Norwegian Institute for Water Research

REPORT

Main Office	Regional Office, Sørlandet	Regional Office, Østlandet	Regional Office, Vestlandet	Akvaplan-NIVA A/S
P.O. Box 173, Kjelsås N-0411 Oslo Norway Phone (47) 22 18 51 00 Telefax (47) 22 18 52 00	Televeien 1 N-4890 Grimstad Norway Phone (47) 37 29 50 55 Telefax (47) 37 04 45 13	Sandvikaveien 41 N-2312 Ottestad Norway Phone (47) 62 57 64 00 Telefax (47) 62 57 66 53	Nordnesboder 5 N-5008 Bergen Norway Phone (47) 55 30 22 50 Telefax (47) 55 30 22 51	Søndre Tollbugate 3 N-9000 Tromsø Norway Phone (47) 77 68 52 80 Telefax (47) 77 68 05 09

Title	Serial No.	Date
Joint Assessment and Monitoring Programme (JAMP). Contaminants in fish 1993-1997 Norwegian biota data (Norwegian State Pollution Monitoring Programme Report no. 776/99. TA-no. 1668/1999)	4084-99	1999.11.10
	Report No. Sub-No. O-80106	Pages Price 393
Author(s) Norman W. Green Gunnar Severinsen	Topic group Marine ecology	Distribution
	Geographical area Oslofjord to Varangerfjord	Printed NIVA

Client(s)	Client ref.
Norwegian Pollution Control Authority (SFT)	

Abstract

This report is a compilation of data on contaminant concentrations in marine organisms used in the Norwegian contribution to the Joint Assessment and Monitoring Programme (JAMP) and concerns mainly selected metals organochlorines, polycyclic aromatic hydrocarbons that were collected during the period 1993-1997

4 keywords, Norwegian	4 keywords, English
1. Miljøgifter	1. Micropollutants
2. Organismer	2. Organisms
3. Marin	3. Marine
4. Norge	4. Norway

Norman W. Green
Project manager

ISBN 82-577-3690-2

Bjørn Braaten
Head of research department

CONTAMINANTS

Norwegian Institute for Water Research

O-80106

JOINT ASSESSMENT AND MONITORING PROGRAMME (JAMP),

CONTAMINANTS IN FISH 1993-1997

Norwegian biota data

Oslo, 10 November 1999

Project co-ordinater: Norman W. Green

NIVA report no. 4084-99

Foreword

This report presents the Norwegian data for contaminants in organisms 1993-1997 compiled for the Joint Assessment and Monitoring Programme (JAMP). JAMP is administered by the Oslo and Paris Commissions (OSPAR) and their Environmental Assessment and Monitoring Committee (ASMO). JAMP receives guidance from the International Council for the Exploration of the Sea (ICES).

The Norwegian JMP was carried out by the Norwegian Institute for Water Research (NIVA) by contract from the Norwegian State Pollution Control Authority (SFT, NIVA contract 80106). Norwegian Institute for Air Research (NILU) has also contributed.

The Norwegian contribution to the JAMP was initiated by SFT in 1981 as part of the national monitoring programme. Three main areas have been investigated: the Oslofjord and adjacent areas (Hvaler-Singlefjord area and Langesundsfjord, 1981-), Sørfjord/Hardangerfjord (1983-84, 1987-) and Orkdalsfjord area (1984-89, 1991-93, 1995-96).

Initiated by the North Sea Task Force Monitoring Master Plan in 1990, Arendal, Lista and Bømlo-Sotra areas have also been monitored. On the initiative of SFT and NIVA "reference" or merely diffusely contaminated areas from Bergen to Lofoten have been monitored since 1992 and from Lofoten to Norwegian-Russian border from 1994.

The report is one of three data reports covering this period (1993-1997):

1. *Contaminants in shellfish 1993-1997,*
   SFT report no.775/99, NIVA report no. 4083-99
2. *Contaminants in fish 1993-1997*
   SFT report no. 776/99, NIVA report no. 4084-99
3. *Summary statistics for contaminants in shellfish and fish 1981-1997*
   SFT report no. 777/99, NIVA report no. 4085-99

Because of their similarity, appendices A, B and C concerning abbreviations, maps and station positions, respectively, are common for all three reports.

Thanks are due to my colleagues at NIVA and NILU for helping to compile this data. These have been credited earlier in the annual JAMP National Comments.

Oslo, 10 November 1999

Project co-ordinator Norman W. Green

Contents

1. Background	**1**
2. Sampling	**2**
3. Analyses	**3**
4. Comment on QA and detection limit	**4**
5. Comment on raw data	**4**
6. References	**5**
Appendix A. Maps	**9**
Appendix B. Station positions	**23**
Appendix C. Abbreviations	**37**
Appendix D. Fish - Raw data	**47**

1. Background

The Oslo and Paris commissions were established in the seventies with the aim to protect the marine environment against anthropogenic contamination. The Oslo commission focuses on problems relating to dumping at sea in the Northeast Atlantic and Baltic areas. The Paris commission focuses on discharges from land based sources. Together, the commission (Oslo and Paris Commission - OSPAR), govern the "Joint Assessment and Monitoring Programme" (JAMP). JAMP commenced in 1995 as a continuation of the "Joint Monitoring Programme" (JMP). It receives guidance from the "International Council for the Exploration of the Sea" (ICES). Norway and other European countries, which are members of OSPAR have committed themselves to protection of the marine environment of the North East Atlantic for preventing and elimination pollution, protecting human health and ensuring sound and healthy marine ecosystems (OSPAR 1998).

The Norwegian contribution to JAMP focuses on three JAMP areas: Oslofjord-area (including the Hvaler area, Singlefjord and Langesundsfjord), Sørfjord/Hardangerfjord and the Orkdalsfjord areas. During 1990-95 Norway has also included Arendal and Lista areas. The results have previously been presented for 1981-83 (only Oslofjord; Enger *et al.* 1984, 1985), 1984-85 (Green 1988), 1986 (Green 1987; SFT 1987), 1987 (SFT 1988), 1988 (Green 1989b; SFT 1989), 1989 (Green 1991, SFT 1990), 1990 (Green 1992, JMG 1994), 1991 (Green 1993a), 1992 (Green 1994, Green & Knutzen 1994), 1993 (Green 1995a), 1994 (Green 1995b), 1995 (Green 1997a), 1996 (Green 1997b) and 1997 (Green *et al.* 1999). The results have been incorporated in European JMG regional assessments of sediment (JMG 1993) and biota (ICES 1988, JMG 1992) and temporal trends in biota (ICES 1989; 1991; ASMO 1994). An overview of the analytical methods (1981-1992) has been presented (Green 1993b). The raw data has been presented for sediment 1986-1992 (Green & Klungsøyr 1994; Green & Rønningen 1995) and biota 1981-1992 (Green & Rønningen 1994a, b). The results for 1981-1992 have been assessed by Green *et al.* (1995). An evaluation of "background" levels of contaminants in biota based on JMP data has been done by Knutzen & Green (1995).

2. Sampling

The JAMP stations monitored 1993-1997 by Norway are spread from the Swedish border to Varangerfjorden (**Appendices A and B**).

The sampling of biota follows the OSPAR guidelines (1997) as closely as possible. These have replaced relevant portions of earlier guidelines (ICES 1986, 1992 including revisions up to 1994).

Cod (*Gadus morhua*) and one flatfish species are sampled; 25 individuals of each species. If possible, the same species collected in previous years at the selected stations are to be collected in 1999. The order of preference for flatfish species is: dab (*Limanda limanda*), flounder (*Platichthys flesus*), plaice (*Pleuronectes platessa*) and lemon sole (*Microstomus kitt*). At one station (St.67B in the Hardangerfjord) the only flatfish in abundance is megrim (*Lepidorhombus whiff-iagonis*) which has been sampled annually. Flounder was sampled in 1996 for the first time at this station. If possible, the fish samples are sampled with five individuals within each of the five length classes roughly geometrically distributed, viz.:

size-class	cod	flatfish
1	370-420mm	300-320mm
2	420-475mm	320-340mm
3	475-540mm	340-365mm
4	540-615mm	365-390mm
5	615-700mm	390-420mm

3. Analyses

JAMP (OSPAR 1990) agreed that the concentration of at least cadmium, copper, mercury, lead, zinc and polychlorinated hydrocarbons should be monitored in biota. In these investigations many other contaminants have also been quantified. A complete list of variables used is given in by **Appendix C**.

An overview of the contaminants and associated analytical methods has been given by Green (1993b). A brief summary follows. All analyses were performed at the Norwegian Institute for Water Research (NIVA). After treatment with saltpetre concentrations of cadmium, copper and lead were determined by Perkin-Elmer 2380 or 4100 graphite furnace atomic absorption electrothermal spectrometry whereas concentrations of zinc were determined using Perkin-Elmer 560 flame atomic absorption spectrometer with a hollow cathode lamp or an electrodeless discharge lamp as a light source (APHA 1989; Borge *et al.* 1981; Welz 1984). Mercury concentrations were determined by cold-vapour atomic absorption spectrometry using a Coleman Model MAS-50 prior to 1988 and a Perkin-Elmer 1100 B with gold trap for the 1988-1996 samples (cf., Borge *et al.* 1981; Welz *et al.* 1984) and without the gold trap for 1997. Organochlorines were determined in the extractable fat portion of the liver or fillet. Concentrations were determined by a Hewlett-Packard 5890 series II with Electron Capture Detector using a silica capillary column (Brevik 1978; Pedersen-Bjergaard *et al.* 1996).

JAMP prefers that seven individual isomers of PCB are quantified (Table 1). In addition, it is favourable and practical to quantify DDE, DDD, HCB, and the remaining HCH-isomers in connection with the analysis of chlorinated compounds. The methods applied at NIVA permit in addition, determinations of pentachlorbenzene (5-CB), octachlorstyrene (OCS), CB-156 (2 3 4 5-3'4'), CB-209 (2 3 4 5 6 - 2'3'4'5'6') and CB-105 (2 3 4 - 3'4') and, all p,p isomers of DDT and its derivatives.

Table 1. Suggested PCB-isomers which are to be quantified in biota (ICES 1986).

IUPAC/CB no.	Structure
28	2 4 - 4'
52	2 5 - 2'5'
101	2 4 5 - 2'5'
118	2 4 5 - 3'4'
138	2 3 4 - 2'4'5'
153	2 4 5 - 2'4'5'
180	2 3 4 5 - 2'4'5'

For **fish** two types of tissue are analysed. The fish fillet are analysed for the mercury and PCB content and the liver for all mentioned contaminants except mercury. In addition, the age, sex, and pathological state for each individuals are determined. Other measurements include: fish weight and length, weight of liver, liver dry weight and fat content (% total extractable fat), the fillet dry weight and its % fat content.

4. Comment on QA and detection limit

Concerning quality assurance (QA) analytical labs have been routinely involved in international and national intercalibration exercises. In addition the laboratories have (more regularly in recent years) analysed standard reference material in connection with analyses of the samples used in monitoring. The results of intercalibration exercises and analyses of the standard reference material is discussed in part in the annual National Comments.

The detection limits are approximations based on 3 times the standard deviation of the 'blank' or near zero concentration of a solution. Day-to-day variations in the analytical instrument may lead to minor variation in detection limits.

5. Comment on raw data

The raw data for fish 1993-1997 is shown in **Appendix D**. Special attention should be made to notes and comments preceding the Appendix.

The data is stored in SYBASE version 11.5 with ACCESS 1997 as front end. The tables are generated using NIVA's TABSYS version 2.4.

6. References

Titles translated to English in square brackets [ ] are not official.

Ahlborg, U.G., 1989. Nordic risk assessment of PCDDs and PCDFs. Chemosphere 19:603-608.

Ahlborg, U.G., Brouwer, A, Fingerhut, M.A., Jacobson, J.L., Jacobson, S.W:, Kennedy, S.W., Kettrup, A.F., Koeman, J.H., Poiger, H., Rappe, C., Safe, S.H., Schlatter, C., Seegal, R.F., Tuomisto, J., van den Berg, M., 1992. Impact of polychlorinated dibenzo-p-dioxins, dibenzofurans, and biphenyls on human and environmental healrth, with special emphasis on application of the toxic equivalency factor concept *European Journal og Pharmacology . Environmental Toxicology and Pharmacology Section* 228 (1992) 179-199

Ahlborg, U.G., Becking G.B., Birnbaum, L.S., Brouwer, A, Derks, H.J.G.M., Feely, M., Golor, G., Hanberg, A., Larsen, J.C., J.C., Liem, A.K.G., Safe, S.H., Schlatter, C., Wärn, F., Younes, M., Yrjänheikki, E., 1994. Toxic equivalency factors for dioxin-like PCBs. Report on a WHO-ECEH and IPSC consultation , December 1993. Chemosphere 28:1049-1067.

APHA, 1989. APHA, AWWA, WPCF: Standards Methods for the Examination of Water and Waste Water. 17th edition. 1989.

ASMO, 1994. Draft assessment of temporal trends monitoring data for 1983-91: Trace metals and organic contaminants in biota. Environmental Assessment and Monitoring Committee (ASMO). Document ASMO(2) 94/6/1.

Borge, H., Edin A., Holm, K., Skøld, E., 1981. Determinations of metals in fish liver by flameless atomic absorption spectrophotometry. *Water Research* 15:1291-1295.

Brevik, E., 1978. Gas chromatographic method for the determination of organochlorine pesticides in human milk. *Bull. Environ. Contam. & Toxicol.* 19 (1978) 281.

Enger, B., Frøslie, A., Kirkerud, L., Knutzen, J., Madsen, L., Martinsen, K., Norheim, G., 1984. Overvåking av PCB, kvikksølv og kadmium i sjøvannsmiljø. Oslofjordområdet 1981-82. [Investigations of PCB, mercury and cadmium in the marine environment. Oslofjord area 1981-82.] Norwegian Pollution Control Authority, Monitoring report no. 119/84. Norwegian Institute for Water Research project 80106, report number 1583, 24 pp.. ISBN number 82-577-0736-8.

Enger, B., Håstein, T., Kirkerud, L., Martinsen, K., Norheim, G., 1985. Overvåking av PCB, kvikksølv og kadmium i sjøvannsmiljø. Oslofjordområdet 1982-83. SFT overvåkingsrapport nr. 183/85. NIVA O-80106 (løpenummer 1717), 24 sider. [Investigations of PCB, mercury and cadmium in the marine environment. Oslofjord area 1982-83.] Norwegian Pollution Control Authority, Monitoring report no. 183/85. Norwegian Institute for Water Research project 80106, report number 1717, 24 pp.. ISBN number 82-577-0905-0.

Green, N.W., 1987. Joint Monitoring Programme (JMP). National comments to the Norwegian data for 1986. NIVA-project 80106, report 30.8.87, 40 pp.. (Also in documents MON 6/3/1-E and MON 6/3/1 Corr.1-E of the sixth meeting of JMG's Ad Hoc Working Group on Monitoring (MON).)

Green, N.W., 1988. Felles europeisk overvåkingsprogram (JMP) i Norge. Overvåking av miljøgifter i sjøvannsmiljø. Oslofjord- området, Sørfjorden, Hardangerfjorden og Orkdalsfjord- området 1984-1985. NIVA project 80106, report number 2139. 76 pp..

Green, N.W., 1989b. Joint Monitoring Programme (JMP). National Comments to the Norwegian Data for 1988. NIVA project 80106, report 27.10.89. 32pp.. (Also as document JMG 15/3/8-E.)

Green, N.W., 1991. Joint Monitoring Programme (JMP). National Comments to the Norwegian Data for 1989. NIVA project 80106, report 25.01.91. 27pp.. (Also as document JMG 16 info 13.)

Green, N.W., 1992. Joint Monitoring Programme (JMP) and North Sea Task Force - Master Monitoring Plan (NSTF/MMP) (contaminants only) National comments to the Norwegian Data for 1990, with special emphasis on contaminants in biota. NIVA project 80106, report 18.01.92 65pp. (Also as document JMG 17/3/18.).

Green, N.W., 1993a. Joint Monitoring Programme (JMP) National comments to the Norwegian Data for 1991. NIVA project 80106, report 22.01.93 74. (Also as document JMG 18/3/8-E(L).).

Green, N.W., 1993b. Joint Monitoring Programme - JMP. Overview of analytical methods employed by JMP in Norway 1981-1992. Norwegian Institute for Water Research. Project O-80106 report number 2971, 41 pp.. ISBN number 82-577-2390-8.

Green, N.W., 1994. Joint Monitoring Programme (JMP) National comments to the Norwegian Data for 1992. NIVA project 80106, report 18.01.94 85s.. (Also as document JMG 19/7/4-E(L).).

Green, N.W., 1995a. Joint Monitoring Programme (JMP) National comments to the Norwegian Data for 1993. NIVA project 80106, report 5.01.95 123s.. (Also as document SIME 95/6/1).

Green, N.W., 1995b. Joint Monitoring Programme (JMP) National comments to the Norwegian Data for 1994. NIVA project 80106, report 25.12.95 109.. (Also as document SIME 96/19/1).

Green, N.W., 1997a. Joint Assessment and Monitoring Programme (JAMP) National Comments to the Norwegian Data for 1995. Norwegian Pollution Control Authority, Monitoring report no. 685/97 TA no. 1405/1997. Norwegian Institute for Water Research project 80106, report number 3597-97, 124 pp.. ISBN number 82-577-3152-8. (Also as document SIME 97/5/5).

Green, N.W., 1997b. Joint Assessment and Monitoring Programme (JAMP) National Comments to the Norwegian Data for 1996. Norwegian Pollution Control Authority, Monitoring report no. 716/97 TA no. 1489/1997. Norwegian Institute for Water Research project 80106, report number 3730-97, 129 pp.. ISBN number 82-577-3299-0. (Also as document SIME (2) 97/3/16 Add.1).

Green, N.W., Berge, J.A, Helland, A., Hylland, K., Knutzen, J., Walday, M., 1999. Joint Assessment and Monitoring Programme (JAMP) National Comments regarding the Norwegian Data for 1997. Norwegian Pollution Control Authority, Monitoring report no. 752/99 TA no. 1611/1999. Norwegian Institute for Water Research project 80106, report number 3980-99, 129 pp.. ISBN number 82-577-3576-0. (Also presented as SIME document (1999)).

Green, N.W., Klungsøyr, J., 1994. Norwegian 1990 sediment data for the North Sea Task Force (NSTF) and the Joint Monitoring Group (JMG). A joint report by Norwegian Institute for Water Research (NIVA) and Institute of Marine Research (IMR). NIVA project O-80106 (report number 3110), 17 pp + Annexes. ISBN-82-577-2585-4

Green, N.W., Knutzen, J., 1994. Miljøgiftsundersøkelse i indre Oslofjord. Delrapport nr. 2. Miljøgifter i organismer 1992 [Contaminants in the inner Oslofjord. Sub-report no.2. Contaminants in organisms 1992]. Norwegian Pollution Control Authority, Monitoring report no. 541/93 TA no. 1002/1994. Norwegian Institute for Water Research project 921315, report number 2972, 54 pp.. ISBN number 82-577-2401-7.

Green, N.W., Knutzen, J., Helland, A., Brevik, E.M., 1995. Overvåking av miljøgifter i sedimenter og organismer 1981-92. "Joint Monitoring Programme (JMP)". Statlig program for forurensningsovervåking rapport nr. 593/95 TA nr. 1172/1995 NIVA-rapport O-80106 (l.nr. 3184), 195 s. ISBN-82-577-2676-1.

Green, N.W., Rønningen, A., 1994a. Contaminants in shellfish and fish. 1981-92. Joint Monitoring Programme (JMP) Norwegian biota data. Norwegian Pollution Control Authority, Monitoring report no. 585/94 TA no. 1156/1994. NIVA project O-80106/, (report number 3175), 351 pp.. ISBN number 82-577-2656-7.

Green, N.W., Rønningen A., 1994b. Summary statistics of contaminants in shellfish and fish 1981-92. Joint Monitoring Programme (JMP) Norwegian biota data. Norwegian Pollution Control Authority, Monitoring report no. 584/94 TA no. 1155/1994. NIVA project O-80106/, (report number 3176), 167 pp.. ISBN number 82-577-2657-5.

Green, N.W., Rønningen, A., 1995. Contaminants in sediment 1986-92. The Joint Monitoring Programme (JMP) NIVA samples. Norwegian biota data. Norwegian Pollution Control Authority, Monitoring report no. 599/95 TA no. 1180/1995. NIVA project O-80106/, (report number 3192), 97 pp.. ISBN number 82-577-2679-6.

IARC, 1987. IARC [International Agency for Research on Cancer] monographs on the evaluation of the carcinogenic risk of chemicals to humans. Overall evaluations of carcinogenicity: an updating of IARC monographs. Vol., 1-42. Suppl. 7. Lyon.

ICES, 1986. Interim reporting format for contaminants in fish and shellfish, JMP-version. ICES, May 1986.

ICES, 1988. Results of 1985 baseline study of contaminants in fish and shellfish. ICES Cooperative Research Report no. 151, 366 pp..

ICES, 1989. Statistical analysis of the ICES Cooperative Monitoring Programme data on contaminants in fish muscle tissue (1978.1985) for determination of temporal trends. ICES Cooperative Research Report no. 162, 147 pp..

ICES, 1991. Statistical analysis of the ICES Cooperative Monitoring Programme data on contaminants in fish liver tissue and *Mytilus edulis* (1978.1988) for determination of temporal trends. ICES Cooperative Research Report no. 176, 189 pp..

ICES, 1992. ICES Environmental data reporting formats, Version 2.1 - January 1992.

JMG, 1992. Results of the 1990 supplementary baseline study of contaminants in fish and shellfish.. Seventeenth Meeting of the Joint Monitoring Group. Uppsala: 20-24 January 1992. JMG 17/3/13-E. 25pp. plus appendices.

JMG, 1993. Oslo and Paris Conventions for the Prevention of Marine Pollution,. Eighteenth Meeting of the Joint Monitoring Group. The Hague: 25-29 January 1993. Draft report on the results of the 1990/1991 baseline study of contaminants in sediments JMG 18/3/7-E. 33pp. plus tables, figures and appendices.

JMG, 1994. Oslo and Paris Conventions for the Prevention of Marine Pollution,. Eighteenth Meeting of the Joint Monitoring Group. The Hague: 25-29 January 1994. Draft report on the results of the 1990/1991 baseline study of contaminants in sediments JMG 18/3/7-E. 33pp. plus tables, figures and appendices.

Knutzen, J., Green, N.W., 1995. Bakgrunnsnivåer av en del miljøgifter i fisk, blåskjell og reker. Data fra utvalgte norske prøvesteder innen den felles overvåking under Oslo-/Paris-kommisjonene 1990-1993. [Background levels of some micropollutants in fish, the blue mussel and shrimps. Data from selected Norwegian sampling sites within the joint monitoring of the Oslo-/Paris Commissions 1990-1993]. Norwegian Pollution Control Authority, Monitoring report no. 594/94 TA no. 1173/1994. NIVA project O-80106/E-91412, (report number 3302, 105 pp).. ISBN number 82-577-2678-8.

OSPAR, 1990. Oslo and Paris Conventions. Principles and methodology of the Joint Monitoring Programme. [Monitoring manual for participants of the Joint Monitoring Programme (JMP) and North Sea Monitoring Master Plan (NSMMP)]. March 1990

OSPAR, 1997. JAMP [Joint Assessment and Monitoring Programme] Guidelines for Monitoring Contaminants in Biota (version 9.6.97) Oslo and Paris Commissions 40 pp.

OSPAR, 1998. JAMP [Joint Assessment and Monitoring Programme] Guidelines for Contaminant-specific Biological Effects Monitoring (version23 2.98) Oslo and Paris Commissions 38 pp.

Pedersen-Bjergaard, Semb, S.I., Brevik, E.M., Greibrokk, T., 1996. Capillary gas chromatography combined with atomic emission detection for the analysis of polychlorinated biphenyls. *J. Chromatogr. A*, 723(1996):337-347.

SFT, 1987. Overvåkingsresultater 1986. (Chapter) 8. Felles europeisk overvåkingsprogram (JMP) i Norge: Overvåking av PCB, DDT- derivater, kadmium, kvikksølv, kobber, bly og sink. Norwegian Pollution Control Authority (SFT) Report 288/87:84- 85.

SFT, 1988. Overvåkingsresutater 1987. (Chapter) 8. Felles europeisk overvåkingsprogram (JMP) i Norge: Overvåking av PCB, DDT- derivater, kadmium, kvikksølv, kobber, bly og sink. Norwegian Pollution Control Authority (SFT) Report 330/88:96- 97.

SFT, 1989. Overvåkingsresultater 1988. (Chapter) 8. Overvåking av miljøgifter: Joint Monitoring Programme (JMP). Norwegian Pollution Control Authority (SFT) Report 379/89:98-101.

SFT, 1990. Overvåkingsresultater 1989. (Chapter) 8 Overvåking av miljøgifter - Joint Monitoring Programme (JMP). Norwegian Pollution Control Authority (SFT) Report 433/90:116-119.

Welz, B., 1984. *Atomabsorbtion Spektrometrie*. 3 Auflage, Verlag Chemie Weinheim.

Welz, B., Melcher, M., Sinemus, H.W., Maier, D., 1984. Pico-trace determination of mercury using the amalgamation technique. *Atomic Spectrosc.* 1984(5):37-42.

Appendix A.
Maps

NOTES

For a few station the positions of sampling has varied in order to collect sufficient material (e.g., st. 36B and 98A) or investigate local geographical variations (e.g., in the inner Oslofjord and Sørfjord). Hence, the same station name may appear more than once on a map.

The letter A following the station identification number indicates that blue mussels were sampled. The letter B indicates sampling for cod and the letter F indicates sampling for flatfish. This system for fish is not consistent for some older stations (30, 33, 52 and 67) where only the letter B is used indicating that either cod or flatfish or both were sampled.

The letter I preceding the station identification number indicates an INDEX station for evaluating a "pollution" index. The letter R indicates a station for evaluating a "reference" index. Only blue mussels are used for these indices. The indices are based on a selection of JAMP and INDEX stations (cf., Green *et al.* 1999).

The maps are generated using ArcView GIS version 3.1.

JAMP stations in Norway. Numbers refer to detail maps below.

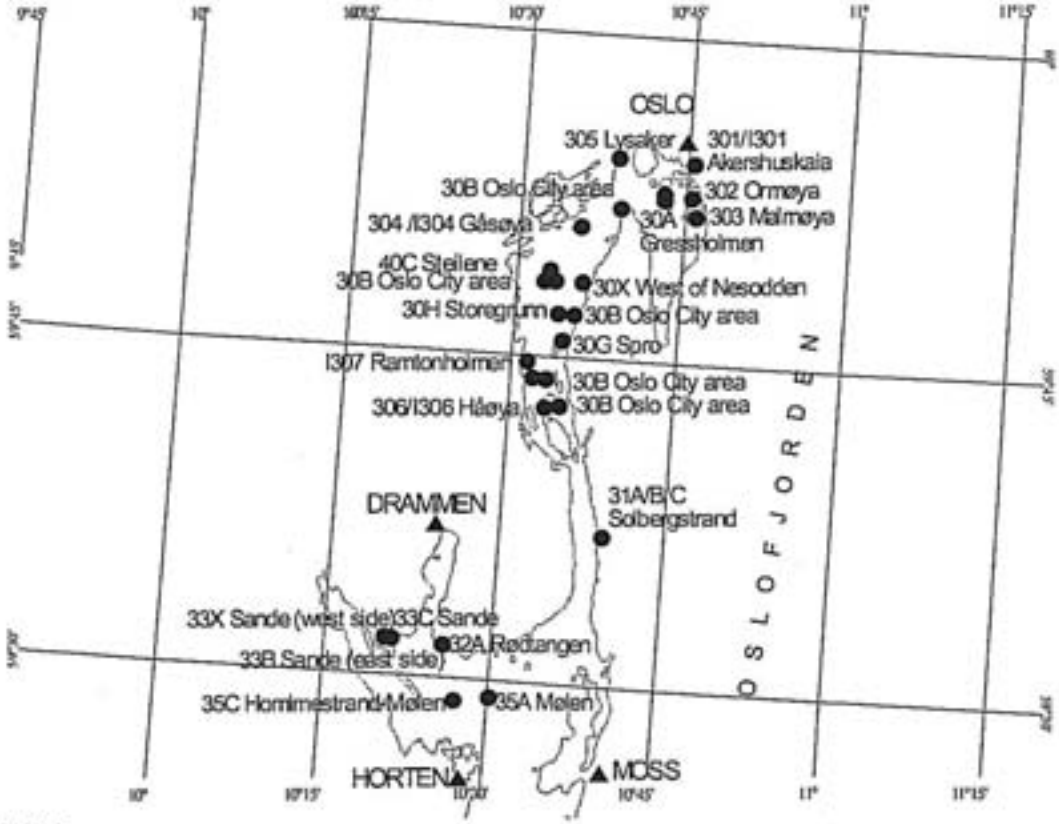

MAP 1

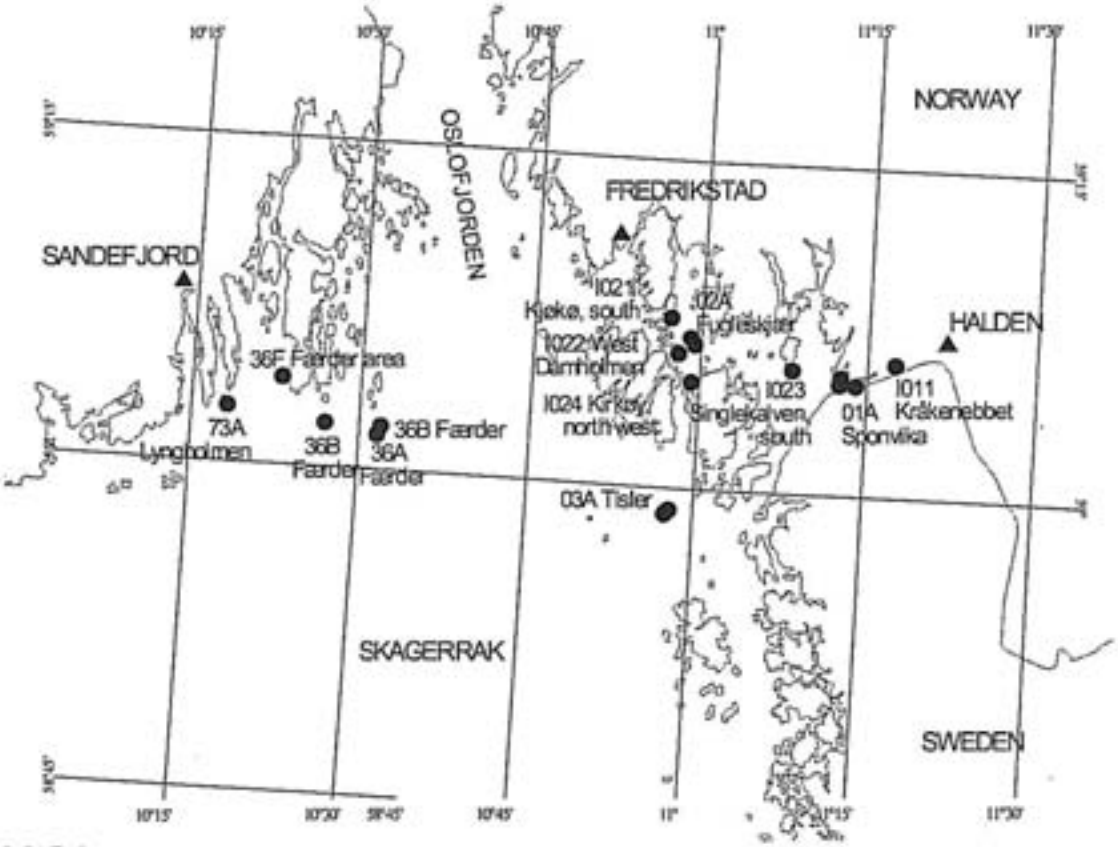
NORWAY
OSLOFJORDEN
FREDRIKSTAD
SANDEFJORD
HALDEN
I021
Kjøkø, south
I022 West
Dalmholmen
I02A
Fugleskjær
36F Færder area
I024 Kirkøy
north west
I023
Singlekalven
south
I011
Kråkenebbet
01A
Sponvika
73A
Lyngholmen
36B
Færder
36B Færder
36A
Færder
03A Tisler
SKAGERRAK
SWEDEN

MAP 2

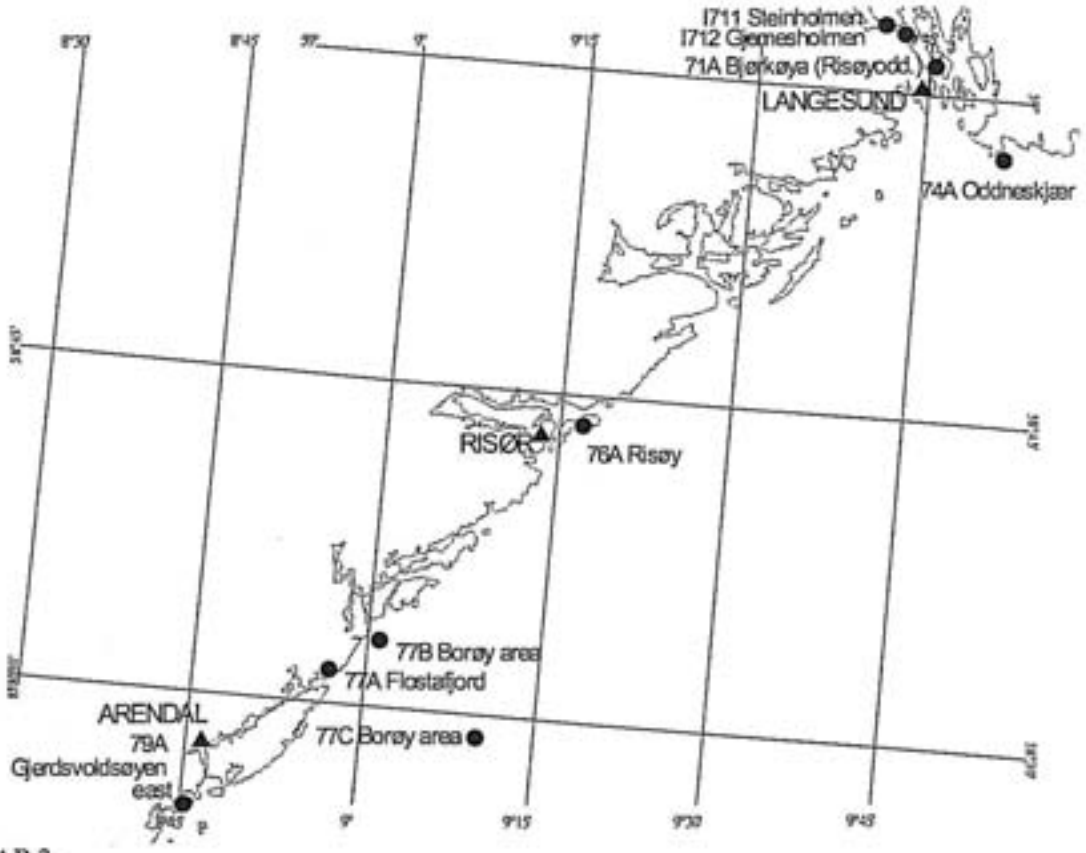
I711 Steinholmen
I712 Gjemesholmen
71A Bjørkøya (Risøyodd.)
LANGESUND
74A Oddneskjær
RISØR
76A Risøy
77B Borøy area
77A Flostafjord
ARENDAL
79A
Gjerdsvoldsøyen
east
77C Borøy area

MAP 3

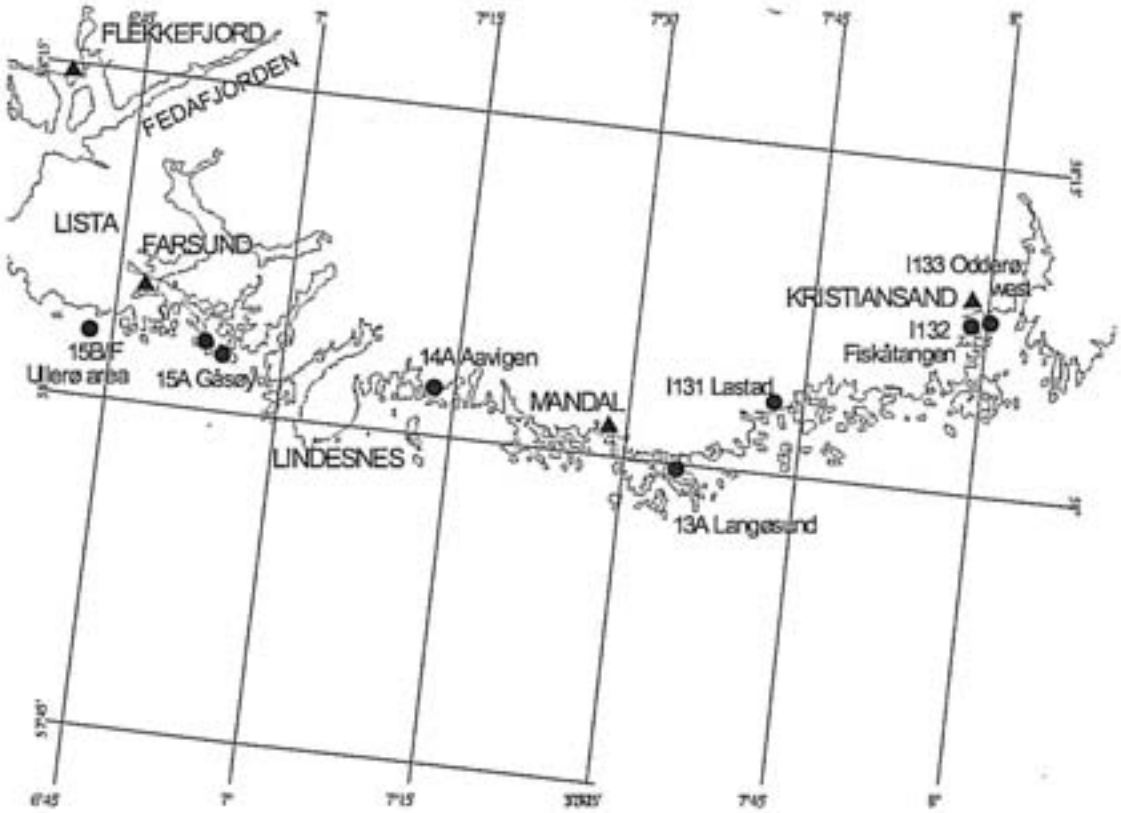
FLEKKEFJORD
FEDAFJORDEN
LISTA
FARSUND
15B/F
Ullerø area
15A Gåsøy
14A Aavigen
MANDAL
LINDESNES
I131 Lastad
13A Langesund
I133 Oddenø, west
KRISTIANSAND
I132
Fiskåtangen

MAP 4

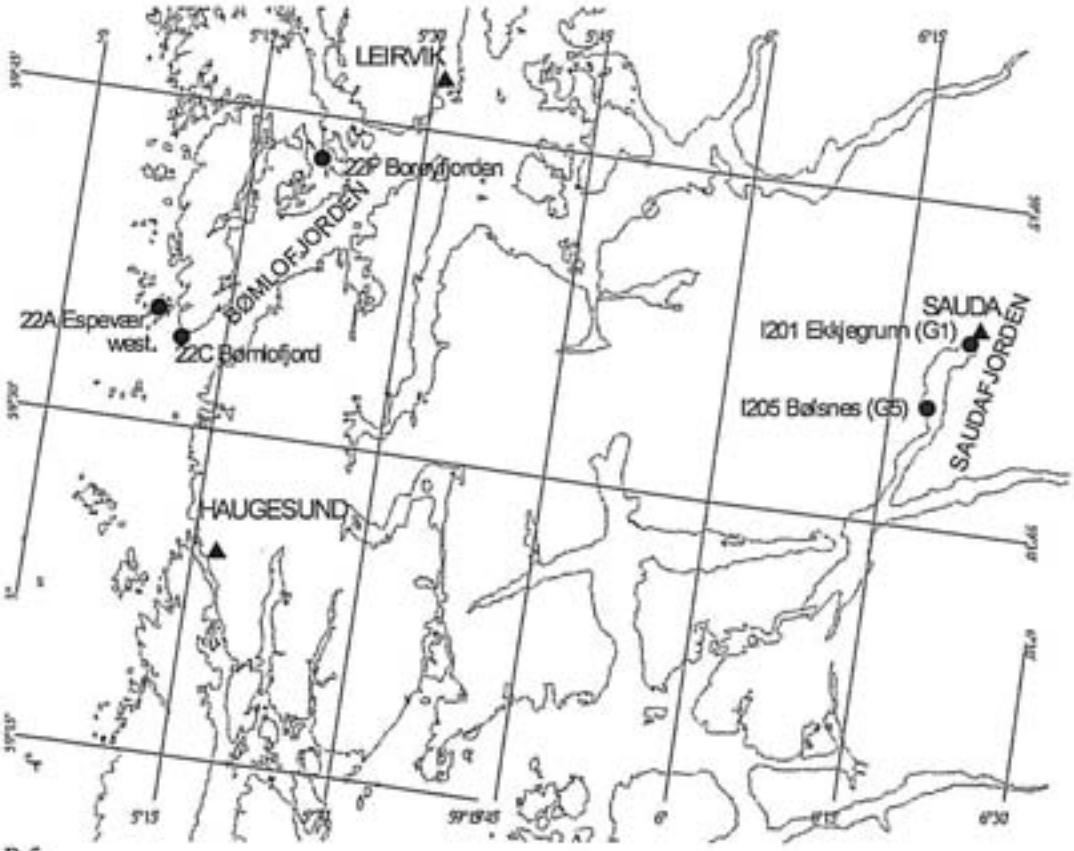
LEIRVIK
22P Boreyfjorden
BØMLOFJORDEN
22A Espevær, west
22C Bømlofjord
HAUGESUND
SAUDA
I201 Ekkjegrum (G1)
I205 Bølsnes (G5)
SAUDAFJORDEN

MAP 5

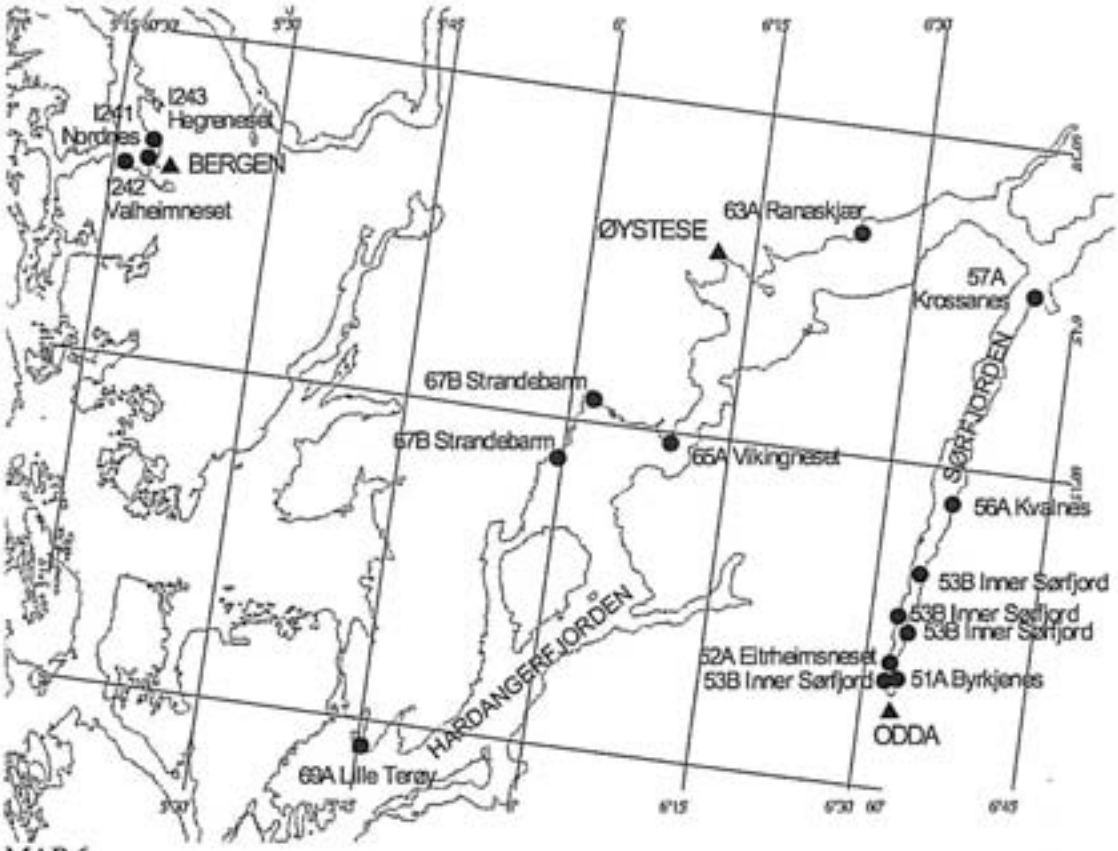
I241
Nordnes
I243
Hegreneset
BERGEN
I242
Valheimneset
ØYSTESE
63A Ranaskjær
57A
Krossanes
SØRFJORDEN
67B Strandebarm
67B Strandebarm
65A Vikingneset
56A Kvalnes
53B Inner Sørfjord
53B Inner Sørfjord
53B Inner Sørfjord
52A Eltrheimsneset
53B Inner Sørfjord
51A Byrkjenes
ODDA
HARDANGERFJORDEN
69A Lille Terøy

MAP 6

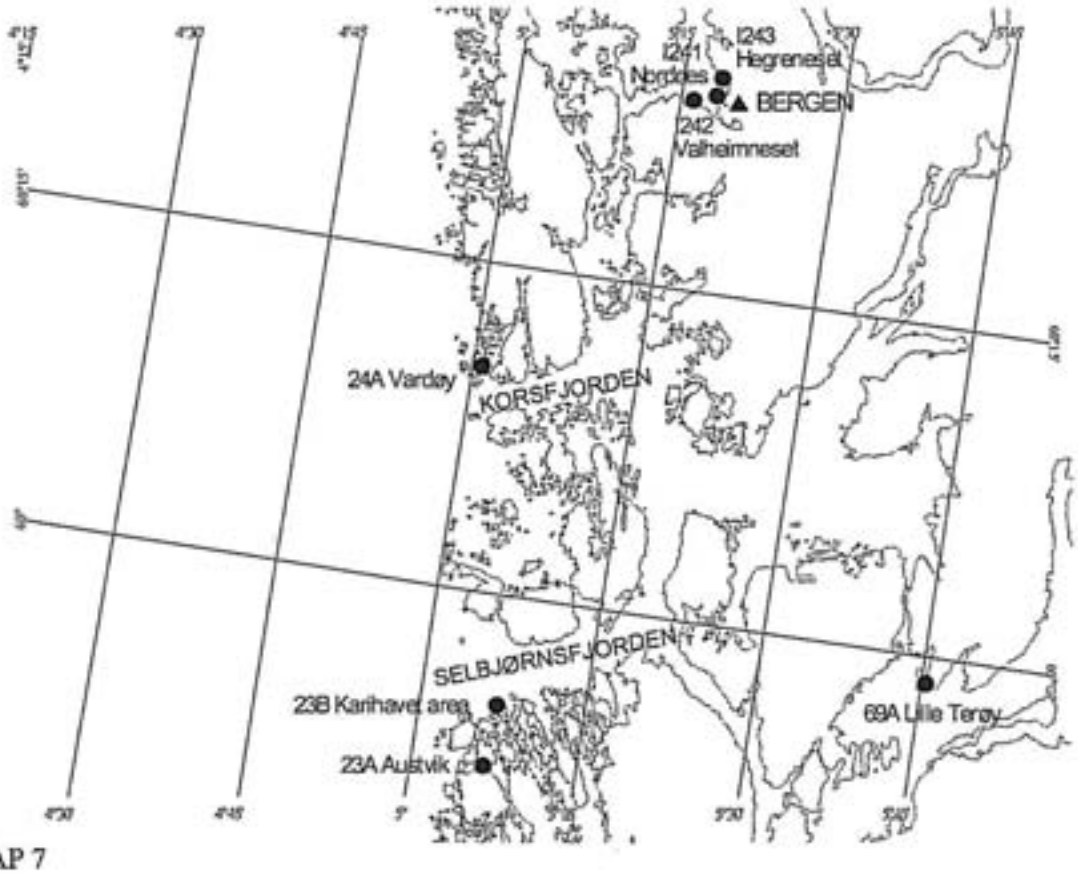
I241
Nordnes
I243
Hegreneset
BERGEN
I242
Valheimneset
24A Vardøy
KORSFJORDEN
SELBJØRNSFJORDEN
23B Karihavet area
23A Austvik
69A Lille Terøy

MAP 7

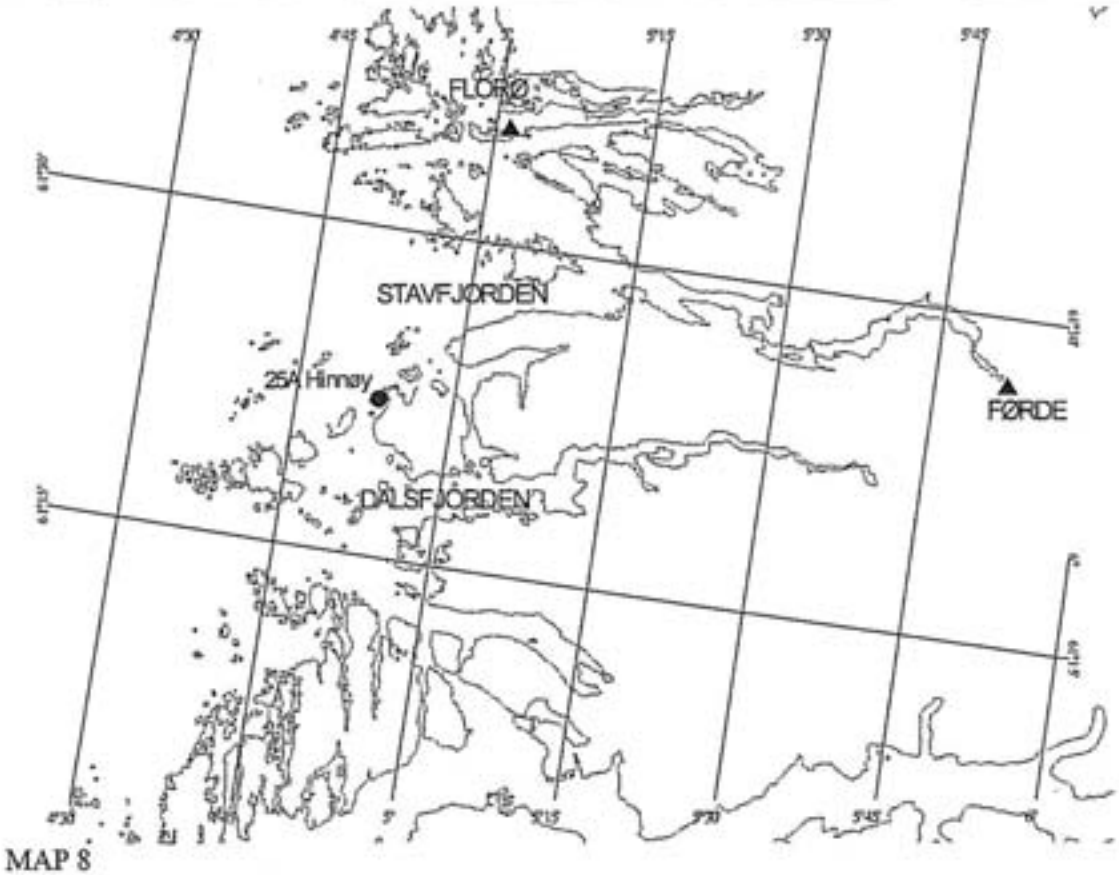
FLORØ
STAVFJORDEN
25A Himnøy
FØRDE
DALSFJORDEN

MAP 8

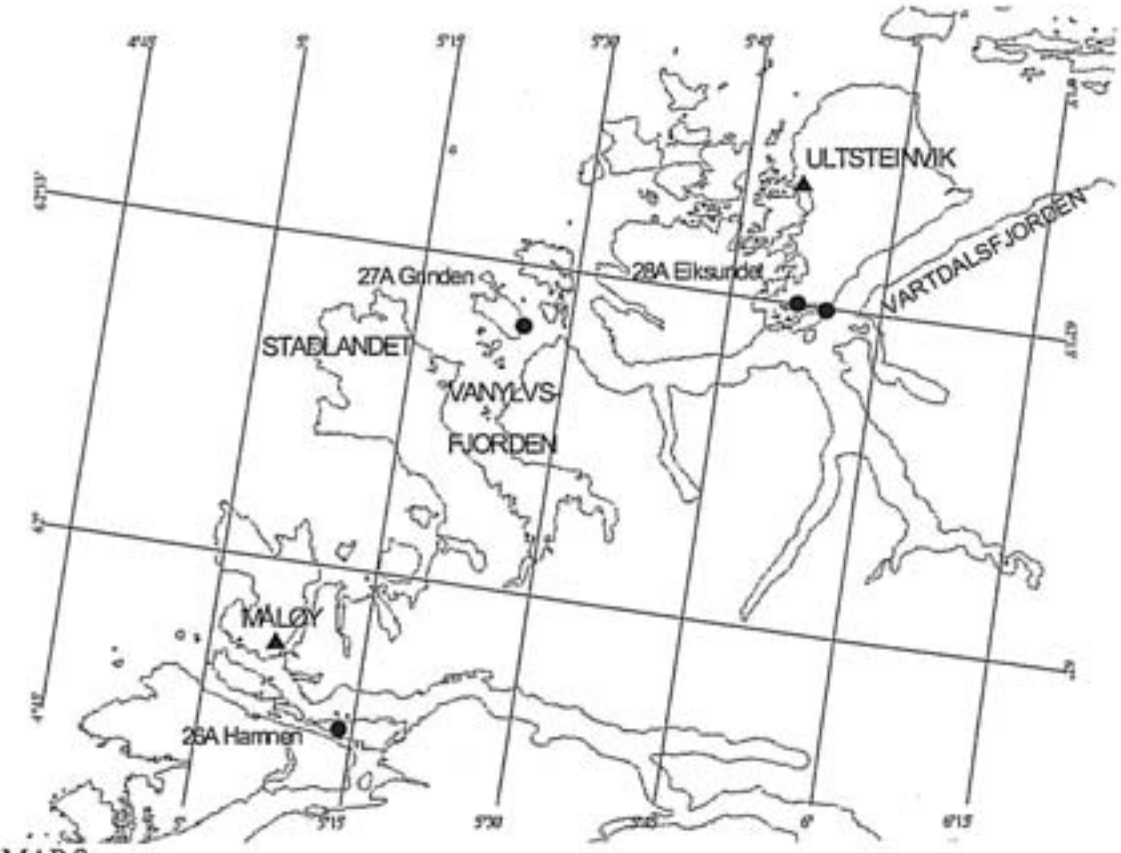
ULTSTEINVIK
VARTDALSFJORDEN
27A Grinden
28A Eiksundet
STADLANDET
VANYLVS-
FJORDEN
MALØY
26A Harmen

MAP 9

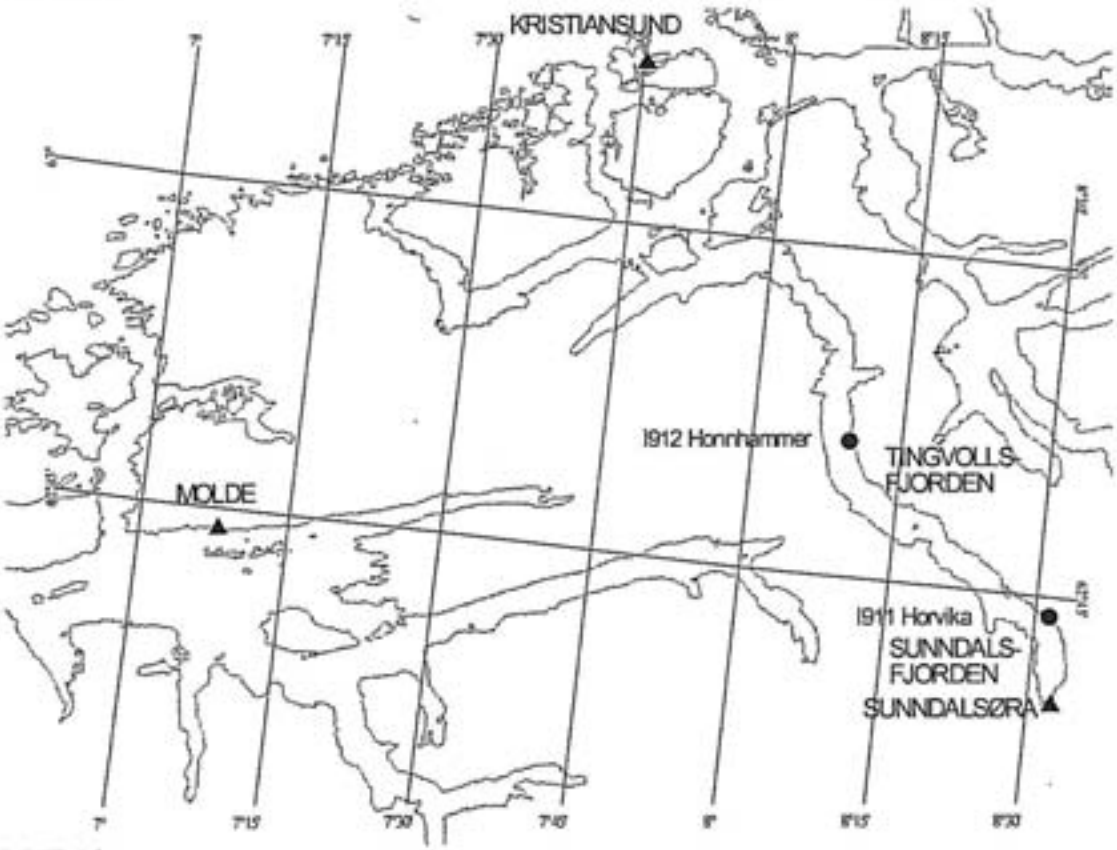
KRISTIANSUND
I912 Honnhammer
TINGVOLLS-
FJORDEN
MOLDE
I911 Horvika
SUNNDALS-
FJORDEN
SUNNDALSØRA

MAP 10

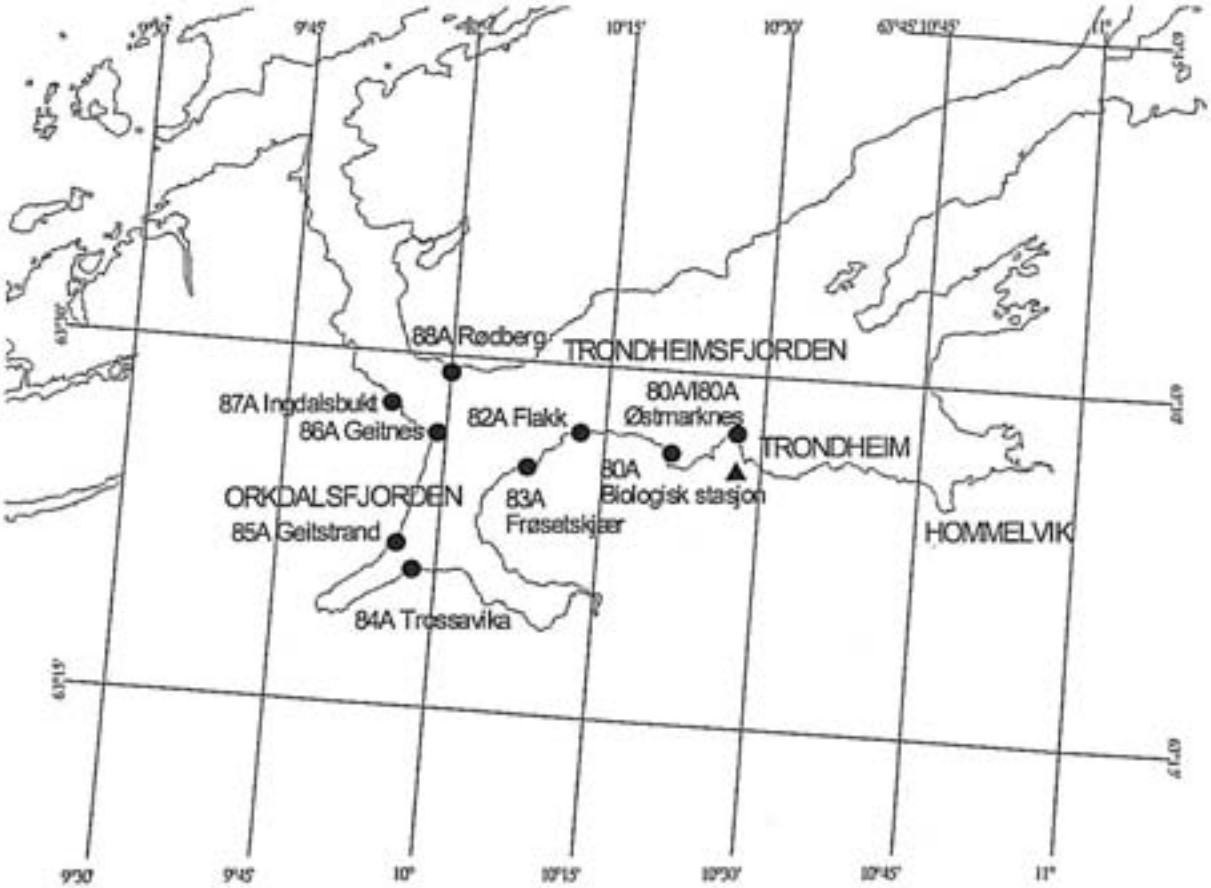
88A Rødberg
TRONDHEIMSFJORDEN
87A Ingdalsbukt
86A Geitnes
82A Flakk
80A/180A
Østmarknes
TRONDHEIM
80A
Biologisk stasjon
ORKDALSFJORDEN
83A
Frøsetskjær
85A Geitstrand
HOMMELVIK
84A Tressavika

MAP 11

HITRA
SMØLA
91A Nerdvika
91A Nerdvika
TRONDHEIMSLEIA
KRISTIANSUND

MAP 12

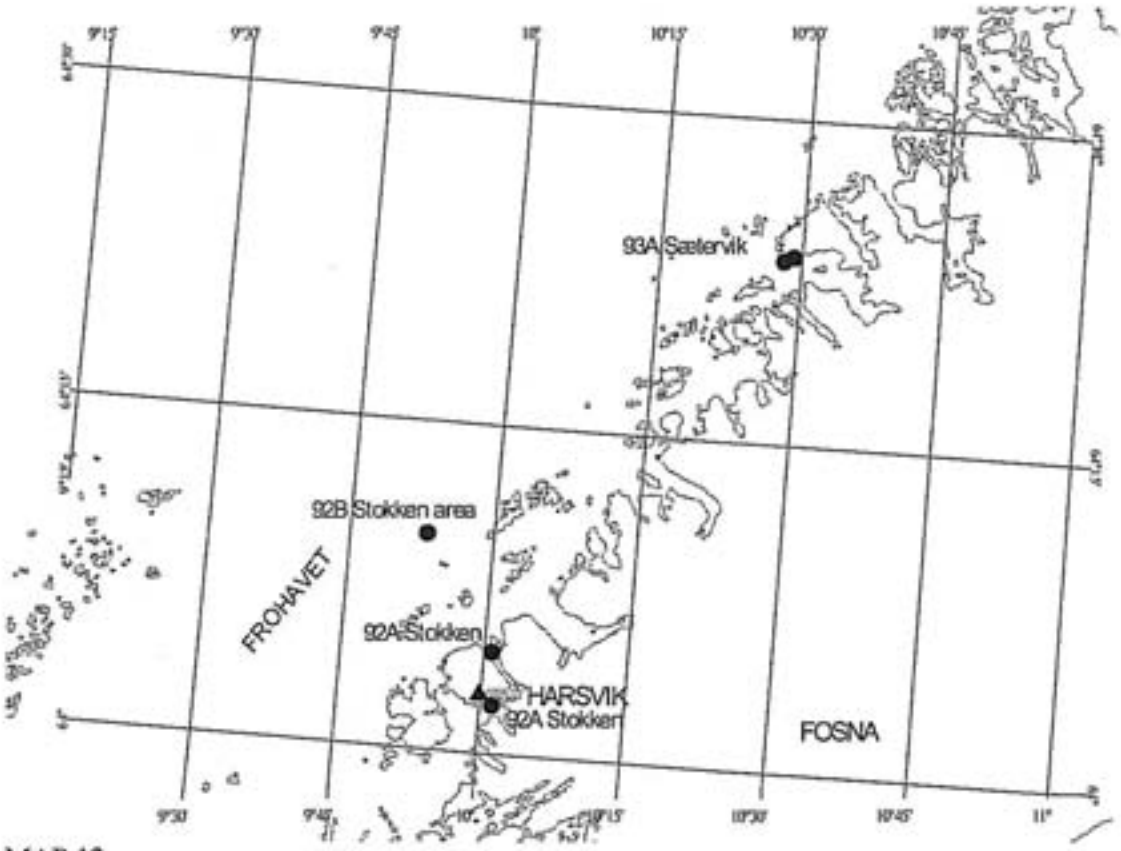
93A Sætervik
92B Stokken area
FROHAVET
92A Stokken
HARSVIK
92A Stokken
FOSNA

MAP 13

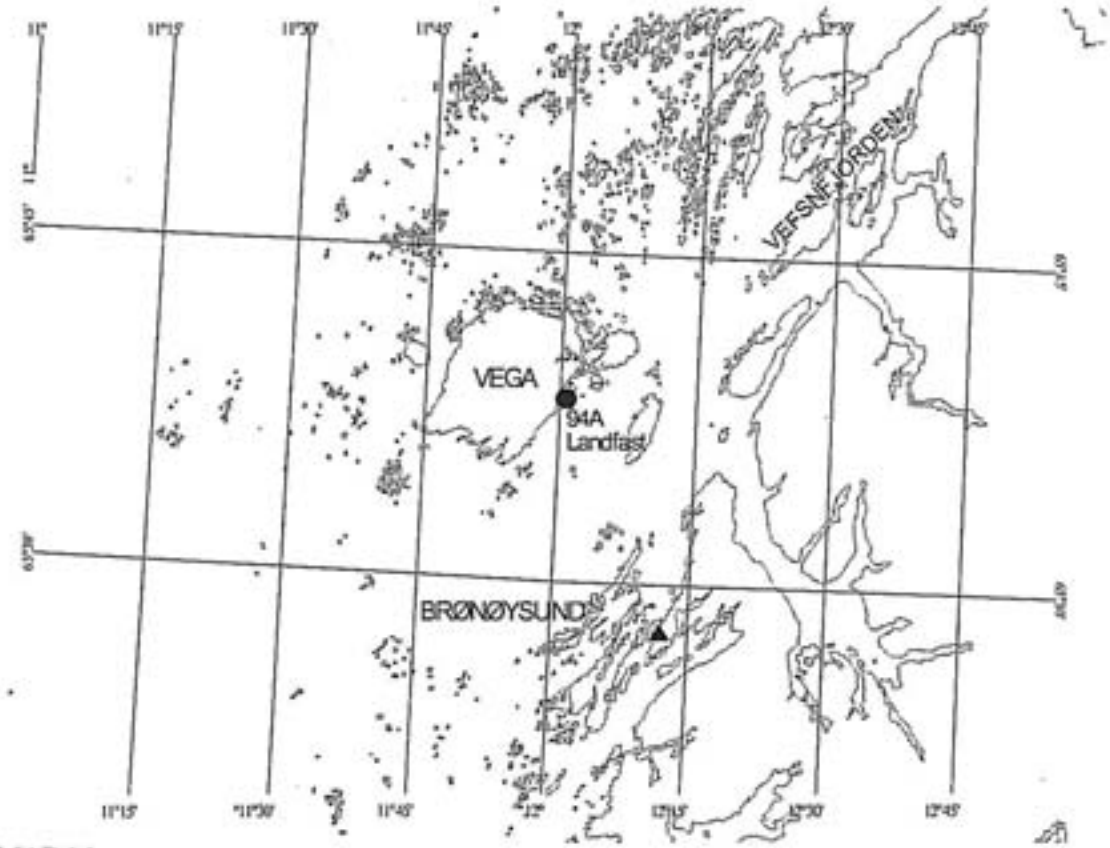
VEFSNFJORDEN
VEGA
94A
Landfast
BRØNØYSUND

MAP 14

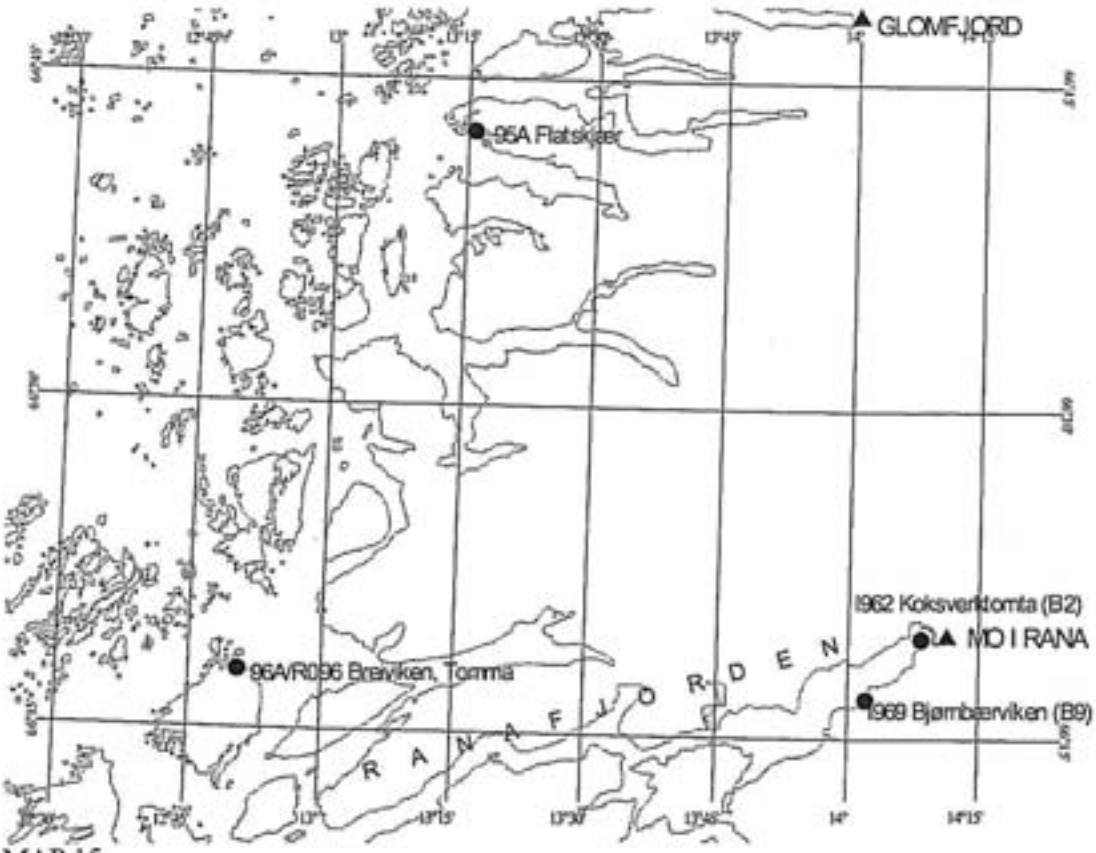
GLOMFJORD
95A Flatskjær
1962 Koksverktomta (B2)
MO I RANA
96A/R096 Breiviken, Tomma
1969 Bjørnbærviken (B9)
RANAFJORDEN

MAP 15

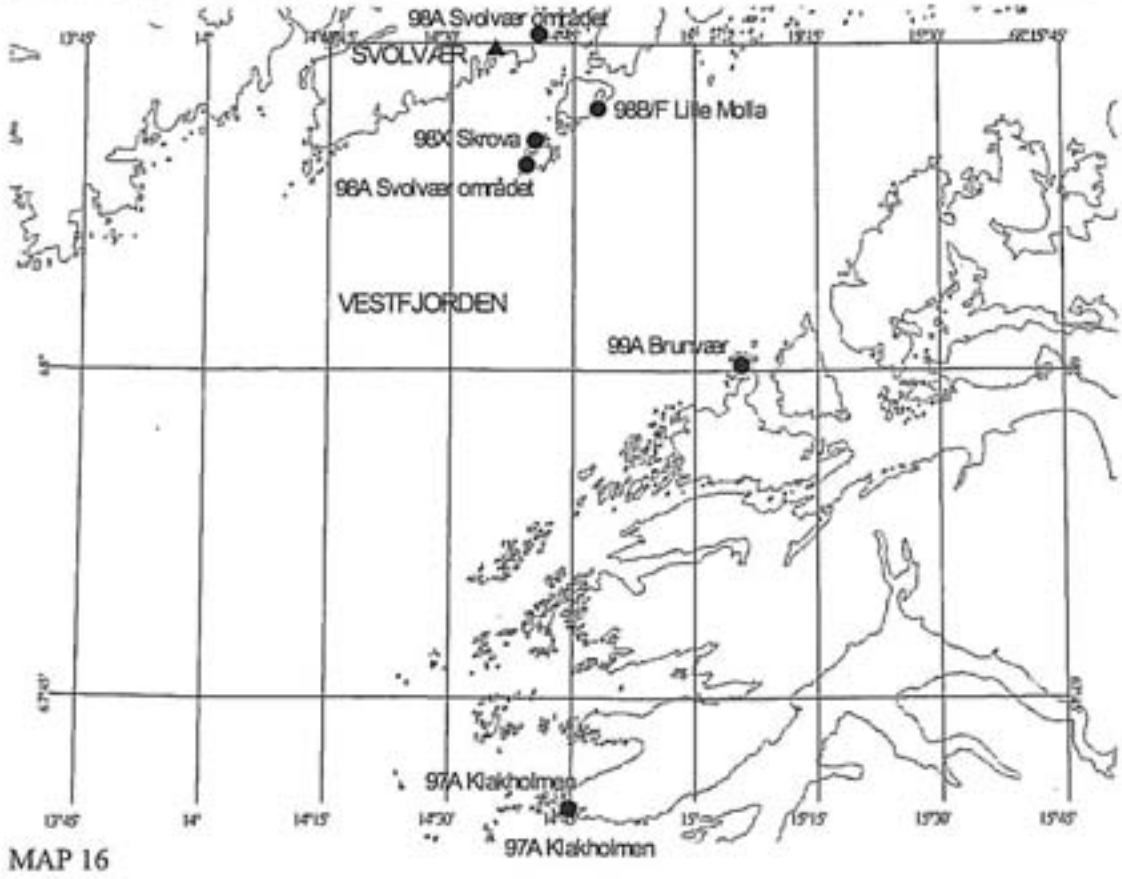
98A Svolvær området
SVOLVÆR
98B/F Lille Molla
98X Skrova
98A Svolvær området
VESTFJORDEN
99A Brunvær
97A Klakholmen
97A Klakholmen

MAP 16

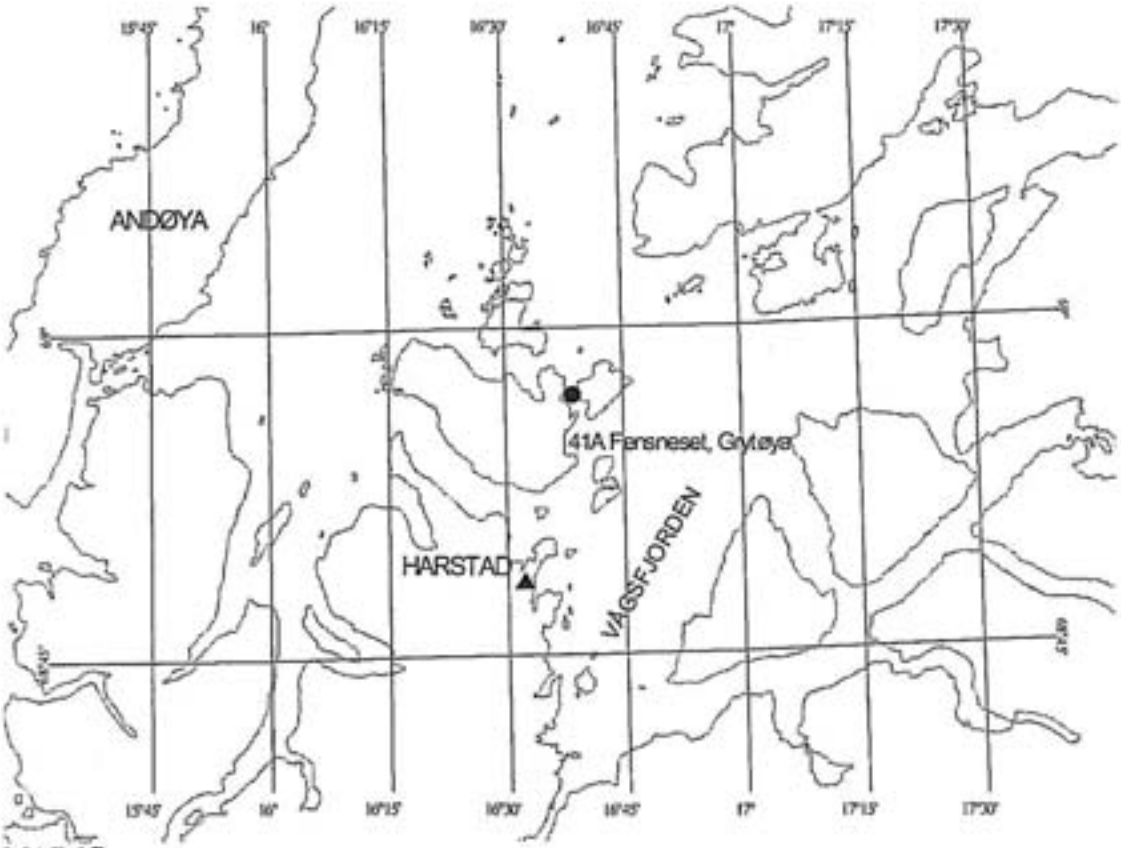
ANDØYA
41A Fansneset, Grytøya
HARSTAD
VÅGSFJORDEN

MAP 17

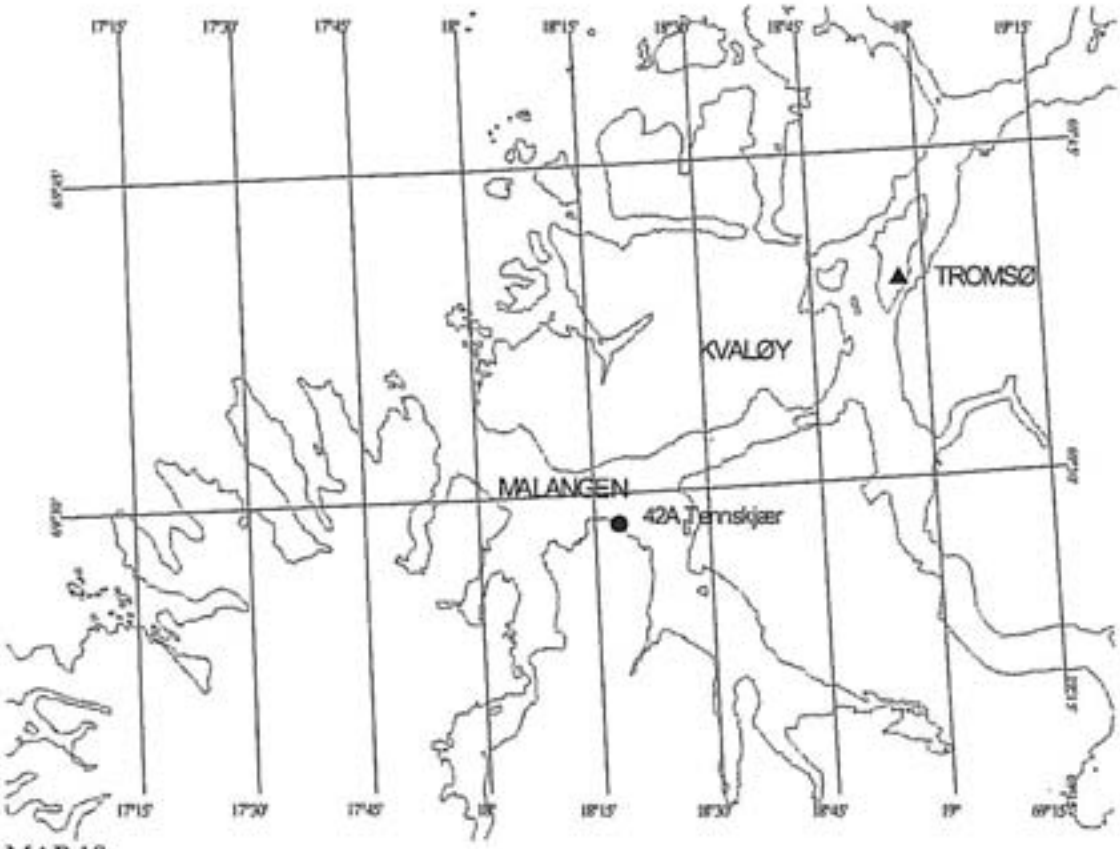
TROMSØ
KVALØY
MALANGEN
42A Tennskjær

MAP 18

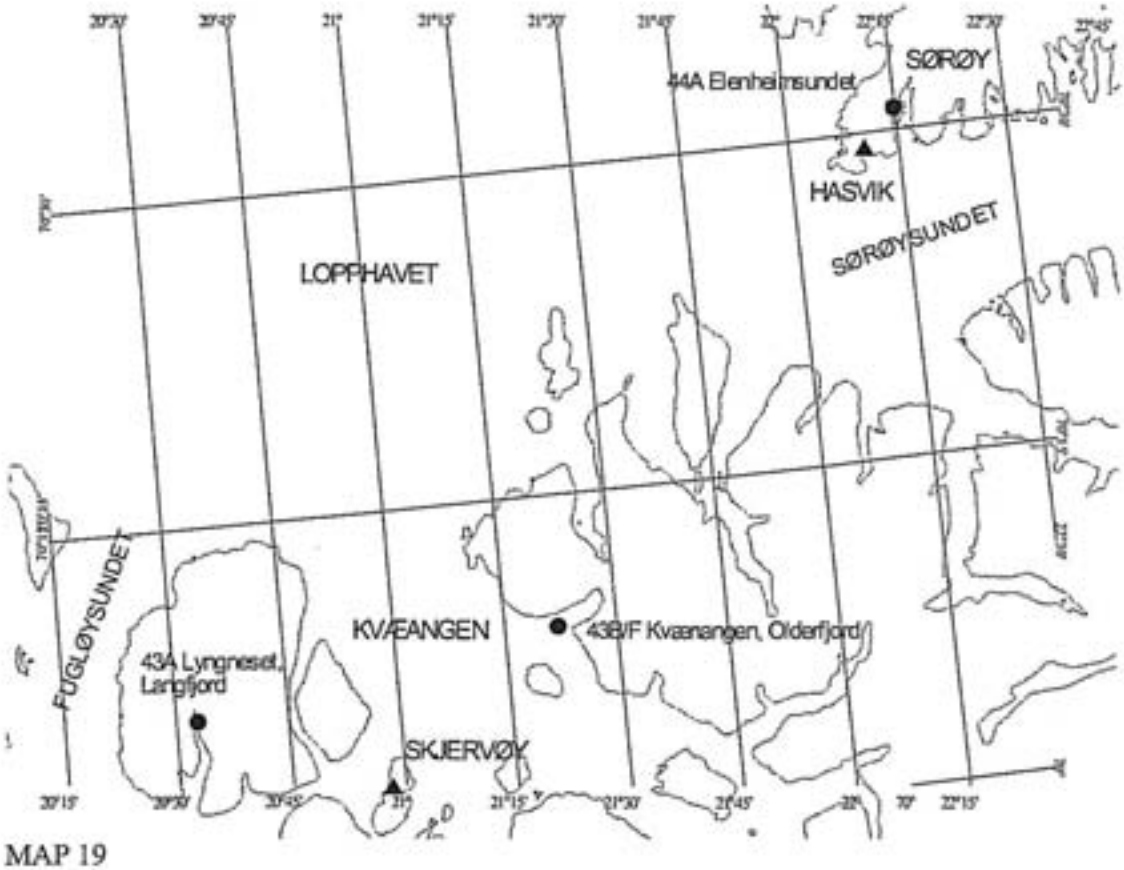
SØRØY
44A Eienheimsundet
HASVIK
SØRØYSUNDET
LOPPHAVET
FUGLØYSUNDET
KVÆANGEN
43B/F Kvænangen, Olderfjord
43A Lyngneset, Langfjord
SKJERVØY

MAP 19

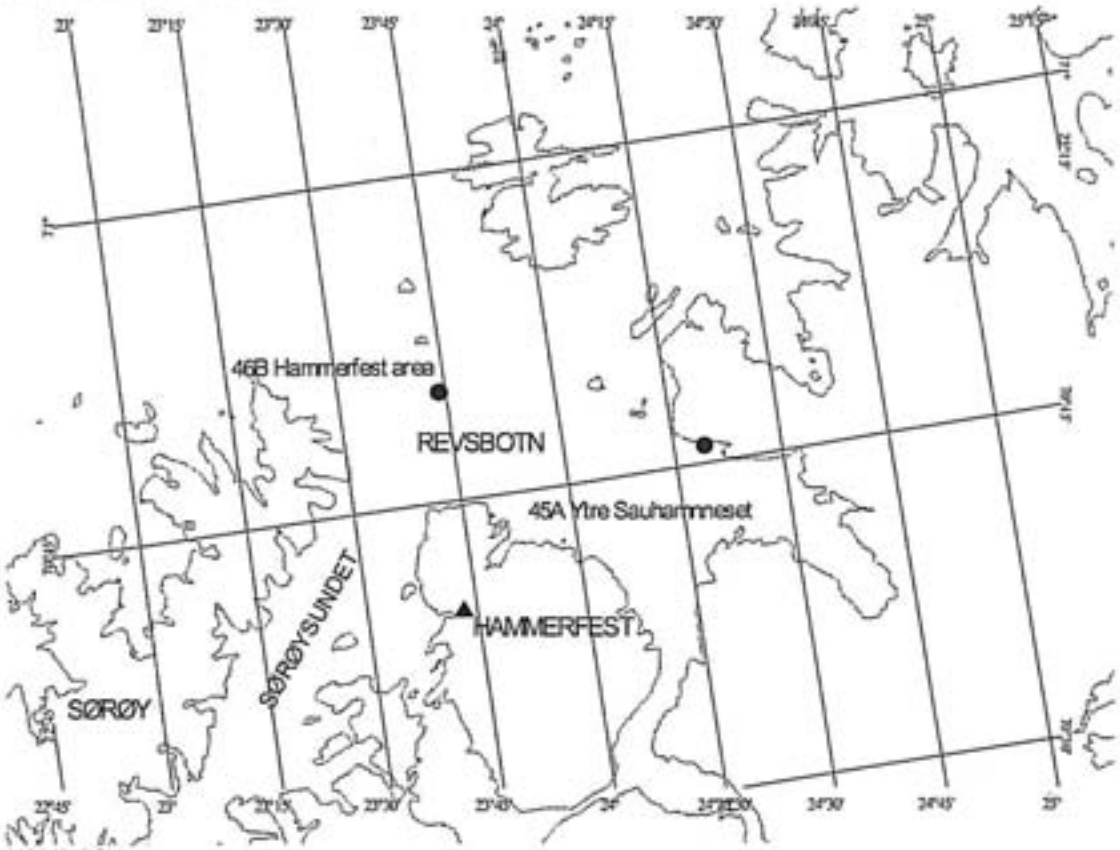
46B Hammerfest area
REVSBOTN
45A Ytre Sauhammeset
HAMMERFEST
SØRØYSUNDET
SØRØY

MAP 20

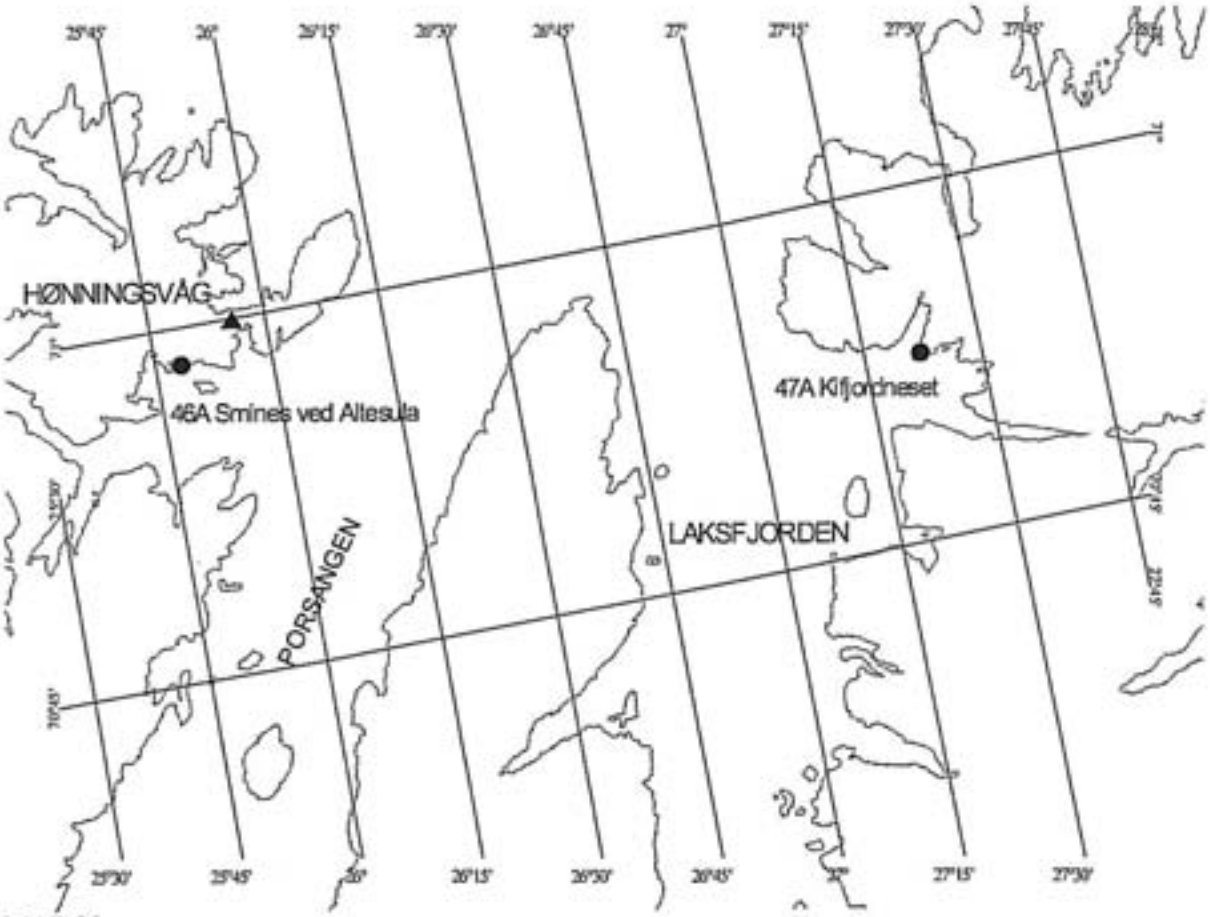
HØNNINGSVÅG
46A Smines ved Altesula
47A Kiljordneset
LAKSFJORDEN
PORSANGEN

MAP 21

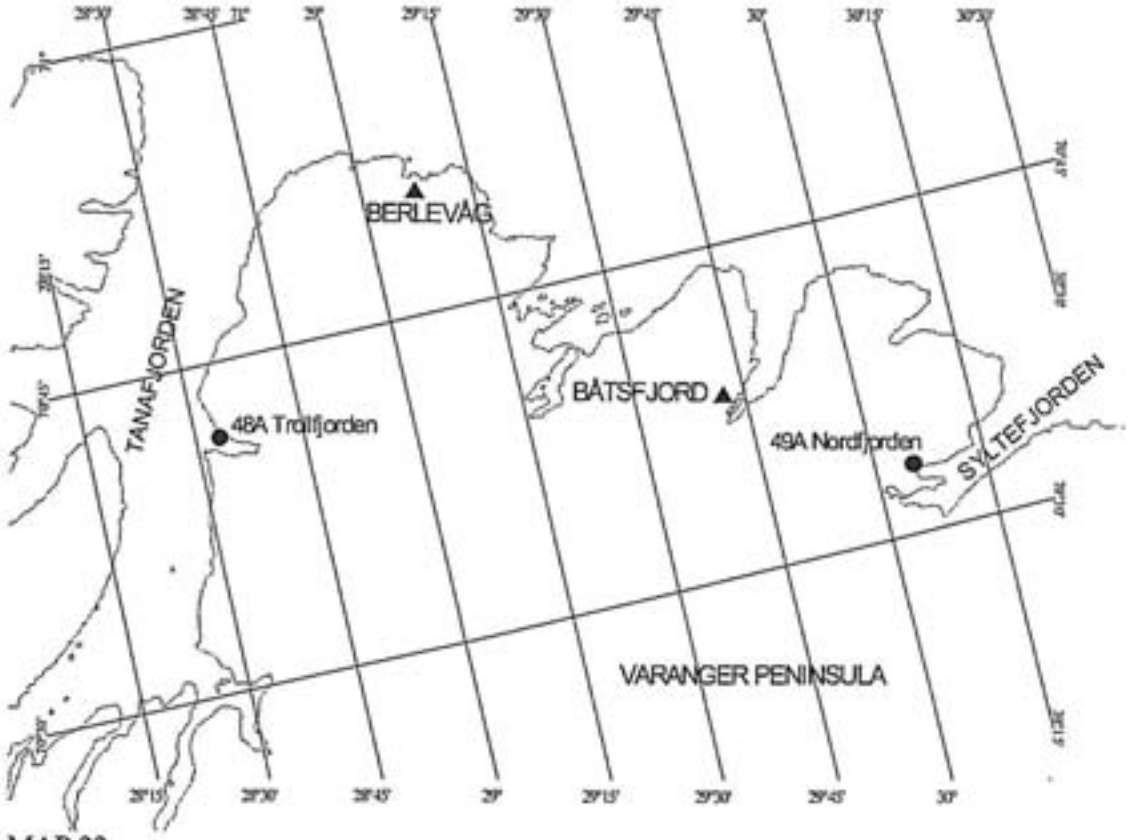
BERLEVÅG
TANAFJORDEN
48A Trollfjorden
BÅTSFJORD
49A Nordfjorden
SYLTEFJORDEN
VARANGER PENINSULA

MAP 22

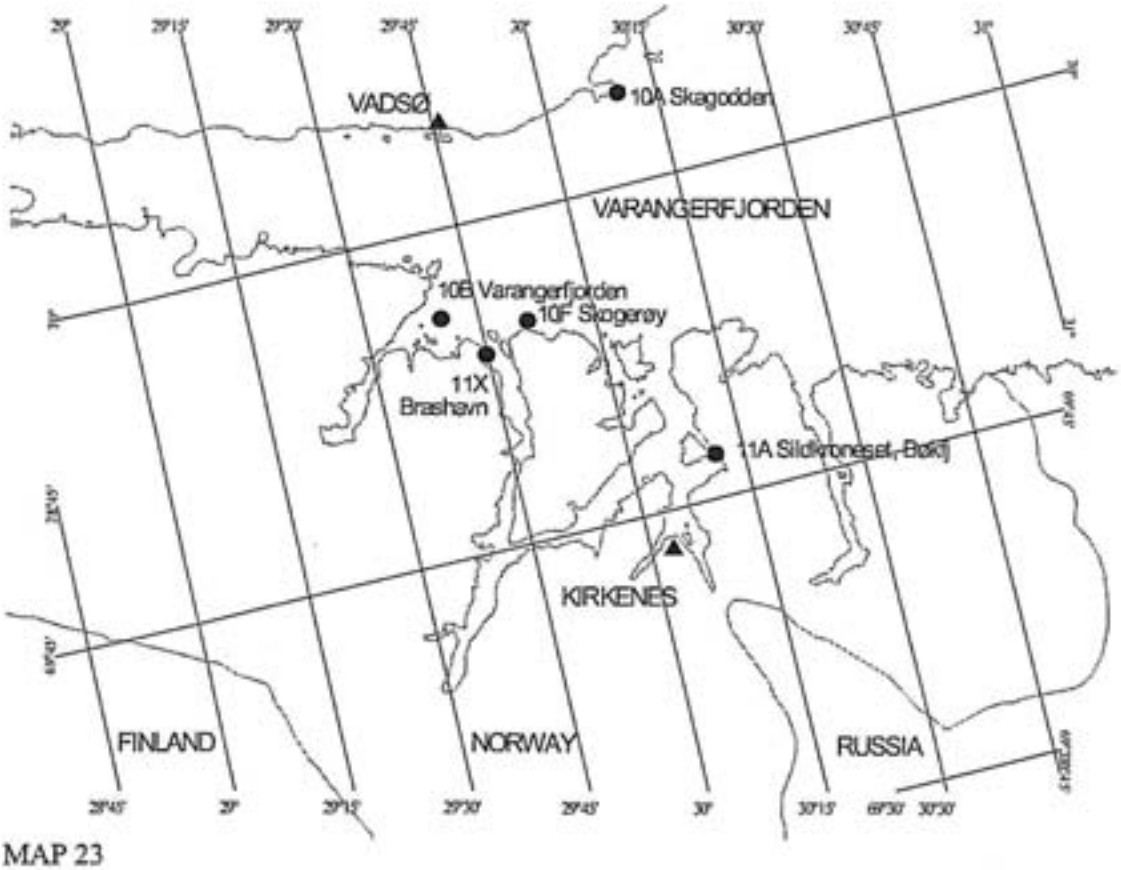
VADSØ
10A Skagodden
VARANGERFJORDEN
10B Varangerfjorden
10F Skogerøy
11X
Brashavn
11A Sildvikneset, Bøkfj
KIRKENES
FINLAND
NORWAY
RUSSIA

MAP 23

Appendix B.
Station positions

HEADING EXPLANTIONS

jmpco: JAMP area (J99 indicates no designation)
jmpst: JAMP station number

species:
BROS BRO - Torsk (*Brosme brosme*)
GADU MOR - Atlantic cod (*Gadus morhua*)
GLYP CYN - Witch (*Glyptocephalus cynoglossus*)
LIMA LIM - Dab (*Limanda limanda*)
LEPI WHI - Megrim (*Lepidorhombus whiff-iagonis*)
MICR KIT - Lemon sole (*Microstomus kitt*)
MYTI EDU - Blue Mussel (*Mytilus edulis*)
PAND BOR - Prawn (*Pandalus borealis*)
PLAT FLE - Flounder (*Platichthys flesus*)
PLEU PLA - Plaice (*Pleuronectes platessa*)

myear: first year of sampling season

latdg: latitude - degrees
latmi: latitude - minutes
londg: longitude - degrees
lonmi: longitude - minutes

jmpco	jmpst	station name	species	myear	sampling date	latdg	latml	londg	lonml	ICES area
J26	01A	Sponvika	MYTI EDU	1982	19821014	59	5.10	11	12.50	47G13
J26	01A	Sponvika	MYTI EDU	1985	19851016	59	5.10	11	13.90	47G13
J26	01A	Sponvika	MYTI EDU	1990	19901106	59	5.40	11	12.50	47G13
J26	02A	Fugleskjær	MYTI EDU	1982	19821014	59	6.90	10	59.00	47G09
J26	02A	Fugleskjær	MYTI EDU	1985	19851015	59	6.90	10	59.00	47G09
J26	02A	Fugleskjær	MYTI EDU	1990	19901106	59	6.60	10	59.30	47G09
J26	03A	Tisler	MYTI EDU	1982	19821014	58	59.00	10	57.80	46G07
J26	03A	Tisler	MYTI EDU	1985	19851015	58	58.80	10	57.50	46G07
J26	03A	Tisler	MYTI EDU	1990	19901106	58	59.00	10	57.80	46G07
J99	10A	Skagodden	MYTI EDU	1994	19940826	70	4.19	30	9.83	69J03
J99	10A	Skagodden	MYTI EDU	1995	19950830	70	4.19	30	9.83	69J03
J99	10A	Skagodden	MYTI EDU	1996	19960905	70	4.19	30	9.83	69J03
J99	10A	Skagodden	MYTI EDU	1997	19971130	70	4.19	30	9.83	69J03
J99	10B	Varangerfjorden	BROS BRO	1994	19941130	69	56.00	29	40.00	68H97
J99	10B	Varangerfjorden	GADU MOR	1994	19941130	69	56.00	29	40.00	68H97
J99	10B	Varangerfjorden	GADU MOR	1995	19951115	69	56.00	29	40.00	68H97
J99	10B	Varangerfjorden	GADU MOR	1996	19970215	69	56.00	29	40.00	68H97
J99	10B	Varangerfjorden	GADU MOR	1997	19971115	69	56.00	29	40.00	68H97
J99	10F	Skogerøy	PLEU PLA	1997	19980218	69	55.00	29	51.00	68H97
J99	11A	Sildkroneset,Bøkfj	MYTI EDU	1994	19940825	69	47.02	30	11.10	68J02
J99	11A	Sildkroneset,Bøkfj	MYTI EDU	1995	19950830	69	47.02	30	11.10	68J02
J99	11A	Sildkroneset,Bøkfj	MYTI EDU	1996	19960905	69	47.02	30	11.10	68J02
J99	11A	Sildkroneset,Bøkfj	MYTI EDU	1997	19970922	69	47.02	30	11.10	68J02
J99	11X	Brashavn	MYTI EDU	1997	19970920	69	53.92	29	44.65	68H97
J99	13A	Langøsund	MYTI EDU	1990	19901104	57	59.80	7	34.60	44F74
J99	13A	Langøsund	MYTI EDU	1991	19911007	57	59.80	7	34.60	44F74
J99	14A	Aavigen	MYTI EDU	1990	19901103	58	2.20	7	13.20	45F73
J99	14A	Aavigen	MYTI EDU	1991	19911006	58	2.20	7	13.20	45F73
J99	15A	Gåsøy	MYTI EDU	1990	19901103	58	2.60	6	54.80	45F69
J99	15A	Gåsøy	MYTI EDU	1991	19911006	58	2.60	6	54.80	45F69
J99	15A	Gåsøy	MYTI EDU	1993	19930910	58	3.07	6	53.16	45F69
J99	15A	Gåsøy	MYTI EDU	1994	19941027	58	3.07	6	53.16	45F69
J99	15A	Gåsøy	MYTI EDU	1995	19950923	58	3.07	6	53.16	45F69
J99	15A	Gåsøy	MYTI EDU	1996	19960926	58	3.07	6	53.16	45F69
J99	15A	Gåsøy	MYTI EDU	1997	19971007	58	3.07	6	53.16	45F69
J99	15B	Ullerø area	GADU MOR	1990	19901103	58	3.00	6	43.00	45F69
J99	15B	Ullerø area	GADU MOR	1991	19911025	58	3.00	6	43.00	45F69
J99	15B	Ullerø area	GADU MOR	1992	19921215	58	3.00	6	43.00	45F69
J99	15B	Ullerø area	GADU MOR	1993	19931201	58	3.00	6	43.00	45F69
J99	15B	Ullerø area	GADU MOR	1994	19941200	58	3.00	6	43.00	45F69
J99	15B	Ullerø area	GADU MOR	1995	19951201	58	3.00	6	43.00	45F69
J99	15B	Ullerø area	GADU MOR	1996	19970120	58	3.00	6	43.00	45F69
J99	15B	Ullerø area	GADU MOR	1997	19971006	58	3.00	6	43.00	45F69
J99	15F	Ullerø area	LIMA LIM	1991	19911025	58	3.00	6	43.00	45F69
J99	15F	Ullerø area	LIMA LIM	1993	19931201	58	3.00	6	43.00	45F69
J99	15F	Ullerø area	LIMA LIM	1994	19941000	58	3.00	6	43.00	45F69
J99	15F	Ullerø area	LIMA LIM	1995	19951201	58	3.00	6	43.00	45F69
J99	15F	Ullerø area	LIMA LIM	1996	19961231	58	3.00	6	43.00	45F69
J99	15F	Ullerø area	LIMA LIM	1997	19970924	58	3.00	6	43.00	45F69
J99	15F	Ullerø area	MICR KIT	1994	19941001	58	3.00	6	43.00	45F69
J99	15F	Ullerø area	PLEU PLA	1992	19921215	58	3.00	6	43.00	45F69
J99	15F	Ullerø area	PLEU PLA	1993	19931201	58	3.00	6	43.00	45F69

jmpco	jmpst	station name	species	myear	sampling date	latdg	latml	londg	lonml	ICES area
J99	22A	Espevær, west	MYTI EDU	1990	19901029	59	35.20	5	8.50	48F53
J99	22A	Espevær, west	MYTI EDU	1991	19910930	59	35.20	5	8.50	48F53
J99	22A	Espevær, west	MYTI EDU	1992	19920906	59	35.20	5	8.50	48F53
J99	22A	Espevær, west	MYTI EDU	1993	19930907	59	35.20	5	8.50	48F53
J99	22A	Espevær, west	MYTI EDU	1994	19941025	59	35.20	5	8.50	48F53
J99	22A	Espevær, west	MYTI EDU	1995	19950918	59	35.20	5	8.50	48F53
J99	22A	Espevær, west	MYTI EDU	1996	19960924	59	35.20	5	8.50	48F53
J99	22A	Espevær, west	MYTI EDU	1997	19971004	59	35.20	5	8.50	48F53
J99	22C	Bømlofjord	PAND BOR	1990	19901022	59	34.00	5	11.00	48F53
J99	22F	Borøyfjorden	LIMA LIM	1990	19901021	59	43.00	5	21.00	48F55
J99	22F	Borøyfjorden	LIMA LIM	1991	19910901	59	43.00	5	21.00	48F55
J99	22F	Borøyfjorden	LIMA LIM	1992	19921215	59	43.00	5	21.00	48F55
J99	22F	Borøyfjorden	LIMA LIM	1994	19941100	59	43.00	5	21.00	48F55
J99	22F	Borøyfjorden	LIMA LIM	1995	19951231	59	43.00	5	21.00	48F55
J99	22F	Borøyfjorden	MICR KIT	1993	19940214	59	43.00	5	21.00	48F55
J99	22F	Borøyfjorden	PLEU PLA	1996	19970226	59	43.00	5	21.00	48F55
J99	22F	Borøyfjorden	PLEU PLA	1997	19980115	59	43.00	5	21.00	48F55
J99	23A	Austvik	MYTI EDU	1990	19901029	59	52.20	5	6.60	48F51
J99	23A	Austvik	MYTI EDU	1991	19910930	59	52.20	5	6.60	48F51
J99	23B	Karihavet area	GADU MOR	1990	19901007	59	55.00	5	7.00	48F51
J99	23B	Karihavet area	GADU MOR	1991	19910930	59	55.00	5	7.00	48F51
J99	23B	Karihavet area	GADU MOR	1992	19921215	59	55.00	5	7.00	48F51
J99	23B	Karihavet area	GADU MOR	1993	19931015	59	55.00	5	7.00	48F51
J99	23B	Karihavet area	GADU MOR	1994	19941000	59	55.00	5	7.00	48F51
J99	23B	Karihavet area	GADU MOR	1995	19951201	59	55.00	5	7.00	48F51
J99	23B	Karihavet area	GADU MOR	1996	19961120	59	55.00	5	7.00	48F51
J99	23B	Karihavet area	GADU MOR	1997	19971003	59	55.00	5	7.00	48F51
J99	23B	Karihavet area	MICR KIT	1994	19941000	59	55.00	5	7.00	48F51
J99	23B	Karihavet area	MICR KIT	1995	19951101	59	55.00	5	7.00	48F51
J99	23B	Karihavet area	PLAT FLE	1994	19941000	59	55.00	5	7.00	48F51
J99	23B	Karihavet area	PLEU PLA	1994	19941000	59	55.00	5	7.00	48F51
J99	24A	Vardøy	MYTI EDU	1990	19901030	60	10.20	5	0.80	49F52
J99	24A	Vardøy	MYTI EDU	1991	19911001	60	10.20	5	0.80	49F52
J99	25A	Hinnøy	MYTI EDU	1992	19920903	61	22.20	4	52.80	51F47
J99	25A	Hinnøy	MYTI EDU	1993	19930905	61	22.20	4	52.80	51F47
J99	26A	Hamnen	MYTI EDU	1992	19920902	61	52.70	5	13.60	52F51
J99	26A	Hamnen	MYTI EDU	1993	19930904	61	52.70	5	13.60	52F51
J99	27A	Grinden	MYTI EDU	1992	19920902	62	12.20	5	25.40	53F55
J99	28A	Eiksundet	MYTI EDU	1992	19920901	62	14.90	5	54.50	53F58
J99	28A	Eiksundet	MYTI EDU	1993	19930903	62	15.00	5	51.60	53F58
J26	301	Akershuskaia	MYTI EDU	1992	19921102	59	54.23	10	45.47	48G07
J26	302	Ormøya	MYTI EDU	1992	19921102	59	52.69	10	45.46	48G07
J26	303	Malmøya	MYTI EDU	1992	19921102	59	51.78	10	45.95	48G07
J26	304	Gåsøya	MYTI EDU	1992	19921102	59	51.11	10	35.51	48G04
J26	305	Lysaker	MYTI EDU	1992	19921102	59	54.36	10	38.60	48G04
J26	306	Håøya	MYTI EDU	1992	19921106	59	42.69	10	33.35	48G05

jmpco	jmpst	station name	species	myear	sampling date	latdg	latml	londg	lonml	ICES area
J26	30A	Gressholmen	MYTI EDU	1984	19841011	59	52.50	10	43.00	48G07
J26	30A	Gressholmen	MYTI EDU	1985	19851029	59	52.50	10	43.00	48G07
J26	30A	Gressholmen	MYTI EDU	1986	19861020	59	52.50	10	43.00	48G07
J26	30A	Gressholmen	MYTI EDU	1987	19871012	59	52.50	10	43.00	48G07
J26	30A	Gressholmen	MYTI EDU	1988	19881107	59	52.50	10	43.00	48G07
J26	30A	Gressholmen	MYTI EDU	1989	19891018	59	52.50	10	43.00	48G07
J26	30A	Gressholmen	MYTI EDU	1990	19901107	59	52.50	10	43.00	48G07
J26	30A	Gressholmen	MYTI EDU	1991	19911009	59	52.50	10	43.00	48G07
J26	30A	Gressholmen	MYTI EDU	1992	19921102	59	52.50	10	43.00	48G07
J26	30A	Gressholmen	MYTI EDU	1993	19930915	59	52.50	10	43.00	48G07
J26	30A	Gressholmen	MYTI EDU	1994	19941030	59	52.50	10	43.00	48G07
J26	30A	Gressholmen	MYTI EDU	1995	19950926	59	52.50	10	43.00	48G07
J26	30A	Gressholmen	MYTI EDU	1996	19961003	59	52.50	10	43.00	48G07
J26	30A	Gressholmen	MYTI EDU	1997	19971014	59	52.75	10	43.00	48G07
J26	30B	Oslo City area	GADU MOR	1984	19841126	59	52.00	10	39.00	48G04
J26	30B	Oslo City area	GADU MOR	1985	19851111	59	52.00	10	39.00	48G04
J26	30B	Oslo City area	GADU MOR	1986	19861119	59	44.00	10	32.00	48G05
J26	30B	Oslo City area	GADU MOR	1987	19871111	59	44.00	10	32.00	48G05
J26	30B	Oslo City area	GADU MOR	1988	19890116	59	44.00	10	32.00	48G05
J26	30B	Oslo City area	GADU MOR	1989	19891113	59	52.00	10	39.00	48G04
J26	30B	Oslo City area	GADU MOR	1990	19901204	59	44.00	10	32.00	48G05
J26	30B	Oslo City area	GADU MOR	1991	19911003	59	44.00	10	32.00	48G05
J26	30B	Oslo City area	GADU MOR	1992	19921230	59	49.00	10	33.00	48G05
J26	30B	Oslo City area	GADU MOR	1993	19931106	59	49.00	10	33.00	48G05
J26	30B	Oslo City area	GADU MOR	1994	19941000	59	49.00	10	33.00	48G05
J26	30B	Oslo City area	GADU MOR	1995	19951106	59	49.00	10	33.00	48G05
J26	30B	Oslo City area	GADU MOR	1996	19970115	59	48.50	10	32.50	48G05
J26	30B	Oslo City area	GADU MOR	1996	19970116	59	42.80	10	34.70	48G05
J26	30B	Oslo City area	GADU MOR	1996	19970118	59	47.00	10	35.50	48G05
J26	30B	Oslo City area	GADU MOR	1996	19970122	59	48.50	10	32.50	48G05
J26	30B	Oslo City area	GADU MOR	1996	19970203	59	48.50	10	32.50	48G05
J26	30B	Oslo City area	GADU MOR	1997	19980115	59	48.50	10	32.50	48G05
J26	30B	Oslo City area	GADU MOR	1997	19980116	59	44.00	10	33.20	48G05
J26	30B	Oslo City area	GADU MOR	1997	19980117	59	47.00	10	35.50	48G05
J26	30B	Oslo City area	GADU MOR	1997	19980121	59	48.50	10	32.50	48G05
J26	30B	Oslo City area	GADU MOR	1997	19980202	59	48.50	10	32.50	48G05
J26	30F	Oslo City area	PLEU PLA	1992	19921215	59	47.00	10	34.00	48G05
J26	30F	Oslo City area	PLEU PLA	1994	19950118	59	47.00	10	34.00	48G05
J26	30F	Oslo City area	PLEU PLA	1995	19951106	59	47.00	10	34.00	48G05
J26	30G	Spro	PAND BOR	1995	19951106	59	45.80	10	34.50	48G05
J26	30H	Storegrunn	PAND BOR	1995	19951106	59	48.50	10	33.50	48G05
J26	30X	West of Nesodden	GADU MOR	1992	19930314	59	48.50	10	36.00	48G05
J26	31A	Solbergstrand	MYTI EDU	1981	19811229	59	36.90	10	39.40	48G06
J26	31A	Solbergstrand	MYTI EDU	1983	19830302	59	36.90	10	39.40	48G06
J26	31A	Solbergstrand	MYTI EDU	1983	19831012	59	36.90	10	39.40	48G06
J26	31A	Solbergstrand	MYTI EDU	1984	19841011	59	36.90	10	39.40	48G06
J26	31A	Solbergstrand	MYTI EDU	1985	19851024	59	36.90	10	39.40	48G06
J26	31A	Solbergstrand	MYTI EDU	1986	19861020	59	36.90	10	39.40	48G06
J26	31A	Solbergstrand	MYTI EDU	1987	19871105	59	36.90	10	39.40	48G06
J26	31A	Solbergstrand	MYTI EDU	1988	19881102	59	36.90	10	39.40	48G06
J26	31A	Solbergstrand	MYTI EDU	1989	19891018	59	36.90	10	39.40	48G06

jmpco	jmpst	station name	species	myear	sampling date	latdg	latmi	londg	lonmi	ICES area
J26	31A	Solbergstrand	MYTI EDU	1990	19901107	59	36.90	10	39.40	48G06
J26	31A	Solbergstrand	MYTI EDU	1991	19911009	59	36.90	10	39.40	48G06
J26	31A	Solbergstrand	MYTI EDU	1992	19921106	59	36.90	10	39.40	48G06
J26	31A	Solbergstrand	MYTI EDU	1993	19930915	59	36.90	10	39.40	48G06
J26	31A	Solbergstrand	MYTI EDU	1994	19941029	59	36.90	10	39.40	48G06
J26	31A	Solbergstrand	MYTI EDU	1995	19950925	59	36.90	10	39.40	48G06
J26	31A	Solbergstrand	MYTI EDU	1996	19961002	59	36.90	10	39.40	48G06
J26	31A	Solbergstrand	MYTI EDU	1997	19971013	59	36.90	10	39.40	48G06
J26	31B	Solbergstrand	GADU MOR	1981	19811223	59	36.90	10	39.40	48G06
J26	31B	Solbergstrand	GADU MOR	1982	19821200	59	36.90	10	39.40	48G06
J26	31B	Solbergstrand	PLAT FLE	1981	19811223	59	36.90	10	39.40	48G06
J26	31C	Solbergstrand	PAND BOR	1984	19841210	59	36.90	10	39.40	48G06
J26	32A	Rødtangen	MYTI EDU	1981	19811027	59	31.50	10	25.60	48G06
J26	32A	Rødtangen	MYTI EDU	1982	19821015	59	31.50	10	25.60	48G06
J26	32A	Rødtangen	MYTI EDU	1985	19851017	59	31.50	10	25.60	48G06
J26	33B	Sande (east side)	PLAT FLE	1983	19831229	59	31.70	10	21.00	48G06
J26	33B	Sande (east side)	PLAT FLE	1985	19851113	59	31.70	10	21.00	48G06
J26	33B	Sande (east side)	PLAT FLE	1986	19861119	59	31.70	10	21.00	48G06
J26	33B	Sande (east side)	PLAT FLE	1987	19871110	59	31.70	10	21.00	48G06
J26	33B	Sande (east side)	PLAT FLE	1988	19881001	59	31.70	10	21.00	48G06
J26	33B	Sande (east side)	PLAT FLE	1989	19891018	59	31.70	10	21.00	48G06
J26	33B	Sande (east side)	PLAT FLE	1990	19901113	59	31.70	10	21.00	48G06
J26	33B	Sande (east side)	PLAT FLE	1991	19911023	59	31.70	10	21.00	48G06
J26	33B	Sande (east side)	PLAT FLE	1992	19921012	59	31.70	10	21.00	48G06
J26	33B	Sande (east side)	PLAT FLE	1993	19931001	59	31.70	10	21.00	48G06
J26	33B	Sande (east side)	PLAT FLE	1994	19941000	59	31.70	10	21.00	48G06
J26	33B	Sande (east side)	PLAT FLE	1995	19951015	59	31.70	10	21.00	48G06
J26	33B	Sande (east side)	PLAT FLE	1996	19961001	59	31.70	10	21.00	48G06
J26	33B	Sande (east side)	PLAT FLE	1996	19961101	59	31.70	10	21.00	48G06
J26	33B	Sande (east side)	PLAT FLE	1996	19961201	59	31.70	10	21.00	48G06
J26	33B	Sande (east side)	PLAT FLE	1997	19971015	59	31.70	10	21.00	48G06
J26	33B	Sande (east side)	PLAT FLE	1997	19971115	59	31.70	10	21.00	48G06
J26	33B	Sande (east side)	PLAT FLE	1997	19971215	59	31.70	10	21.00	48G06
J26	33C	Sande	PAND BOR	1986	19861124	59	31.70	10	21.00	48G06
J26	33X	Sande (west side)	PLAT FLE	1990	19901106	59	31.70	10	20.40	48G06
J26	35A	Mølen	MYTI EDU	1981	19811027	59	29.20	10	30.10	47G04
J26	35A	Mølen	MYTI EDU	1982	19821015	59	29.20	10	30.10	47G04
J26	35A	Mølen	MYTI EDU	1983	19831007	59	29.20	10	30.10	47G04
J26	35A	Mølen	MYTI EDU	1984	19841017	59	29.20	10	30.10	47G04
J26	35A	Mølen	MYTI EDU	1985	19851017	59	29.20	10	30.10	47G04
J26	35A	Mølen	MYTI EDU	1986	19861020	59	29.20	10	30.10	47G04
J26	35A	Mølen	MYTI EDU	1987	19871105	59	29.20	10	30.10	47G04
J26	35A	Mølen	MYTI EDU	1988	19881103	59	29.20	10	30.10	47G04
J26	35A	Mølen	MYTI EDU	1989	19891018	59	29.20	10	30.10	47G04
J26	35A	Mølen	MYTI EDU	1990	19901107	59	29.20	10	30.10	47G04
J26	35A	Mølen	MYTI EDU	1991	19911009	59	29.20	10	30.10	47G04
J26	35A	Mølen	MYTI EDU	1992	19921106	59	29.20	10	30.10	47G04
J26	35A	Mølen	MYTI EDU	1993	19930914	59	29.20	10	30.10	47G04
J26	35A	Mølen	MYTI EDU	1994	19941029	59	29.20	10	30.10	47G04
J26	35A	Mølen	MYTI EDU	1995	19950925	59	29.20	10	30.10	47G04
J26	35A	Mølen	MYTI EDU	1996	19961002	59	29.20	10	30.10	47G04
J26	35A	Mølen	MYTI EDU	1997	19971013	59	29.20	10	30.10	47G04
J26	35C	Homlmestrand-Mølen	PAND BOR	1982	19821008	59	29.00	10	27.00	47G04
J26	35C	Homlmestrand-Mølen	PAND BOR	1988	19881117	59	29.00	10	27.00	47G04
J26	35C	Homlmestrand-Mølen	PAND BOR	1990	19901112	59	29.00	10	27.00	47G04

jmpco	jmpst	station name	species	myear	sampling date	latdg	latmi	londg	lonmi	ICES area
J26	36A	Færder	MYTI EDU	1981	19811229	59	1.60	10	31.70	47G06
J26	36A	Færder	MYTI EDU	1983	19830301	59	1.60	10	31.70	47G06
J26	36A	Færder	MYTI EDU	1983	19831006	59	1.60	10	31.70	47G06
J26	36A	Færder	MYTI EDU	1984	19841016	59	1.60	10	31.70	47G06
J26	36A	Færder	MYTI EDU	1985	19851015	59	1.60	10	31.70	47G06
J26	36A	Færder	MYTI EDU	1986	19861020	59	1.60	10	31.70	47G06
J26	36A	Færder	MYTI EDU	1987	19871013	59	1.60	10	31.70	47G06
J26	36A	Færder	MYTI EDU	1988	19881103	59	1.60	10	31.70	47G06
J26	36A	Færder	MYTI EDU	1989	19891018	59	1.60	10	31.70	47G06
J26	36A	Færder	MYTI EDU	1990	19901106	59	1.60	10	31.70	47G06
J26	36A	Færder	MYTI EDU	1991	19911009	59	1.60	10	31.70	47G06
J26	36A	Færder	MYTI EDU	1992	19921106	59	1.60	10	31.70	47G06
J26	36A	Færder	MYTI EDU	1993	19930913	59	1.60	10	31.70	47G06
J26	36A	Færder	MYTI EDU	1994	19941029	59	1.60	10	31.70	47G06
J26	36A	Færder	MYTI EDU	1995	19950925	59	1.60	10	31.70	47G06
J26	36A	Færder	MYTI EDU	1996	19961002	59	1.60	10	31.70	47G06
J26	36A	Færder	MYTI EDU	1997	19971012	59	1.60	10	31.70	47G06
J26	36B	Færder	GADU MOR	1981	19811229	59	2.00	10	32.00	47G06
J26	36B	Færder	GADU MOR	1982	19821200	59	2.00	10	32.00	47G06
J26	36B	Færder	GADU MOR	1983	19831201	59	2.00	10	32.00	47G06
J26	36B	Færder	GADU MOR	1984	19841214	59	2.00	10	32.00	47G06
J26	36B	Færder	GADU MOR	1985	19851216	59	2.00	10	32.00	47G06
J26	36B	Færder	GADU MOR	1986	19870204	59	2.00	10	32.00	47G06
J26	36B	Færder	GADU MOR	1987	19880105	59	2.00	10	32.00	47G06
J26	36B	Færder	GADU MOR	1988	19881213	59	2.00	10	32.00	47G06
J26	36B	Færder	GADU MOR	1989	19891201	59	2.00	10	32.00	47G06
J26	36B	Færder	GADU MOR	1990	19901105	59	2.00	10	27.00	47G06
J26	36B	Færder	GADU MOR	1991	19911201	59	2.00	10	27.00	47G06
J26	36B	Færder	GADU MOR	1992	19921215	59	2.00	10	27.00	47G06
J26	36B	Færder	GADU MOR	1993	19940101	59	2.00	10	27.00	47G06
J26	36B	Færder	GADU MOR	1994	19941220	59	2.00	10	27.00	47G06
J26	36B	Færder	GADU MOR	1995	19951215	59	2.00	10	27.00	47G06
J26	36B	Færder	GADU MOR	1996	19961130	59	2.00	10	27.00	47G06
J26	36B	Færder	GADU MOR	1997	19971012	59	2.00	10	32.00	47G06
J26	36F	Færder area	LIMA LIM	1990	19901101	59	4.00	10	23.00	47G06
J26	36F	Færder area	LIMA LIM	1991	19911201	59	4.00	10	23.00	47G06
J26	36F	Færder area	LIMA LIM	1992	19921215	59	4.00	10	23.00	47G06
J26	36F	Færder area	LIMA LIM	1993	19931201	59	4.00	10	23.00	47G06
J26	36F	Færder area	LIMA LIM	1994	19941200	59	4.00	10	23.00	47G06
J26	36F	Færder area	LIMA LIM	1995	19951115	59	4.00	10	23.00	47G06
J26	36F	Færder area	LIMA LIM	1996	19961215	59	4.00	10	23.00	47G06
J26	36F	Færder area	LIMA LIM	1997	19971012	59	4.00	10	23.00	47G06
J26	40C	Steilene	PAND BOR	1984	19841210	59	49.00	10	33.00	48G05
J26	40C	Steilene	PAND BOR	1992	19921220	59	49.00	10	33.00	48G05
J99	41A	Fensneset,Grytøya	MYTI EDU	1994	19940902	68	56.90	16	38.47	66G64
J99	41A	Fensneset,Grytøya	MYTI EDU	1995	19950907	68	56.90	16	38.47	66G64
J99	41A	Fensneset,Grytøya	MYTI EDU	1996	19960910	68	56.90	16	38.47	66G64
J99	41A	Fensneset,Grytøya	MYTI EDU	1997	19971129	68	56.90	16	38.47	66G64
J99	42A	Tennskjær,Malangen	MYTI EDU	1994	19940901	69	28.60	18	18.00	67G81
J99	42A	Tennskjær,Malangen	MYTI EDU	1995	19950906	69	28.60	18	18.00	67G81
J99	43A	Lyngneset,Langfjord	MYTI EDU	1994	19940901	70	6.20	20	32.79	69H06
J99	43A	Lyngneset,Langfjord	MYTI EDU	1995	19950906	70	6.20	20	32.79	69H06
J99	43A	Lyngneset,Langfjord	MYTI EDU	1997	19971029	70	6.20	20	32.79	69H06
J99	43B	Kvænangen	GADU MOR	1994	19950200	70	9.00	21	22.00	69H16
J99	43B	Kvænangen	GADU MOR	1995	19960215	70	9.00	21	22.00	69H16
J99	43B	Kvænangen	GADU MOR	1996	19961031	70	9.00	21	22.00	69H16
J99	43F	Kvænangen,Olderfjord	LIMA LIM	1996	19961031	70	9.00	21	22.00	69H16
J99	43F	Kvænangen,Olderfjord	MICR KIT	1996	19961031	70	9.00	21	22.00	69H16

jmpco	jmpst	station name	species	myear	sampling date	latdg	latmi	londg	lonmi	ICES area
J99	44A	Elenheimsundet	MYTI EDU	1994	19940831	70	30.97	22	14.80	70H23
J99	44A	Elenheimsundet	MYTI EDU	1995	19950904	70	30.97	22	14.80	70H23
J99	44A	Elenheimsundet	MYTI EDU	1996	19960908	70	30.97	22	14.80	70H23
J99	44A	Elenheimsundet	MYTI EDU	1997	19970928	70	30.97	22	14.80	70H23
J99	45A	Ytre Sauhamnneset	MYTI EDU	1994	19940830	70	45.81	24	19.22	70H42
J99	45A	Ytre Sauhamnneset	MYTI EDU	1995	19950903	70	45.81	24	19.22	70H42
J99	46A	Smines ved Altesula	MYTI EDU	1994	19940830	70	58.38	25	48.14	70H57
J99	46A	Smines ved Altesula	MYTI EDU	1995	19950903	70	58.38	25	48.14	70H57
J99	46A	Smines ved Altesula	MYTI EDU	1996	19960907	70	58.38	25	48.14	70H57
J99	46B	Hammerfest area	GADU MOR	1994	19950216	70	50.00	23	44.00	70H37
J99	46B	Hammerfest area	GADU MOR	1995	19960201	70	50.00	23	44.00	70H37
J99	47A	Kifjordneset	MYTI EDU	1994	19940829	70	52.89	27	22.17	70H74
J99	47A	Kifjordneset	MYTI EDU	1995	19950902	70	52.89	27	22.17	70H74
J99	48A	Trollfjorden i Tanafjord	MYTI EDU	1994	19940828	70	41.61	28	33.28	70H85
J99	48A	Trollfjorden i Tanafjord	MYTI EDU	1995	19950901	70	41.61	28	33.28	70H85
J99	48A	Trollfjorden i Tanafjord	MYTI EDU	1996	19960906	70	41.61	28	33.28	70H85
J99	49A	Nordfjorden,Syltefj.	MYTI EDU	1994	19940827	70	33.10	30	5.17	70J03
J99	49A	Nordfjorden,Syltefj.	MYTI EDU	1995	19950831	70	33.10	30	5.17	70J03
J63	51A	Byrkjenes	MYTI EDU	1987	19870902	60	5.10	6	33.10	49F66
J63	51A	Byrkjenes	MYTI EDU	1988	19881006	60	5.10	6	33.10	49F66
J63	51A	Byrkjenes	MYTI EDU	1995	19951004	60	5.10	6	33.10	49F66
J63	51A	Byrkjenes	MYTI EDU	1996	19960923	60	5.10	6	33.10	49F66
J63	51A	Byrkjenes	MYTI EDU	1997	19970930	60	5.10	6	33.10	49F66
J63	52A	Eitrheimsneset	MYTI EDU	1989	19890928	60	5.80	6	32.20	49F66
J63	52A	Eitrheimsneset	MYTI EDU	1990	19901031	60	5.80	6	32.20	49F66
J63	52A	Eitrheimsneset	MYTI EDU	1991	19911002	60	5.80	6	32.20	49F66
J63	52A	Eitrheimsneset	MYTI EDU	1992	19920906	60	5.80	6	32.20	49F66
J63	52A	Eitrheimsneset	MYTI EDU	1993	19930906	60	5.80	6	32.20	49F66
J63	52A	Eitrheimsneset	MYTI EDU	1994	19941024	60	5.80	6	32.20	49F66
J63	52A	Eitrheimsneset	MYTI EDU	1995	19950916	60	5.80	6	32.20	49F66
J63	52A	Eitrheimsneset	MYTI EDU	1996	19960923	60	5.80	6	32.20	49F66
J63	52A	Eitrheimsneset	MYTI EDU	1997	19970930	60	5.80	6	32.20	49F66
J63	53B	Inner Sørfjord	GADU MOR	1987	19870222	60	10.00	6	34.00	49F65
J63	53B	Inner Sørfjord	GADU MOR	1988	19881117	60	10.00	6	34.00	49F65
J63	53B	Inner Sørfjord	GADU MOR	1989	19891125	60	10.00	6	34.00	49F65
J63	53B	Inner Sørfjord	GADU MOR	1990	19901014	60	10.00	6	34.00	49F65
J63	53B	Inner Sørfjord	GADU MOR	1991	19911101	60	10.00	6	34.00	49F65
J63	53B	Inner Sørfjord	GADU MOR	1992	19921215	60	10.00	6	34.00	49F65
J63	53B	Inner Sørfjord	GADU MOR	1993	19931001	60	10.00	6	34.00	49F65
J63	53B	Inner Sørfjord	GADU MOR	1994	19941000	60	10.00	6	34.00	49F65
J63	53B	Inner Sørfjord	GADU MOR	1995	19951015	60	10.00	6	34.00	49F65
J63	53B	Inner Sørfjord	GADU MOR	1996	19960807	60	7.30	6	33.50	49F66
J63	53B	Inner Sørfjord	GADU MOR	1996	19960814	60	8.00	6	32.50	49F66
J63	53B	Inner Sørfjord	GADU MOR	1996	19961201	60	7.30	6	33.50	49F66
J63	53B	Inner Sørfjord	GADU MOR	1996	19961202	60	8.00	6	32.50	49F66
J63	53B	Inner Sørfjord	GADU MOR	1997	19970930	60	7.30	6	33.50	49F66
J63	53B	Inner Sørfjord	GADU MOR	1997	19971004	60	8.00	6	32.50	49F66
J63	53B	Inner Sørfjord	GLYP CYN	1987	19870222	60	10.00	6	34.00	49F65
J63	53B	Inner Sørfjord	PLAT FLE	1984	19840317	60	10.00	6	34.00	49F65
J63	53B	Inner Sørfjord	PLAT FLE	1988	19881118	60	10.00	6	34.00	49F65
J63	53B	Inner Sørfjord	PLAT FLE	1989	19891228	60	10.00	6	34.00	49F65

jmpco	jmpst	station name	species	myear	sampling date	latdg	latmi	londg	lonmi	ICES area
J63	53B	Inner Sørfjord	PLAT FLE	1990	19901012	60	10.00	6	34.00	49F65
J63	53B	Inner Sørfjord	PLAT FLE	1991	19911003	60	10.00	6	34.00	49F65
J63	53B	Inner Sørfjord	PLAT FLE	1992	19921215	60	10.00	6	34.00	49F65
J63	53B	Inner Sørfjord	PLAT FLE	1993	19930925	60	10.00	6	34.00	49F65
J63	53B	Inner Sørfjord	PLAT FLE	1994	19941000	60	10.00	6	34.00	49F65
J63	53B	Inner Sørfjord	PLAT FLE	1995	19951015	60	10.00	6	34.00	49F65
J63	53B	Inner Sørfjord	PLAT FLE	1996	19960811	60	7.30	6	33.50	49F66
J63	53B	Inner Sørfjord	PLAT FLE	1996	19960812	60	5.00	6	32.00	49F66
J63	53B	Inner Sørfjord	PLAT FLE	1996	19960820	60	8.00	6	32.50	49F66
J63	53B	Inner Sørfjord	PLAT FLE	1997	19970817	60	7.30	6	33.50	49F66
J63	53B	Inner Sørfjord	PLAT FLE	1997	19970818	60	5.00	6	32.00	49F66
J63	53B	Inner Sørfjord	PLAT FLE	1997	19971001	60	8.00	6	32.50	49F66
J63	53B	Inner Sørfjord	SALM TRU	1990	19901001	60	10.00	6	34.00	49F65
J63	56A	Kvalnes	MYTI EDU	1987	19870902	60	13.40	6	36.10	49F65
J63	56A	Kvalnes	MYTI EDU	1988	19881006	60	13.40	6	36.10	49F65
J63	56A	Kvalnes	MYTI EDU	1988	19881007	60	13.40	6	36.10	49F65
J63	56A	Kvalnes	MYTI EDU	1989	19890929	60	13.40	6	36.10	49F65
J63	56A	Kvalnes	MYTI EDU	1990	19901101	60	13.40	6	36.10	49F65
J63	56A	Kvalnes	MYTI EDU	1991	19911002	60	13.40	6	36.10	49F65
J63	56A	Kvalnes	MYTI EDU	1992	19920906	60	13.40	6	36.10	49F65
J63	56A	Kvalnes	MYTI EDU	1993	19930906	60	13.40	6	36.10	49F65
J63	56A	Kvalnes	MYTI EDU	1994	19941023	60	13.40	6	36.10	49F65
J63	56A	Kvalnes	MYTI EDU	1995	19950917	60	13.40	6	36.10	49F65
J63	56A	Kvalnes	MYTI EDU	1996	19960922	60	13.40	6	36.10	49F65
J63	56A	Kvalnes	MYTI EDU	1997	19971001	60	13.40	6	36.10	49F65
J63	57A	Krossanes	MYTI EDU	1987	19870903	60	23.20	6	41.20	49F67
J63	57A	Krossanes	MYTI EDU	1988	19881006	60	23.20	6	41.20	49F67
J63	57A	Krossanes	MYTI EDU	1989	19890929	60	23.20	6	41.20	49F67
J63	57A	Krossanes	MYTI EDU	1990	19901101	60	23.20	6	41.20	49F67
J63	57A	Krossanes	MYTI EDU	1991	19911002	60	23.20	6	41.20	49F67
J63	57A	Krossanes	MYTI EDU	1992	19920905	60	23.20	6	41.20	49F67
J63	57A	Krossanes	MYTI EDU	1993	19930907	60	23.20	6	41.20	49F67
J63	57A	Krossanes	MYTI EDU	1994	19941023	60	23.20	6	41.20	49F67
J63	57A	Krossanes	MYTI EDU	1995	19950917	60	23.20	6	41.20	49F67
J63	57A	Krossanes	MYTI EDU	1996	19960922	60	23.20	6	41.20	49F67
J63	57A	Krossanes	MYTI EDU	1997	19971001	60	23.20	6	41.20	49F67
J62	63A	Ranaskjær	MYTI EDU	1987	19870901	60	25.10	6	24.50	49F64
J62	63A	Ranaskjær	MYTI EDU	1988	19881007	60	25.10	6	24.50	49F64
J62	63A	Ranaskjær	MYTI EDU	1989	19890927	60	25.10	6	24.50	49F64
J62	63A	Ranaskjær	MYTI EDU	1990	19901101	60	25.10	6	24.50	49F64
J62	63A	Ranaskjær	MYTI EDU	1991	19911002	60	25.10	6	24.50	49F64
J62	63A	Ranaskjær	MYTI EDU	1992	19920905	60	25.10	6	24.50	49F64
J62	63A	Ranaskjær	MYTI EDU	1993	19930906	60	25.10	6	24.50	49F64
J62	63A	Ranaskjær	MYTI EDU	1994	19941023	60	25.10	6	24.50	49F64
J62	63A	Ranaskjær	MYTI EDU	1995	19950917	60	25.10	6	24.50	49F64
J62	63A	Ranaskjær	MYTI EDU	1996	19960922	60	25.10	6	24.50	49F64
J62	63A	Ranaskjær	MYTI EDU	1997	19971001	60	25.10	6	24.50	49F64
J62	65A	Vikingneset	MYTI EDU	1987	19870901	60	14.50	6	9.60	49F62
J62	65A	Vikingneset	MYTI EDU	1988	19881007	60	14.50	6	9.60	49F62
J62	65A	Vikingneset	MYTI EDU	1988	19881008	60	14.50	6	9.60	49F62
J62	65A	Vikingneset	MYTI EDU	1989	19890927	60	14.50	6	9.60	49F62

jmpco	jmpst	station name	species	myear	sampling date	latdg	latmi	londg	lonmi	ICES area
J62	65A	Vikingneset	MYTI EDU	1990	19901030	60	14.50	6	9.60	49F62
J62	65A	Vikingneset	MYTI EDU	1991	19911001	60	14.50	6	9.60	49F62
J62	65A	Vikingneset	MYTI EDU	1992	19920905	60	14.50	6	9.60	49F62
J62	65A	Vikingneset	MYTI EDU	1993	19930907	60	14.50	6	9.60	49F62
J62	65A	Vikingneset	MYTI EDU	1994	19941023	60	14.50	6	9.60	49F62
J62	65A	Vikingneset	MYTI EDU	1995	19950915	60	14.50	6	9.60	49F62
J62	65A	Vikingneset	MYTI EDU	1996	19960922	60	14.50	6	9.60	49F62
J62	65A	Vikingneset	MYTI EDU	1997	19971002	60	14.50	6	9.60	49F62
J62	67B	Strandebarm	GADU MOR	1987	19871125	60	16.00	6	2.00	49F62
J62	67B	Strandebarm	GADU MOR	1988	19881011	60	16.00	6	2.00	49F62
J62	67B	Strandebarm	GADU MOR	1989	19891015	60	16.00	6	2.00	49F62
J62	67B	Strandebarm	GADU MOR	1990	19901009	60	16.00	6	2.00	49F62
J62	67B	Strandebarm	GADU MOR	1991	19911023	60	16.00	6	2.00	49F62
J62	67B	Strandebarm	GADU MOR	1992	19921201	60	16.00	6	2.00	49F62
J62	67B	Strandebarm	GADU MOR	1993	19931101	60	16.00	6	2.00	49F62
J62	67B	Strandebarm	GADU MOR	1994	19941203	60	16.00	6	2.00	49F62
J62	67B	Strandebarm	GADU MOR	1995	19951101	60	16.00	6	2.00	49F62
J62	67B	Strandebarm	GADU MOR	1996	19960817	60	16.00	6	2.00	49F62
J62	67B	Strandebarm	GADU MOR	1996	19961031	60	16.00	6	2.00	49F62
J62	67B	Strandebarm	GADU MOR	1997	19970930	60	16.00	6	2.00	49F62
J62	67B	Strandebarm	LEPI WHI	1984	19840200	60	16.00	6	2.00	49F62
J62	67B	Strandebarm	LEPI WHI	1987	19871125	60	16.00	6	2.00	49F62
J62	67B	Strandebarm	LEPI WHI	1988	19881011	60	16.00	6	2.00	49F62
J62	67B	Strandebarm	LEPI WHI	1989	19891208	60	16.00	6	2.00	49F62
J62	67B	Strandebarm	LEPI WHI	1990	19901101	60	16.00	6	2.00	49F62
J62	67B	Strandebarm	LEPI WHI	1991	19911030	60	16.00	6	2.00	49F62
J62	67B	Strandebarm	LEPI WHI	1992	19921201	60	16.00	6	2.00	49F62
J62	67B	Strandebarm	LEPI WHI	1993	19931101	60	16.00	6	2.00	49F62
J62	67B	Strandebarm	LEPI WHI	1994	19941104	60	16.00	6	2.00	49F62
J62	67B	Strandebarm	LEPI WHI	1995	19951101	60	16.00	6	2.00	49F62
J62	67B	Strandebarm	LEPI WHI	1996	19961001	60	16.00	6	2.00	49F62
J62	67B	Strandebarm	LEPI WHI	1997	19970901	60	16.00	6	2.00	49F62
J62	67B	Strandebarm	PLAT FLE	1996	19960817	60	13.10	5	59.50	49F58
J62	69A	Lille Terøy	MYTI EDU	1992	19920905	59	58.79	5	45.35	48F57
J62	69A	Lille Terøy	MYTI EDU	1993	19930906	59	58.79	5	45.35	48F57
J62	69A	Lille Terøy	MYTI EDU	1994	19941025	59	58.79	5	45.35	48F57
J62	69A	Lille Terøy	MYTI EDU	1995	19950915	59	58.79	5	45.35	48F57
J62	69A	Lille Terøy	MYTI EDU	1996	19960921	59	58.79	5	45.35	48F57
J62	69A	Lille Terøy	MYTI EDU	1997	19970929	59	58.79	5	45.35	48F57
J26	71A	Bjørkøya (Risøyodd.)	MYTI EDU	1981	19810317	59	1.40	9	45.40	47F99
J26	71A	Bjørkøya (Risøyodd.)	MYTI EDU	1982	19821110	59	1.40	9	45.40	47F99
J26	71A	Bjørkøya (Risøyodd.)	MYTI EDU	1983	19831109	59	1.40	9	45.40	47F99
J26	71A	Bjørkøya (Risøyodd.)	MYTI EDU	1984	19841108	59	1.40	9	45.40	47F99
J26	71A	Bjørkøya (Risøyodd.)	MYTI EDU	1985	19851024	59	1.40	9	45.40	47F99
J26	71A	Bjørkøya (Risøyodd.)	MYTI EDU	1986	19861021	59	1.40	9	45.40	47F99
J26	71A	Bjørkøya (Risøyodd.)	MYTI EDU	1987	19871022	59	1.40	9	45.40	47F99
J26	71A	Bjørkøya (Risøyodd.)	MYTI EDU	1988	19881103	59	1.40	9	45.40	47F99
J26	71A	Bjørkøya (Risøyodd.)	MYTI EDU	1989	19891010	59	1.40	9	45.40	47F99
J26	71A	Bjørkøya (Risøyodd.)	MYTI EDU	1990	19901105	59	1.40	9	45.40	47F99
J26	71A	Bjørkøya (Risøyodd.)	MYTI EDU	1991	19911008	59	1.40	9	45.40	47F99
J26	71A	Bjørkøya (Risøyodd.)	MYTI EDU	1992	19921112	59	1.40	9	45.40	47F99
J26	71A	Bjørkøya (Risøyodd.)	MYTI EDU	1993	19930913	59	1.40	9	45.40	47F99
J26	71A	Bjørkøya (Risøyodd.)	MYTI EDU	1994	19941028	59	1.40	9	45.40	47F99
J26	71A	Bjørkøya (Risøyodd.)	MYTI EDU	1995	19950924	59	1.40	9	45.40	47F99
J26	71A	Bjørkøya (Risøyodd.)	MYTI EDU	1996	19960929	59	1.40	9	45.40	47F99
J26	71A	Bjørkøya (Risøyodd.)	MYTI EDU	1997	19971010	59	1.40	9	45.40	47F99
J26	73A	Lyngholmen	MYTI EDU	1990	19901105	59	2.60	10	18.10	47G03
J26	74A	Oddneskjær	MYTI EDU	1990	19901105	58	57.30	9	52.10	46F97

jmpco	jmpst	station name	species	myear	sampling date	latdg	latmi	londg	lonmi	ICES area
J99	76A	Risøy	MYTI EDU	1990	19901105	58	43.60	9	17.00	46F92
J99	76A	Risøy	MYTI EDU	1991	19911008	58	43.60	9	17.00	46F92
J99	76A	Risøy	MYTI EDU	1992	19921021	58	43.60	9	17.00	46F92
J99	76A	Risøy	MYTI EDU	1993	19930913	58	43.60	9	17.00	46F92
J99	76A	Risøy	MYTI EDU	1996	19960928	58	43.60	9	17.00	46F92
J99	76A	Risøy	MYTI EDU	1997	19971016	58	43.60	9	17.00	46F92
J99	77A	Flostafjord	MYTI EDU	1990	19901104	58	31.50	8	56.90	46F89
J99	77A	Flostafjord	MYTI EDU	1991	19911007	58	31.50	8	56.90	46F89
J99	77B	Borøy area	GADU MOR	1990	19901104	58	33.00	9	1.00	46F93
J99	77B	Borøy area	GADU MOR	1991	19911001	58	33.00	9	1.00	46F93
J99	77B	Borøy area	LIMA LIM	1991	19911101	58	33.00	9	1.00	46F93
J99	77C	Borøy area	PAND BOR	1990	19901104	58	29.00	9	10.00	45F91
J99	79A	Gjerdsvoldsøyen east	MYTI EDU	1990	19901104	58	24.80	8	45.30	45F87
J99	79A	Gjerdsvoldsøyen east	MYTI EDU	1991	19911007	58	24.80	8	45.30	45F87
J65	80A	Østmarknes	MYTI EDU	1984	19841024	63	27.50	10	27.50	55G04
J65	80A	Østmarknes	MYTI EDU	1985	19851104	63	27.50	10	27.50	55G04
J65	81A	Biologisk Stasjon	MYTI EDU	1984	19841024	63	26.50	10	21.40	55G04
J65	82A	Flakk	MYTI EDU	1984	19841024	63	27.10	10	12.60	55G01
J65	82A	Flakk	MYTI EDU	1985	19851104	63	27.10	10	12.60	55G01
J65	82A	Flakk	MYTI EDU	1986	19861117	63	27.10	10	12.60	55G01
J65	82A	Flakk	MYTI EDU	1987	19871021	63	27.10	10	12.60	55G01
J65	82A	Flakk	MYTI EDU	1988	19881117	63	27.10	10	12.60	55G01
J65	82A	Flakk	MYTI EDU	1989	19891024	63	27.10	10	12.60	55G01
J65	82A	Flakk	MYTI EDU	1991	19911101	63	27.10	10	12.60	55G01
J65	82A	Flakk	MYTI EDU	1992	19920830	63	27.10	10	12.60	55G01
J65	82A	Flakk	MYTI EDU	1993	19930901	63	27.10	10	12.60	55G01
J65	82A	Flakk	MYTI EDU	1995	19950911	63	27.10	10	12.60	55G01
J65	82A	Flakk	MYTI EDU	1996	19960918	63	27.10	10	12.60	55G01
J65	83A	Frøsetskjær	MYTI EDU	1984	19841024	63	25.50	10	7.80	55G01
J65	84A	Trossavika	MYTI EDU	1984	19841023	63	20.80	9	57.80	55F97
J65	84A	Trossavika	MYTI EDU	1985	19851104	63	20.80	9	57.80	55F97
J65	84A	Trossavika	MYTI EDU	1986	19861117	63	20.80	9	57.80	55F97
J65	84A	Trossavika	MYTI EDU	1987	19871021	63	20.80	9	57.80	55F97
J65	84A	Trossavika	MYTI EDU	1988	19881117	63	20.80	9	57.80	55F97
J65	84A	Trossavika	MYTI EDU	1989	19891024	63	20.80	9	57.80	55F97
J65	84A	Trossavika	MYTI EDU	1991	19911101	63	20.80	9	57.80	55F97
J65	84A	Trossavika	MYTI EDU	1992	19920830	63	20.80	9	57.80	55F97
J65	84A	Trossavika	MYTI EDU	1993	19930901	63	20.80	9	57.80	55F97
J65	84A	Trossavika	MYTI EDU	1995	19950911	63	20.80	9	57.80	55F97
J65	84A	Trossavika	MYTI EDU	1996	19960918	63	20.80	9	57.80	55F97
J65	84B	Trossavika	GADU MOR	1984	19841000	63	20.80	9	57.80	55F97
J65	84B	Trossavika	GADU MOR	1985	19851127	63	20.80	9	57.80	55F97
J65	84B	Trossavika	GADU MOR	1986	19861118	63	20.80	9	57.80	55F97
J65	84B	Trossavika	GADU MOR	1987	19871020	63	20.80	9	57.80	55F97
J65	84B	Trossavika	GADU MOR	1988	19881117	63	20.80	9	57.80	55F97
J65	84B	Trossavika	MELA AEG	1986	19861118	63	20.80	9	57.80	55F97
J65	84B	Trossavika	MELA AEG	1987	19871020	63	20.80	9	57.80	55F97
J65	84B	Trossavika	MELA AEG	1988	19881117	63	20.80	9	57.80	55F97
J65	84B	Trossavika	MERL MNG	1987	19871020	63	20.80	9	57.80	55F97
J65	84B	Trossavika	MERL MNG	1988	19881117	63	20.80	9	57.80	55F97
J65	84B	Trossavika	MICR KIT	1988	19881117	63	20.80	9	57.80	55F97
J65	84B	Trossavika	POLL POL	1985	19851127	63	20.80	9	57.80	55F97
J65	84B	Trossavika	POLL POL	1986	19861118	63	20.80	9	57.80	55F97
J65	84B	Trossavika	POLL POL	1988	19881117	63	20.80	9	57.80	55F97
J65	84B	Trossavika	POLL VIR	1988	19881117	63	20.80	9	57.80	55F97
J65	85A	Geitstrand	MYTI EDU	1984	19841023	63	21.90	9	56.30	55F97
J65	86A	Geitnes	MYTI EDU	1984	19841023	63	26.60	9	59.20	55F97

jmpco	jmpst	station name	species	myear	sampling date	latdg	latmi	londg	lonmi	ICES area
J65	87A	Ingdalsbukt	MYTI EDU	1984	19841023	63	27.80	9	54.80	55F97
J65	87A	Ingdalsbukt	MYTI EDU	1985	19851104	63	27.80	9	54.80	55F97
J65	87A	Ingdalsbukt	MYTI EDU	1986	19861117	63	27.80	9	54.80	55F97
J65	87A	Ingdalsbukt	MYTI EDU	1987	19871021	63	27.80	9	54.80	55F97
J65	87A	Ingdalsbukt	MYTI EDU	1988	19881117	63	27.80	9	54.80	55F97
J65	87A	Ingdalsbukt	MYTI EDU	1989	19891024	63	27.80	9	54.80	55F97
J65	87A	Ingdalsbukt	MYTI EDU	1991	19911101	63	27.80	9	54.80	55F97
J65	87A	Ingdalsbukt	MYTI EDU	1992	19920830	63	27.80	9	54.80	55F97
J65	87A	Ingdalsbukt	MYTI EDU	1993	19930901	63	27.80	9	54.80	55F97
J65	87A	Ingdalsbukt	MYTI EDU	1995	19950911	63	27.80	9	54.80	55F97
J65	87A	Ingdalsbukt	MYTI EDU	1996	19960918	63	27.80	9	54.80	55F97
J65	88A	Rødberg	MYTI EDU	1984	19841023	63	29.20	10	0.00	55G01
J65	88A	Rødberg	MYTI EDU	1985	19851104	63	29.20	10	0.00	55G01
J99	91A	Nerdvika	MYTI EDU	1992	19920831	63	23.80	8	17.60	55F81
J99	91A	Nerdvika	MYTI EDU	1993	19930901	63	21.20	8	9.60	55F81
J99	91A	Nerdvika	MYTI EDU	1994	19941019	63	21.20	8	9.60	55F81
J99	92A	Stokken	MYTI EDU	1992	19920829	64	4.60	10	0.70	57G03
J99	92A	Stokken	MYTI EDU	1993	19930831	64	4.60	10	0.70	57G03
J99	92A	Stokken	MYTI EDU	1994	19941018	64	4.60	10	0.70	57G03
J99	92A	Stokken	MYTI EDU	1995	19950911	64	4.60	10	0.70	57G03
J99	92A	Stokken	MYTI EDU	1996	19960917	64	4.60	10	0.70	57G03
J99	92A	Stokken	MYTI EDU	1997	19971015	64	2.21	10	1.10	57G03
J99	92B	Stokken area	GADU MOR	1993	19940207	64	9.85	9	53.00	57F99
J99	92B	Stokken area	GADU MOR	1994	19950100	64	9.85	9	53.00	57F99
J99	92B	Stokken area	GADU MOR	1995	19951001	64	9.85	9	53.00	57F99
J99	92B	Stokken area	GADU MOR	1996	19961115	64	9.85	9	53.00	57F99
J99	92B	Stokken area	LIMA LIM	1995	19950927	64	9.85	9	53.00	57F99
J99	92B	Stokken area	PLEU PLA	1995	19950927	64	9.85	9	53.00	57F99
J99	93A	Sætervik	MYTI EDU	1992	19920829	64	23.50	10	28.00	57G04
J99	93A	Sætervik	MYTI EDU	1993	19930831	64	23.68	10	29.00	57G04
J99	94A	Landfast	MYTI EDU	1992	19920828	65	38.40	12	0.50	60G23
J99	94A	Landfast	MYTI EDU	1993	19930829	65	38.40	12	0.50	60G23
J99	95A	Flatskjær	MYTI EDU	1992	19920827	66	42.60	13	15.80	62G32
J99	95A	Flatskjær	MYTI EDU	1993	19930828	66	42.60	13	15.80	62G32
J99	96A	Breiviken	MYTI EDU	1992	19920827	66	17.60	12	50.50	61G28
J99	96A	Breiviken	MYTI EDU	1993	19930828	66	17.60	12	50.50	61G28
J99	97A	Klakholmen	MYTI EDU	1992	19920826	67	39.90	14	44.60	64G49
J99	97A	Klakholmen	MYTI EDU	1993	19930825	67	39.90	14	44.60	64G49
J99	98A	Svolvær området	MYTI EDU	1992	19920825	68	9.40	14	39.30	65G46
J99	98A	Svolvær området	MYTI EDU	1993	19930826	68	9.40	14	39.30	65G46
J99	98A	Svolvær området	MYTI EDU	1997	19971125	68	15.40	14	40.60	65G48
J99	98B	Lille Molla	GADU MOR	1992	19921201	68	12.00	14	48.00	65G48
J99	98B	Lille Molla	GADU MOR	1993	19931115	68	12.00	14	48.00	65G48
J99	98B	Lille Molla	GADU MOR	1994	19941100	68	12.00	14	48.00	65G48
J99	98B	Lille Molla	GADU MOR	1995	19951101	68	12.00	14	48.00	65G48
J99	98B	Lille Molla	GADU MOR	1996	19961115	68	12.00	14	48.00	65G48
J99	98B	Lille Molla	GADU MOR	1997	19971201	68	12.00	14	48.00	65G48
J99	98B	Lille Molla	LIMA LIM	1993	19931115	68	12.00	14	48.00	65G48
J99	98F	Lille Molla	GLYP CYN	1995	19951101	68	12.00	14	48.00	65G48
J99	98F	Lille Molla	LIMA LIM	1994	19941001	68	12.00	14	48.00	65G48
J99	98F	Lille Molla	LIMA LIM	1995	19951101	68	12.00	14	48.00	65G48
J99	98F	Lille Molla	LIMA LIM	1996	19961215	68	12.00	14	48.00	65G48
J99	98F	Lille Molla	MICR KIT	1994	19941001	68	12.00	14	48.00	65G48
J99	98F	Lille Molla	MICR KIT	1995	19951101	68	12.00	14	48.00	65G48
J99	98F	Lille Molla	PLEU PLA	1993	19931115	68	12.00	14	48.00	65G48
J99	98F	Lille Molla	PLEU PLA	1995	19951101	68	12.00	14	48.00	65G48
J99	98F	Lille Molla	PLEU PLA	1997	19971115	68	12.00	14	48.00	65G48

jmpco	jmpst	station name	species	myear	sampling date	latdg	latmi	londg	lonmi	ICES area
J99	98X	Skrova	MYTI EDU	1994	19940902	68	10.50	14	40.15	65G48
J99	98X	Skrova	MYTI EDU	1995	19950908	68	10.50	14	40.15	65G48
J99	98X	Skrova	MYTI EDU	1996	19960911	68	10.50	14	40.15	65G48
J99	99A	Brunvær	MYTI EDU	1992	19920826	68	0.30	15	5.60	65G53
J99	99A	Brunvær	MYTI EDU	1993	19930826	68	0.30	15	5.60	65G53
J26	I001	Sponvikskansen	MYTI EDU	1995	19951024	59	5.40	11	12.50	47G13
J26	I001	Sponvikskansen	MYTI EDU	1996	19961001	59	5.40	11	12.50	47G13
J26	I011	Kråkenebbet	MYTI EDU	1995	19951024	59	6.10	11	17.30	47G13
J26	I011	Kråkenebbet	MYTI EDU	1996	19961001	59	6.10	11	17.30	47G13
J26	I021	Kjøkø,south	MYTI EDU	1995	19951026	59	7.80	10	57.10	47G09
J26	I021	Kjøkø,south	MYTI EDU	1996	19960930	59	7.80	10	57.10	47G09
J26	I021	Kjøkø,south	MYTI EDU	1997	19971012	59	7.79	10	57.10	47G09
J26	I022	West Damholmen	MYTI EDU	1995	19951025	59	6.20	10	57.90	47G09
J26	I022	West Damholmen	MYTI EDU	1996	19960930	59	6.20	10	57.90	47G09
J26	I022	West Damholmen	MYTI EDU	1997	19971013	59	6.20	10	57.90	47G09
J26	I023	Singlekalven, south	MYTI EDU	1995	19951024	59	5.70	11	8.20	47G13
J26	I023	Singlekalven, south	MYTI EDU	1996	19961001	59	5.70	11	8.20	47G13
J26	I023	Singlekalven, south	MYTI EDU	1997	19971013	59	5.70	11	8.20	47G13
J26	I024	Kirkøy, north west	MYTI EDU	1995	19951025	59	4.90	10	59.20	47G09
J26	I024	Kirkøy, north west	MYTI EDU	1996	19960930	59	4.90	10	59.20	47G09
J26	I024	Kirkøy, north west	MYTI EDU	1997	19971012	59	4.90	10	59.20	47G09
J65	I080	Østmerknes	MYTI EDU	1995	19951025	63	27.50	10	27.50	55G04
J65	I080	Østmerknes	MYTI EDU	1996	19960917	63	27.50	10	27.50	55G04
J99	I131	Lastad	MYTI EDU	1995	19951029	58	3.30	7	42.40	45F79
J99	I131	Lastad	MYTI EDU	1996	19960926	58	3.30	7	42.40	45F79
J99	I131	Lastad	MYTI EDU	1997	19971008	58	3.30	7	42.40	45F79
J99	I132	Fiskåtangen	MYTI EDU	1995	19951029	58	7.70	7	58.60	45F79
J99	I132	Fiskåtangen	MYTI EDU	1996	19960927	58	7.70	7	58.60	45F79
J99	I132	Fiskåtangen	MYTI EDU	1997	19971008	58	7.70	7	58.60	45F79
J99	I133	Odderø,west	MYTI EDU	1995	19951029	58	7.90	8	0.20	45F83
J99	I133	Odderø,west	MYTI EDU	1996	19960928	58	7.90	8	0.20	45F83
J99	I133	Odderø,west	MYTI EDU	1997	19971008	58	7.90	8	0.20	45F83
J99	I201	Ekkjegrunn (G1)	MYTI EDU	1995	19951021	59	38.65	6	21.38	48F66
J99	I201	Ekkjegrunn (G1)	MYTI EDU	1996	19961026	59	38.65	6	21.38	48F66
J99	I201	Ekkjegrunn (G1)	MYTI EDU	1997	19971031	59	38.65	6	21.38	48F66
J99	I205	Bølsnes (G5)	MYTI EDU	1995	19951021	59	35.50	6	18.30	48F63
J99	I205	Bølsnes (G5)	MYTI EDU	1997	19971031	59	35.50	6	18.30	48F63
J99	I241	Nordnes	MYTI EDU	1995	19951113	60	24.10	5	18.20	49F51
J99	I241	Nordnes	MYTI EDU	1996	19960921	60	24.10	5	18.20	49F51
J99	I241	Nordnes	MYTI EDU	1997	19970929	60	24.10	5	18.20	49F51
J99	I242	Valheimneset	MYTI EDU	1995	19951114	60	23.70	5	16.10	49F51
J99	I242	Valheimneset	MYTI EDU	1996	19960921	60	23.70	5	16.10	49F51
J99	I242	Valheimneset	MYTI EDU	1997	19970929	60	23.70	5	16.10	49F51
J99	I243	Hegreneset	MYTI EDU	1995	19951115	60	24.90	5	18.50	49F51
J99	I243	Hegreneset	MYTI EDU	1996	19960921	60	24.90	5	18.50	49F51
J99	I243	Hegreneset	MYTI EDU	1997	19970929	60	24.90	5	18.50	49F51
J26	I301	Akershuskaia	MYTI EDU	1995	19951002	59	54.23	10	45.47	48G07
J26	I301	Akershuskaia	MYTI EDU	1996	19961003	59	54.23	10	45.47	48G07
J26	I301	Akershuskaia	MYTI EDU	1997	19971014	59	54.23	10	45.47	48G07
J26	I304	Gåsøya	MYTI EDU	1995	19951002	59	51.11	10	35.51	48G04
J26	I304	Gåsøya	MYTI EDU	1996	19961003	59	51.11	10	35.51	48G04
J26	I304	Gåsøya	MYTI EDU	1997	19971014	59	51.11	10	35.51	48G04
J26	I306	Håøya	MYTI EDU	1995	19951003	59	42.69	10	33.35	48G05
J26	I306	Håøya	MYTI EDU	1996	19961003	59	42.69	10	33.35	48G05
J26	I306	Håøya	MYTI EDU	1997	19971014	59	42.69	10	33.35	48G05

jmpco	jmpst	station name	species	myear	sampling date	latdg	latmi	londg	lonmi	ICES area
J26	I307	Ramtonholmen	MYTI EDU	**1995**	19951003	59	44.70	10	31.40	48G05
J26	I307	Ramtonholmen	MYTI EDU	**1996**	19961003	59	44.70	10	31.40	48G05
J26	I307	Ramtonholmen	MYTI EDU	**1997**	19971014	59	44.70	10	31.40	48G05
J99	I711	Steinholmen	MYTI EDU	**1995**	19951101	59	3.15	9	40.70	47F99
J99	I711	Steinholmen	MYTI EDU	**1996**	19961122	59	3.15	9	40.70	47F99
J99	I711	Steinholmen	MYTI EDU	**1997**	19971010	59	3.15	9	40.70	47F99
J99	I712	Gjemesholmen	MYTI EDU	**1995**	19951101	59	2.75	9	42.47	47F99
J99	I712	Gjemesholmen	MYTI EDU	**1996**	19960929	59	2.75	9	42.47	47F99
J99	I712	Gjemesholmen	MYTI EDU	**1997**	19971010	59	2.75	9	42.47	47F99
J99	I911	Horvika	MYTI EDU	**1995**	19951027	62	44.10	8	31.40	54F85
J99	I911	Horvika	MYTI EDU	**1996**	19960915	62	44.10	8	31.40	54F85
J99	I912	Honnhammer	MYTI EDU	**1995**	19951027	62	51.20	8	9.70	54F81
J99	I912	Honnhammer	MYTI EDU	**1996**	19960915	62	51.20	8	9.70	54F81
J99	I912	Honnhammer	MYTI EDU	**1997**	19980120	62	51.20	8	9.70	54F81
J99	I962	Koksverktomta (B2)	MYTI EDU	**1995**	19951102	66	19.57	14	8.38	61G42
J99	I962	Koksverktomta (B2)	MYTI EDU	**1996**	19960914	66	19.57	14	8.38	61G42
J99	I962	Koksverktomta (B2)	MYTI EDU	**1997**	19971113	66	19.57	14	8.38	61G42
J99	I969	Bjørnbærviken (B9)	MYTI EDU	**1995**	19951102	66	16.79	14	2.13	61G42
J99	I969	Bjørnbærviken (B9)	MYTI EDU	**1996**	19960914	66	16.79	14	2.13	61G42
J99	I969	Bjørnbærviken (B9)	MYTI EDU	**1997**	19971113	66	16.79	14	2.13	61G42
J99	R096	Breiviken, Tomma	MYTI EDU	**1995**	19951105	66	17.60	12	50.50	61G28
J99	R096	Breiviken, Tomma	MYTI EDU	**1996**	19960913	66	17.60	12	50.50	61G28

Appendix C.
Abbreviations

Abbreviation[1]	English	*Norwegian*
ELEMENTS		
Al	aluminium	*aluminium*
As	arsenic	*arsen*
Cd	cadmium	*kadmium*
Co	cobalt	*kobolt*
Cr	chromium	*krom*
Cu	copper	*kobber*
Fe	iron	*jern*
Hg	mercury	*kvikksølv*
Li	lithium	*litium*
Mn	manganese	*mangan*
Ni	nickel	*nikkel*
Pb	lead	*bly*
Pb210	lead-210	*bly-210*
Se	selenium	*selen*
Ti	titanium	*titan*
Zn	zinc	*sink*
PAHs		
PAH	polycyclic aromatic hydrocarbons	*polysykliske aromatiske hydrokarboner*
ACNE	acenaphthene	*acenaften*
ACNLE	acenaphthylene	*acenaftylen*
ANT	anthracene	*antracen*
BAA [3]	benz[*a*]anthracene	*benz[a]antracen*
BAP [3]	benzo[*a*]pyrene	*benzo[a]pyren*
BBF [3]	benzo[*b*]fluoranthene	*benzo[b]fluoranten*
BBJKF	benzo[*b,j,k*]fluoranthene	*benzo[b,j,k]fluoranten*
BBKF	benzo[*b+k*]fluoranthene	*benzo[b+k]fluoranten*
BEP	benzo[*e*]pyrene	*benzo[e]pyren*
BGHIP	benzo[*ghi*]perylene	*benzo[ghi]perylen*
BIPN [2]	biphenyl	*bifenyl*
BBJKF [3]	benzo[b+j,k]fluoranthene	*benzo[b+j,k]fluorantren*
BJKF [3]	benzo[*j,k*]fluoranthene	*benzo[j,k]fluorantren*
CHR	chrysene	*chrysen*
CHRTR	chrysene+triphenyl	*chrysen+trifenylen*
COR	coronene	*coronen*
DBAHA [3]	dibenz[*a,h*]anthracene	*dibenz[a,h]anthracen*
DBA3A [3]	dibenz[*a,c/a,h*]anthracene	*dibenz[a,c/a,h]antracen*
DBP [3]	dibenzopyrenes	*dibenzopyren*
DBT	dibenzothiophene	*dibenzothiofen*
DBTC1	C_1-dibenzothiophenes	*C_1-dibenzotiofen*
DBTC2	C_2-dibenzothiophenes	*C_2-dibenzotiofen*
DBTC3	C_3-dibenzothiophenes	*C_3-dibenzotiofen*
FLE	fluorene	*fluoren*
FLU	fluoranthene	*fluoranten*

Abbreviation[1]	English	*Norwegian*
PAHs (cont.)		
ICDP [3]	indeno[*1,2,3-cd*]pyrene	*indeno[1,2,3-cd]pyren*
NAPTM [2]	2,3,5-trimethylnaphthalene	*2,3,5-trimetylnaftalen*
NAP [2]	naphthalene	*naftalen*
NAPC1 [2]	C_1-naphthalenes	*C_1-naftalen*
NAPC2 [2]	C_2-naphthalenes	*C_2-naftalen*
NAPC3 [2]	C_3-naphthalenes	*C_3-naftalen*
NAP1M [2]	1-methylnaphthalene	*1-metylnaftalen*
NAP2M [2]	2-methylnaphthalene	*2-metylnaftalen*
NAPDI [2]	2,6-dimethylnaphthalene	*2,6-dimetylnaftalen*
PA	phenanthrene	*fenantren*
PAC1	C_1-phenanthrenes	*C_1-fenantren*
PAC2	C_2-phenanthrenes	*C_2-fenantren*
PAM1	1-methylphenanthrene	*1-metylfenantren*
PER	perylene	*perylen*
PYR	pyrene	*pyren*
DI-Σn	sum of "n" dicyclic "PAH"s (footnote 2)	*sum "n" disykliske "PAH" (fotnote 2)*
P-Σn	sum "n" PAH	*sum "n" PAH*
PK-Σn	sum carcinogen PAH's (footnote 3)	*sum kreftfremkallende PAH (fotnote 3)*
PAHΣΣ	DI-Σn + P-Σn etc.	*DI-Σn + P-Σn mm..*
SPAH	"total" PAH, specific compounds not quantified (outdated analytical method)	*"total" PAH, spesifikk forbindelser ikke kvantifisert (foreldret metode)*
PCBs		
PCB	polychlorinated biphenyls	*polyklorerte bifenyler*
CB	individual chlorobiphenyls (CB)	*enkelte klorobifenyl*
CB28	CB28 (IUPAC)	*CB28 (IUPAC)*
CB31	CB31 (IUPAC)	*CB31 (IUPAC)*
CB44	CB44 (IUPAC)	*CB44 (IUPAC)*
CB52	CB52 (IUPAC)	*CB52 (IUPAC)*
CB77 [4]	CB77 (IUPAC)	*CB77 (IUPAC)*
CB81 [4]	CB81 (IUPAC)	*CB81 (IUPAC)*
CB95	CB95 (IUPAC)	*CB95 (IUPAC)*
CB101	CB101 (IUPAC)	*CB101 (IUPAC)*
CB105	CB105 (IUPAC)	*CB105 (IUPAC)*
CB110	CB110 (IUPAC)	*CB110 (IUPAC)*
CB118	CB118 (IUPAC)	*CB118 (IUPAC)*
CB126 [4]	CB126 (IUPAC)	*CB126 (IUPAC)*
CB128	CB128 (IUPAC)	*CB128 (IUPAC)*
CB138	CB138 (IUPAC)	*CB138 (IUPAC)*
CB149	CB149 (IUPAC)	*CB149 (IUPAC)*
CB153	CB153 (IUPAC)	*CB153 (IUPAC)*
CB156	CB156 (IUPAC)	*CB156 (IUPAC)*
CB169 [4]	CB169 (IUPAC)	*CB169 (IUPAC)*

Abbreviations (cont'd.)

Abbreviation[1]	English	*Norwegian*
PCBs (cont.)		
CB170	CB170 (IUPAC)	*CB170 (IUPAC)*
CB180	CB180 (IUPAC)	*CB180 (IUPAC)*
CB194	CB194 (IUPAC)	*CB194 (IUPAC)*
CB209	CB209 (IUPAC)	*CB209 (IUPAC)*
CB-Σ7	CB: 28+52+101+118+138+153+180	*CB: 28+52+101+118+138+153+180*
CB-ΣΣ	sum of CBs, includes CB-Σ7	*sum CBer, inkluderer CB-Σ7*
TECBW	Sum of CB-toxicity equivalents after WHO model, see **TEQ**	*Sum CB- toksitets ekvivalenter etter WHO modell, se **TEQ***
TECBS	Sum of CB-toxicity equivalents after SAFE model, see **TEQ**	*Sum CB-toksitets ekvivalenter etter SAFE modell, se **TEQ***
DIOXINs		
TCDD	2, 3, 7, 8-tetrachloro-dibenzo dioxin	*2, 3, 7, 8-tetrakloro-dibenzo dioksin*
CDDST	Sum of tetrachloro-dibenzo dioxins	*Sum tetrakloro-dibenzo dioksiner*
CDD1N	1, 2, 3, 7, 8-pentachloro-dibenzo dioxin	*1, 2, 3, 7, 8-pentakloro-dibenzo dioksin*
CDDSN	Sum of pentachloro-dibenzo dioxins	*Sum pentakloro-dibenzo dioksiner*
CDD4X	1, 2, 3, 4, 7, 8-hexachloro-dibenzo dioxin	*1, 2, 3, 4, 7, 8-heksakloro-dibenzo dioksin*
CDD6X	1, 2, 3, 6, 7, 8-hexachloro-dibenzo dioxin	*1, 2, 3, 6, 7, 8-heksakloro-dibenzo dioksin*
CDD9X	1, 2, 3, 7, 8, 9-hexachloro-dibenzo dioxin	*1, 2, 3, 7, 8, 9-heksakloro-dibenzo dioksin*
CDDSX	Sum of hexachloro-dibenzo dioxins	*Sum heksakloro-dibenzo dioksiner*
CDD6P	1, 2, 3, 4, 6, 7, 8-heptachloro-dibenzo dioxin	*1, 2, 3, 4, 6, 7, 8-heptakloro-dibenzo dioksin*
CDDSH	Sum of heptachloro-dibenzo dioxins	*Sum heptakloro-dibenzo dioksiner*
CDDO	Octachloro-dibenzo dioxin	*Oktakloro-dibenzo dioksin*
PCDD	Sum of polychlorinated dibenzo-p-dioxins	*Sum polyklorinaterte-dibenzo-p-dioksiner*
CDF2T	2, 3, 7, 8-tetrachloro-dibenzofuran	*2, 3, 7, 8-tetrakloro-dibenzofuran*
CDFST	Sum of tetrachloro-dibenzofurans	*Sum tetrakloro-dibenzofuraner*
CDFDN	1, 2, 3, 7, 8/1, 2, 3, 4, 8-pentachloro-dibenzofuran	*1, 2, 3, 7, 8/1, 2, 3, 4, 8-pentakloro-dibenzofuran*
CDF2N	2, 3, 4, 7, 8-pentachloro-dibenzofurans	*2, 3, 4, 7, 8-pentakloro-dibenzofuran*
CDFSN	Sum of pentachloro-dibenzofurans	*Sum pentakloro-dibenzofuraner*
CDFDX	1, 2, 3, 4, 7, 8/1, 2, 3, 4, 7, 9-hexachloro-dibenzofuran	*1, 2, 3, 4, 7, 8/1, 2, 3, 4, 7, 9-heksakloro-dibenzofuran*
CDF6X	1, 2, 3, 6, 7, 8-hexachloro-dibenzofuran	*1, 2, 3, 6, 7, 8-heksakloro-dibenzofuran*
CDF9X	1, 2, 3, 7, 8, 9-hexachloro-dibenzofuran	*1, 2, 3, 7, 8, 9-heksakloro-dibenzofuran*
CDF4X	2, 3, 4, 6, 7, 8-hexachloro-dibenzofuran	*2, 3, 4, 6, 7, 8-heksakloro-dibenzofuran*
CDFSX	Sum of hexachloro-dibenzofurans	*Sum heksakloro-dibenzofuraner*
CDF6P	1, 2, 3, 4, 6, 7, 8-heptachloro-dibenzofuran	*1, 2, 3, 4, 6, 7, 8-heptakloro-dibenzofuran*
CDF9P	1, 2, 3, 4, 7, 8, 9-heptachloro-dibenzofuran	*1, 2, 3, 4, 7, 8, 9-heptakloro-dibenzofuran*
CDFSP	Sum of heptachloro-dibenzofurans	*Sum heptakloro-dibenzofuraner*
CDFO	Octachloro-dibenzofurans	*Octakloro-dibenzofuran*
PCDF	Sum of polychlorinated dibenzo-furans	*Sum polyklorinated dibenzo-furaner*
CDDFS	Sum of PCDD and PCDF	*Sum PCDD og PCDF*

Abbreviations (cont'd.)

Abbreviation[1]	English	*Norwegian*
DIOXINS (cont.)		
TCDDN	Sum of TCDD-toxicity equivalents after Nordic model, see **TEQ**	*Sum TCDD- toksitets ekvivalenter etter Nordisk modell, se **TEQ***
TCDDI	Sum of TCDD-toxicity equivalents after international model, see **TEQ**	*Sum TCDD-toksitets ekvivalenter etter internasjonale modell, se **TEQ***
PESTICIDES		
ALD	aldrin	*aldrin*
DIELD	dieldrin	*dieldrin*
ENDA	endrin	*endrin*
CCDAN	cis-chlordane (=α-chlordane)	*cis-chlordan (=α-chlordan)*
TCDAN	trans-chlordane (=γ-chlordane)	*trans-chlordan (=γ-chlordan)*
OCDAN	oxy-chlordane	*oxy-chlordan*
TNONC	trans-nonachlor	*trans-nonaklor*
TCDAN	trans-chlordane	*trans-chlordan*
OCS	octachlorostyrene	*octaklorstyren*
QCB	pentachlorobenzene	*pentaklorbenzen*
DDD	dichlorodiphenyldichloroethane 1,1-dichloro-2,2-bis-(4-chlorophenyl)ethane	*diklordifenyldikloretan 1,1-dikloro-2,2-bis-(4-klorofenyl)etan*
DDE	dichlorodiphenyldichloroethylene (principle metabolite of DDT) 1,1-dichloro-2,2-bis-(4-chlorophenyl)ethylene*	*diklordifenyldikloretylen (hovedmetabolitt av DDT) 1,1-dikloro-2,2-bis-(4-klorofenyl)etylen*
DDT	dichlorodiphenyltrichloroethane 1,1,1-trichloro-2,2-bis-(4-chlorophenyl)ethane	*diklordifenyltrikloretan 1,1,1-trikloro-2,2-bis-(4-klorofenyl)etan*
DDEOP	o,p'-DDE	*o,p'-DDE*
DDEPP	p,p'-DDE	*p,p'-DDE*
DDTOP	o,p'-DDT	*o,p'-DDT*
DDTPP	p,p'-DDT	*p,p'-DDT*
TDEPP	p,p'-DDD	*p,p'-DDD*
DDTEP	p,p'-DDE + p,p'-DDT	*p,p'-DDE + p,p'-DDT*
DD-nΣ	sum of DDT and metabolites, n = number of compounds	*sum DDT og metabolitter, n = antall forbindelser*

Abbreviations (cont'd.)

Abbreviation[1]	English	*Norwegian*
HCB	hexachlorobenzene	*heksaklorbenzen*
HCHG	lindane γ HCH = gamma hexachlorocyclohexane (γ BHC = gamma benzenehexachloride, outdated synonym)	*lindan* *γ HCH = gamma heksaklorsykloheksan* *(γ BHC = gamma benzenheksaklorid, foreldret betegnelse)*
HCHA	α HCH = alpha HCH	*α HCH = alpha HCH*
HCHB	β HCH = beta HCH	*β HCH = beta HCH*
HC-nΣ	sum of HCHs, n = count	*sum av HCHs, n = antall*
EOCl	extractable organically bound chlorine	*ekstraherbart organisk bundet klor*
EPOCl	extractable persistent organically bound chlorine	*ekstraherbart persistent organisk bundet klor*
NTOT	total organic nitrogen	*total organisk nitrogen*
CTOT	total organic carbon	*total organisk karbon*
CORG	organic carbon	*organisk karbon*
GSAMT	grain size	*kornfordeling*
MOCON	moisture content	*vanninnhold*

Abbreviations (cont'd.)

Abbreviation[1]	English	*Norwegian*
INSTITUTES		
IFEN	Institute for Energy Technology	*Institutt for energiteknikk*
FIER	Institute for Nutrition, Fisheries Directorate	*Fiskeridirektoratets Ernæringsinstitutt*
FORC	FORCE Institutes, Div. for Isotope Technique and Analysis [DK]	*FORCE Institutterne, Div. for Isotopteknik og Analyse [DK]*
IMRN	Institute of Marine Research (IMR)	*Havforskningsinstituttet*
NACE	Nordic Analytical Center	*Nordisk Analyse Center*
NILU	Norwegian Institute for Air Research	*Norsk institutt forluftforskning*
NIVA	Norwegian Institute for Water Research	*Norsk institutt for vannforskning*
SERI	Swedish Environmental Research Institute	*Institutionen för vatten- och luftvårdsforskning*
VETN	Norwegian Veterinary Institute	*Veterinærinstituttet*
SIIF	Fondation for Scientific and Industrial Research at the Norwegian Institute of Technology - SINTEF (a division, previously: Center for Industrial Research SI)	*Stiftelsen for industriell og teknisk forskning ved Norges tekniske høgskole- SINTEF (en avdeling, tidligere: Senter for industriforskning SI)*

1) After: ICES Environmental Data Reporting Formats. International Council for the Exploration of the Sea. July 1996 and supplementary codes related to non-ortho and mono-ortho PCB's and "dioxins" (ICES pers. comm.)

2) Indicates "PAH" compounds that are dicyclic and not truly PAH's typically identified during the analyses of PAH, include naphthalenes and "biphenyls".

3) Indicates PAH compounds potentially cancerogenic for humans according to IARC (1987), i.e., categories 2A+2B (possibly and probably carcinogenic).

4) Indicates non ortho- co-planer PCB compounds ie., those that lack Cl in positions 1, 1', 5, and 5'

*) The Pesticide Index, second edition. The Royal Society of Chemistry, 1991.

Other abbreviations *andre forkortelser*

	English	*Norwegian*
TEQ	"Toxicity equivalency factors" for the most toxic compounds within the following groups:	*"Toxisitetsekvivalentfaktorer" for de giftigste forbindelsene innen følgende grupper.*
	• polychlorinated dibenzo-p-dioxins and dibenzofurans (**PCDD/PCDFs**). Equivalents calculated after Nordic model (Ahlborg *et al.*, 1989) [1] or international model (Int./EPA, cf. Ahlborg *et al.*, 1992) [2]	• *polyklorerte dibenzo-p-dioksiner og dibenzofuraner (**PCDD/PCDF**). Ekvivalentberegning etter nordisk modell (Ahlborg et al., 1989)* [1] *eller etter internasjonal modell (Int./EPA, cf. Ahlborg et al., 1992)* [2]
	• non-ortho and mono-ortho substituted chlorobiphenyls after WHO model (Ahlborg *et al.*, 1994) [3] or Safe (1994, cf., NILU pers. comm.)	• *non-orto og mono-orto substituerte klorobifenyler etter WHO modell (Ahlborg et al., 1994)* [3] *eller Safe (1994, cf., NILU pers. medd.)*
ppm	parts per million, mg/kg	*deler pr. milliondeler, mg/kg*
ppb	parts per billion, µg/kg	*deler pr. milliarddeler, µg/kg*
ppp	parts per trillion, ng/kg	*deler pr. tusen-milliarddeler, ng/kg*
d.w.	dry weight basis	*tørrvekt basis*
w.w.	wet weight or fresh weight basis	*våtvekt eller friskvekt basis*

[1]) Ahlborg, U.G., 1989. Nordic risk assessment of PCDDs and PCDFs. Chemosphere 19:603-608.

[2]) Ahlborg, U.G., Brouwer, A, Fingerhut, M.A., Jacobson, J.L., Jacobson, S.W., Kennedy, S.W., Kettrup, A.F., Koeman, J.H., Poiger, H., Rappe, C., Safe, S.H., Schlatter, C., Seegal, R.F., Tuomisto, J., van den Berg, M., 1992. Impact of polychlorinated dibenzo-p-dioxins, dibenzofurans, and biphenyls on human and environmental healrth, with special emphasis on application of the toxic eulvalency factor concept *European Journal og Pharmacology . Environmental Toxicology and Pharmacology Section* 228 (1992) 179-199

[3]) Ahlborg, U.G., Becking G.B., Birnbaum, L.S., Brouwer, A, Derks, H.J.G.M., Feely, M., Golor, G., Hanberg, A., Larsen, J.C., J.C., Liem, A.K.G., Safe, S.H., Schlatter, C., Wärn, F., Younes, M., Yrjänheikki, E., 1994. Toxic equivalency factors for dioxin-like PCBs. Report on a WHO-ECEH and IPSC consultation , December 1993. Chemosphere 28:1049-1067.

Appendix D.
FISH 1993-1997
RAW DATA

NOTES

This appendix presents concentrations of the contaminants found in fish. All data are on a original basis; that is, the basis on which the sample was analysed. Two units of measure are used: **ppm** (parts per million, mg/kg) and **ppb** (parts per billion, µg/kg). The numeric values shown have been printed with a fixed number of digits and do not necessarily indicate analytical precision. Refer also to the comments preceding the table.

The data is sorted in the order of::

Species	Alphabetically by ICES code; Latin, English and Norwegian name follow.
Tissue	Liver and fillet
Sample area	Geographically beginning with those stations near the Swedish border and continuing around the coast to the Russian border (cf., maps, Appendix A). The sample area code refers to the official JAMP designation and for some areas this may be undefined (J99).

Note that the results from bulked samples and individuals are treated separately.

The abbreviations for analytical laboratory and variable name are explained in Appendix C. Analysis codes have been described Green (1993b). An overview of variables, detection limits and data count are given in recent JAMP annual reports (cf., Green *et al* 1999.).

10/11-99

REPORT INFORMATION : " F I S H ".

Table-File-Name : I:\TBX\JMG\BIO\TAB-OFSH.TB1

Limit-CheckFile :)LIM\NO-LIMIT.FSH

Weight basis : "ORGINAL".

Table SORT-Mode
: 1. SPECIES.
: 2. TISSUE.
: 3. LOCALITY-index. (Predefined sequence)
: 4. DATE
: 5. SAMPLE-TYPE (Indiv.,Bulked,Homogenate)

NOTES :

+ The detection limits given here are approximations based on 3 times the standard deviation of the "blank" or near zero concentration of a solution.
  Day to day variations in the analytical instrument may lead to different detection limits.

+ Method codes are explained in: Green,N.W.,1993. Overview of Analytical Methods Employed by JMP in Norway 1981-92. NIVA project 80106.

+ NB ! The numeric values shown have been printed with a FIXED number of digits, and do not necessarily indicate analytical precision.

+ If a numeric value is suspect, the value is ignored in parameter statistics. (Unless all observations are suspect).
  If value can not be converted to basis for this table, the value is printed in the orginal basis but not included in any parameter statistics unless all values are in orginal basis.

+ For "Σ" variables (e.g. CB_Σ7, DD_Σn) , all the "<"-values (less than the detection limits) are counted only once.
  If two or more different "<"-values are present, the maximum of the least questionable (suspect) "<"-value is used.
  Any missing "Σ"-elements are ignored.

+ If replicates are analyzed, the mean value of the replicates is counted in parameter statistics.

+ If value is prefixed "<<", the number of "<" values is greater or equal to 25% of computed observations.
  Standard Deviation values are prefixed the character "~" if any "<" values are included.

+ Footnotes consist of 4 parts:
  1: a <u>letter code</u> (e.g 7 or a/A)
     The letter code may include one or more characters indicating possible matching letters referenced before or after numbers.
     When more letters are given, the syntax "A:D" means any of "A,B,C or D" while syntax "a/A" means any of "a" or "A" is referencing.
  2: a <u>count</u> (in paranthesis)
  3: a <u>"!" or ">"</u>
     "!" refer to notes BEFORE numeric values.
     ">" refer to notes AFTER numeric values.
  4: The footnote <u>explanation</u>.

Species : BROS BRO, Brosme brosme, GB: Torsk, N: Brosme.
Sample.area: J99 Undefined, Tissue : LIVER.
Locality : 10B Varangerfjorden, Latitude: 69°56.00N, Longitude: 29°40.00E.
Catch,date : 1994-1130, Count: 1, Sample type: Individual.

. Analytical Lab. =>					NIVA	NIVA	NIVA	NIVA	NIVA	NIVA	NIVA	NIVA	NIVA	NIVA	NIVA	NIVA	NIVA	NIVA	Σ(*)	Σ(*)	NIVA	NIVA	Σ(*)
. Analysis Code. =>					312	311	312	311	340	340	340	340	340	340	340	340	340	340	!	!	340	340	!
____ Detection Limit =>					0.050	0.010	0.030	1.00	3.00	3.00	3.00	3.00	3.00	3.00	3.00	3.00	3.00	3.00	!	!	4.00	3.00	!
Samp/ Sex Age Wght Lngt	Mean	___	___		Cd	Cu	Pb	Zn	CB28	CB52	CB101	CB105	CB118	CB138	CB153	CB156	CB180	CB209	CB_Σ7	CB_ΣΣ	DDEPP	TDEPP	DD_Σn
Repl. F/M year g mm	Weight	Dry	Fat		ppm	ppm	ppm	ppm	ppb	ppb	ppb	ppb	ppb	ppb	ppb	ppb	ppb	ppb	ppb	ppb	ppb	ppb	ppb
no.	g	%	%		w.wt	w.wt	w.wt	w.wt	w.wt	w.wt	w.wt	w.wt	w.wt	w.wt	w.wt	w.wt	w.wt	w.wt	w.wt	w.wt	w.wt	w.wt	w.wt
01/ 1 F 12.0 1772.1 570.0	65.6	75.20	67.80	50.000	2.600	<.030	12.70	8.00	27.00	84.00	44.00	132.00	154.00	180.00	16.00	39.00	<3.00	624.0	<687.0	213.00	40.00	253.00

Tab.width cont'd BROS BRO, LI, J99, 10B Varangerfjorden, 1994-1130.

. Analytical Lab. =>	NIVA	NIVA	Σ(*)	NIVA	NIVA	NIVA
. Analysis Code. =>	340	340	!	340	340	340
____ Detection Limit =>	3.00	3.00	!	3.00	3.00	3.00
Samp/ Sex Age Wght Lngt	HCHA	HCHG	HC_Σn	HCB	QCB	OCS
Repl. F/M year g mm	ppb	ppb	ppb	ppb	ppb	ppb
no.	w.wt	w.wt	w.wt	w.wt	w.wt	w.wt
01/ 1 F 12.0 1772.1 570.0	5.00	4.00	9.00	25.00	<3.00	3.00

Sample.No 01 : Muscle with signs of inner bleeding Liver and/or intestinal guts with larvae of Anisakis simplex

Species : BROS BRO, Brosme brosme, GB: Torsk, N: Brosme.
Sample.area: J99 Undefined, Tissue : MUSCLE.
Locality : 10B Varangerfjorden, Latitude: 69°56.00N, Longitude: 29°40.00E.
Catch,date : 1994-1130, Count: 1, Sample type: Individual.

. Analytical Lab. =>			NIVA	NIVA	NIVA	NIVA	NIVA	NIVA	NIVA	NIVA	NIVA	NIVA	NIVA	Σ(*)	Σ(*)	NIVA	NIVA	Σ(*)	NIVA	NIVA	Σ(*)	NIVA
. Analysis Code. =>			310	341	341	341	341	341	341	341	341	341	341	!	!	341	341	!	341	341	!	341
____ Detection Limit =>			0.005	0.05	0.05	0.05	0.05	0.05	0.05	0.05	0.05	0.05	0.05	!	!	0.10	0.05	!	0.05	0.05	!	0.05
Samp/ Sex Age Wght Lngt	___	___	Hg	CB28	CB52	CB101	CB105	CB118	CB138	CB153	CB156	CB180	CB209	CB_Σ7	CB_ΣΣ	DDEPP	TDEPP	DD_Σn	HCHA	HCHG	HC_Σn	HCB
Repl. F/M year g mm	Dry	Fat	ppm	ppb	ppb	ppb	ppb	ppb	ppb	ppb	ppb	ppb	ppb	ppb	ppb	ppb	ppb	ppb	ppb	ppb	ppb	ppb
no.	%	%	w.wt	w.wt	w.wt	w.wt	w.wt	w.wt	w.wt	w.wt	w.wt	w.wt	w.wt	w.wt	w.wt	w.wt	w.wt	w.wt	w.wt	w.wt	w.wt	w.wt
01/ 1 F 12.0 1772.1 570.0	.	0.22	0.041	<0.03	0.04	0.10	0.07	0.15	0.17	0.17	<0.03	0.04	<0.03	<0.7	<0.8	0.32	0.09	0.41	0.03	<0.03	<0.06	0.11

Tab.width cont'd BROS BRO, MU, J99, 10B Varangerfjorden, 1994-1130.

. Analytical Lab. =>	NIVA	NIVA
. Analysis Code. =>	341	341
____ Detection Limit =>	0.05	0.05
Samp/ Sex Age Wght Lngt	QCB	OCS
Repl. F/M year g mm	ppb	ppb
no.	w.wt	w.wt
01/ 1 F 12.0 1772.1 570.0	<0.03	<0.03

Sample.No 01 : Muscle with signs of inner bleeding Liver and/or intestinal guts with larvae of Anisakis simplex

Species : GADU MOR, Gadus morhua, GB: Cod, N: Torsk.
Sample.area: J26 Oslofjorden, Tissue : LIVER.
Locality : 30B Oslo City area, Latitude: 59°49.00N, Longitude: 10°33.00E.
Catch,date : 1993-1106, Count: 24, Sample type: Individual.

. Analytical Lab. =>							NIVA	NIVA	NIVA	NIVA	NIVA	NIVA	NIVA	NIVA	NIVA	NIVA	NIVA	NIVA	NIVA	Σ(*)	Σ(*)	NIVA	NIVA	Σ(*)
. Analysis Code. =>							312	311	312	311	340	340	340	340	340	340	340	340	340	!	!	340	340	!
Detection Limit =>							0.050	0.010	0.030	1.00	4.00	4.00	4.00	4.00	4.00	4.00	4.00	4.00	4.00	!	!	4.00	4.00	!
Samp/ Repl. no.	Sex F/M	Age year	Wght g	Lngt mm	Mean Weight g	Dry %	Fat %	Cd ppm w.wt	Cu ppm w.wt	Pb ppm w.wt	Zn ppm w.wt	CB28 ppb w.wt	CB52 ppb w.wt	CB101 ppb w.wt	CB105 ppb w.wt	CB118 ppb w.wt	CB138 ppb w.wt	CB153 ppb w.wt	CB156 ppb w.wt	CB180 ppb w.wt	CB209 ppb w.wt	CB_Σ7 ppb w.wt	CB_ΣΣ ppb w.wt	DDEPP ppb w.wt	TDEPP ppb w.wt	DD_Σn ppb w.wt
01/ 1	M	4.0	696.2	390.0	15.4	56.10	43.10	0.201	5.540	2.160	24.90	<5.00	48.00	157.00	126.00	362.00	630.00	844.00	62.00	265.00	<5.00	<2311.0	<2499.0	144.00	34.00	178.00
02/ 1	M	5.0	866.4	390.0	21.5	61.90	51.10	0.125	7.190	0.110	22.10	<5.00	78.00	223.00	244.00	696.00	593.00	769.00	68.00	171.00	<5.00	<2535.0	<2847.0	142.00	30.00	172.00
03/ 1	F	4.0	765.3	400.0	22.9	40.90	25.10	0.096	2.970	0.450	28.70	11.00	35.00	118.00	131.00	343.00	509.00	657.00	55.00	234.00	6.00	1907.0	2099.0	175.00	40.00	215.00
04/ 1	M	4.0	874.1	450.0	19.2	54.70	42.40	0.091	5.510	2.750	23.70	<5.00	81.00	348.00	294.00	838.00	1016.00	1426.00	101.00	347.00	<5.00	<4061.0	<4456.0	193.00	<5.00	<198.00
05/ 1	F	4.0	1124.3	450.0	40.1	45.40	28.80	0.061	8.870	0.060	28.30	24.00	69.00	122.00	111.00	273.00	275.00	395.00	29.00	117.00	<5.00	1275.0	<1420.0	88.00	15.00	103.00
06/ 1	F	5.0	939.8	460.0	34.9	64.70	47.90	0.018	5.770	0.290	23.60	<5.00	65.00	292.00	202.00	554.00	686.00	1031.00	74.00	279.00	<5.00	<2912.0	<3188.0	117.00	<5.00	<122.00
07/ 1	F	4.0	1148.0	470.0	31.3	49.70	33.20	0.057	8.880	0.280	31.30	8.00	30.00	119.00	109.00	298.00	558.00	735.00	51.00	264.00	6.00	2012.0	2178.0	98.00	27.00	125.00
08/ 1	M	5.0	1271.3	480.0	30.0	63.00	51.70	0.086	6.920	0.100	22.40	12.00	54.00	242.00	197.00	526.00	760.00	1142.00	80.00	370.00	<5.00	3106.0	<3388.0	128.00	33.00	161.00
09/ 1	M	4.0	1235.8	480.0	41.7	75.70	63.80	0.028	5.550	0.110	13.40	12.00	65.00	228.00	143.00	372.00	549.00	780.00	63.00	241.00	<5.00	2247.0	<2458.0	143.00	51.00	194.00
10/ 1	M	5.0	1200.0	480.0	22.2	57.90	46.50	0.077	9.210	0.040	27.60	12.00	74.00	353.00	279.00	710.00	1101.00	1521.00	115.00	575.00	7.00	4346.0	4747.0	151.00	36.00	187.00
11/ 1	M	6.0	1166.1	480.0	37.9	71.60	62.30	0.103	4.280	<.030	22.50	21.00	111.00	321.00	196.00	520.00	674.00	886.00	75.00	253.00	<5.00	2786.0	<3062.0	162.00	67.00	229.00
12/ 1	M	5.0	1341.1	490.0	42.9	66.10	56.80	0.041	11.800	0.060	23.50	17.00	70.00	143.00	126.00	320.00	316.00	422.00	30.00	106.00	<5.00	1394.0	<1555.0	117.00	45.00	162.00
13/ 1	F	5.0	1280.8	510.0	36.2	45.00	26.90	0.460	13.600	0.140	33.70	7.00	38.00	164.00	152.00	390.00	664.00	869.00	63.00	334.00	6.00	2466.0	2687.0	156.00	51.00	207.00
14/ 1	M	5.0	1408.3	520.0	17.2	45.50	31.70	0.441	17.600	0.140	36.90	12.00	97.00	447.00	325.00	840.00	1211.00	1695.00	128.00	554.00	11.00	4856.0	5320.0	314.00	58.00	372.00
15/ 1	M	5.0	1519.7	530.0	72.2	60.00	47.50	0.170	5.170	<.030	23.50	13.00	50.00	96.00	66.00	172.00	210.00	285.00	16.00	72.00	<5.00	898.0	<985.0	78.00	23.00	101.00
16/ 1	M	4.0	1712.3	530.0	71.8	75.30	65.40	0.040	9.780	0.030	19.00	<5.00	50.00	180.00	129.00	313.00	432.00	665.00	51.00	196.00	<5.00	<1841.0	<2021.0	77.00	<5.00	<82.00
17/ 1	M	3.0	1680.9	540.0	40.3	67.20	58.00	0.022	13.700	<.030	18.50	21.00	76.00	194.00	75.00	203.00	318.00	437.00	35.00	127.00	<5.00	1376.0	<1491.0	300.00	77.00	377.00
18/ 1	M	5.0	1577.4	560.0	20.4	40.90	28.20	0.250	6.310	0.310	29.10	11.00	81.00	395.00	339.00	860.00	1548.00	1948.00	162.00	808.00	31.00	5651.0	6183.0	464.00	70.00	534.00
19/ 1	M	4.0	2207.0	590.0	65.3	60.00	47.10	0.049	8.740	0.220	20.20	10.00	50.00	173.00	142.00	430.00	818.00	1120.00	70.00	386.00	22.00	2987.0	3221.0	262.00	71.00	333.00
20/ 1	M	5.0	2198.8	610.0	117.9	77.60	68.10	0.012	7.060	<.030	11.50	15.00	61.00	199.00	83.00	226.00	379.00	511.00	45.00	149.00	<5.00	1540.0	<1673.0	263.00	73.00	336.00
21/ 1	M	5.0	2930.9	640.0	169.3	79.10	72.80	0.018	2.980	<.030	11.50	20.00	116.00	243.00	131.00	330.00	363.00	460.00	33.00	102.00	<5.00	1634.0	<1803.0	186.00	95.00	281.00
22/ 1	M	5.0	2946.6	660.0	105.4	76.90	68.80	0.030	6.690	0.120	14.80	40.00	259.00	615.00	311.00	761.00	915.00	1131.00	90.00	313.00	9.00	4034.0	4444.0	586.00	107.00	693.00
23/ 1	F	5.0	3070.7	690.0	148.6	64.50	52.70	0.066	1.970	0.040	15.20	39.00	281.00	723.00	425.00	949.00	1069.00	1247.00	103.00	325.00	5.00	4633.0	5166.0	658.00	106.00	764.00
24/ 1	F	5.0	3030.0	690.0	64.3	53.80	45.50	0.063	5.190	0.080	24.10	10.00	77.00	368.00	256.00	627.00	952.00	1362.00	106.00	478.00	8.00	3854.0	4224.0	237.00	42.00	279.00
Mean		4.6	1591.3	520.4	53.7	60.56	48.56	0.109	7.553	<.318	22.92	<14.17	84.00	269.29	191.33	496.38	688.58	930.75	71.04	294.42	<<7.54	<2777.6	<<3046.5	218.29	<48.58	<266.88
Minim.		3.0	696.2	390.0	15.4	40.90	25.10	0.012	1.970	<.030	11.50	<5.00	30.00	96.00	66.00	172.00	210.00	285.00	16.00	72.00	<5.00	898.0	<985.0	77.00	<5.00	<82.00
Maxim.		6.0	3070.7	690.0	169.3	79.10	72.80	0.460	17.600	2.750	36.90	40.00	281.00	723.00	425.00	949.00	1548.00	1948.00	162.00	808.00	31.00	5651.0	6183.0	658.00	107.00	764.00
St.dev		0.6	745.5	88.1	42.1	11.95	14.30	0.121	3.727	~.673	6.70	~9.56	61.29	157.27	96.50	234.80	335.70	441.33	35.04	174.59	~6.18	~1292.4	~1420.0	153.36	~30.00	~177.63
Count		24	24	24	24	24	24	24	24	24	24	24	24	24	24	24	24	24	24	24	24	24	24	24	24	24

Tab.width cont'd **GADU MOR, LI, J26, 30B Oslo City area, 1993-1106.**

. Analytical Lab. =>					NIVA	NIVA	Σ(*)	NIVA	NIVA	NIVA
. Analysis Code. =>					340	340	!	340	340	340
Detection Limit =>					4.00	4.00	!	4.00	4.00	4.00
Samp/ Repl. no.	Sex F/M	Age year	Wght g	Lngt mm	HCHA ppb w.wt	HCHG ppb w.wt	HC_Σn ppb w.wt	HCB ppb w.wt	QCB ppb w.wt	OCS ppb w.wt
01/ 1	M	4.0	696.2	390.0	<5.00	<5.00	<5.00	25.00	<5.00	<5.00
02/ 1	M	5.0	866.4	390.0	<5.00	<5.00	<5.00	26.00	<5.00	<5.00
03/ 1	F	4.0	765.3	400.0	<5.00	<5.00	<5.00	9.00	<5.00	<5.00
04/ 1	M	4.0	874.1	450.0	<5.00	<5.00	<5.00	14.00	<5.00	<5.00
05/ 1	F	4.0	1124.3	450.0	<5.00	<5.00	<5.00	9.00	<5.00	<5.00
06/ 1	F	5.0	939.8	460.0	<5.00	<5.00	<5.00	13.00	<5.00	<5.00
07/ 1	F	4.0	1148.0	470.0	<5.00	<5.00	<5.00	11.00	<5.00	<5.00
08/ 1	M	5.0	1271.3	480.0	<5.00	7.00	<12.00	16.00	<5.00	5.00
09/ 1	M	4.0	1235.8	480.0	<5.00	<5.00	<5.00	19.00	<5.00	5.00
10/ 1	M	5.0	1200.0	480.0	<5.00	<5.00	<5.00	16.00	<5.00	<5.00
11/ 1	M	6.0	1166.1	480.0	<5.00	<5.00	<5.00	21.00	<5.00	<5.00
12/ 1	M	5.0	1341.1	490.0	<5.00	<5.00	<5.00	17.00	<5.00	<5.00
13/ 1	F	5.0	1280.8	510.0	<5.00	<5.00	<5.00	11.00	<5.00	<5.00
14/ 1	M	5.0	1408.3	520.0	<5.00	<5.00	<5.00	10.00	<5.00	6.00
15/ 1	M	5.0	1519.7	530.0	<5.00	5.00	<10.00	15.00	<5.00	<5.00
16/ 1	M	4.0	1712.3	530.0	<5.00	<5.00	<5.00	20.00	<5.00	<5.00
17/ 1	M	3.0	1680.9	540.0	5.00	8.00	13.00	23.00	<5.00	<5.00
18/ 1	M	5.0	1577.4	560.0	<5.00	<5.00	<5.00	9.00	<5.00	7.00
19/ 1	M	4.0	2207.0	590.0	<5.00	<5.00	<5.00	8.00	<5.00	5.00
20/ 1	M	5.0	2198.8	610.0	<5.00	7.00	<12.00	19.00	<5.00	<5.00
21/ 1	M	5.0	2930.9	640.0	5.00	9.00	14.00	21.00	<5.00	<5.00
22/ 1	M	5.0	2946.6	660.0	<5.00	7.00	<12.00	26.00	<5.00	15.00
23/ 1	F	5.0	3070.7	690.0	<5.00	5.00	<10.00	20.00	<5.00	13.00
24/ 1	F	5.0	3030.0	690.0	<5.00	<5.00	<5.00	11.00	<5.00	6.00
Mean		4.6	1591.3	520.4	<<5.00	<<5.54	<<7.00	16.21	<<5.00	<<5.92
Minim.		3.0	696.2	390.0	<5.00	<5.00	<5.00	8.00	<5.00	<5.00
Maxim.		6.0	3070.7	690.0	<5.00	9.00	14.00	26.00	<5.00	15.00
St.dev		0.6	745.5	88.1	~0.00	~1.14	~3.27	5.77	~0.00	~2.55
Count		24	24	24	24	24	24	24	24	24

Sample.No 01 : Muscle with signs of inner bleeding Signs of mechanical damage (e.g., net wounds)
Sample.No 02 : Skin with metacercariae of cf. Cryptocotyle lingua Muscle with signs of inner bleeding
Sample.No 03 : Skin with metacercariae of cf. Cryptocotyle lingua Muscle with signs of inner bleeding
Sample.No 04 : Skin with metacercariae of cf. Cryptocotyle lingua Muscle with signs of inner bleeding
Sample.No 05 : Skin with metacercariae of cf. Cryptocotyle lingua
Sample.No 06 : Muscle with signs of inner bleeding
Sample.No 07 : Muscle with signs of inner bleeding Signs of mechanical damage (e.g., net wounds)
Sample.No 08 : Muscle with signs of inner bleeding Signs of mechanical damage (e.g., net wounds)
Sample.No 09 : Muscle with signs of inner bleeding Signs of mechanical damage (e.g., net wounds)
Sample.No 10 : Muscle with signs of inner bleeding Signs of mechanical damage (e.g., net wounds)
Sample.No 11 : Muscle with signs of inner bleeding Signs of mechanical damage (e.g., net wounds)
Sample.No 12 : Skin with metacercariae of cf. Cryptocotyle lingua Liver with signs of bleeding
Sample.No 13 : Muscle with signs of inner bleeding Signs of mechanical damage (e.g., net wounds)
Sample.No 14 : Signs of mechanical damage (e.g., net wounds)
Sample.No 15 : Signs of mechanical damage (e.g., net wounds)
Sample.No 16 : Signs of mechanical damage (e.g., net wounds)
Sample.No 17 : Signs of mechanical damage (e.g., net wounds)
Sample.No 18 : Signs of mechanical damage (e.g., net wounds)
Sample.No 19 : Signs of mechanical damage (e.g., net wounds)
Sample.No 20 : Skin with metacercariae of cf. Cryptocotyle lingua Bacterial fin rot
Sample.No 21 : Bacterial fin rot Signs of mechanical damage (e.g., net wounds)
Sample.No 22 : Signs of mechanical damage (e.g., net wounds)
Sample.No 23 : Signs of mechanical damage (e.g., net wounds)
Sample.No 24 : Signs of mechanical damage (e.g., net wounds)

52

Species : GADU MOR, Gadus morhua, GB: Cod, N: Torsk.
Sample.area: J26 Oslofjorden, Tissue : LIVER.
Locality : 30B Oslo City area, Latitude: 59°49.00N, Longitude: 10°33.00E.
Catch,date : 1994-1000, Count: 25, Sample type: Individual.

. Analytical Lab. =>							NIVA	NIVA	NIVA	NIVA	NIVA	NIVA	NIVA	NIVA	NIVA	NIVA	NIVA	NIVA	NIVA	Σ(*)	Σ(*)	NIVA	NIVA	Σ(*)
. Analysis Code. =>							312	311	312	311	340	340	340	340	340	340	340	340	340	!	!	340	340	!
Detection Limit =>							0.050	0.010	0.030	1.00	3.00	3.00	3.00	3.00	3.00	3.00	3.00	3.00	3.00	!	!	4.00	3.00	!
Samp/ Repl. no.	Sex F/M	Age year	Wght g	Lngt mm	Mean Weight g	Dry %	Fat %	Cd ppm w.wt	Cu ppm w.wt	Pb ppm w.wt	Zn ppm w.wt	CB28 ppb w.wt	CB52 ppb w.wt	CB101 ppb w.wt	CB105 ppb w.wt	CB118 ppb w.wt	CB138 ppb w.wt	CB153 ppb w.wt	CB156 ppb w.wt	CB180 ppb w.wt	CB209 ppb w.wt	CB_Σ7 ppb w.wt	CB_ΣΣ ppb w.wt	DDEPP ppb w.wt	TDEPP ppb w.wt	DD_Σn ppb w.wt
01/ 1	M	3.0	643.8	370.0	23.2	56.30	44.00	0.014	9.300	<.030	23.30	22.00	62.00	102.00	77.00	186.00	180.00	233.00	15.00	52.00	<3.00	837.0	<932.0	69.00	18.00	87.00
02/ 1	F	3.0	584.2	390.0	19.1	59.70	48.00	0.026	7.300	0.040	20.70	17.00	40.00	83.00	89.00	239.00	177.00	298.00	20.00	89.00	<3.00	943.0	<1055.0	73.00	14.00	87.00
03/ 1		3.0	661.3	400.0	30.3	72.40	60.00	0.009	10.600	<.030	20.60	40.00	51.00	88.00	91.00	227.00	220.00	302.00	20.00	67.00	<3.00	995.0	<1109.0	75.00	15.00	90.00
04/ 1	F	3.0	602.9	410.0	14.7	59.90	48.00	0.051	16.400	0.030	29.20	71.00	161.00	301.00	215.00	553.00	557.00	714.00	42.00	155.00	<3.00	2512.0	<2772.0	214.00	39.00	253.00
05/ 1	F	3.0	732.7	430.0	10.7	74.60	63.00	0.080	12.500	0.190	29.30	76.00	89.00	311.00	179.00	514.00	833.00	1128.00	77.00	412.00	8.00	3363.0	3627.0	209.00	30.00	239.00
06/ 1	M	4.0	922.0	430.0	40.9	50.90	38.00	0.170	9.700	0.200	19.50	19.00	93.00	223.00	265.00	667.00	821.00	1206.00	83.00	417.00	8.00	3446.0	3802.0	191.00	27.00	218.00
07/ 1	F	4.0	828.7	435.0	21.8	79.30	71.00	0.080	5.200	0.140	21.50	26.00	116.00	312.00	229.00	609.00	865.00	1116.00	75.00	383.00	7.00	3427.0	3738.0	294.00	49.00	343.00
08/ 1	F	4.0	755.7	440.0	15.5	65.50	57.00	0.133	11.100	0.270	27.60	16.00	67.00	188.00	158.00	535.00	780.00	1259.00	80.00	471.00	10.00	3316.0	3564.0	279.00	37.00	316.00
09/ 1	F	4.0	882.6	440.0	7.8	66.60	60.00	0.082	8.100	0.260	37.00	8.00	48.00	201.00	127.00	356.00	600.00	865.00	60.00	336.00	7.00	2434.0	2628.0	150.00	20.00	170.00
10/ 1	F	5.0	985.0	440.0	50.3	67.00	57.00	0.037	12.400	0.060	24.80	21.00	72.00	129.00	144.00	294.00	388.00	452.00	37.00	160.00	5.00	1516.0	1702.0	99.00	30.00	129.00
11/ 1	M	5.0	873.0	450.0	18.6	65.80	58.00	0.284	4.800	0.150	19.40	22.00	100.00	338.00	219.00	604.00	874.00	1321.00	94.00	503.00	8.00	3762.0	4083.0	230.00	32.00	262.00
12/ 1	M	3.0	821.3	460.0	9.8	70.10	63.00	0.188	4.600	0.260	29.10	15.00	87.00	288.00	156.00	407.00	608.00	869.00	65.00	337.00	7.00	2611.0	2839.0	201.00	28.00	229.00
13/ 1	F	4.0	941.5	460.0	17.9	51.60	38.00	0.155	3.600	0.130	26.10	19.00	139.00	513.00	157.00	438.00	1033.00	1528.00	78.00	412.00	7.00	4082.0	4324.0	458.00	114.00	572.00
14/ 1	F	3.0	1159.3	470.0	63.3	63.30	54.00	0.003	8.100	0.030	17.80	24.00	56.00	111.00	103.00	244.00	216.00	297.00	21.00	69.00	<3.00	1017.0	<1144.0	71.00	13.00	84.00
15/ 1	F	5.0	1007.1	475.0	23.8	45.60	31.00	0.036	5.100	0.120	20.40	15.00	78.00	263.00	162.00	434.00	611.00	894.00	63.00	326.00	4.00	2621.0	2850.0	133.00	20.00	153.00
16/ 1	M	5.0	899.4	480.0	11.7	62.10	53.00	0.126	7.700	0.450	38.30	23.00	108.00	370.00	315.00	876.00	1370.00	1822.00	116.00	583.00	11.00	5152.0	5594.0	350.00	48.00	398.00
17/ 1	M	3.0	1202.4	500.0	47.4	33.00	16.00	0.014	16.200	0.040	17.90	9.00	21.00	39.00	24.00	62.00	72.00	96.00	7.00	21.00	<3.00	320.0	<354.0	46.00	10.00	56.00
18/ 1	M	4.0	1221.4	500.0	60.0	54.20	38.00	0.063	4.200	0.080	19.40	21.00	45.00	119.00	173.00	464.00	451.00	538.00	33.00	130.00	<3.00	1768.0	<1977.0	138.00	24.00	162.00
19/ 1		5.0	1244.6	500.0	18.7	65.20	56.00	0.082	5.900	0.070	25.90	9.00	80.00	380.00	159.00	456.00	884.00	1269.00	94.00	560.00	9.00	3638.0	3900.0	129.00	12.00	141.00
20/ 1	F	3.0	1381.0	510.0	75.3	48.70	34.00	0.018	11.600	0.050	26.50	35.00	117.00	226.00	152.00	371.00	436.00	492.00	36.00	136.00	<3.00	1813.0	<2004.0	165.00	35.00	200.00
21/ 1	M	4.0	1324.7	520.0	39.3	53.50	42.00	0.063	7.600	0.770	19.70	40.00	219.00	586.00	327.00	884.00	1184.00	1443.00	103.00	469.00	11.00	4825.0	5266.0	543.00	117.00	660.00
22/ 1	F	3.0	1481.4	550.0	38.4	47.40	33.00	0.022	9.600	0.030	28.20	35.00	134.00	368.00	262.00	655.00	686.00	878.00	56.00	218.00	3.00	2974.0	3295.0	260.00	32.00	292.00
23/ 1	F	5.0	1556.9	570.0	113.8	49.70	34.00	0.023	3.600	0.180	13.10	47.00	218.00	441.00	227.00	579.00	679.00	759.00	55.00	191.00	<3.00	2914.0	<3199.0	345.00	71.00	416.00
24/ 1	F	5.0	1831.5	590.0	24.5	63.70	54.00	0.127	9.600	0.290	32.60	32.00	209.00	686.00	385.00	1067.00	1320.00	1816.00	118.00	567.00	12.00	5697.0	6212.0	571.00	105.00	676.00
25/ 1	F	6.0	2475.6	630.0	89.8	44.10	27.00	0.071	7.500	<.030	24.90	18.00	76.00	267.00	192.00	520.00	667.00	1079.00	76.00	397.00	5.00	3024.0	3297.0	171.00	26.00	197.00
Mean		4.0	1080.8	474.0	35.5	58.81	47.08	0.078	8.492	<.157	24.51	27.20	99.44	277.32	183.48	489.64	660.48	907.76	60.96	298.44	<<5.96	2760.3	<<3010.7	218.56	38.64	257.20
Minim.		3.0	584.2	370.0	7.8	33.00	16.00	0.003	3.600	<.030	13.10	8.00	21.00	39.00	24.00	62.00	72.00	96.00	7.00	21.00	<3.00	320.0	<354.0	46.00	10.00	56.00
Maxim.		6.0	2475.6	630.0	113.8	79.30	71.00	0.284	16.400	0.770	38.30	76.00	219.00	686.00	385.00	1067.00	1370.00	1822.00	118.00	583.00	12.00	5697.0	6212.0	571.00	117.00	676.00
St.dev		0.9	432.4	63.1	27.1	10.88	13.53	0.068	3.577	~.168	6.08	17.20	54.77	162.56	83.51	231.99	350.60	490.44	31.92	180.61	~3.05	1393.5	~1501.0	143.49	30.83	172.87
Count		25	25	25	25	25	25	25	25	25	25	25	25	25	25	25	25	25	25	25	25	25	25	25	25	25

53

Tab.width cont'd **GADU MOR, LI, J26, 30B Oslo City area, 1994-1000.**

. Analytical Lab. =>					NIVA	NIVA	Σ(*)	NIVA	NIVA	NIVA
. Analysis Code. =>					340	340	!	340	340	340
Detection Limit =>					3.00	3.00	!	3.00	3.00	3.00
Samp/ Repl. no.	Sex F/M	Age year	Wght g	Lngt mm	HCHA ppb w.wt	HCHG ppb w.wt	HC_Σn ppb w.wt	HCB ppb w.wt	QCB ppb w.wt	OCS ppb w.wt
01/ 1	M	3.0	643.8	370.0	8.00	13.00	21.00	9.00	<3.00	<3.00
02/ 1	F	3.0	584.2	390.0	8.00	13.00	21.00	7.00	<3.00	<3.00
03/ 1		3.0	661.3	400.0	6.00	10.00	16.00	9.00	<3.00	<3.00
04/ 1	F	3.0	602.9	410.0	6.00	10.00	16.00	12.00	<3.00	<3.00
05/ 1	F	3.0	732.7	430.0	13.00	5.00	18.00	11.00	5.00	4.00
06/ 1	M	4.0	922.0	430.0	6.00	11.00	17.00	16.00	<3.00	6.00
07/ 1	F	4.0	828.7	435.0	5.00	10.00	15.00	16.00	<3.00	6.00
08/ 1	F	4.0	755.7	440.0	4.00	7.00	11.00	8.00	<3.00	6.00
09/ 1	F	4.0	882.6	440.0	<3.00	3.00	<6.00	4.00	<3.00	3.00
10/ 1	F	5.0	985.0	440.0	6.00	11.00	17.00	10.00	<3.00	<3.00
11/ 1	M	5.0	873.0	450.0	5.00	10.00	15.00	17.00	<3.00	5.00
12/ 1	M	3.0	821.3	460.0	3.00	5.00	8.00	8.00	<3.00	4.00
13/ 1	F	4.0	941.5	460.0	3.00	5.00	8.00	10.00	<3.00	4.00
14/ 1	F	3.0	1159.3	470.0	6.00	10.00	16.00	8.00	<3.00	<3.00
15/ 1	F	5.0	1007.1	475.0	4.00	7.00	11.00	11.00	<3.00	3.00
16/ 1	M	5.0	899.4	480.0	3.00	6.00	9.00	12.00	<3.00	8.00
17/ 1	M	3.0	1202.4	500.0	8.00	13.00	21.00	12.00	<3.00	<3.00
18/ 1	M	4.0	1221.4	500.0	6.00	10.00	16.00	13.00	<3.00	<3.00
19/ 1		5.0	1244.6	500.0	<3.00	<3.00	<3.00	5.00	<3.00	<3.00
20/ 1	F	3.0	1381.0	510.0	6.00	10.00	16.00	12.00	<3.00	3.00
21/ 1	M	4.0	1324.7	520.0	6.00	11.00	17.00	19.00	3.00	8.00
22/ 1	F	3.0	1481.4	550.0	4.00	7.00	11.00	10.00	<3.00	3.00
23/ 1	F	5.0	1556.9	570.0	7.00	12.00	19.00	21.00	3.00	5.00
24/ 1	F	5.0	1831.5	590.0	3.00	6.00	9.00	15.00	<3.00	10.00
25/ 1	F	6.0	2475.6	630.0	5.00	8.00	13.00	15.00	<3.00	4.00
Mean		4.0	1080.8	474.0	<5.48	<8.64	<14.00	11.60	<<3.08	<<4.36
Minim.		3.0	584.2	370.0	<3.00	<3.00	<3.00	4.00	<3.00	<3.00
Maxim.		6.0	2475.6	630.0	13.00	13.00	21.00	21.00	5.00	10.00
St.dev		0.9	432.4	63.1	~2.28	~3.05	~4.88	4.18	~0.40	~1.96
Count		25	25	25	25	25	25	25	25	25

Sample.No 01 : Skin with metacercariae of cf. Cryptocotyle lingua Bacterial fin rot Signs of mechanical damage (e.g., net wounds)
Sample.No 02 : Skin with metacercariae of cf. Cryptocotyle lingua Bacterial fin rot Muscle with signs of inner bleeding
Sample.No 03 : Skin with metacercariae of cf. Cryptocotyle lingua
Sample.No 04 : Skin with metacercariae of cf. Cryptocotyle lingua
Sample.No 06 : Skin with metacercariae of cf. Cryptocotyle lingua Signs of mechanical damage (e.g., net wounds)
Sample.No 07 : Skin with metacercariae of cf. Cryptocotyle lingua
Sample.No 09 : Muscle with signs of inner bleeding
Sample.No 10 : Skin with metacercariae of cf. Cryptocotyle lingua Signs of mechanical damage (e.g., net wounds)
Sample.No 11 : Skin with metacercariae of cf. Cryptocotyle lingua
Sample.No 14 : Skin with metacercariae of cf. Cryptocotyle lingua
Sample.No 15 : Muscle with signs of inner bleeding
Sample.No 16 : Skin with metacercariae of cf. Cryptocotyle lingua Skin with ulceration, lymphocytic areas and/or lesions Muscle with signs of inner bleeding
Sample.No 17 : Skin with metacercariae of cf. Cryptocotyle lingua
Sample.No 18 : Skin with metacercariae of cf. Cryptocotyle lingua Signs of mechanical damage (e.g., net wounds)
Sample.No 19 : Liver with signs of bleeding
Sample.No 20 : Skin with metacercariae of cf. Cryptocotyle lingua
Sample.No 22 : Skin with metacercariae of cf. Cryptocotyle lingua
Sample.No 23 : Skin with metacercariae of cf. Cryptocotyle lingua

Species : GADU MOR, Gadus morhua, GB: Cod, N: Torsk.
Sample.area: J26 Oslofjorden, Tissue : LIVER.
Locality : 30B Oslo City area, Latitude: 59°49.00N, Longitude: 10°33.00E.
Catch,date : 1995-1106, Count: 25, Sample type: Individual.

. Analytical Lab. =>							NIVA 312	NIVA 311	NIVA 312	NIVA 311	NIVA 340	NIVA 340	NIVA 340	NIVA 340	NIVA 340	NIVA 340	NIVA 340	NIVA 340	NIVA 340	NIVA 340	Σ(*)	Σ(*)	NIVA 340	NIVA 340	Σ(*)
. Analysis Code. =>																									
Detection Limit =>							0.050	0.010	0.030	1.00	3.00	3.00	3.00	3.00	3.00	3.00	3.00	3.00	3.00	3.00	!	!	4.00	3.00	!
Samp/ Repl. no.	Sex F/M	Age year	Wght g	Lngt mm	Mean Weight g	Dry %	Fat %	Cd ppm w.wt	Cu ppm w.wt	Pb ppm w.wt	Zn ppm w.wt	CB28 ppb w.wt	CB52 ppb w.wt	CB101 ppb w.wt	CB105 ppb w.wt	CB118 ppb w.wt	CB138 ppb w.wt	CB153 ppb w.wt	CB156 ppb w.wt	CB180 ppb w.wt	CB209 ppb w.wt	CB_Σ7 ppb w.wt	CB_ΣΣ ppb w.wt	DDEPP ppb w.wt	TDEPP ppb w.wt	DD_Σn ppb w.wt
01/ 1	F	3.0	708.1	400.0	24.1	48.40	31.90	0.097	8.200	0.340	22.50	10.00	15.00	58.00	92.00	244.00	375.00	467.00	28.00	140.00	<3.00	1309.0	<1432.0	101.00	35.00	136.00
02/ 1		3.0	723.6	425.0	8.0	34.70	15.90	0.086	6.200	0.490	32.70	6.00	26.00	142.00	163.00	437.00	567.00	833.00	54.00	252.00	3.00	2263.0	2483.0	123.00	30.00	153.00
03/ 1	F	4.0	775.8	430.0	24.2	61.80	49.80	0.144	3.700	0.200	21.20	21.00	80.00	241.00	179.00	447.00	563.00	716.00	50.00	202.00	6.00	2270.0	2505.0	218.00	107.00	325.00
04/ 1	F	3.0	845.2	440.0	42.2	73.00	65.70	0.032	3.700	0.480	12.90	18.00	64.00	197.00	123.00	314.00	444.00	564.00	40.00	168.00	6.00	1769.0	1938.0	183.00	100.00	283.00
05/ 1		4.0	820.7	440.0	48.3	65.30	51.70	0.016	2.000	0.100	12.80	13.00	52.00	166.00	111.00	301.00	392.00	535.00	40.00	147.00	3.00	1606.0	1760.0	150.00	53.00	203.00
06/ 1	F	3.0	917.1	440.0	15.4	43.60	28.10	0.089	5.000	0.360	25.80	12.00	59.00	205.00	157.00	420.00	618.00	807.00	55.00	265.00	4.00	2386.0	2602.0	197.00	72.00	269.00
07/ 1	F	3.0	816.2	440.0	9.9	33.60	13.70	0.077	5.400	0.110	27.60	5.00	34.00	172.00	120.00	314.00	453.00	649.00	46.00	200.00	3.00	1827.0	1996.0	131.00	26.00	157.00
08/ 1	M	3.0	1047.3	440.0	67.5	70.80	62.30	0.014	5.300	0.040	15.80	12.00	49.00	147.00	79.00	213.00	277.00	368.00	30.00	115.00	4.00	1181.0	1294.0	49.00	8.00	57.00
09/ 1	M	4.0	972.1	450.0	92.9	68.60	58.00	0.004	4.000	0.070	12.30	24.00	147.00	415.00	212.00	512.00	502.00	603.00	47.00	155.00	3.00	2358.0	2620.0	254.00	129.00	383.00
10/ 1	F	3.0	949.9	450.0	45.4	61.80	45.70	0.010	1.900	0.020	12.70	11.00	68.00	247.00	169.00	434.00	437.00	537.00	39.00	138.00	<3.00	1872.0	<2083.0	194.00	68.00	262.00
11/ 1	M	3.0	924.7	450.0	15.3	46.00	26.50	0.096	6.900	0.020	27.40	9.00	33.00	200.00	186.00	485.00	667.00	1040.00	71.00	354.00	5.00	2788.0	3050.0	119.00	21.00	140.00
12/ 1	M	3.0	1079.0	460.0	29.3	57.20	45.00	0.081	5.700	0.040	24.30	11.00	40.00	196.00	161.00	400.00	575.00	835.00	64.00	295.00	5.00	2352.0	2582.0	108.00	41.00	149.00
13/ 1	M	4.0	1111.3	475.0	44.5	58.30	45.20	0.038	4.200	0.280	15.80	17.00	91.00	308.00	199.00	521.00	744.00	884.00	80.00	291.00	8.00	2856.0	3143.0	124.00	15.00	139.00
14/ 1	M	3.0	818.6	475.0	18.5	52.30	38.60	0.059	10.300	1.470	27.50	19.00	69.00	399.00	500.00	1300.00	1880.00	2340.00	151.00	593.00	18.00	6600.0	7269.0	583.00	137.00	720.00
15/ 1	F	3.0	1070.7	475.0	42.4	73.40	64.70	0.032	5.900	0.150	17.30	17.00	88.00	241.00	139.00	358.00	461.00	595.00	42.00	174.00	5.00	1934.0	2120.0	202.00	41.00	243.00
16/ 1	F	3.0	1163.1	480.0	37.2	65.10	55.70	0.083	4.900	0.030	19.70	26.00	40.00	202.00	210.00	527.00	698.00	953.00	57.00	232.00	5.00	2678.0	2950.0	277.00	34.00	311.00
17/ 1	F	3.0	1177.7	485.0	53.8	60.90	48.10	0.049	4.900	0.280	15.30	13.00	65.00	207.00	129.00	332.00	505.00	619.00	47.00	202.00	6.00	1943.0	2125.0	215.00	73.00	288.00
18/ 1	F	4.0	1472.6	490.0	37.6	53.10	36.50	0.069	6.800	0.050	20.30	8.00	44.00	182.00	140.00	349.00	550.00	798.00	60.00	271.00	5.00	2202.0	2407.0	113.00	20.00	133.00
19/ 1	M	6.0	1477.3	530.0	49.4	67.50	59.00	0.020	1.600	0.100	22.50	25.00	241.00	1157.00	781.00	1984.00	2684.00	3268.00	244.00	852.00	10.00	10211.0	11246.0	987.00	209.00	1196.00
20/ 1	M	6.0	1556.6	530.0	55.9	71.50	63.50	0.060	5.100	0.290	16.90	34.00	123.00	381.00	290.00	760.00	1118.00	1365.00	93.00	413.00	11.00	4194.0	4588.0	395.00	115.00	510.00
21/ 1	F	6.0	1738.1	550.0	90.4	66.60	55.70	0.036	4.100	0.390	13.90	16.00	84.00	250.00	187.00	464.00	719.00	849.00	63.00	264.00	9.00	2646.0	2905.0	259.00	57.00	316.00
22/ 1	M	6.0	2041.1	570.0	160.6	76.60	70.40	0.042	4.000	0.030	11.50	21.00	98.00	237.00	128.00	322.00	429.00	557.00	41.00	164.00	3.00	1828.0	2000.0	191.00	51.00	242.00
23/ 1	F	6.0	1983.5	570.0	37.5	39.60	23.90	0.165	5.800	0.080	25.50	6.00	27.00	137.00	166.00	402.00	705.00	991.00	77.00	405.00	8.00	2673.0	2924.0	118.00	12.00	130.00
24/ 1	M	7.0	1847.6	600.0	58.2	65.90	55.30	0.025	6.000	0.070	22.50	33.00	159.00	469.00	343.00	873.00	1106.00	1424.00	103.00	393.00	6.00	4457.0	4909.0	459.00	117.00	576.00
25/ 1	M	6.0	4287.0	730.0	158.4	69.50	61.90	0.047	5.900	0.110	17.20	61.00	307.00	1056.00	589.00	1456.00	1898.00	2278.00	179.00	561.00	17.00	7617.0	8402.0	1282.00	236.00	1518.00
Mean		4.1	1293.0	489.0	50.7	59.40	46.91	0.059	5.100	0.224	19.76	17.92	84.12	304.48	222.12	566.76	774.68	995.00	72.04	289.84	<6.36	3032.8	<3333.3	281.28	72.28	353.56
Minim.		3.0	708.1	400.0	8.0	33.60	13.70	0.004	1.600	0.020	11.50	5.00	15.00	58.00	79.00	213.00	277.00	368.00	28.00	115.00	<3.00	1181.0	1294.0	49.00	8.00	57.00
Maxim.		7.0	4287.0	730.0	160.6	76.60	70.40	0.165	10.300	1.470	32.70	61.00	307.00	1157.00	781.00	1984.00	2684.00	3268.00	244.00	852.00	18.00	10211.0	11246.0	1282.00	236.00	1518.00
St.dev		1.4	740.7	71.9	39.3	12.41	16.15	0.040	1.908	0.299	5.91	11.95	68.26	259.84	166.73	420.86	571.24	684.03	50.42	172.40	~4.06	2131.3	~2350.5	286.57	59.49	341.39
Count		25	25	25	25	25	25	25	25	25	25	25	25	25	25	25	25	25	25	25	25	25	25	25	25	25

Tab.width cont'd GADU MOR, LI, J26, 30B Oslo City area, 1995-1106.

Samp/ Repl. no.	Sex F/M	Age year	Wght g	Lngt mm	HCHA ppb w.wt	HCHG ppb w.wt	HC_Σn ppb w.wt	HCB ppb w.wt	QCB ppb w.wt	OCS ppb w.wt
. Analytical Lab. =>					NIVA	NIVA	Σ(*)	NIVA	NIVA	NIVA
. Analysis Code. =>					340	340	!	340	340	340
Detection Limit =>					3.00	3.00	!	3.00	3.00	3.00
01/ 1	F	3.0	708.1	400.0	3.00	5.00	8.00	9.00	<3.00	<3.00
02/ 1		3.0	723.6	425.0	<3.00	<3.00	<3.00	3.00	<3.00	<3.00
03/ 1	F	4.0	775.8	430.0	5.00	8.00	13.00	15.00	<3.00	3.00
04/ 1	F	3.0	845.2	440.0	6.00	11.00	17.00	13.00	<3.00	3.00
05/ 1		4.0	820.7	440.0	4.00	8.00	12.00	12.00	<3.00	3.00
06/ 1	F	3.0	917.1	440.0	<3.00	5.00	<8.00	7.00	<3.00	<3.00
07/ 1	F	3.0	816.2	440.0	<3.00	<3.00	<3.00	3.00	<3.00	<3.00
08/ 1	M	3.0	1047.3	440.0	<3.00	6.00	<9.00	10.00	<3.00	<3.00
09/ 1	M	4.0	972.1	450.0	5.00	9.00	14.00	13.00	<3.00	<3.00
10/ 1	F	3.0	949.9	450.0	4.00	7.00	11.00	7.00	<3.00	3.00
11/ 1	M	3.0	924.7	450.0	<3.00	4.00	<7.00	6.00	<3.00	<3.00
12/ 1	M	3.0	1079.0	460.0	4.00	7.00	11.00	7.00	<3.00	<3.00
13/ 1	M	4.0	1111.3	475.0	<3.00	4.00	<7.00	11.00	<3.00	5.00
14/ 1	M	3.0	818.6	475.0	3.00	6.00	9.00	10.00	<3.00	6.00
15/ 1	F	3.0	1070.7	475.0	6.00	10.00	16.00	15.00	3.00	4.00
16/ 1	F	3.0	1163.1	480.0	6.00	10.00	16.00	17.00	3.00	<3.00
17/ 1	F	3.0	1177.7	485.0	4.00	7.00	11.00	11.00	<3.00	3.00
18/ 1	F	4.0	1472.6	490.0	3.00	5.00	8.00	6.00	<3.00	<3.00
19/ 1	M	6.0	1477.3	530.0	5.00	9.00	14.00	16.00	<3.00	15.00
20/ 1	M	6.0	1556.6	530.0	5.00	9.00	14.00	16.00	<3.00	10.00
21/ 1	F	6.0	1738.1	550.0	5.00	8.00	13.00	12.00	<3.00	4.00
22/ 1	M	6.0	2041.1	570.0	6.00	10.00	16.00	14.00	<3.00	<3.00
23/ 1	F	6.0	1983.5	570.0	<3.00	3.00	<6.00	4.00	<3.00	<3.00
24/ 1	M	7.0	1847.6	600.0	4.00	7.00	11.00	14.00	<3.00	5.00
25/ 1	M	6.0	4287.0	730.0	5.00	9.00	14.00	29.00	5.00	28.00
Mean		4.1	1293.0	489.0	<<4.16	<6.92	<<10.84	11.20	<<3.08	<<5.12
Minim.		3.0	708.1	400.0	<3.00	<3.00	<3.00	3.00	<3.00	<3.00
Maxim.		7.0	4287.0	730.0	6.00	11.00	17.00	29.00	5.00	28.00
St.dev		1.4	740.7	71.9	~1.14	~2.43	~3.95	5.59	~0.40	~5.49
Count		25	25	25	25	25	25	25	25	25

Sample.No 01 : Skin with metacercariae of cf. Cryptocotyle lingua Muscle with signs of inner bleeding
Sample.No 02 : Liver with signs of bleeding
Sample.No 03 : Muscle with signs of inner bleeding
Sample.No 04 : Muscle with signs of inner bleeding
Sample.No 05 : Skin with metacercariae of cf. Cryptocotyle lingua Muscle with signs of inner bleeding
Sample.No 06 : Muscle with signs of inner bleeding
Sample.No 07 : Skin with metacercariae of cf. Cryptocotyle lingua Muscle with signs of inner bleeding
Sample.No 08 : Muscle with signs of inner bleeding
Sample.No 09 : Skin with metacercariae of cf. Cryptocotyle lingua Muscle with signs of inner bleeding
Sample.No 10 : Skin with metacercariae of cf. Cryptocotyle lingua Muscle with signs of inner bleeding Liver and/or intestinal guts with larvae of Anisakis simplex
Sample.No 11 : Muscle with signs of inner bleeding
Sample.No 12 : Muscle with signs of inner bleeding
Sample.No 13 : Muscle with signs of inner bleeding
Sample.No 14 : Skin with metacercariae of cf. Cryptocotyle lingua Muscle with signs of inner bleeding
Sample.No 15 : Muscle with signs of inner bleeding
Sample.No 16 : Skin with metacercariae of cf. Cryptocotyle lingua Muscle with signs of inner bleeding
Sample.No 17 : Skin with metacercariae of cf. Cryptocotyle lingua Muscle with signs of inner bleeding
Sample.No 18 : Muscle with signs of inner bleeding
Sample.No 19 : Skin with metacercariae of cf. Cryptocotyle lingua Muscle with signs of inner bleeding
Sample.No 20 : Muscle with signs of inner bleeding
Sample.No 21 : Muscle with signs of inner bleeding Liver and/or intestinal guts with larvae of Anisakis simplex
Sample.No 22 : Skin with metacercariae of cf. Cryptocotyle lingua Liver and/or intestinal guts with larvae of Anisakis simplex
Sample.No 23 : Skin with metacercariae of cf. Cryptocotyle lingua Muscle with signs of inner bleeding
Sample.No 24 : Skin with metacercariae of cf. Cryptocotyle lingua Muscle with signs of inner bleeding
Sample.No 25 : Muscle with signs of inner bleeding Liver with signs of bleeding

Species : GADU MOR, Gadus morhua, GB: Cod, N: Torsk.
Sample.area: J26 Oslofjorden, Tissue : LIVER.
Locality : 30B Oslo City area, Latitude: 59°48.50N, Longitude: 10°32.50E.
Catch,date : 1997-0115, Count: 10, Sample type: Individual.
Comment : Slemmestad-Mæsene, 100m, trawl

. Analytical Lab. ⇒						NIVA	NIVA	NIVA	NIVA	NIVA	NIVA	NIVA	NIVA	NIVA	NIVA	NIVA	NIVA	NIVA	NIVA	NIVA	Σ(*)	Σ(*)	NIVA	NIVA	Σ(*)
. Analysis Code. ⇒						312	311	312	311	340	340	340	340	340	340	340	340	340	340	340	!	!	340	340	!
Detection Limit ⇒						0.050	0.010	0.030	1.00	3.00	3.00	3.00	3.00	3.00	3.00	3.00	3.00	3.00	3.00	3.00	!	!	4.00	3.00	!
Samp/ Repl. no.	Sex F/M	Age year	Wght g	Lngt mm	Mean Weight g	Dry %	Fat %	Cd ppm w.wt	Cu ppm w.wt	Pb ppm w.wt	Zn ppm w.wt	CB28 ppb w.wt	CB52 ppb w.wt	CB101 ppb w.wt	CB105 ppb w.wt	CB118 ppb w.wt	CB138 ppb w.wt	CB153 ppb w.wt	CB156 ppb w.wt	CB180 ppb w.wt	CB209 ppb w.wt	CB Σ7 ppb w.wt	CB ΣΣ ppb w.wt	DDEPP ppb w.wt	TDEPP ppb w.wt	DD Σn ppb w.wt
01/ 1	F	3.0	558.0	380.0	27.6	62.30	53.50	0.057	2.630	<.030	18.50	17.00	72.00	187.00	110.00	259.00	376.00	468.00	37.00	124.00	3.00	1503.0	1653.0	164.00	93.00	257.00
02/ 1	F	3.0	628.0	390.0	9.5	48.10	32.50	0.033	4.820	0.200	24.70	12.00	73.00	380.00	266.00	532.00	795.00	1103.00	107.00	393.00	7.00	3288.0	3668.0	411.00	116.00	527.00
03/ 1	F	3.5	628.0	410.0	17.3	56.30	45.50	0.012	4.080	0.250	21.60	12.00	66.00	274.00	201.00	470.00	592.00	809.00	72.00	239.00	3.00	2462.0	2738.0	220.00	84.00	304.00
04/ 1	F	4.0	799.0	420.0	21.1	63.20	51.60	0.021	5.150	<.030	25.20	36.00	159.00	450.00	291.00	661.00	638.00	779.00	65.00	188.00	3.00	2911.0	3270.0	266.00	136.00	402.00
05/ 1	M	4.0	731.0	425.0	23.9	66.70	63.50	0.017	2.330	0.070	15.00	36.00	169.00	516.00	264.00	619.00	744.00	956.00	79.00	234.00	3.00	3274.0	3620.0	352.00	175.00	527.00
06/ 1	F	4.0	934.0	460.0	26.6	56.00	44.90	0.067	4.440	0.930	25.50	28.00	50.00	124.00	227.00	545.00	741.00	812.00	64.00	221.00	5.00	2521.0	2817.0	243.00	120.00	363.00
07/ 1	M	4.0	1366.0	470.0	46.9	65.50	58.40	0.026	2.930	0.240	16.90	26.00	139.00	428.00	228.00	554.00	735.00	946.00	81.00	261.00	8.00	3089.0	3406.0	403.00	245.00	648.00
08/ 1	M	4.0	1121.0	495.0	52.8	80.40	73.70	0.006	3.770	<.030	11.30	37.00	160.00	343.00	171.00	377.00	439.00	540.00	46.00	129.00	2.00	2025.0	2244.0	260.00	184.00	444.00
09/ 1	F	6.0	1381.0	505.0	68.8	66.70	58.20	0.108	3.360	0.270	16.30	41.00	162.00	340.00	213.00	479.00	674.00	746.00	60.00	181.00	4.00	2623.0	2900.0	311.00	158.00	469.00
10/ 1	F	4.5	2086.0	580.0	72.7	45.70	28.50	0.043	6.030	<.030	20.70	9.00	31.00	137.00	97.00	249.00	465.00	670.00	53.00	222.00	5.00	1783.0	1938.0	174.00	71.00	245.00
Mean		4.0	1023.2	453.5	36.7	61.09	51.03	0.039	3.954	<<.208	19.57	25.40	108.10	317.90	206.80	474.50	619.90	782.90	66.40	219.20	4.30	2547.9	2825.4	280.40	138.20	418.60
Minim.		3.0	558.0	380.0	9.5	45.70	28.50	0.006	2.330	<.030	11.30	9.00	31.00	124.00	97.00	249.00	376.00	468.00	37.00	124.00	2.00	1503.0	1653.0	164.00	71.00	245.00
Maxim.		6.0	2086.0	580.0	72.7	80.40	73.70	0.108	6.030	0.930	25.50	41.00	169.00	516.00	291.00	661.00	795.00	1103.00	107.00	393.00	8.00	3288.0	3668.0	411.00	245.00	648.00
St.dev		0.8	478.1	61.4	22.1	10.09	13.75	0.031	1.182	¯.274	4.79	12.06	54.24	134.65	64.55	140.28	146.90	192.31	19.89	76.16	1.95	620.4	698.4	87.36	53.31	129.98
Count		10	10	10	10	10	10	10	10	10	10	10	10	10	10	10	10	10	10	10	10	10	10	10	10	10

s/q(4) ! Suspect value(s)
i (1) ! Suspect or ambiguous basis-value(s) ignored in statistics.

Tab.width cont'd GADU MOR, LI, J26, 30B Oslo City area, 1997-0115.

. Analytical Lab. ⇒					NIVA	NIVA	Σ(*)	NIVA	NIVA	NIVA
. Analysis Code. ⇒					340	340	!	340	340	340
Detection Limit ⇒					3.00	3.00	!	3.00	3.00	3.00
Samp/ Repl. no.	Sex F/M	Age year	Wght g	Lngt mm	HCHA ppb w.wt	HCHG ppb w.wt	HC Σn ppb w.wt	HCB ppb w.wt	QCB ppb w.wt	OCS ppb w.wt
01/ 1	F	3.0	558.0	380.0	4.00	8.00	12.00	10.00	<2.00	2.00
02/ 1	F	3.0	628.0	390.0	3.00	6.00	9.00	7.00	<2.00	6.00
03/ 1	F	3.5	628.0	410.0	4.00	7.00	11.00	7.00	<2.00	≤2.00
04/ 1	F	4.0	799.0	420.0	4.00	7.00	11.00	9.00	<2.00	≤3.00
05/ 1	M	4.0	731.0	425.0	5.00	9.00	14.00	10.00	2.00	≤4.00
06/ 1	F	4.0	934.0	460.0	4.00	9.00	13.00	10.00	<2.00	3.00
07/ 1	M	4.0	1366.0	470.0	5.00	9.00	14.00	15.00	2.00	7.00
08/ 1	M	4.0	1121.0	495.0	6.00	11.00	17.00	17.00	2.00	<2.00
09/ 1	F	6.0	1381.0	505.0	5.00	8.00	13.00	15.00	2.00	≤5.00
10/ 1	F	4.5	2086.0	580.0	2.00	5.00	7.00	5.00	<2.00	3.00
Mean		4.0	1023.2	453.5	4.20	7.90	12.10	10.50	<<2.00	<3.83
Minim.		3.0	558.0	380.0	2.00	5.00	7.00	5.00	<2.00	<2.00
Maxim.		6.0	2086.0	580.0	6.00	11.00	17.00	17.00	<2.00	7.00
St.dev		0.8	478.1	61.4	1.14	1.73	2.81	3.95	¯0.00	¯2.14
Count		10	10	10	10	10	10	10	10	i6

Sample.No 01 : Muscle with signs of inner bleeding
Sample.No 02 : Skin with metacercariae of cf. Cryptocotyle lingua Muscle with signs of inner bleeding
Sample.No 03 : Skin with metacercariae of cf. Cryptocotyle lingua Muscle with signs of inner bleeding
Sample.No 04 : Skin with metacercariae of cf. Cryptocotyle lingua Muscle with signs of inner bleeding
Sample.No 05 : Muscle with signs of inner bleeding
Sample.No 06 : Skin with metacercariae of cf. Cryptocotyle lingua Muscle with signs of inner bleeding
Sample.No 07 : Muscle with signs of inner bleeding
Sample.No 08 : Muscle with signs of inner bleeding
Sample.No 09 : Skin with metacercariae of cf. Cryptocotyle lingua Muscle with signs of inner bleeding
Sample.No 10 : Skin with metacercariae of cf. Cryptocotyle lingua Muscle with signs of inner bleeding

57

Species : GADU MOR, Gadus morhua, GB: Cod, N: Torsk.
Sample.area: J26 Oslofjorden, Tissue : LIVER.
Locality : 30B Oslo City area, Latitude: 59°42.80N, Longitude: 10°34.70E.
Catch,date : 1997-0116, Count: 10, Sample type: Individual.
Comment : Håøya, north, 120-140m, trawl

. Analytical Lab. => / . Analysis Code. => / Detection Limit => / Samp/ Repl. no.	Sex F/M	Age year	Wght g	Lngt mm	Mean Weight g	Dry %	Fat %	NIVA 312 0.050 Cd ppm w.wt	NIVA 311 0.010 Cu ppm w.wt	NIVA 312 0.030 Pb ppm w.wt	NIVA 311 1.00 Zn ppm w.wt	NIVA 340 3.00 CB28 ppb w.wt	NIVA 340 3.00 CB52 ppb w.wt	NIVA 340 3.00 CB101 ppb w.wt	NIVA 340 3.00 CB105 ppb w.wt	NIVA 340 3.00 CB118 ppb w.wt	NIVA 340 3.00 CB138 ppb w.wt	NIVA 340 3.00 CB153 ppb w.wt	NIVA 340 3.00 CB156 ppb w.wt	NIVA 340 3.00 CB180 ppb w.wt	NIVA 340 3.00 CB209 ppb w.wt	Σ(*) ! ! CB Σ7 ppb w.wt	Σ(*) ! ! CB ΣΣ ppb w.wt	NIVA 340 4.00 DDEPP ppb w.wt	NIVA 340 3.00 TDEPP ppb w.wt	Σ(*) ! ! DD Σn ppb w.wt
01/ 1	M	3.5	716.0	390.0	6.8	22.20	2.80	0.360	4.330	0.140	40.00	<2.00	3.00	31.00	32.00	72.00	124.00	184.00	17.00	63.00	<2.00	<479.0	<528.0	29.00	7.00	36.00
02/ 1	M	4.0	625.0	410.0	23.7	81.10	66.40	0.028	4.430	0.100	18.80	49.00	179.00	538.00	283.00	628.00	961.00	1169.00	97.00	274.00	4.00	3798.0	4182.0	364.00	231.00	595.00
03/ 1	M	3.5	827.0	435.0	24.8	67.90	57.30	0.080	4.470	0.050	20.40	20.00	80.00	223.00	179.00	413.00	589.00	766.00	65.00	218.00	3.00	2309.0	2556.0	202.00	111.00	313.00
04/ 1	M	5.0	1148.0	485.0	36.4	70.00	60.90	0.044	13.300	0.270	25.00	29.00	139.00	421.00	269.00	616.00	896.00	1280.00	106.00	386.00	7.00	3767.0	4149.0	293.00	178.00	471.00
05/ 1	F	4.5	1163.0	485.0	33.0	65.50	53.60	0.066	3.130	0.060	20.20	17.00	89.00	307.00	230.00	542.00	866.00	1150.00	98.00	373.00	6.00	3344.0	3678.0	279.00	134.00	413.00
06/ 1	M	5.0	1440.0	500.0	38.1	65.50	53.80	0.185	7.740	0.100	20.10	18.00	95.00	303.00	217.00	518.00	834.00	1099.00	89.00	344.00	8.00	3211.0	3525.0	325.00	148.00	473.00
07/ 1	F	5.0	1172.0	505.0	25.9	59.30	45.80	0.046	9.900	0.240	25.00	37.00	200.00	600.00	318.00	578.00	687.00	895.00	89.00	255.00	3.00	3252.0	3662.0	533.00	292.00	825.00
08/ 1	F	6.0	2477.0	640.0	29.8	50.70	33.40	0.077	13.800	0.100	34.00	12.00	68.00	375.00	253.00	507.00	894.00	1355.00	144.00	425.00	17.00	3636.0	4050.0	519.00	130.00	649.00
09/ 1	F	5.0	3175.0	640.0	99.4	52.20	37.60	0.054	6.380	<.030	26.10	15.00	54.00	221.00	195.00	476.00	756.00	1140.00	96.00	391.00	8.00	3053.0	3352.0	219.00	91.00	310.00
10/ 1	M	8.0	4828.0	780.0	51.0	39.40	23.30	0.332	13.800	0.040	36.20	13.00	70.00	505.00	406.00	842.00	1517.00	2217.00	205.00	589.00	30.00	5753.0	6394.0	511.00	203.00	714.00
Mean		5.0	1757.1	527.0	36.9	57.38	43.49	0.127	8.128	<.113	26.58	<21.20	97.70	352.40	238.20	519.20	812.40	1125.50	100.60	331.80	<8.80	<3260.2	<3607.6	327.40	152.50	479.90
Minim.		3.5	625.0	390.0	6.8	22.20	2.80	0.028	3.130	<.030	18.80	<2.00	3.00	31.00	32.00	72.00	124.00	184.00	17.00	63.00	<2.00	<479.0	<528.0	29.00	7.00	36.00
Maxim.		8.0	4828.0	780.0	99.4	81.10	66.40	0.360	13.800	0.270	40.00	49.00	200.00	600.00	406.00	842.00	1517.00	2217.00	205.00	589.00	30.00	5753.0	6394.0	533.00	292.00	825.00
St.dev		1.3	1348.1	122.6	24.8	17.00	19.53	0.123	4.267	~.082	7.56	~13.63	59.35	171.94	97.81	195.13	346.13	509.91	48.74	140.46	~8.60	~1316.3	~1462.6	161.27	79.14	229.52
Count		10	10	10	10	10	10	10	10	10	10	10	10	10	10	10	10	10	10	10	10	10	10	10	10	10

s/q(4) ! Suspect value(s)
i (1) ! Suspect or ambiguous basis-value(s) ignored in statistics.

Tab.width cont'd GADU MOR, LI, J26, 30B Oslo City area, 1997-0116.

. Analytical Lab. => / . Analysis Code. => / Detection Limit => / Samp/ Repl. no.	Sex F/M	Age year	Wght g	Lngt mm	NIVA 340 3.00 HCHA ppb w.wt	NIVA 340 3.00 HCHG ppb w.wt	Σ(*) ! ! HC Σn ppb w.wt	NIVA 340 3.00 HCB ppb w.wt	NIVA 340 3.00 QCB ppb w.wt	NIVA 340 3.00 OCS ppb w.wt
01/ 1	M	3.5	716.0	390.0	<2.00	<2.00	<2.00	<2.00	<2.00	<2.00
02/ 1	M	4.0	625.0	410.0	6.00	15.00	21.00	9.00	2.00	s5.00
03/ 1	M	3.5	827.0	435.0	6.00	13.00	19.00	15.00	<2.00	<2.00
04/ 1	M	5.0	1148.0	485.0	6.00	15.00	21.00	16.00	2.00	s3.00
05/ 1	F	4.5	1163.0	485.0	5.00	22.00	27.00	12.00	<2.00	4.00
06/ 1	M	5.0	1440.0	500.0	5.00	12.00	17.00	10.00	<2.00	s2.00
07/ 1	F	5.0	1172.0	505.0	4.00	14.00	18.00	16.00	<2.00	s6.00
08/ 1	F	6.0	2477.0	640.0	3.00	12.00	15.00	5.00	<2.00	8.00
09/ 1	F	5.0	3175.0	640.0	4.00	9.00	13.00	8.00	<2.00	2.00
10/ 1	M	8.0	4828.0	780.0	2.00	5.00	7.00	6.00	<2.00	8.00
Mean		5.0	1757.1	527.0	<4.30	<11.90	<16.00	<9.90	<<2.00	<<4.33
Minim.		3.5	625.0	390.0	<2.00	<2.00	<2.00	<2.00	<2.00	<2.00
Maxim.		8.0	4828.0	780.0	6.00	22.00	27.00	16.00	<2.00	8.00
St.dev		1.3	1348.1	122.6	~1.57	~5.59	~7.24	~4.84	~0.00	~2.94
Count		10	10	10	10	10	10	10	10	16

Sample.No 01 : Muscle with signs of inner bleeding
Sample.No 02 : Skin with metacercariae of cf. Cryptocotyle lingua
Sample.No 03 : Muscle with signs of inner bleeding
Sample.No 04 : Muscle with signs of inner bleeding
Sample.No 05 : Muscle with signs of inner bleeding
Sample.No 06 : Muscle with signs of inner bleeding
Sample.No 07 : Muscle with signs of inner bleeding Skin with metacercariae of cf. Cryptocotyle lingua Liver with necrotic cysts or tumors
Sample.No 08 : Muscle with signs of inner bleeding
Sample.No 09 : Muscle with signs of inner bleeding
Sample.No 10 : Muscle with signs of inner bleeding

Species : GADU MOR, Gadus morhua, GB: Cod, N: Torsk.
Sample.area: J26 Oslofjorden, Tissue : LIVER.
Locality : 30B Oslo City area, Latitude: 59°47.00N, Longitude: 10°35.50E.
Catch,date : 1997-0118, Count: 10, Sample type: Individual.
Comment : Svestad, 60-90m, seine

. Analytical Lab. ⇒							NIVA	NIVA	NIVA	NIVA	NIVA	NIVA	NIVA	NIVA	NIVA	NIVA	NIVA	NIVA	NIVA	Σ(*)	Σ(*)	NIVA	NIVA	Σ(*)
. Analysis Code. ⇒							312	311	312	311	340	340	340	340	340	340	340	340	340	!	!	340	340	!
Detection Limit ⇒							0.050	0.010	0.030	1.00	3.00	3.00	3.00	3.00	3.00	3.00	3.00	3.00	3.00	!	!	4.00	3.00	!
Samp/ Repl. no.	Sex F/M	Age year	Wght g	Lngt mm	Mean Weight g	Dry %	Fat %	Cd ppm w.wt	Cu ppm w.wt	Pb ppm w.wt	Zn ppm w.wt	CB28 ppb w.wt	CB52 ppb w.wt	CB101 ppb w.wt	CB105 ppb w.wt	CB118 ppb w.wt	CB138 ppb w.wt	CB153 ppb w.wt	CB156 ppb w.wt	CB180 ppb w.wt	CB209 ppb w.wt	CB_Σ7 ppb w.wt	CB_ΣΣ ppb w.wt	DDEPP ppb w.wt	TDEPP ppb w.wt	DD_Σn ppb w.wt
01/ 1	F	4.0	979.0	480.0	28.9	50.90	37.00	0.288	3.660	0.170	28.80	25.00	44.00	125.00	213.00	413.00	629.00	801.00	75.00	232.00	11.00	2269.0	2568.0	281.00	142.00	423.00
02/ 1	M	4.0	1129.0	480.0	34.2	67.90	58.70	0.204	4.690	0.200	19.60	37.00	140.00	428.00	301.00	522.00	762.00	966.00	103.00	257.00	12.00	3112.0	3528.0	314.00	135.00	449.00
03/ 1	M	5.0	1396.0	500.0	44.2	74.50	68.00	0.131	3.850	<.030	14.40	33.00	140.00	446.00	305.00	538.00	759.00	1053.00	115.00	420.00	7.00	3389.0	3816.0	542.00	276.00	818.00
04/ 1	M	5.5	1406.0	510.0	42.1	63.60	61.30	0.063	5.180	<.030	18.80	24.00	96.00	345.00	240.00	440.00	610.00	851.00	91.00	333.00	6.00	2699.0	3036.0	330.00	180.00	510.00
05/ 1	M		1349.0	515.0	50.6	64.90	59.90	0.086	6.190	0.060	18.60	22.00	67.00	243.00	216.00	514.00	657.00	919.00	98.00	400.00	7.00	2822.0	3143.0	206.00	103.00	309.00
06/ 1	M	5.0	1523.0	545.0	47.2	58.50	48.30	0.144	8.390	0.050	24.50	16.00	54.00	220.00	225.00	407.00	658.00	914.00	103.00	302.00	8.00	2571.0	2907.0	242.00	129.00	371.00
07/ 1	F	5.0	1552.0	560.0	32.5	52.40	40.10	0.220	8.760	0.050	28.60	20.00	61.00	247.00	282.00	485.00	838.00	1188.00	132.00	471.00	12.00	3310.0	3736.0	246.00	138.00	384.00
08/ 1	F	5.0	1712.0	570.0	17.2	25.50	7.30	0.204	24.000	0.100	48.80	6.00	29.00	178.00	116.00	288.00	487.00	776.00	86.00	216.00	8.00	1980.0	2190.0	98.00	55.00	153.00
09/ 1	M	5.0	1983.0	610.0	75.2	70.70	62.30	0.272	2.720	<.030	22.00	17.00	86.00	209.00	179.00	434.00	637.00	823.00	68.00	265.00	5.00	2471.0	2723.0	201.00	103.00	304.00
10/ 1	F	6.0	2295.0	625.0	135.1	78.80	71.90	0.016	4.740	<.030	14.10	39.00	169.00	408.00	216.00	476.00	628.00	770.00	66.00	207.00	3.00	2697.0	2982.0	393.00	218.00	611.00
Mean		4.9	1532.4	539.5	50.7	60.77	51.48	0.163	7.218	<<.075	23.82	23.90	88.60	284.90	229.30	451.70	666.50	906.10	93.70	310.30	7.90	2732.0	3062.9	285.30	147.90	433.20
Minim.		4.0	979.0	480.0	17.2	25.50	7.30	0.016	2.720	<.030	14.10	6.00	29.00	125.00	116.00	288.00	487.00	770.00	66.00	207.00	3.00	1980.0	2190.0	98.00	55.00	153.00
Maxim.		6.0	2295.0	625.0	135.1	78.80	71.90	0.288	24.000	0.200	48.80	39.00	169.00	446.00	305.00	538.00	838.00	1188.00	132.00	471.00	12.00	3389.0	3816.0	542.00	276.00	818.00
St.dev		0.6	387.9	51.4	33.4	15.29	19.23	0.090	6.213	~.062	10.16	10.18	46.88	113.21	57.51	73.57	97.99	133.87	20.97	92.54	3.00	446.5	516.1	121.21	62.96	183.44
Count		9	10	10	10	10	10	10	10	10	10	10	10	10	10	10	10	10	10	10	10	10	10	10	10	10

Tab.width cont'd GADU MOR, LI, J26, 30B Oslo City area, 1997-0118.

. Analytical Lab. ⇒					NIVA	NIVA	Σ(*)	NIVA	NIVA	NIVA
. Analysis Code. ⇒					340	340	!	340	340	340
Detection Limit ⇒					3.00	3.00	!	3.00	3.00	3.00
Samp/ Repl. no.	Sex F/M	Age year	Wght g	Lngt mm	HCHA ppb w.wt	HCBG ppb w.wt	HC_Σn ppb w.wt	HCB ppb w.wt	QCB ppb w.wt	OCS ppb w.wt
01/ 1	F	4.0	979.0	480.0	4.00	14.00	18.00	11.00	<2.00	5.00
02/ 1	M	4.0	1129.0	480.0	9.00	27.00	36.00	16.00	<2.00	11.00
03/ 1	M	5.0	1396.0	500.0	9.00	26.00	35.00	19.00	<2.00	7.00
04/ 1	M	5.5	1406.0	510.0	8.00	24.00	32.00	16.00	<2.00	4.00
05/ 1	M		1349.0	515.0	9.00	26.00	35.00	14.00	<2.00	3.00
06/ 1	M	5.0	1523.0	545.0	7.00	21.00	28.00	12.00	<2.00	3.00
07/ 1	F	5.0	1552.0	560.0	7.00	19.00	26.00	11.00	<2.00	5.00
08/ 1	F	5.0	1712.0	570.0	<2.00	2.00	<4.00	2.00	<2.00	2.00
09/ 1	M	5.0	1983.0	610.0	5.00	9.00	14.00	13.00	<2.00	<2.00
10/ 1	F	6.0	2295.0	625.0	7.00	18.00	25.00	22.00	<2.00	<2.00
Mean		4.9	1532.4	539.5	<6.70	18.60	<25.30	13.60	<<2.00	<4.40
Minim.		4.0	979.0	480.0	<2.00	2.00	<4.00	2.00	<2.00	<2.00
Maxim.		6.0	2295.0	625.0	9.00	27.00	36.00	22.00	<2.00	11.00
St.dev		0.6	387.9	51.4	~2.36	8.19	~10.49	5.40	~0.00	~2.84
Count		9	10	10	10	10	10	10	10	10

Sample.No 01 : Muscle with signs of inner bleeding
Sample.No 02 : Skin with ulceration, lyephocytic areas and/or lesions Muscle with signs of inner bleeding
Sample.No 03 : Muscle with signs of inner bleeding
Sample.No 04 : Skin with metacercariae of cf. Cryptocotyle lingua Muscle with signs of inner bleeding
Sample.No 05 : Muscle with signs of inner bleeding
Sample.No 06 : Muscle with signs of inner bleeding
Sample.No 07 : Muscle with signs of inner bleeding
Sample.No 08 : Muscle with signs of inner bleeding
Sample.No 09 : Muscle with signs of inner bleeding
Sample.No 10 : Muscle with signs of inner bleeding

Species : GADU MOR, Gadus morhua, GB: Cod, N: Torsk.
Sample.area: J26 Oslofjorden, Tissue : LIVER.
Locality : 30B Oslo City area, Latitude: 59°48.50N, Longitude: 10°32.50E.
Catch,date : 1997-0122, Count: 10, Sample type: Individual.
Comment : Slemmestad-Måsene, 100m, trawl

. Analytical Lab. =>						NIVA	NIVA	NIVA	NIVA	NIVA	NIVA	NIVA	NIVA	NIVA	NIVA	NIVA	NIVA	NIVA	Σ(*)	Σ(*)	NIVA	NIVA	Σ(*)
. Analysis Code. =>						312	311	312	311	340	340	340	340	340	340	340	340	340	!	!	340	340	!
Detection Limit =>						0.050	0.010	0.030	1.00	3.00	3.00	3.00	3.00	3.00	3.00	3.00	3.00	3.00	!	!	4.00	3.00	!
Samp/ Repl. no.	Sex F/M	Age year	Wght g	Lngt mm	Mean Weight g	Dry %	Fat %	Cd ppm w.wt	Cu ppm w.wt	Pb ppm w.wt	Zn ppm w.wt	CB28 ppb w.wt	CB52 ppb w.wt	CB101 ppb w.wt	CB105 ppb w.wt	CB118 ppb w.wt	CB138 ppb w.wt	CB153 ppb w.wt	CB156 ppb w.wt	CB180 ppb w.wt	CB209 ppb w.wt	CB Σ7 ppb w.wt	CB ΣΣ ppb w.wt	DDEPP ppb w.wt	TDEPP ppb w.wt	DD Σn ppb w.wt
01/ 1	F	6.0	935.0	450.0	27.8	70.40	63.70	0.027	6.000	0.110	19.10	34.00	156.00	445.00	229.00	533.00	713.00	915.00	81.00	245.00	4.00	3041.0	3355.0	394.00	219.00	613.00
02/ 1	F	4.0	1003.0	455.0	11.1	70.00	64.10	0.032	7.140	0.060	18.80	22.00	103.00	296.00	206.00	462.00	574.00	701.00	55.00	171.00	2.00	2329.0	2592.0	328.00	148.00	476.00
03/ 1	M	4.0	902.0	455.0	13.6	36.40	23.90	0.039	2.200	0.860	29.40	10.00	36.00	223.00	160.00	327.00	443.00	610.00	61.00	221.00	3.00	1870.0	2094.0	230.00	81.00	311.00
04/ 1	F	4.0	1084.0	460.0	40.9	64.60	54.10	0.142	15.200	0.230	26.90	24.00	119.00	329.00	195.00	469.00	693.00	859.00	76.00	265.00	8.00	2758.0	3037.0	352.00	194.00	546.00
05/ 1	F	4.0	972.0	460.0	13.5	32.60	15.10	0.092	7.830	<.040	34.90	11.00	39.00	84.00	68.00	178.00	206.00	265.00	20.00	69.00	<2.00	852.0	<942.0	87.00	58.00	145.00
06/ 1	M	5.0	1078.0	480.0	29.9	61.20	49.50	0.263	7.360	0.280	28.30	27.00	109.00	362.00	308.00	778.00	1150.00	1630.00	113.00	457.00	12.00	4513.0	4946.0	429.00	205.00	634.00
07/ 1	F	6.0	1293.0	490.0	52.5	63.00	51.60	0.019	5.760	0.040	19.20	22.00	119.00	332.00	202.00	490.00	645.00	819.00	80.00	236.00	4.00	2663.0	2949.0	317.00	177.00	494.00
08/ 1		5.0	1058.0	495.0	37.6	63.90	55.20	0.027	3.460	0.090	14.00	33.00	126.00	329.00	187.00	434.00	562.00	713.00	59.00	183.00	4.00	2380.0	2630.0	305.00	190.00	495.00
09/ 1	F	5.0	1540.0	515.0	49.6	76.40	63.80	0.036	3.940	<.040	15.30	31.00	134.00	355.00	195.00	468.00	617.00	821.00	69.00	225.00	4.00	2651.0	2919.0	300.00	183.00	483.00
10/ 1	M	5.0	1476.0	530.0	26.4	50.70	38.30	0.027	7.650	<.040	28.30	27.00	130.00	489.00	260.00	652.00	683.00	976.00	98.00	338.00	6.00	3295.0	3659.0	419.00	191.00	610.00
Mean		4.8	1134.1	479.0	30.3	58.92	47.93	0.070	6.654	<<.179	23.42	24.10	107.10	324.40	201.00	479.10	628.60	830.90	71.20	241.00	<4.90	2635.2	<2912.3	316.10	164.60	480.70
Minim.		4.0	902.0	450.0	11.1	32.60	15.10	0.019	2.200	<.040	14.00	10.00	36.00	84.00	68.00	178.00	206.00	265.00	20.00	69.00	<2.00	852.0	<942.0	87.00	58.00	145.00
Maxim.		6.0	1540.0	530.0	52.5	76.40	64.10	0.263	15.200	0.860	34.90	34.00	156.00	489.00	308.00	778.00	1150.00	1630.00	113.00	457.00	12.00	4513.0	4946.0	429.00	219.00	634.00
St.dev		0.8	224.9	27.9	14.8	14.55	17.05	0.078	3.571	~.254	6.99	8.31	39.43	112.04	62.70	162.82	237.33	344.40	25.39	102.84	~3.07	946.7	~1035.0	100.62	53.66	150.51
Count		10	10	10	10	10	10	10	10	10	10	10	10	10	10	10	10	10	10	10	10	10	10	10	10	10

s/q(4) ! Suspect value(s)
i (1) ! Suspect or ambiguous basis-value(s) ignored in statistics.

Tab.width cont'd GADU MOR, LI, J26, 30B Oslo City area, 1997-0122.

. Analytical Lab. =>					NIVA	NIVA	Σ(*)	NIVA	NIVA	NIVA
. Analysis Code. =>					340	340	!	340	340	340
Detection Limit =>					3.00	3.00	!	3.00	3.00	3.00
Samp/ Repl. no.	Sex F/M	Age year	Wght g	Lngt mm	HCHA ppb w.wt	HCHG ppb w.wt	HC Σn ppb w.wt	HCB ppb w.wt	QCB ppb w.wt	OCS ppb w.wt
01/ 1	F	6.0	935.0	450.0	5.00	12.00	17.00	16.00	2.00	s5.00
02/ 1	F	4.0	1003.0	455.0	6.00	10.00	16.00	13.00	2.00	3.00
03/ 1	M	4.0	902.0	455.0	<2.00	2.00	<4.00	3.00	<2.00	3.00
04/ 1	F	4.0	1084.0	460.0	5.00	11.00	16.00	12.00	<2.00	4.00
05/ 1	F	4.0	972.0	460.0	2.00	4.00	6.00	4.00	<2.00	<2.00
06/ 1	M	5.0	1078.0	480.0	5.00	14.00	19.00	12.00	<2.00	6.00
07/ 1	F	6.0	1293.0	490.0	4.00	18.00	22.00	14.00	<2.00	s5.00
08/ 1		5.0	1058.0	495.0	5.00	11.00	16.00	16.00	2.00	s4.00
09/ 1	F	5.0	1540.0	515.0	6.00	18.00	24.00	15.00	2.00	s4.00
10/ 1	M	5.0	1476.0	530.0	3.00	11.00	14.00	12.00	<2.00	7.00
Mean		4.8	1134.1	479.0	<4.30	11.10	<15.40	11.70	<<2.00	<4.17
Minim.		4.0	902.0	450.0	<2.00	2.00	<4.00	3.00	<2.00	<2.00
Maxim.		6.0	1540.0	530.0	6.00	18.00	24.00	16.00	2.00	7.00
St.dev		0.8	224.9	27.9	~1.49	5.15	~6.28	4.60	~0.00	~1.94
Count		10	10	10	10	10	10	10	10	i6

Sample.No 01 : Muscle with signs of inner bleeding
Sample.No 02 : Skin with metacercariae of cf. Cryptocotyle lingua Muscle with signs of inner bleeding
Sample.No 04 : Muscle with signs of inner bleeding
Sample.No 05 : Skin with metacercariae of cf. Cryptocotyle lingua Muscle with signs of inner bleeding
Sample.No 06 : Skin with metacercariae of cf. Cryptocotyle lingua Liver and/or intestinal guts with larvae of Anisakis simplex Muscle with signs of inner bleeding
Sample.No 07 : Muscle with signs of inner bleeding
Sample.No 08 : Muscle with signs of inner bleeding
Sample.No 09 : Muscle with signs of inner bleeding
Sample.No 10 : Skin with metacercariae of cf. Cryptocotyle lingua Muscle with signs of inner bleeding

60

Species : GADU MOR, Gadus morhua, GB: Cod, N: Torsk.
Sample.area: J26 Oslofjorden, Tissue : LIVER.
Locality : 30B Oslo City area, Latitude: 59°48.50N, Longitude: 10°32.50E.
Catch,date : 1997-0203, Count: 10, Sample type: Individual.
Comment : Slemmestad-Mäsene, 100m, trawl

. Analytical Lab. ⇒																									
. Analysis Code. ⇒																									
Detection Limit ⇒																									
Samp/ Repl. no.	Sex F/M	Age year	Wght g	Lngt mm	Mean Weight g	Dry %	Fat %	NIVA 312 0.050 Cd ppm w.wt	NIVA 311 0.010 Cu ppm w.wt	NIVA 312 0.030 Pb ppm w.wt	NIVA 311 1.00 Zn ppm w.wt	NIVA 340 3.00 CB28 ppb w.wt	NIVA 340 3.00 CB52 ppb w.wt	NIVA 340 3.00 CB101 ppb w.wt	NIVA 340 3.00 CB105 ppb w.wt	NIVA 340 3.00 CB118 ppb w.wt	NIVA 340 3.00 CB138 ppb w.wt	NIVA 340 3.00 CB153 ppb w.wt	NIVA 340 3.00 CB156 ppb w.wt	NIVA 340 3.00 CB180 ppb w.wt	NIVA 340 3.00 CB209 ppb w.wt	Σ(*) ! ! CB_Σ7 ppb w.wt	Σ(*) ! ! CB_ΣΣ ppb w.wt	NIVA 340 4.00 DDEPP ppb w.wt	NIVA 340 0.05 DDTPP ppb w.wt	NIVA 340 3.00 TDEPP ppb w.wt
01/ 1	M	4.0	534.0	380.0	21.3	84.60	60.50	0.038	2.040	0.110	13.20	20.00	86.00	250.00	151.00	361.00	607.00	790.00	53.00	208.00	4.00	2322.0	2530.0	145.00	.	49.00
02/ 1	F	3.0	589.0	400.0	15.3	65.90	52.50	0.056	8.930	0.130	24.90	22.00	120.00	385.00	234.00	569.00	862.00	1160.00	90.00	300.00	7.00	3418.0	3749.0	368.00	.	156.00
03/ 1	F	3.5	910.0	430.0	37.6	55.80	45.30	0.021	6.030	<.030	25.30	19.00	84.00	231.00	140.00	317.00	488.00	620.00	55.00	190.00	6.00	1949.0	2150.0	185.00	.	95.00
04/ 1	M	4.0	897.0	460.0	17.0	52.90	51.00	0.227	11.000	0.560	26.50	40.00	170.00	641.00	352.00	891.00	986.00	1310.00	130.00	494.00	19.00	4532.0	5033.0	781.00	.	645.00
05/ 1	M	5.0	1101.0	475.0	47.7	75.50	68.20	0.040	5.410	0.030	15.60	35.00	162.00	384.00	216.00	477.00	647.00	808.00	62.00	187.00	3.00	2700.0	2981.0	333.00	.	172.00
06/ 1	F	5.0	1300.0	490.0	55.5	60.00	50.70	0.022	5.080	0.530	20.50	22.00	108.00	292.00	179.00	411.00	553.00	683.00	61.00	181.00	4.00	2250.0	2494.0	307.00	118.00	142.00
07/ 1	F	5.0	1171.0	520.0	53.3	63.00	53.10	0.024	8.100	0.050	21.60	38.00	208.00	525.00	244.00	575.00	714.00	885.00	70.00	217.00	3.00	3162.0	3479.0	430.00	167.00	220.00
08/ 1	F	4.0	1456.0	530.0	51.9	70.20	65.00	0.035	2.030	<.030	13.20	30.00	131.00	379.00	239.00	554.00	775.00	995.00	77.00	260.00	5.00	3124.0	3445.0	403.00	117.00	189.00
09/ 1	F	5.0	2182.0	590.0	129.3	72.60	66.00	0.020	2.040	<.030	14.00	37.00	167.00	437.00	282.00	633.00	840.00	960.00	85.00	246.00	3.00	3320.0	3690.0	523.00	207.00	273.00
10/ 1	F	4.5	2374.0	610.0	77.4	60.40	51.40	0.022	3.290	<.030	18.30	42.00	159.00	469.00	308.00	740.00	1020.00	1410.00	95.00	307.00	6.00	4147.0	4556.0	502.00	220.00	227.00
Mean		4.3	1251.4	488.5	50.6	66.09	56.37	0.051	5.395	<<.153	19.31	30.50	139.50	399.30	234.50	552.80	749.20	962.10	77.80	259.00	6.00	3092.4	3410.7	397.70	165.80	216.80
Minim.		3.0	534.0	380.0	15.3	52.90	45.30	0.020	2.030	<.030	13.20	19.00	84.00	231.00	140.00	317.00	488.00	620.00	53.00	181.00	3.00	1949.0	2150.0	145.00	117.00	49.00
Maxim.		5.0	2374.0	610.0	129.3	84.60	68.20	0.227	11.000	0.560	26.50	42.00	208.00	641.00	352.00	891.00	1020.00	1410.00	130.00	494.00	19.00	4532.0	5033.0	781.00	220.00	645.00
St.dev		0.7	614.2	75.9	33.9	9.71	7.87	0.063	3.162	~.210	5.20	9.00	40.35	126.26	67.41	174.75	179.40	261.65	23.45	94.15	4.78	824.1	914.8	181.65	48.23	163.87
Count		10	10	10	10	10	10	10	10	10	10	10	10	10	10	10	10	10	10	10	10	10	10	10	5	10

s/q(2) ! Suspect value(s)
i (1) ! Suspect or ambiguous basis-value(s) ignored in statistics.

Tab.width cont'd GADU MOR, LI, J26, 30B Oslo City area, 1997-0203.

. Analytical Lab. ⇒					Σ(*) ! ! DD_Σn ppb w.wt	NIVA 340 3.00 HCHA ppb w.wt	NIVA 340 3.00 HCHG ppb w.wt	Σ(*) ! ! HC_Σn ppb w.wt	NIVA 340 3.00 HCB ppb w.wt	NIVA 340 3.00 QCB ppb w.wt	NIVA 340 3.00 OCS ppb w.wt
. Analysis Code. ⇒											
Detection Limit ⇒											
Samp/ Repl. no.	Sex F/M	Age year	Wght g	Lngt mm							
01/ 1	M	4.0	534.0	380.0	194.00	2.00	3.00	5.00	5.00	<2.00	<2.00
02/ 1	F	3.0	589.0	400.0	524.00	4.00	9.00	13.00	10.00	<2.00	6.00
03/ 1	F	3.5	910.0	430.0	280.00	4.00	7.00	11.00	9.00	<2.00	3.00
04/ 1	M	4.0	897.0	460.0	1426.00	4.00	8.00	12.00	17.00	<2.00	8.00
05/ 1	M	5.0	1101.0	475.0	505.00	6.00	10.00	16.00	17.00	2.00	<2.00
06/ 1	F	5.0	1300.0	490.0	567.00	4.00	8.00	12.00	11.00	<2.00	<2.00
07/ 1	F	5.0	1171.0	520.0	817.00	5.00	10.00	15.00	17.00	2.00	<2.00
08/ 1	F	4.0	1456.0	530.0	709.00	5.00	11.00	16.00	12.00	<2.00	≤4.00
09/ 1	F	5.0	2182.0	590.0	1003.00	6.00	10.00	16.00	18.00	2.00	≤6.00
10/ 1	F	4.5	2374.0	610.0	949.00	4.00	10.00	14.00	15.00	2.00	8.00
Mean		4.3	1251.4	488.5	697.40	4.40	8.60	13.00	13.10	<<2.00	<<4.13
Minim.		3.0	534.0	380.0	194.00	2.00	3.00	5.00	5.00	<2.00	<2.00
Maxim.		5.0	2374.0	610.0	1426.00	6.00	11.00	16.00	18.00	2.00	8.00
St.dev		0.7	614.2	75.9	367.23	1.17	2.32	3.37	4.36	~0.00	~2.75
Count		10	10	10	10	10	10	10	10	10	18

Sample.No 01 : Skin with metacercariae of cf. Cryptocotyle lingua Muscle with signs of inner bleeding
Sample.No 02 : Skin with metacercariae of cf. Cryptocotyle lingua Muscle with signs of inner bleeding
Sample.No 03 : Skin with metacercariae of cf. Cryptocotyle lingua Muscle with signs of inner bleeding
Sample.No 04 : Muscle with signs of inner bleeding
Sample.No 05 : Skin with metacercariae of cf. Cryptocotyle lingua Muscle with signs of inner bleeding
Sample.No 06 : Muscle with signs of inner bleeding
Sample.No 07 : Muscle with signs of inner bleeding
Sample.No 08 : Skin with metacercariae of cf. Cryptocotyle lingua Muscle with signs of inner bleeding
Sample.No 09 : Skin with metacercariae of cf. Cryptocotyle lingua Muscle with signs of inner bleeding Liver and/or intestinal guts with larvae of Anisakis simplex
Sample.No 10 : Skin with metacercariae of cf. Cryptocotyle lingua Muscle with signs of inner bleeding

61

Species : GADU MOR, Gadus morhua, GB: Cod, N: Torsk.
Sample.area: J26 Oslofjorden, Tissue : LIVER.
Locality : 30B Oslo City area, Latitude: 59°48.50N, Longitude: 10°32.50E.
Catch,date : 1998-0115, Count: 10, Sample type: Individual.
Comment : Slemmestad-Måsene, 100m, trawl

Samp/ Repl. no.	Sex F/M	Age year	Wght g	Lngt mm	Mean Weight g	Dry %	Fat %	NIVA 312 0.050 Cd ppm w.wt	NIVA 311 0.010 Cu ppm w.wt	NIVA 312 0.040 Pb ppm w.wt	NIVA 311 1.00 Zn ppm w.wt	NIVA 340 3.00 CB28 ppb w.wt	NIVA 340 3.00 CB52 ppb w.wt	NIVA 340 3.00 CB101 ppb w.wt	NIVA 340 3.00 CB105 ppb w.wt	NIVA 340 3.00 CB118 ppb w.wt	NIVA 340 3.00 CB138 ppb w.wt	NIVA 340 3.00 CB153 ppb w.wt	NIVA 340 3.00 CB156 ppb w.wt	NIVA 340 3.00 CB180 ppb w.wt	NIVA 340 3.00 CB209 ppb w.wt	Σ(*) ! ! CB_Σ7 ppb w.wt	Σ(*) ! ! CB_ΣΣ ppb w.wt	NIVA 340 4.00 DDEPP ppb w.wt	NIVA 340 3.00 TDEPP ppb w.wt	Σ(*) ! ! DD_Σn ppb w.wt
01/ 1	F	6.0	1124.0	500.0	46.3	64.70	57.11	0.012	3.620	0.080	20.40	19.00	64.00	336.00	193.00	452.00	734.00	791.00	58.00	214.00	3.00	2610.0	2864.0	255.00	117.00	372.00
02/ 1	F	7.0	2548.0	640.0	100.3	76.50	69.82	0.016	8.440	<.040	18.80	16.00	151.00	445.00	271.00	642.00	1309.00	1478.00	104.00	498.00	6.00	4539.0	4920.0	472.00	190.00	662.00
03/ 1	M	6.0	1542.0	525.0	34.5	64.50	56.70	0.012	6.820	<.040	22.30	27.00	124.00	851.00	500.00	1177.00	1662.00	1822.00	140.00	482.00	4.00	6145.0	6789.0	614.00	214.00	828.00
04/ 1	M	4.0	488.0	375.0	8.7	54.70	42.63	0.114	12.200	0.910	32.80	21.00	76.00	442.00	306.00	795.00	1224.00	1501.00	104.00	415.00	9.00	4474.0	4893.0	430.00	131.00	561.00
05/ 1	F	7.0	1295.0	525.0	53.5	72.00	68.20	0.023	7.570	<.040	18.90	26.00	94.00	432.00	236.00	535.00	779.00	824.00	61.00	195.00	3.00	2885.0	3185.0	305.00	150.00	455.00
06/ 1	M	9.0	2991.0	655.0	47.6	56.00	43.71	0.048	9.800	0.120	34.60	11.00	33.00	530.00	464.00	1430.00	2614.00	3428.00	265.00	1250.00	12.00	9296.0	10037.0	905.00	159.00	1064.00
07/ 1	F	5.0	603.0	405.0	108.5	57.80	47.78	0.023	4.760	0.280	27.00	16.00	51.00	352.00	344.00	788.00	1522.00	1640.00	141.00	588.00	8.00	4957.0	5450.0	566.00	183.00	749.00
08/ 1	F	6.0	662.0	420.0	36.6	62.10	51.14	0.030	22.600	0.110	31.20	23.00	109.00	622.00	381.00	891.00	1189.00	1350.00	97.00	352.00	5.00	4536.0	5019.0	528.00	194.00	722.00
09/ 1	F	8.0	2564.0	655.0	9.3	46.10	26.24	0.083	9.980	3.460	35.60	14.00	46.00	228.00	222.00	535.00	950.00	1336.00	86.00	279.00	6.00	3388.0	3702.0	315.00	128.00	443.00
10/ 1	M	7.0	1585.0	555.0	19.3	52.90	37.23	0.036	6.770	0.750	28.50	9.00	25.00	167.00	138.00	337.00	564.00	667.00	49.00	172.00	3.00	1941.0	2131.0	255.00	67.00	322.00
Mean		6.5	1540.2	525.5	46.5	60.73	50.06	0.040	9.256	<<.583	27.01	18.20	77.30	440.50	305.50	758.20	1254.70	1483.70	110.50	444.50	5.90	4477.1	4899.0	464.50	153.30	617.80
Minim.		4.0	488.0	375.0	8.7	46.10	26.24	0.012	3.620	<.040	18.80	9.00	25.00	167.00	138.00	337.00	564.00	667.00	49.00	172.00	3.00	1941.0	2131.0	255.00	67.00	322.00
Maxim.		9.0	2991.0	655.0	108.5	76.50	69.82	0.114	22.600	3.460	35.60	27.00	151.00	851.00	500.00	1430.00	2614.00	3428.00	265.00	1250.00	12.00	9296.0	10037.0	905.00	214.00	1064.00
St.dev		1.4	892.0	103.5	34.3	9.13	13.53	0.034	5.324	~1.058	6.53	6.09	41.42	196.71	117.30	338.44	592.60	784.66	62.83	316.25	3.00	2105.0	2272.1	202.08	44.12	231.30
Count		10	10	10	10	10	10	10	10	10	10	10	10	10	10	10	10	10	10	10	10	10	10	10	10	10

62

Tab.width cont'd GADU MOR, LI, J26, 30B Oslo City area, 1998-0115.

Samp/ Repl. no.	Sex F/M	Age year	Wght g	Lngt mm	NIVA 340 0.50 HCHA ppb w.wt	NIVA 340 2.00 HCHG ppb w.wt	Σ(*) ! ! HC_Σn ppb w.wt	NIVA 340 2.00 HCB ppb w.wt	NIVA 340 2.00 QCB ppb w.wt	NIVA 340 2.00 OCS ppb w.wt
01/ 1	F	6.0	1124.0	500.0	4.00	8.00	12.00	9.00	5.00	4.00
02/ 1	F	7.0	2548.0	640.0	7.00	18.00	25.00	7.00	3.00	4.00
03/ 1	M	6.0	1542.0	525.0	3.00	8.00	11.00	10.00	3.00	9.00
04/ 1	M	4.0	488.0	375.0	2.00	6.00	8.00	8.00	3.00	6.00
05/ 1	F	7.0	1295.0	525.0	3.00	9.00	12.00	10.00	5.00	5.00
06/ 1	M	9.0	2991.0	655.0	5.00	11.00	16.00	6.00	2.00	8.00
07/ 1	F	5.0	603.0	405.0	2.00	7.00	9.00	6.00	2.00	7.00
08/ 1	F	6.0	662.0	420.0	3.00	8.00	11.00	10.00	5.00	7.00
09/ 1	F	8.0	2564.0	655.0	3.00	8.00	11.00	4.00	<2.00	3.00
10/ 1	M	7.0	1585.0	555.0	2.00	6.00	8.00	5.00	3.00	3.00
Mean		6.5	1540.2	525.5	3.40	8.90	12.30	7.50	<3.30	5.60
Minim.		4.0	488.0	375.0	2.00	6.00	8.00	4.00	<2.00	3.00
Maxim.		9.0	2991.0	655.0	7.00	18.00	25.00	10.00	5.00	9.00
St.dev		1.4	892.0	103.5	1.58	3.51	5.03	2.22	~1.25	2.12
Count		10	10	10	10	10	10	10	10	10

Sample.No 03 : Skin with metacercariae of cf. Cryptocotyle lingua
Sample.No 06 : Skin with metacercariae of cf. Cryptocotyle lingua
Sample.No 07 : Skin with metacercariae of cf. Cryptocotyle lingua
Sample.No 08 : Skin with metacercariae of cf. Cryptocotyle lingua
Sample.No 09 : Skin with metacercariae of cf. Cryptocotyle lingua
Sample.No 10 : Skin with metacercariae of cf. Cryptocotyle lingua

Species : GADU MOR, Gadus morhua, GB: Cod, N: Torsk.
Sample.area: J26 Oslofjorden, Tissue : LIVER.
Locality : 30B Oslo City area, Latitude: 59°44.00N, Longitude: 10°33.20E.
Catch,date : 1998-0116, Count: 10, Sample type: Individual.
Comment : Håøya-Ramton, 100m, trawl

. Analytical Lab. =>						NIVA	NIVA	NIVA	NIVA	NIVA	NIVA	NIVA	NIVA	NIVA	NIVA	NIVA	NIVA	NIVA	NIVA	Σ(*)	Σ(*)	NIVA	NIVA	Σ(*)
. Analysis Code. =>						312	311	312	311	340	340	340	340	340	340	340	340	340	340	!	!	340	340	!
Detection Limit =>						0.050	0.010	0.040	1.00	3.00	3.00	3.00	3.00	3.00	3.00	3.00	3.00	3.00	3.00	!	!	4.00	3.00	!
Samp/ Repl. no.	Sex F/M	Age year	Wght g	Lngt mm	Mean Weight g	Dry %	Fat %	Cd ppm w.wt	Cu ppm w.wt	Pb ppm w.wt	Zn ppm w.wt	CB28 ppb w.wt	CB52 ppb w.wt	CB101 ppb w.wt	CB105 ppb w.wt	CB118 ppb w.wt	CB138 ppb w.wt	CB153 ppb w.wt	CB156 ppb w.wt	CB180 ppb w.wt	CB209 ppb w.wt	CB_Σ7 ppb w.wt	CB_ΣΣ ppb w.wt	DDEPP ppb w.wt	TDEPP ppb w.wt	DD_Σn ppb w.wt
01/ 1		6.0	790.0	415.0	13.1	56.60	45.53	0.045	6.270	0.160	28.90	15.00	92.00	344.00	294.00	647.00	752.00	920.00	72.00	248.00	2.00	3018.0	3386.0	306.00	101.00	407.00
02/ 1	M	5.0	720.0	425.0	24.9	66.10	54.63	0.091	5.710	0.300	21.90	7.00	46.00	165.00	148.00	337.00	558.00	643.00	46.00	217.00	4.00	1973.0	2171.0	164.00	46.00	210.00
03/ 1	M	5.0	840.0	440.0	12.5	46.80	31.60	0.101	10.800	<.040	34.50	6.00	15.00	101.00	155.00	340.00	468.00	606.00	46.00	175.00	4.00	1711.0	1916.0	174.00	43.00	217.00
04/ 1	M	6.0	938.0	445.0	21.1	58.20	46.38	0.050	7.620	0.390	28.60	9.00	79.00	292.00	254.00	578.00	808.00	982.00	74.00	290.00	4.00	3038.0	3370.0	309.00	73.00	382.00
05/ 1	F	7.0	1522.0	500.0	83.1	71.20	71.19	0.016	3.640	0.170	17.80	9.00	96.00	302.00	221.00	477.00	725.00	780.00	57.00	238.00	3.00	2627.0	2908.0	317.00	79.00	396.00
06/ 1	F	6.0	1446.0	505.0	40.9	63.50	51.07	0.055	8.040	0.040	24.90	8.00	67.00	272.00	247.00	551.00	848.00	947.00	82.00	294.00	3.00	2987.0	3319.0	397.00	66.00	463.00
07/ 1	F	7.0	1455.0	515.0	85.8	65.20	58.96	0.077	4.410	0.770	19.70	5.00	14.00	115.00	114.00	255.00	471.00	519.00	41.00	176.00	3.00	1555.0	1713.0	171.00	49.00	220.00
08/ 1	M	7.0	1835.0	545.0	60.6	67.30	62.10	0.039	7.150	0.080	21.50	8.00	45.00	226.00	213.00	495.00	827.00	1018.00	82.00	345.00	4.00	2964.0	3263.0	284.00	60.00	344.00
09/ 1	M	8.0	2546.0	630.0	47.9	49.70	37.80	0.716	11.700	0.340	34.60	10.00	66.00	344.00	444.00	1288.00	1895.00	2491.00	207.00	845.00	11.00	6939.0	7601.0	558.00	119.00	677.00
10/ 1	F	9.0	4598.0	740.0	72.7	54.40	43.22	0.047	12.200	<.040	27.70	7.00	12.00	210.00	209.00	490.00	1088.00	1292.00	105.00	466.00	7.00	3565.0	3886.0	364.00	66.00	430.00
Mean		6.6	1669.0	516.0	46.3	59.90	50.25	0.124	7.754	<.233	26.01	8.40	53.20	237.10	229.90	545.80	844.00	1019.80	81.20	329.40	4.50	3037.7	3353.3	304.40	70.20	374.60
Minim.		5.0	720.0	415.0	12.5	46.80	31.60	0.016	3.640	<.040	17.80	5.00	12.00	101.00	114.00	255.00	468.00	519.00	41.00	175.00	2.00	1555.0	1713.0	164.00	43.00	210.00
Maxim.		9.0	4598.0	740.0	85.8	71.20	71.19	0.716	12.200	0.770	34.60	15.00	96.00	344.00	444.00	1288.00	1895.00	2491.00	207.00	845.00	11.00	6939.0	7601.0	558.00	119.00	677.00
St.dev		1.3	1173.2	102.0	28.3	8.04	11.85	0.210	2.973	~.229	5.86	2.76	31.92	88.69	92.72	287.35	415.09	565.36	48.55	200.70	2.64	1519.0	1656.3	120.90	24.33	141.68
Count		10	10	10	10	10	10	10	10	10	10	10	10	10	10	10	10	10	10	10	10	10	10	10	10	10

63

Tab.width cont'd GADU MOR, LI, J26, 30B Oslo City area, 1998-0116.

. Analytical Lab. =>					NIVA	NIVA	Σ(*)	NIVA	NIVA	NIVA
. Analysis Code. =>					340	340	!	340	340	340
Detection Limit =>					0.50	2.00	!	2.00	2.00	2.00
Samp/ Repl. no.	Sex F/M	Age year	Wght g	Lngt mm	HCHA ppb w.wt	HCHG ppb w.wt	HC_Σn ppb w.wt	HCB ppb w.wt	QCB ppb w.wt	OCS ppb w.wt
01/ 1		6.0	790.0	415.0	5.00	11.00	16.00	4.00	<2.00	2.00
02/ 1	M	5.0	720.0	425.0	5.00	12.00	17.00	4.00	<2.00	<2.00
03/ 1	M	5.0	840.0	440.0	3.00	8.00	11.00	3.00	<2.00	<2.00
04/ 1	M	6.0	938.0	445.0	4.00	11.00	15.00	4.00	<2.00	<2.00
05/ 1	F	7.0	1522.0	500.0	7.00	16.00	23.00	6.00	3.00	2.00
06/ 1	F	6.0	1446.0	505.0	5.00	12.00	17.00	5.00	2.00	3.00
07/ 1	F	7.0	1455.0	515.0	6.00	15.00	21.00	6.00	3.00	<2.00
08/ 1	M	7.0	1835.0	545.0	6.00	15.00	21.00	6.00	3.00	<2.00
09/ 1	M	8.0	2546.0	630.0	3.00	9.00	12.00	6.00	<2.00	4.00
10/ 1	F	9.0	4598.0	740.0	5.00	12.00	17.00	5.00	<2.00	2.00
Mean		6.6	1669.0	516.0	4.90	12.10	17.00	4.90	<<2.30	<<2.30
Minim.		5.0	720.0	415.0	3.00	8.00	11.00	3.00	<2.00	<2.00
Maxim.		9.0	4598.0	740.0	7.00	16.00	23.00	6.00	3.00	4.00
St.dev		1.3	1173.2	102.0	1.29	2.60	3.86	1.10	~0.48	~0.67
Count		10	10	10	10	10	10	10	10	10

Sample.No 01 : Skin with metacercariae of cf. Cryptocotyle lingua
Sample.No 03 : Skin with metacercariae of cf. Cryptocotyle lingua
Sample.No 04 : Skin with metacercariae of cf. Cryptocotyle lingua
Sample.No 05 : Skin with metacercariae of cf. Cryptocotyle lingua
Sample.No 06 : Skin with metacercariae of cf. Cryptocotyle lingua
Sample.No 07 : Skin with metacercariae of cf. Cryptocotyle lingua
Sample.No 08 : Skin with metacercariae of cf. Cryptocotyle lingua Liver and/or intestinal guts with larvae of Anisakis simplex
Sample.No 09 : Skin with metacercariae of cf. Cryptocotyle lingua

Species : GADU MOR, Gadus morhua, GB: Cod, N: Torsk.
Sample.area: J26 Oslofjorden, Tissue : LIVER.
Locality : 30B Oslo City area, Latitude: 59°47.00N, Longitude: 10°35.50E.
Catch,date : 1998-0117, Count: 10, Sample type: Individual.
Comment : Svestad, 60-90m, seine Correct sampling date 980116. Changed due to IT problem; collision with same date at another "30B" site (ng-990209).

. Analytical Lab. =>					NIVA	NIVA	NIVA	NIVA	NIVA	NIVA	NIVA	NIVA	NIVA	NIVA	NIVA	NIVA	NIVA	NIVA	Σ(*)	Σ(*)	NIVA	NIVA	Σ(*)
. Analysis Code. =>					312	311	312	311	340	340	340	340	340	340	340	340	340	340	!	!	340	340	!
Detection Limit =>					0.050	0.010	0.040	1.00	3.00	3.00	3.00	3.00	3.00	3.00	3.00	3.00	3.00	3.00	!	!	4.00	3.00	!
Samp/ Repl. no.	Sex F/M	Age year	Wght g	Lngt mm	Mean Weight g	Dry %	Fat %	Cd ppm w.wt	Cu ppm w.wt	Pb ppm w.wt	Zn ppm w.wt	CB28 ppb w.wt	CB52 ppb w.wt	CB101 ppb w.wt	CB105 ppb w.wt	CB118 ppb w.wt	CB138 ppb w.wt	CB153 ppb w.wt	CB156 ppb w.wt	CB180 ppb w.wt	CB209 ppb w.wt	CB Σ7 ppb w.wt	CB ΣΣ ppb w.wt	DDEPP ppb w.wt	TDEPP ppb w.wt	DD Σn ppb w.wt
01/ 1	M	6.0	1144.0	500.0	35.8	71.20	64.78	0.057	5.090	0.090	16.70	18.00	81.00	335.00	213.00	463.00	676.00	778.00	51.00	227.00	<2.00	2578.0	<2844.0	257.00	120.00	377.00
02/ 1	M	5.0	1149.0	515.0	22.5	57.40	44.50	0.221	20.800	2.880	41.60	14.00	6.00	81.00	316.00	741.00	959.00	1274.00	90.00	293.00	4.00	3368.0	3778.0	332.00	61.00	393.00
03/ 1	F	5.0	1155.0	520.0	29.0	58.90	46.05	0.098	4.780	0.080	24.70	18.00	106.00	301.00	252.00	540.00	905.00	1094.00	89.00	364.00	4.00	3328.0	3673.0	384.00	100.00	484.00
04/ 1	F	6.0	1426.0	520.0	57.2	64.40	54.74	0.020	7.150	0.040	23.60	6.00	18.00	238.00	162.00	382.00	569.00	673.00	35.00	185.00	<2.00	2071.0	<2270.0	127.00	45.00	172.00
05/ 1	M	7.0	1450.0	530.0	34.8	61.30	50.04	0.075	2.610	0.200	23.00	11.00	49.00	437.00	300.00	719.00	1064.00	1340.00	96.00	429.00	3.00	4049.0	4448.0	371.00	75.00	446.00
06/ 1	F	7.0	1391.0	540.0	37.7	58.80	45.17	0.098	2.020	0.090	26.00	11.00	121.00	385.00	272.00	595.00	836.00	946.00	76.00	263.00	<2.00	3157.0	<3507.0	430.00	126.00	556.00
07/ 1	F	6.0	1655.0	565.0	56.8	61.70	50.76	0.020	5.180	0.050	24.70	9.00	42.00	252.00	196.00	420.00	660.00	796.00	59.00	267.00	<2.00	2446.0	<2703.0	200.00	58.00	258.00
08/ 1	F	7.0	1682.0	565.0	53.2	56.60	44.26	0.021	7.670	0.060	30.00	13.00	73.00	356.00	266.00	568.00	844.00	915.00	79.00	291.00	3.00	3060.0	3408.0	434.00	142.00	576.00
09/ 1	M	7.0	2004.0	575.0	112.8	82.00	77.77	0.044	3.350	<.030	10.80	17.00	69.00	293.00	157.00	356.00	489.00	515.00	29.00	117.00	<2.00	1856.0	<2044.0	231.00	94.00	325.00
10/ 1	M	8.0	1918.0	575.0	88.6	80.20	76.06	0.015	3.760	<.040	13.50	19.00	159.00	446.00	246.00	522.00	720.00	749.00	56.00	202.00	<2.00	2817.0	<3121.0	383.00	159.00	542.00
Mean		6.4	1497.4	540.5	52.8	65.25	55.41	0.067	6.241	<.356	23.46	13.60	72.40	312.40	238.00	530.60	772.20	908.00	66.00	263.80	<<2.60	2873.0	<<3179.6	314.90	98.00	412.90
Minim.		5.0	1144.0	500.0	22.5	56.60	44.26	0.015	2.020	<.030	10.80	6.00	6.00	81.00	157.00	356.00	489.00	515.00	29.00	117.00	<2.00	1856.0	<2044.0	127.00	45.00	172.00
Maxim.		8.0	2004.0	575.0	112.8	82.00	77.77	0.221	20.800	2.880	41.60	19.00	159.00	446.00	316.00	741.00	1064.00	1340.00	96.00	429.00	4.00	4049.0	4448.0	434.00	159.00	576.00
St.dev		1.0	311.7	27.5	28.4	9.35	12.91	0.063	5.426	~.888	8.74	4.38	47.04	107.65	54.62	131.17	180.42	262.69	23.52	89.36	~0.84	658.3	~732.6	104.98	38.37	133.89
Count		10	10	10	10	10	10	10	10	10	10	10	10	10	10	10	10	10	10	10	10	10	10	10	10	10

Tab.width cont'd GADU MOR, LI, J26, 30B Oslo City area, 1998-0117.

. Analytical Lab. =>					NIVA	NIVA	Σ(*)	NIVA	NIVA	NIVA
. Analysis Code. =>					340	340	!	340	340	340
Detection Limit =>					0.50	2.00	!	2.00	2.00	2.00
Samp/ Repl. no.	Sex F/M	Age year	Wght g	Lngt mm	HCHA ppb w.wt	HCHG ppb w.wt	HC Σn ppb w.wt	HCB ppb w.wt	QCB ppb w.wt	OCS ppb w.wt
01/ 1	M	6.0	1144.0	500.0	8.00	20.00	28.00	9.00	3.00	3.00
02/ 1	M	5.0	1149.0	515.0	7.00	14.00	21.00	10.00	3.00	<2.00
03/ 1	F	5.0	1155.0	520.0	5.00	12.00	17.00	7.00	2.00	4.00
04/ 1	F	6.0	1426.0	520.0	6.00	13.00	19.00	5.00	6.00	<2.00
05/ 1	M	7.0	1450.0	530.0	5.00	11.00	16.00	5.00	8.00	3.00
06/ 1	F	7.0	1391.0	540.0	5.00	12.00	17.00	9.00	2.00	3.00
07/ 1	F	6.0	1655.0	565.0	6.00	13.00	19.00	6.00	3.00	<2.00
08/ 1	F	7.0	1682.0	565.0	5.00	12.00	17.00	6.00	3.00	4.00
09/ 1	M	7.0	2004.0	575.0	9.00	22.00	31.00	10.00	4.00	<2.00
10/ 1	M	8.0	1918.0	575.0	8.00	18.00	26.00	10.00	5.00	4.00
Mean		6.4	1497.4	540.5	6.40	14.70	21.10	7.70	3.90	<<2.90
Minim.		5.0	1144.0	500.0	5.00	11.00	16.00	5.00	2.00	<2.00
Maxim.		8.0	2004.0	575.0	9.00	22.00	31.00	10.00	8.00	4.00
St.dev		1.0	311.7	27.5	1.51	3.86	5.32	2.11	1.91	~0.88
Count		10	10	10	10	10	10	10	10	10

Sample.No 05 : Skin with metacercariae of cf. Cryptocotyle lingua
Sample.No 06 : Liver and/or intestinal guts with larvae of Anisakis simplex
Sample.No 09 : Liver and/or intestinal guts with larvae of Anisakis simplex

64

Species : GADU MOR, Gadus morhua, GB: Cod, N: Torsk.
Sample.area: J26 Oslofjorden, Tissue : LIVER.
Locality : 30B Oslo City area, Latitude: 59°48.50N, Longitude: 10°32.50E.
Catch,date : 1998-0121, Count: 10, Sample type: Individual.
Comment : Slemmestad-Missene, 100m, trawl

. Analytical Lab. =>							NIVA	NIVA	NIVA	NIVA	NIVA	NIVA	NIVA	NIVA	NIVA	NIVA	NIVA	NIVA	NIVA	Σ(*)	Σ(*)	NIVA	NIVA	Σ(*)
. Analysis Code. =>							312	311	312	311	340	340	340	340	340	340	340	340	340	!	!	340	340	!
Detection Limit =>							0.050	0.010	0.040	1.00	3.00	3.00	3.00	3.00	3.00	3.00	3.00	3.00	3.00	!	!	4.00	3.00	!
Samp/ Repl. no.	Sex F/M	Age year	Wght g	Lngt mm	Mean Weight g	Dry %	Fat %	Cd ppm w.wt	Cu ppm w.wt	Pb ppm w.wt	Zn ppm w.wt	CB28 ppb w.wt	CB52 ppb w.wt	CB101 ppb w.wt	CB105 ppb w.wt	CB118 ppb w.wt	CB138 ppb w.wt	CB153 ppb w.wt	CB156 ppb w.wt	CB180 ppb w.wt	CB209 ppb w.wt	CB Σ7 ppb w.wt	CB ΣΣ ppb w.wt	DDEPP ppb w.wt	TDEPP ppb w.wt	DD Σn ppb w.wt
01/ 1	M	6.0	796.0	440.0	8.1	25.20	8.44	0.357	19.500	0.190	48.40	5.00	29.00	276.00	175.00	463.00	860.00	980.00	88.00	403.00	16.00	3016.0	3295.0	329.00	64.00	393.00
02/ 1	F	6.0	964.0	450.0	26.9	61.50	50.42	0.040	5.550	0.290	23.80	13.00	74.00	358.00	234.00	510.00	896.00	978.00	80.00	293.00	2.00	3122.0	3438.0	320.00	112.00	432.00
03/ 1	M	6.0	1246.0	490.0	36.1	74.30	71.46	0.020	8.970	0.100	19.90	32.00	222.00	783.00	441.00	941.00	1260.00	1353.00	112.00	336.00	2.00	4927.0	5482.0	604.00	220.00	824.00
04/ 1	M	7.0	1195.0	490.0	29.2	67.00	57.68	0.026	14.400	0.180	25.30	23.00	144.00	580.00	371.00	826.00	1268.00	1551.00	123.00	458.00	4.00	4850.0	5348.0	461.00	169.00	630.00
05/ 1	F	6.0	1426.0	495.0	47.3	61.50	50.50	0.042	9.710	0.060	25.70	9.00	48.00	251.00	178.00	406.00	735.00	863.00	70.00	298.00	4.00	2610.0	2862.0	252.00	71.00	323.00
06/ 1	F	6.0	1408.0	520.0	54.7	65.70	56.05	0.020	5.370	0.060	22.40	12.00	63.00	302.00	199.00	440.00	707.00	788.00	65.00	250.00	2.00	2562.0	2828.0	286.00	97.00	383.00
07/ 1	F	7.0	1508.0	520.0	66.4	66.30	57.09	0.067	7.540	0.280	21.20	14.00	60.00	249.00	229.00	505.00	704.00	763.00	66.00	221.00	3.00	2516.0	2814.0	377.00	111.00	488.00
08/ 1	F	6.0	1613.0	520.0	58.7	63.20	59.21	0.020	6.830	0.100	19.10	14.00	127.00	461.00	310.00	645.00	965.00	141.00	82.00	295.00	3.00	2648.0	3043.0	472.00	987.00	1459.00
09/ 1	F	6.0	1788.0	555.0	76.6	62.60	60.48	0.035	4.640	<.040	19.00	12.00	64.00	290.00	212.00	442.00	771.00	830.00	71.00	296.00	4.00	2705.0	2992.0	295.00	100.00	395.00
10/ 1	F	7.0	1549.0	560.0	48.6	60.80	51.15	0.029	8.310	0.610	22.80	57.00	214.00	960.00	704.00	1560.00	1621.00	1757.00	134.00	423.00	4.00	6592.0	7434.0	711.00	193.00	904.00
Mean		6.3	1349.3	504.0	45.3	60.81	52.25	0.066	9.082	<.191	24.76	19.10	104.50	451.00	305.30	673.80	978.70	1000.40	89.10	327.30	4.40	3554.8	3953.6	410.70	212.40	623.10
Minim.		6.0	796.0	440.0	8.1	25.20	8.44	0.020	4.640	<.040	19.00	5.00	29.00	249.00	175.00	406.00	704.00	141.00	65.00	221.00	2.00	2516.0	2814.0	252.00	64.00	323.00
Maxim.		7.0	1788.0	560.0	76.6	74.30	71.46	0.357	19.500	0.610	48.40	57.00	222.00	960.00	704.00	1560.00	1621.00	1757.00	134.00	458.00	16.00	6592.0	7434.0	711.00	987.00	1459.00
St.dev		0.5	302.9	39.4	20.5	13.13	16.60	0.103	4.610	~.172	8.64	15.31	69.14	248.16	165.26	359.11	307.01	458.11	25.01	77.01	4.17	1404.9	1584.8	150.55	277.02	353.63
Count		10	10	10	10	10	10	10	10	10	10	10	10	10	10	10	10	10	10	10	10	10	10	10	10	10

Tab.width cont'd GADU MOR, LI, J26, 30B Oslo City area, 1998-0121.

. Analytical Lab. =>					NIVA	NIVA	Σ(*)	NIVA	NIVA	NIVA
. Analysis Code. =>					340	340	!	340	340	340
Detection Limit =>					0.50	2.00	!	2.00	2.00	2.00
Samp/ Repl. no.	Sex F/M	Age year	Wght g	Lngt mm	HCHA ppb w.wt	HCHG ppb w.wt	HC Σn ppb w.wt	HCB ppb w.wt	QCB ppb w.wt	OCS ppb w.wt
01/ 1	M	6.0	796.0	440.0	<2.00	<2.00	<2.00	2.00	<2.00	4.00
02/ 1	F	6.0	964.0	450.0	6.00	15.00	21.00	7.00	2.00	3.00
03/ 1	M	6.0	1246.0	490.0	10.00	21.00	31.00	11.00	4.00	6.00
04/ 1	M	7.0	1195.0	490.0	7.00	17.00	24.00	9.00	3.00	4.00
05/ 1	F	6.0	1426.0	495.0	6.00	15.00	21.00	7.00	3.00	3.00
06/ 1	F	6.0	1408.0	520.0	7.00	16.00	23.00	8.00	3.00	3.00
07/ 1	F	7.0	1508.0	520.0	7.00	15.00	22.00	8.00	3.00	3.00
08/ 1	F	6.0	1613.0	520.0	7.00	15.00	22.00	7.00	3.00	4.00
09/ 1	F	6.0	1788.0	555.0	7.00	14.00	21.00	7.00	3.00	2.00
10/ 1	F	7.0	1549.0	560.0	4.00	9.00	13.00	10.00	4.00	13.00
Mean		6.3	1349.3	504.0	<6.30	<13.90	<20.00	7.60	<3.00	4.50
Minim.		6.0	796.0	440.0	<2.00	<2.00	<2.00	2.00	<2.00	2.00
Maxim.		7.0	1788.0	560.0	10.00	21.00	31.00	11.00	4.00	13.00
St.dev		0.5	302.9	39.4	~2.11	~5.11	~7.67	2.41	~0.67	3.17
Count		10	10	10	10	10	10	10	10	10

Sample.No 03 : Skin with metacercariae of cf. Cryptocotyle lingua
Sample.No 09 : Skin with metacercariae of cf. Cryptocotyle lingua
Sample.No 10 : Skin with metacercariae of cf. Cryptocotyle lingua

65

Species : GADU MOR, Gadus morhua, GB: Cod, N: Torsk.
Sample.area: J26 Oslofjorden, Tissue : LIVER.
Locality : 30B Oslo City area, Latitude: 59°48.50N, Longitude: 10°32.50E.
Catch,date : 1998-0202, Count: 10, Sample type: Individual.
Comment : Slemmestad-Håsene, 100m, trawl

. Analytical Lab. =>							NIVA	NIVA	NIVA	NIVA	NIVA	NIVA	NIVA	NIVA	NIVA	NIVA	NIVA	NIVA	NIVA	Σ(*)	Σ(*)	NIVA	NIVA	NIVA
. Analysis Code. =>							312	311	312	311	340	340	340	340	340	340	340	340	340	!	!	340	340	340
____ Detection Limit =>						Mean	0.050	0.010	0.040	1.00	3.00	3.00	3.00	3.00	3.00	3.00	3.00	3.00	3.00	!	!	4.00	2.00	3.00
Samp/ Repl. no.	Sex F/M	Age year	Wght g	Lngt mm		Weight g	Dry %	Fat %	Cd ppm w.wt	Cu ppm w.wt	Pb ppm w.wt	Zn ppm w.wt	CB28 ppb w.wt	CB52 ppb w.wt	CB101 ppb w.wt	CB105 ppb w.wt	CB118 ppb w.wt	CB138 ppb w.wt	CB153 ppb w.wt	CB156 ppb w.wt	CB180 ppb w.wt	CB209 ppb w.wt	CB Σ7 ppb w.wt	CB ΣΣ ppb w.wt	DDEPP ppb w.wt	DDTPP ppb w.wt	TDEPP ppb w.wt
01/ 1	M	6.0	586.0	395.0		8.6	45.00	56.19	0.127	4.140	0.460	27.40	52.00	196.00	729.00	507.00	1144.00	1394.00	1525.00	103.00	344.00	4.00	5384.0	5998.0	531.00	.	124.00
02/ 1	M	6.0	1072.0	475.0		17.1	56.70	46.96	0.169	3.690	1.120	28.10	24.00	130.00	406.00	263.00	628.00	986.00	1145.00	82.00	280.00	6.00	3599.0	3950.0	436.00	.	109.00
03/ 1	F	6.0	1055.0	480.0		33.2	64.20	45.24	0.010	5.550	<.040	23.80	26.00	89.00	338.00	416.00	988.00	1358.00	1490.00	111.00	395.00	6.00	4684.0	5217.0	504.00	.	107.00
04/ 1	F	7.0	1720.0	525.0		50.6	57.70	26.45	0.045	7.000	0.210	25.20	21.00	187.00	722.00	380.00	902.00	1400.00	1582.00	116.00	413.00	5.00	5227.0	5728.0	479.00	.	108.00
05/ 1	M	7.0	1579.0	535.0		23.7	42.50	25.89	0.304	17.700	0.090	36.10	12.00	74.00	444.00	339.00	924.00	1850.00	2397.00	177.00	911.00	15.00	6612.0	7143.0	579.00	.	101.00
06/ 1	M	7.0	1784.0	540.0		23.7	47.30	32.80	0.052	9.200	1.040	31.80	21.00	169.00	1086.00	673.00	1606.00	2330.00	2784.00	222.00	810.00	11.00	8806.0	9712.0	1078.00	274.00	215.00
07/ 1	M	7.0	1642.0	550.0		34.6	58.70	45.98	0.068	11.900	0.430	26.50	27.00	159.00	643.00	456.00	1166.00	1567.00	1975.00	146.00	533.00	6.00	6070.0	6678.0	657.00	283.00	137.00
08/ 1	M	7.0	2247.0	600.0		71.0	59.30	47.32	0.022	5.400	<.040	24.90	36.00	212.00	657.00	418.00	973.00	1523.00	1646.00	119.00	459.00	6.00	5506.0	6049.0	531.00	296.00	153.00
09/ 1	F	8.0	2694.0	615.0		65.1	64.10	57.32	0.052	7.010	<.040	21.70	31.00	167.00	554.00	331.00	791.00	1300.00	1437.00	105.00	398.00	8.00	4678.0	5122.0	441.00	277.00	122.00
10/ 1	F	9.0	4294.0	700.0		149.6	70.90	54.06	0.056	5.620	0.050	26.80	23.00	95.00	329.00	241.00	623.00	1308.00	1533.00	109.00	550.00	13.00	4461.0	4824.0	463.00	292.00	120.00
Mean		7.0	1867.3	541.5		47.7	56.64	43.82	0.091	7.721	<<.352	27.23	27.30	147.80	590.80	402.40	974.50	1501.60	1751.40	129.00	509.30	8.00	5502.7	6042.1	569.90	284.40	129.60
Minim.		6.0	586.0	395.0		8.6	42.50	25.89	0.010	3.690	<.040	21.70	12.00	74.00	329.00	241.00	623.00	986.00	1145.00	82.00	280.00	4.00	3599.0	3950.0	436.00	274.00	101.00
Maxim.		9.0	4294.0	700.0		149.6	70.90	57.32	0.304	17.700	1.120	36.10	52.00	212.00	1086.00	673.00	1606.00	2330.00	2784.00	222.00	911.00	15.00	8806.0	9712.0	1078.00	296.00	215.00
St.dev		0.9	1044.2	84.3		41.1	9.14	11.61	0.089	4.267	~.415	4.12	10.77	48.23	230.49	125.86	288.57	364.97	495.17	41.76	203.08	3.71	1438.1	1583.7	190.74	9.45	33.82
Count		10	10	10		10	10	10	10	10	10	10	10	10	10	10	10	10	10	10	10	10	10	10	10	5	10

Tab.width cont'd GADU MOR, LI, J26, 30B Oslo City area, 1998-0202.

. Analytical Lab. =>					Σ(*)	NIVA	NIVA	Σ(*)	NIVA	NIVA	NIVA
. Analysis Code. =>					!	340	340	!	340	340	340
____ Detection Limit =>					!	0.50	2.00	!	2.00	2.00	2.00
Samp/ Repl. no.	Sex F/M	Age year	Wght g	Lngt mm	DD Σn ppb w.wt	HCHA ppb w.wt	HCHG ppb w.wt	HC Σn ppb w.wt	HCB ppb w.wt	QCB ppb w.wt	OCS ppb w.wt
01/ 1	M	6.0	586.0	395.0	655.00	4.00	9.00	13.00	9.00	3.00	8.00
02/ 1	M	6.0	1072.0	475.0	545.00	4.00	8.00	12.00	10.00	3.00	5.00
03/ 1	F	6.0	1055.0	480.0	611.00	3.00	7.00	10.00	8.00	2.00	5.00
04/ 1	F	7.0	1720.0	525.0	587.00	<2.00	4.00	<6.00	6.00	<2.00	6.00
05/ 1	M	7.0	1579.0	535.0	680.00	<2.00	4.00	<6.00	5.00	<2.00	7.00
06/ 1	M	7.0	1784.0	540.0	1567.00	2.00	5.00	7.00	7.00	<2.00	12.00
07/ 1	M	7.0	1642.0	550.0	1077.00	4.00	8.00	12.00	11.00	3.00	8.00
08/ 1	M	7.0	2247.0	600.0	980.00	3.00	8.00	11.00	9.00	3.00	7.00
09/ 1	F	8.0	2694.0	615.0	840.00	4.00	9.00	13.00	12.00	3.00	7.00
10/ 1	F	9.0	4294.0	700.0	875.00	4.00	9.00	13.00	12.00	4.00	8.00
Mean		7.0	1867.3	541.5	841.70	<3.20	7.10	<10.30	8.90	<<2.70	7.30
Minim.		6.0	586.0	395.0	545.00	<2.00	4.00	<6.00	5.00	<2.00	5.00
Maxim.		9.0	4294.0	700.0	1567.00	4.00	9.00	13.00	12.00	4.00	12.00
St.dev		0.9	1044.2	84.3	310.70	~0.92	2.02	~2.91	2.42	~0.67	2.00
Count		10	10	10	10	10	10	10	10	10	10

Sample.No 03 : Skin with metacercariae of cf. Cryptocotyle lingua
Sample.No 07 : Liver and/or intestinal guts with larvae of Anisakis simplex
Sample.No 08 : Skin with metacercariae of cf. Cryptocotyle lingua
Sample.No 09 : Skin with metacercariae of cf. Cryptocotyle lingua Liver and/or intestinal guts with larvae of Anisakis simplex

66

Species : GADU MOR, Gadus morhua, GB: Cod, N: Torsk.
Sample.area: J26 Oslofjorden, Tissue : LIVER.
Locality : 36B Færder, Latitude: 59°02.00N, Longitude: 10°27.00E.
Catch,date : 1994-0101, Count: 25, Sample type: Individual.

. Analytical Lab. =>																							
. Analysis Code. =>						NIVA 312	NIVA 311	NIVA 312	NIVA 311	NIVA 340	NIVA 340	NIVA 340	NIVA 340	NIVA 340	NIVA 340	NIVA 340	NIVA 340	NIVA 340	Σ(*) !	Σ(*) !	NIVA 340 !	NIVA 340 !	Σ(*) !
Detection Limit =>					Mean	0.050	0.010	0.030	1.00	4.00	4.00	4.00	4.00	4.00	4.00	4.00	4.00	4.00	!	!	4.00	4.00	!
Samp/ Repl. no.	Sex F/M	Age year	Wght g	Lngt mm	Weight g	Dry %	Fat %	Cd ppm w.wt	Cu ppm w.wt	Pb ppm w.wt	Zn ppm w.wt	CB28 ppb w.wt	CB52 ppb w.wt	CB101 ppb w.wt	CB105 ppb w.wt	CB118 ppb w.wt	CB138 ppb w.wt	CB153 ppb w.wt	CB156 ppb w.wt	CB180 ppb w.wt	CB209 ppb w.wt	CB_Σ7 ppb w.wt	CB_ΣΣ ppb w.wt	DDEPP ppb w.wt	TDEPP ppb w.wt	DD_Σn ppb w.wt
01/ 1		3.0	626.9	390.0	27.7	69.80	58.70	0.010	3.050	<.030	14.80	8.00	18.00	32.00	28.00	54.00	51.00	70.00	6.00	12.00	<4.00	245.0	<283.0	23.00	8.00	31.00
02/ 1	F	3.0	733.0	430.0	9.7	38.70	24.10	0.081	5.500	<.030	29.30	4.00	10.00	45.00	31.00	97.00	179.00	254.00	16.00	53.00	6.00	642.0	695.0	162.00	12.00	174.00
03/ 1	F	3.0	694.5	440.0	8.3	25.60	5.00	0.100	8.330	<.020	27.80	7.00	19.00	49.00	91.00	184.00	131.00	181.00	16.00	47.00	<4.00	618.0	<729.0	27.00	<4.00	<31.00
04/ 1		3.0	836.4	460.0	11.5	37.80	18.10	0.141	5.170	<.020	27.70	5.00	10.00	46.00	49.00	145.00	212.00	297.00	16.00	38.00	4.00	753.0	822.0	62.00	4.00	66.00
05/ 1	F	3.0	886.5	470.0	12.7	22.00	4.40	0.069	7.860	<.030	30.40	<4.00	4.00	13.00	10.00	28.00	51.00	87.00	6.00	21.00	<4.00	<208.0	<224.0	39.00	<4.00	<43.00
06/ 1	F	3.0	971.1	480.0	19.3	33.10	14.30	0.034	15.100	<.020	27.40	4.00	13.00	40.00	39.00	96.00	119.00	215.00	17.00	54.00	<4.00	541.0	<601.0	87.00	10.00	97.00
07/ 1	F	3.0	1342.0	500.0	45.9	59.80	56.00	0.031	4.760	<.030	17.60	<4.00	<4.00	6.00	4.00	10.00	12.00	24.00	<4.00	5.00	<4.00	<61.0	<65.0	7.00	<4.00	<11.00
08/ 1		3.0	1267.6	500.0	15.7	29.80	11.30	0.064	7.430	<.020	32.70	4.00	10.00	50.00	78.00	194.00	266.00	360.00	24.00	60.00	5.00	944.0	1051.0	90.00	6.00	96.00
09/ 1	F	4.0	1265.3	510.0	51.6	53.00	36.20	0.035	6.460	<.020	21.40	4.00	9.00	21.00	18.00	46.00	53.00	83.00	5.00	14.00	<4.00	230.0	<257.0	38.00	5.00	43.00
10/ 1	F	4.0	1094.4	515.0	17.9	26.70	7.31	0.042	14.400	<.020	34.60	<4.00	8.00	25.00	15.00	41.00	66.00	137.00	11.00	38.00	<4.00	<319.0	<345.0	48.00	5.00	53.00
11/ 1		4.0	1347.9	515.0	89.8	68.90	59.10	0.008	6.780	<.020	15.50	4.00	13.00	25.00	19.00	42.00	48.00	75.00	6.00	14.00	<4.00	221.0	<250.0	28.00	6.00	34.00
12/ 1	M	3.0	1230.6	520.0	25.6	56.20	41.00	0.027	3.460	<.030	19.80	9.00	38.00	241.00	161.00	493.00	717.00	953.00	64.00	164.00	8.00	2615.0	2848.0	161.00	17.00	178.00
13/ 1	M	3.0	1373.0	520.0	16.3	23.00	5.50	0.049	8.450	<.030	35.30	<4.00	4.00	22.00	19.00	57.00	88.00	126.00	9.00	28.00	<4.00	<329.0	<357.0	51.00	6.00	57.00
14/ 1	F	3.0	1435.7	525.0	56.3	53.80	40.60	0.014	7.760	<.020	18.30	8.00	23.00	54.00	47.00	129.00	196.00	261.00	18.00	47.00	6.00	718.0	789.0	100.00	15.00	115.00
15/ 1	M	4.0	1441.9	525.0	61.2	72.70	55.10	0.023	3.380	<.020	15.40	7.00	26.00	74.00	69.00	202.00	223.00	302.00	23.00	52.00	<4.00	886.0	<982.0	75.00	11.00	86.00
16/ 1	M	3.0	1413.3	525.0	59.8	69.40	57.40	0.008	3.980	<.020	15.40	18.00	58.00	296.00	177.00	480.00	541.00	684.00	49.00	92.00	<4.00	2169.0	<2399.0	169.00	21.00	190.00
17/ 1	F	3.0	1628.6	530.0	74.0	74.70	63.60	0.030	4.310	<.020	14.40	8.00	24.00	57.00	42.00	120.00	135.00	218.00	17.00	36.00	<4.00	598.0	<661.0	96.00	21.00	117.00
18/ 1	M	5.0	1609.3	530.0	62.9	73.60	55.50	0.027	22.400	<.020	21.00	8.00	26.00	62.00	57.00	153.00	181.00	258.00	17.00	40.00	<4.00	728.0	<806.0	75.00	13.00	88.00
19/ 1	F	3.0	1557.7	550.0	36.9	58.20	44.50	0.044	18.100	<.020	33.70	9.00	38.00	92.00	81.00	206.00	216.00	361.00	28.00	61.00	<4.00	983.0	<1096.0	68.00	12.00	80.00
20/ 1	F	4.0	1928.5	570.0	108.0	69.30	60.00	0.015	3.750	<.020	14.00	8.00	21.00	57.00	42.00	112.00	129.00	182.00	13.00	27.00	<4.00	536.0	<595.0	64.00	10.00	74.00
21/ 1	M	5.0	2321.9	570.0	77.0	62.70	50.90	0.052	9.120	<.020	22.60	<4.00	6.00	33.00	29.00	89.00	178.00	274.00	19.00	54.00	12.00	<638.0	<698.0	97.00	7.00	104.00
22/ 1	F	5.0	2471.8	630.0	90.5	67.80	56.20	0.027	12.000	0.020	23.60	8.00	23.00	66.00	46.00	134.00	167.00	261.00	18.00	46.00	<4.00	725.0	<793.0	111.00	15.00	126.00
23/ 1	F	3.0	3146.8	680.0	252.5	70.90	58.20	0.005	2.990	<.020	14.50	<4.00	7.00	13.00	5.00	13.00	21.00	30.00	<4.00	7.00	<4.00	<95.0	<100.0	32.00	8.00	40.00
24/ 1	M	5.0	3189.2	690.0	60.5	56.20	37.60	0.068	16.800	<.020	32.60	4.00	9.00	46.00	66.00	177.00	294.00	460.00	34.00	113.00	6.00	1103.0	1209.0	190.00	11.00	201.00
25/ 1	F	5.0	3257.0	730.0	49.6	49.00	34.00	0.107	19.300	0.030	33.40	6.00	13.00	64.00	62.00	176.00	350.00	505.00	35.00	121.00	16.00	1235.0	1348.0	266.00	19.00	285.00
Mean		3.6	1562.8	532.2	53.6	52.91	38.18	0.044	8.825	<<.023	23.73	<6.28	<17.36	61.16	51.40	139.12	185.76	266.32	<19.00	49.76	<<5.24	<725.6	<<800.1	86.64	<10.16	<96.80
Minim.		3.0	626.9	390.0	8.3	22.00	4.40	0.005	2.990	<.020	14.00	<4.00	<4.00	6.00	4.00	10.00	12.00	24.00	<4.00	5.00	<4.00	<61.0	<65.0	7.00	<4.00	<11.00
Maxim.		5.0	3257.0	730.0	252.5	74.70	63.60	0.141	22.400	0.030	35.30	18.00	58.00	296.00	177.00	493.00	717.00	953.00	64.00	164.00	16.00	2615.0	2848.0	266.00	21.00	285.00
St.dev		0.8	761.3	79.9	50.4	17.99	20.79	0.034	5.683	~.005	7.57	~3.13	~12.90	66.22	42.87	121.09	161.27	211.35	~14.32	37.87	~2.88	~594.0	~650.7	61.69	~5.40	~65.70
Count		25	25	25	25	25	25	25	25	25	25	25	25	25	25	25	25	25	25	25	25	25	25	25	25	25

67

Tab.width cont'd GADU MOR, LI, J26, 36B Færder, 1994-0101.

Samp/ Repl. no.	Sex F/M	Age year	Wght g	Lngt mm	HCHA ppb w.wt	HCHG ppb w.wt	HC_Σn ppb w.wt	HCB ppb w.wt	QCB ppb w.wt	OCS ppb w.wt
. Analytical Lab. =>					NIVA	NIVA	Σ(*)	NIVA	NIVA	NIVA
. Analysis Code. =>					340	340	|	340	340	340
Detection Limit =>					4.00	4.00	|	4.00	4.00	4.00
01/ 1		3.0	626.9	390.0	9.00	14.00	23.00	12.00	<4.00	<4.00
02/ 1	F	3.0	733.0	430.0	<4.00	5.00	<9.00	6.00	<4.00	8.00
03/ 1	F	3.0	694.5	440.0	<4.00	<4.00	<4.00	<4.00	<4.00	<4.00
04/ 1		3.0	836.4	460.0	<4.00	4.00	<8.00	5.00	<4.00	<4.00
05/ 1	F	3.0	886.5	470.0	<4.00	<4.00	<4.00	<4.00	<4.00	<4.00
06/ 1	F	3.0	971.1	480.0	<4.00	<4.00	<4.00	6.00	<4.00	<4.00
07/ 1	F	3.0	1342.0	500.0	<4.00	<4.00	<4.00	<4.00	<4.00	<4.00
08/ 1		3.0	1267.6	500.0	<4.00	<4.00	<4.00	<4.00	<4.00	<4.00
09/ 1	F	4.0	1265.3	510.0	5.00	9.00	14.00	9.00	<4.00	<4.00
10/ 1	F	4.0	1094.4	515.0	<4.00	<4.00	<4.00	<4.00	<4.00	<4.00
11/ 1		4.0	1347.9	515.0	8.00	14.00	22.00	12.00	<4.00	<4.00
12/ 1	M	3.0	1230.6	520.0	6.00	9.00	15.00	10.00	<4.00	<4.00
13/ 1	M	3.0	1373.0	520.0	<4.00	<4.00	<4.00	<4.00	<4.00	<4.00
14/ 1	F	3.0	1435.7	525.0	6.00	11.00	17.00	15.00	<4.00	<4.00
15/ 1	M	4.0	1441.9	525.0	9.00	14.00	23.00	12.00	<4.00	<4.00
16/ 1	M	3.0	1413.3	525.0	10.00	16.00	26.00	11.00	<4.00	<4.00
17/ 1	F	3.0	1628.6	530.0	11.00	17.00	28.00	16.00	<4.00	<4.00
18/ 1	M	5.0	1609.3	530.0	10.00	17.00	27.00	15.00	<4.00	<4.00
19/ 1	F	3.0	1557.7	550.0	6.00	10.00	16.00	12.00	<4.00	<4.00
20/ 1	F	4.0	1928.5	570.0	9.00	15.00	24.00	13.00	<4.00	<4.00
21/ 1	M	5.0	2321.9	570.0	4.00	9.00	13.00	7.00	<4.00	<4.00
22/ 1	F	5.0	2471.8	630.0	7.00	11.00	18.00	15.00	<4.00	<4.00
23/ 1	F	3.0	3146.8	680.0	7.00	14.00	21.00	13.00	<4.00	<4.00
24/ 1	M	5.0	3189.2	690.0	5.00	9.00	14.00	11.00	<4.00	<4.00
25/ 1	F	5.0	3257.0	730.0	4.00	8.00	12.00	9.00	<4.00	<4.00
Mean		3.6	1562.8	532.2	<<6.08	<<9.36	<<14.32	<9.32	<<4.00	<<4.16
Minim.		3.0	626.9	390.0	<4.00	<4.00	<4.00	<4.00	<4.00	<4.00
Maxim.		5.0	3257.0	730.0	11.00	17.00	28.00	16.00	<4.00	8.00
St.dev		0.8	761.3	79.9	~2.38	~4.72	~8.36	~4.18	~0.00	~0.80
Count		25	25	25	25	25	25	25	25	25

Sample.No 01 : Muscle with signs of inner bleeding Signs of mechanical damage (e.g., net wounds)
Sample.No 02 : Muscle with signs of inner bleeding
Sample.No 03 : Skin with metacercariae of cf. Cryptocotyle lingua Muscle with signs of inner bleeding
Sample.No 04 : Muscle with signs of inner bleeding Signs of mechanical damage (e.g., net wounds)
Sample.No 06 : Signs of mechanical damage (e.g., net wounds)
Sample.No 08 : Skin with metacercariae of cf. Cryptocotyle lingua Signs of mechanical damage (e.g., net wounds)
Sample.No 09 : Skin with metacercariae of cf. Cryptocotyle lingua Signs of mechanical damage (e.g., net wounds)
Sample.No 10 : Signs of mechanical damage (e.g., net wounds)
Sample.No 11 : Skin with metacercariae of cf. Cryptocotyle lingua Signs of mechanical damage (e.g., net wounds)
Sample.No 12 : Skin with metacercariae of cf. Cryptocotyle lingua Signs of mechanical damage (e.g., net wounds)
Sample.No 13 : Signs of mechanical damage (e.g., net wounds)
Sample.No 14 : Skin with metacercariae of cf. Cryptocotyle lingua Signs of mechanical damage (e.g., net wounds)
Sample.No 15 : Skin with metacercariae of cf. Cryptocotyle lingua Signs of mechanical damage (e.g., net wounds)
Sample.No 16 : Skin with metacercariae of cf. Cryptocotyle lingua Signs of mechanical damage (e.g., net wounds)
Sample.No 17 : Skin with metacercariae of cf. Cryptocotyle lingua Signs of mechanical damage (e.g., net wounds)
Sample.No 18 : Skin with metacercariae of cf. Cryptocotyle lingua
Sample.No 19 : Skin with metacercariae of cf. Cryptocotyle lingua
Sample.No 21 : Skin with metacercariae of cf. Cryptocotyle lingua Signs of mechanical damage (e.g., net wounds)
Sample.No 22 : Skin with metacercariae of cf. Cryptocotyle lingua Signs of mechanical damage (e.g., net wounds)
Sample.No 23 : Skin with metacercariae of cf. Cryptocotyle lingua Signs of mechanical damage (e.g., net wounds)
Sample.No 24 : Skin with metacercariae of cf. Cryptocotyle lingua
Sample.No 25 : Skin with metacercariae of cf. Cryptocotyle lingua Signs of mechanical damage (e.g., net wounds)

Species : GADU MOR, Gadus morhua, GB: Cod, N: Torsk.
Sample.area: J26 Oslofjorden, Tissue : LIVER.
Locality : 36B Færder, Latitude: 59°02.00N, Longitude: 10°27.00E.
Catch,date : 1994-1220, Count: 25, Sample type: Individual.

. Analytical Lab. =>							NIVA 312	NIVA 311	NIVA 312	NIVA 311	NIVA 340	NIVA 340	NIVA 340	NIVA 340	NIVA 340	NIVA 340	NIVA 340	NIVA 340	NIVA 340	Σ(*)	Σ(*)	NIVA 340	NIVA 340	Σ(*)
. Analysis Code. =>																								
Detection Limit =>																								
Samp/ Repl. no.	Sex F/M	Age year	Wght g	Lngt mm	Mean Weight g	Dry %	Fat %	Cd ppm w.wt	Cu ppm w.wt	Pb ppm w.wt	Zn ppm w.wt	CB28 ppb w.wt	CB52 ppb w.wt	CB101 ppb w.wt	CB105 ppb w.wt	CB118 ppb w.wt	CB138 ppb w.wt	CB153 ppb w.wt	CB156 ppb w.wt	CB180 ppb w.wt	CB209 ppb w.wt	CB_Σ7 ppb w.wt	CB_ΣΣ ppb w.wt	DDEPP ppb w.wt	TDEPP ppb w.wt	DD_Σn ppb w.wt
01/ 1	F	2.0	560.0	370.0	26.5	72.10	62.60	0.019	8.600	<.030	14.70	6.00	15.00	26.00	13.00	33.00	38.00	53.00	<5.00	11.00	<5.00	182.0	<200.0	26.00	<5.00	<31.00
02/ 1		2.0	625.4	370.0	35.1	77.30	68.30	0.044	8.100	<.020	16.30	15.00	28.00	32.00	32.00	72.00	53.00	67.00	6.00	18.00	<5.00	285.0	<328.0	26.00	<5.00	<31.00
03/ 1		2.0	688.2	420.0	33.7	77.60	68.20	0.090	9.800	<.030	17.00	37.00	52.00	81.00	105.00	255.00	150.00	190.00	17.00	53.00	<5.00	818.0	<945.0	37.00	<5.00	<42.00
04/ 1	M	3.0	910.5	460.0	27.8	73.00	64.90	0.012	10.700	<.030	19.10	45.00	80.00	120.00	141.00	341.00	206.00	264.00	26.00	85.00	<5.00	1141.0	<1313.0	61.00	13.00	74.00
05/ 1	F	3.0	1315.6	490.0	21.6	47.30	34.50	0.039	13.900	<.030	37.70	miss	13.00	26.00	26.00	72.00	106.00	158.00	11.00	42.00	<5.00	417.0	<459.0	74.00	15.00	89.00
06/ 1	F	3.0	1280.3	500.0	39.8	64.50	55.30	0.015	13.900	<.030	24.30	miss	22.00	34.00	27.00	63.00	86.00	138.00	10.00	33.00	<5.00	376.0	<418.0	55.00	15.00	70.00
07/ 1		3.0	1432.2	510.0	79.8	76.70	71.00	0.011	9.800	0.030	18.00	miss	23.00	39.00	21.00	60.00	76.00	101.00	7.00	19.00	<5.00	318.0	<351.0	45.00	15.00	60.00
08/ 1	F	3.0	1310.4	520.0	15.6	31.90	14.60	0.069	10.100	0.040	42.40	6.00	11.00	55.00	75.00	266.00	562.00	776.00	41.00	118.00	24.00	1794.0	1934.0	165.00	12.00	177.00
09/ 1	F	3.0	1603.4	530.0	24.9	42.40	27.70	0.051	14.600	<.030	37.90	5.00	15.00	54.00	33.00	98.00	155.00	256.00	17.00	58.00	<5.00	641.0	<696.0	124.00	17.00	141.00
10/ 1	F	3.0	1671.0	540.0	62.3	69.30	60.30	0.022	9.600	<.030	25.70	miss	22.00	34.00	21.00	62.00	89.00	137.00	11.00	32.00	<5.00	376.0	<413.0	64.00	16.00	80.00
11/ 1	F	3.0	1616.0	540.0	33.9	46.40	32.30	0.266	18.500	<.030	29.90	<5.00	8.00	17.00	20.00	48.00	76.00	120.00	8.00	31.00	<5.00	<305.0	<333.0	53.00	7.00	60.00
12/ 1	F	3.0	1718.6	540.0	77.7	72.60	64.20	0.011	12.700	<.030	20.10	<5.00	9.00	17.00	10.00	27.00	41.00	63.00	5.00	15.00	<5.00	<177.0	<192.0	33.00	<5.00	<38.00
13/ 1	F	3.0	1450.1	550.0	47.1	65.80	57.30	0.015	10.300	<.030	24.70	5.00	13.00	28.00	20.00	53.00	70.00	108.00	8.00	26.00	<5.00	303.0	<336.0	55.00	11.00	66.00
14/ 1	F	4.0	1834.3	550.0	77.9	72.70	65.80	0.014	6.700	0.040	18.50	<5.00	11.00	15.00	11.00	28.00	37.00	60.00	5.00	15.00	<5.00	<171.0	<187.0	27.00	<5.00	<32.00
15/ 1	F	3.0	1774.9	550.0	66.5	71.30	64.10	0.024	11.800	<.030	23.10	miss	14.00	21.00	14.00	38.00	59.00	86.00	7.00	22.00	<5.00	240.0	<266.0	41.00	11.00	52.00
16/ 1	F	3.0	1861.9	550.0	80.8	72.70	65.50	0.023	6.400	<.030	21.10	<5.00	17.00	33.00	19.00	49.00	61.00	82.00	6.00	19.00	<5.00	<266.0	<291.0	45.00	10.00	55.00
17/ 1	F	3.0	2040.0	560.0	90.3	74.20	67.50	0.013	9.900	<.030	20.40	6.00	17.00	31.00	17.00	48.00	61.00	87.00	6.00	17.00	<5.00	267.0	<295.0	45.00	14.00	59.00
18/ 1	F	3.0	1622.4	570.0	52.9	57.00	45.70	0.010	13.800	<.030	35.20	31.00	66.00	141.00	186.00	417.00	277.00	388.00	32.00	93.00	<5.00	1413.0	<1636.0	77.00	20.00	97.00
19/ 1	M	3.0	1951.6	580.0	80.2	73.80	67.10	0.021	10.700	<.030	24.60	6.00	16.00	38.00	19.00	58.00	79.00	128.00	9.00	31.00	<5.00	356.0	<389.0	72.00	13.00	85.00
20/ 1	F	4.0	2006.9	600.0	74.6	54.50	40.20	0.016	17.500	<.030	35.70	7.00	12.00	20.00	25.00	64.00	93.00	167.00	11.00	45.00	<5.00	408.0	<449.0	48.00	16.00	64.00
21/ 1	F	4.0	2122.6	600.0	70.5	64.40	54.70	0.016	14.400	<.030	29.80	miss	24.00	48.00	25.00	66.00	91.00	151.00	12.00	40.00	<5.00	420.0	<462.0	78.00	28.00	106.00
22/ 1	F	4.0	2235.4	600.0	76.4	70.10	63.40	0.013	14.900	<.030	24.90	6.00	20.00	47.00	53.00	66.00	89.00	173.00	13.00	46.00	<5.00	447.0	<518.0	77.00	23.00	100.00
23/ 1	M	4.0	2244.5	610.0	68.5	69.70	66.80	0.022	12.400	<.030	20.30	8.00	22.00	54.00	41.00	105.00	143.00	218.00	14.00	48.00	<5.00	598.0	<658.0	75.00	27.00	102.00
24/ 1	M	4.0	2388.9	620.0	73.6	66.50	57.70	0.056	10.900	<.030	24.20	15.00	41.00	127.00	80.00	192.00	248.00	324.00	20.00	62.00	<5.00	1009.0	<1114.0	211.00	47.00	258.00
25/ 1	F	4.0	2473.0	630.0	85.6	64.30	58.20	0.022	10.100	<.030	24.70	8.00	24.00	69.00	37.00	105.00	124.00	184.00	12.00	39.00	<5.00	553.0	<607.0	87.00	26.00	113.00
Mean		3.2	1629.5	534.4	56.9	65.12	55.92	0.037	11.604	<<.030	25.21	<11.89	23.80	48.28	42.84	107.44	122.80	179.16	<12.76	40.72	<<5.76	<531.2	<<591.6	68.04	<15.24	<83.28
Minim.		2.0	560.0	370.0	15.6	31.90	14.60	0.010	6.400	<.020	14.70	<5.00	8.00	15.00	10.00	27.00	37.00	53.00	<5.00	11.00	<5.00	<171.0	<187.0	26.00	<5.00	<31.00
Maxim.		4.0	2473.0	630.0	90.3	77.60	71.00	0.266	18.500	0.040	42.40	45.00	80.00	141.00	186.00	417.00	562.00	776.00	41.00	118.00	24.00	1794.0	1934.0	211.00	47.00	258.00
St.dev		0.6	531.0	69.8	23.8	11.99	14.89	0.052	3.037	~.004	7.51	~12.07	17.85	34.74	43.57	103.62	110.72	150.08	~8.88	26.45	~3.80	~408.7	~456.9	43.04	~9.55	~50.47
Count		25	25	25	25	25	25	25	25	25	25	19	25	25	25	25	25	25	25	25	25	25	25	25	25	25

miss(6) ! Missing value.

69

Tab.width cont'd **GADU MOR, LI, J26, 36B Færder, 1994-1220.**

. Analytical Lab. =>					NIVA	NIVA	Σ(*)	NIVA	NIVA	NIVA
. Analysis Code. =>					340	340	!	340	340	340
Detection Limit =>					3.00	3.00	!	3.00	3.00	3.00
Samp/ Repl. no.	Sex F/M	Age year	Wght g	Lngt mm	HCHA ppb w.wt	HCHG ppb w.wt	HC_Σn ppb w.wt	HCB ppb w.wt	QCB ppb w.wt	OCS ppb w.wt
01/ 1	F	2.0	560.0	370.0	7.00	16.00	23.00	8.00	<5.00	<5.00
02/ 1		2.0	625.4	370.0	12.00	18.00	30.00	9.00	<5.00	<5.00
03/ 1		2.0	688.2	420.0	9.00	18.00	27.00	8.00	<5.00	<5.00
04/ 1	M	3.0	910.5	460.0	13.00	19.00	32.00	9.00	<5.00	<5.00
05/ 1	F	3.0	1315.6	490.0	8.00	10.00	18.00	9.00	<5.00	<5.00
06/ 1	F	3.0	1280.3	500.0	18.00	17.00	35.00	12.00	5.00	<5.00
07/ 1		3.0	1432.2	510.0	14.00	26.00	40.00	12.00	<5.00	<5.00
08/ 1	F	3.0	1310.4	520.0	<5.00	<5.00	<5.00	<5.00	<5.00	<5.00
09/ 1	F	3.0	1603.4	530.0	<5.00	7.00	<12.00	9.00	<5.00	<5.00
10/ 1	F	3.0	1671.0	540.0	15.00	18.00	33.00	11.00	<5.00	<5.00
11/ 1	F	3.0	1616.0	540.0	<5.00	9.00	<14.00	6.00	<5.00	<5.00
12/ 1	F	3.0	1718.6	540.0	6.00	16.00	22.00	6.00	<5.00	<5.00
13/ 1	F	3.0	1450.1	550.0	7.00	17.00	24.00	8.00	<5.00	<5.00
14/ 1	F	4.0	1834.3	550.0	7.00	17.00	24.00	7.00	<5.00	<5.00
15/ 1	F	3.0	1774.9	550.0	11.00	17.00	28.00	8.00	<5.00	<5.00
16/ 1	F	3.0	1861.9	550.0	8.00	17.00	25.00	6.00	<5.00	<5.00
17/ 1	F	3.0	2040.0	560.0	7.00	18.00	25.00	8.00	<5.00	<5.00
18/ 1	F	3.0	1622.4	570.0	6.00	15.00	21.00	10.00	<5.00	<5.00
19/ 1	M	3.0	1951.6	580.0	8.00	28.00	36.00	12.00	<5.00	5.00
20/ 1	F	4.0	2006.9	600.0	9.00	17.00	26.00	9.00	<5.00	<5.00
21/ 1	F	4.0	2122.6	600.0	21.00	25.00	46.00	14.00	5.00	<5.00
22/ 1	F	4.0	2235.4	600.0	7.00	18.00	25.00	11.00	<5.00	5.00
23/ 1	M	4.0	2244.5	610.0	8.00	24.00	32.00	13.00	<5.00	<5.00
24/ 1	M	4.0	2388.9	620.0	6.00	18.00	24.00	12.00	<5.00	6.00
25/ 1	F	4.0	2473.0	630.0	7.00	18.00	25.00	11.00	<5.00	<5.00
Mean		3.2	1629.5	534.4	<9.16	<17.12	<26.08	<9.32	<<5.00	<<5.04
Minim.		2.0	560.0	370.0	<5.00	<5.00	<5.00	<5.00	<5.00	<5.00
Maxim.		4.0	2473.0	630.0	21.00	28.00	46.00	14.00	<5.00	6.00
St.dev		0.6	531.0	69.8	~4.17	~5.36	~8.73	~2.41	~0.00	~0.20
Count		25	25	25	25	25	25	25	25	25

Sample.No 01 : Skin with metacercariae of cf. Cryptocotyle lingua
Sample.No 02 : Skin with metacercariae of cf. Cryptocotyle lingua
Sample.No 03 : Skin with metacercariae of cf. Cryptocotyle lingua
Sample.No 04 : Skin with metacercariae of cf. Cryptocotyle lingua
Sample.No 05 : Skin with red film and/or uneven pigmentations
Sample.No 06 : Skin with red film and/or uneven pigmentations
Sample.No 07 : Skin with red film and/or uneven pigmentations
Sample.No 08 : Skin with metacercariae of cf. Cryptocotyle lingua
Sample.No 09 : Skin with red film and/or uneven pigmentations Muscle with signs of inner bleeding
Sample.No 12 : Skin with red film and/or uneven pigmentations
Sample.No 13 : Signs of mechanical damage (e.g., net wounds)
Sample.No 16 : Skin with metacercariae of cf. Cryptocotyle lingua Muscle with signs of inner bleeding
Sample.No 17 : Skin with metacercariae of cf. Cryptocotyle lingua Skin with red film and/or uneven pigmentations
Sample.No 18 : Skin with metacercariae of cf. Cryptocotyle lingua
Sample.No 19 : Muscle with signs of inner bleeding
Sample.No 20 : Skin with red film and/or uneven pigmentations
Sample.No 21 : Muscle with signs of inner bleeding
Sample.No 22 : Muscle with signs of inner bleeding Skin with red film and/or uneven pigmentations
Sample.No 23 : Muscle with signs of inner bleeding Skin with metacercariae of cf. Cryptocotyle lingua
Sample.No 24 : Skin with metacercariae of cf. Cryptocotyle lingua
Sample.No 25 : Muscle with signs of inner bleeding

Species : GADU MOR, Gadus morhua, GB: Cod, N: Torsk.
Sample.area: J26 Oslofjorden, Tissue : LIVER.
Locality : 36B Færder, Latitude: 59°02.00N, Longitude: 10°27.00E.
Catch,date : 1995-1215, Count: 25, Sample type: Individual.

. Analytical Lab. =>							NIVA	NIVA	NIVA	NIVA	NIVA	NIVA	NIVA	NIVA	NIVA	NIVA	NIVA	NIVA	NIVA	Σ(*)	Σ(*)	NIVA	NIVA	Σ(*)
. Analysis Code. =>							312	311	312	311	340	340	340	340	340	340	340	340	340	!	!	340	340	!
____ Detection Limit =>							0.050	0.010	0.030	1.00	3.00	3.00	3.00	3.00	3.00	3.00	3.00	3.00	3.00	!	!	4.00	3.00	!
Samp/ Repl. no.	Sex F/M	Age year	Wght g	Lngt mm	Mean Weight g	Dry %	Fat %	Cd ppm w.wt	Cu ppm w.wt	Pb ppm w.wt	Zn ppm w.wt	CB28 ppb w.wt	CB52 ppb w.wt	CB101 ppb w.wt	CB105 ppb w.wt	CB118 ppb w.wt	CB138 ppb w.wt	CB153 ppb w.wt	CB156 ppb w.wt	CB180 ppb w.wt	CB209 ppb w.wt	CB_Σ7 ppb w.wt	CB_ΣΣ ppb w.wt	DDEPP ppb w.wt	TDEPP ppb w.wt	DD_Σn ppb w.wt
01/ 1		3.0	465.5	370.0	3.8	25.10	4.75	0.099	5.700	0.040	37.60	<3.00	5.00	37.00	48.00	158.00	301.00	410.00	26.00	71.00	7.00	<985.0	<1066.0	40.00	<3.00	<43.00
02/ 1		3.0	555.8	380.0	5.0	21.40	3.08	0.100	13.200	<.030	38.30	<3.00	<3.00	10.00	13.00	34.00	62.00	81.00	7.00	17.00	3.00	<207.0	<230.0	18.00	<3.00	<21.00
03/ 1	F	3.0	566.1	390.0	4.9	33.20	15.00	0.106	3.300	<.030	31.60	8.00	30.00	160.00	77.00	233.00	420.00	620.00	39.00	110.00	10.00	1581.0	1707.0	184.00	22.00	206.00
04/ 1		3.0	639.1	400.0	7.7	42.00	23.70	0.024	15.100	<.020	36.50	20.00	85.00	417.00	317.00	933.00	1450.00	1930.00	148.00	380.00	26.00	5215.0	5706.0	305.00	52.00	357.00
05/ 1		3.0	764.6	415.0	8.0	27.80	10.00	0.050	9.500	<.020	35.00	8.00	11.00	81.00	140.00	405.00	680.00	900.00	58.00	152.00	12.00	2237.0	2447.0	101.00	14.00	115.00
06/ 1	M	3.0	709.4	420.0	10.8	44.50	26.40	0.027	5.200	<.020	26.60	19.00	56.00	274.00	172.00	490.00	800.00	997.00	80.00	211.00	57.00	2847.0	3156.0	183.00	36.00	219.00
07/ 1	M	3.0	690.1	425.0	7.9	24.20	6.05	0.066	6.300	<.020	30.40	6.00	12.00	92.00	87.00	290.00	460.00	610.00	41.00	100.00	4.00	1570.0	1702.0	47.00	6.00	53.00
08/ 1	M	4.0	899.7	455.0	14.4	28.20	9.25	0.234	9.600	0.300	35.50	5.00	12.00	68.00	64.00	195.00	396.00	551.00	35.00	124.00	565.00	1351.0	2015.0	46.00	5.00	51.00
09/ 1	M	4.0	943.0	470.0	11.1	27.90	9.38	0.060	5.700	<.020	43.40	6.00	13.00	128.00	204.00	620.00	1230.00	1760.00	121.00	330.00	17.00	4087.0	4429.0	107.00	6.00	113.00
10/ 1	F	3.0	1046.3	490.0	24.2	58.20	48.50	0.025	12.600	<.020	25.60	7.00	18.00	60.00	54.00	143.00	165.00	301.00	24.00	68.00	<3.00	762.0	<843.0	50.00	6.00	56.00
11/ 1	M	3.0	1176.6	495.0	17.2	38.10	20.60	0.013	10.200	<.020	35.00	9.00	13.00	81.00	184.00	567.00	1270.00	1740.00	101.00	241.00	30.00	3921.0	4236.0	105.00	4.00	109.00
12/ 1	M	4.0	1279.6	500.0	32.0	57.30	46.10	0.057	6.400	<.020	23.50	18.00	78.00	488.00	257.00	831.00	1481.00	1849.00	148.00	363.00	43.00	5108.0	5556.0	174.00	22.00	196.00
13/ 1	M	4.0	1417.2	505.0	68.3	63.30	51.30	0.017	8.700	<.020	19.10	18.00	48.00	129.00	117.00	289.00	279.00	349.00	28.00	73.00	10.00	1185.0	1340.0	65.00	8.00	73.00
14/ 1	M	3.0	1168.3	510.0	15.2	38.10	20.90	0.050	3.700	0.020	33.10	9.00	26.00	107.00	74.00	195.00	284.00	387.00	26.00	79.00	5.00	1087.0	1192.0	113.00	13.00	126.00
15/ 1	M	5.0	1593.8	510.0	41.1	66.80	58.80	0.028	8.000	<.020	25.00	30.00	121.00	568.00	320.00	993.00	1675.00	2055.00	158.00	435.00	90.00	5877.0	6445.0	165.00	16.00	181.00
16/ 1	M	5.0	1436.5	525.0	40.1	65.50	56.20	0.043	9.300	<.020	26.50	21.00	115.00	719.00	445.00	1409.00	2654.00	3270.00	229.00	596.00	31.00	8784.0	9489.0	199.00	17.00	216.00
17/ 1	F	3.0	1556.1	535.0	44.5	58.10	46.20	0.027	7.400	<.020	18.10	10.00	28.00	74.00	50.00	134.00	182.00	297.00	20.00	57.00	<3.00	782.0	<855.0	51.00	6.00	57.00
18/ 1	F	4.0	1390.9	535.0	20.1	41.70	28.00	0.033	5.400	<.020	26.40	27.00	148.00	789.00	430.00	1260.00	2000.00	2520.00	199.00	504.00	33.00	7248.0	7910.0	265.00	25.00	290.00
19/ 1	M	4.0	1624.6	540.0	52.5	66.20	58.10	0.014	7.700	<.020	20.30	24.00	92.00	494.00	326.00	999.00	1812.00	2211.00	156.00	454.00	20.00	6086.0	6588.0	166.00	19.00	185.00
20/ 1	F	3.0	1561.8	560.0	57.3	64.30	53.50	0.013	3.700	<.020	16.70	8.00	28.00	90.00	42.00	123.00	173.00	229.00	14.00	36.00	3.00	687.0	746.0	51.00	6.00	57.00
21/ 1	M	4.0	1805.6	590.0	28.4	50.10	34.90	0.042	23.100	<.020	38.40	11.00	24.00	83.00	86.00	226.00	287.00	422.00	28.00	81.00	<3.00	1134.0	<1251.0	67.00	8.00	75.00
22/ 1	F	4.0	1838.0	600.0	29.9	48.00	32.80	0.048	20.100	<.020	34.70	9.00	37.00	129.00	119.00	329.00	392.00	642.00	40.00	112.00	3.00	1650.0	1812.0	38.00	5.00	43.00
23/ 1	M	5.0	2032.6	610.0	32.8	45.80	31.70	0.053	15.800	0.020	32.30	28.00	101.00	756.00	704.00	2220.00	3840.00	4790.00	367.00	1004.00	81.00	12739.0	13891.0	271.00	18.00	289.00
24/ 1		4.0	3393.4	700.0	67.5	60.50	48.20	0.028	8.200	<.020	31.10	9.00	25.00	91.00	65.00	188.00	288.00	424.00	27.00	80.00	5.00	1105.0	1202.0	78.00	6.00	84.00
25/ 1	M	6.0	4000.0	710.0	81.8	50.70	36.60	0.026	5.700	<.020	24.90	20.00	172.00	1633.00	973.00	2340.00	3850.00	4740.00	540.00	895.00	70.00	13650.0	15233.0	336.00	24.00	360.00
Mean		3.7	1382.2	505.6	29.1	45.88	31.20	0.051	9.184	<<.033	29.82	<13.44	<52.04	302.32	214.72	624.16	1057.24	1363.40	106.40	262.92	<45.36	<3675.4	<4041.9	129.00	<14.00	<143.00
Minim.		3.0	465.5	370.0	3.8	21.40	3.08	0.013	3.300	<.020	16.70	<3.00	<3.00	10.00	13.00	34.00	62.00	81.00	7.00	17.00	<3.00	<207.0	<230.0	18.00	<3.00	<21.00
Maxim.		6.0	4000.0	710.0	81.8	66.80	58.80	0.234	23.100	0.300	43.40	30.00	172.00	1633.00	973.00	2340.00	3850.00	4790.00	540.00	1004.00	565.00	13650.0	15233.0	336.00	52.00	360.00
St.dev		0.8	830.9	90.8	22.5	14.93	18.48	0.046	5.025	~.056	7.13	~8.23	~48.25	370.43	227.73	627.99	1089.49	1333.47	124.82	264.99	~111.29	~3696.4	~4049.9	91.56	~11.71	~101.42
Count		25		25	25	25	25	25	25	25	25	25	25	25	25	25	25	25	25	25	25	25	25	25	25	25

Tab.width cont'd **GADU MOR, LI, J26, 36B Færder, 1995-1215.**

. Analytical Lab. =>				NIVA	NIVA	Σ(*)	NIVA	NIVA	NIVA
. Analysis Code. =>				340	340	!	340	340	340
Detection Limit =>				3.00	3.00	!	3.00	3.00	3.00
Samp/ Repl. no.	Sex F/M	Age year	Wght g	Lngt mm	HCHA ppb w.wt	HCHG ppb w.wt	HC_Σn ppb w.wt	HCB ppb w.wt	QCB ppb w.wt	OCS ppb w.wt
01/ 1		3.0	465.5	370.0	<3.00	<3.00	<3.00	<3.00	<3.00	<3.00
02/ 1		3.0	555.8	380.0	<3.00	<3.00	<3.00	<3.00	<3.00	<3.00
03/ 1	F	3.0	566.1	390.0	<3.00	<3.00	<3.00	5.00	<3.00	<3.00
04/ 1		3.0	639.1	400.0	<3.00	3.00	<6.00	5.00	<3.00	<3.00
05/ 1		3.0	764.6	415.0	<3.00	<3.00	<3.00	<3.00	<3.00	<3.00
06/ 1	M	3.0	709.4	420.0	<3.00	3.00	<6.00	5.00	<3.00	6.00
07/ 1	M	3.0	690.1	425.0	<3.00	<3.00	<3.00	<3.00	<3.00	<3.00
08/ 1	M	4.0	899.7	455.0	<3.00	<3.00	<3.00	<3.00	<3.00	16.00
09/ 1	M	4.0	943.0	470.0	<3.00	<3.00	<3.00	<3.00	<3.00	<3.00
10/ 1	F	3.0	1046.3	490.0	9.00	20.00	29.00	11.00	<3.00	<3.00
11/ 1	M	3.0	1176.6	495.0	<3.00	<3.00	<3.00	3.00	<3.00	<3.00
12/ 1	M	4.0	1279.6	500.0	3.00	4.00	7.00	7.00	<3.00	<3.00
13/ 1	M	4.0	1417.2	505.0	5.00	8.00	13.00	7.00	<3.00	<3.00
14/ 1	M	3.0	1168.3	510.0	<3.00	<3.00	<3.00	5.00	<3.00	<3.00
15/ 1	M	5.0	1593.8	510.0	3.00	3.00	6.00	8.00	<3.00	4.00
16/ 1	M	5.0	1436.5	525.0	3.00	4.00	7.00	8.00	<3.00	<3.00
17/ 1	F	3.0	1556.1	535.0	3.00	5.00	8.00	11.00	<3.00	<3.00
18/ 1	F	4.0	1390.9	535.0	<3.00	<3.00	<3.00	8.00	<3.00	4.00
19/ 1	M	4.0	1624.6	540.0	3.00	4.00	7.00	10.00	<3.00	<3.00
20/ 1	F	3.0	1561.8	560.0	4.00	6.00	10.00	8.00	<3.00	<3.00
21/ 1	M	4.0	1805.6	590.0	<3.00	3.00	<6.00	10.00	<3.00	<3.00
22/ 1	F	4.0	1838.0	600.0	<3.00	3.00	<6.00	3.00	<3.00	<3.00
23/ 1	M	5.0	2032.6	610.0	<3.00	<3.00	<3.00	6.00	<3.00	3.00
24/ 1		4.0	3393.4	700.0	3.00	4.00	7.00	12.00	<3.00	6.00
25/ 1	M	6.0	4000.0	710.0	<3.00	<3.00	<3.00	3.00	<3.00	<3.00
Mean		3.7	1382.2	505.6	<<3.36	<<4.24	<<6.16	<6.12	<<3.00	<<3.84
Minim.		3.0	465.5	370.0	<3.00	<3.00	<3.00	<3.00	<3.00	<3.00
Maxim.		6.0	4000.0	710.0	9.00	20.00	29.00	12.00	<3.00	16.00
St.dev		0.8	830.9	90.8	~1.25	~3.49	~5.44	~3.03	~0.00	~2.67
Count		25	25	25	25	25	25	25	25	25

Sample.No 01 : Skin with metacercariae of cf. Cryptocotyle lingua Muscle with signs of inner bleeding
Sample.No 02 : Skin with metacercariae of cf. Cryptocotyle lingua Muscle with signs of inner bleeding
Sample.No 03 : Liver and/or intestinal guts with larvae of Anisakis simplex Muscle with signs of inner bleeding
Sample.No 04 : Muscle with signs of inner bleeding
Sample.No 05 : Muscle with signs of inner bleeding
Sample.No 06 : Skin with metacercariae of cf. Cryptocotyle lingua Muscle with signs of inner bleeding
Sample.No 07 : Skin with metacercariae of cf. Cryptocotyle lingua Muscle with signs of inner bleeding Liver with signs of bleeding
Sample.No 08 : Muscle with signs of inner bleeding
Sample.No 09 : Skin with metacercariae of cf. Cryptocotyle lingua Muscle with signs of inner bleeding Liver with signs of bleeding
Sample.No 10 : Skin with red film and/or uneven pigmentations
Sample.No 11 : Muscle with signs of inner bleeding
Sample.No 12 : Muscle with signs of inner bleeding
Sample.No 13 : Skin with metacercariae of cf. Cryptocotyle lingua Muscle with signs of inner bleeding
Sample.No 14 : Muscle with signs of inner bleeding Liver with necrotic areas and/or discolouration
Sample.No 15 : Skin with metacercariae of cf. Cryptocotyle lingua Muscle with signs of inner bleeding
Sample.No 16 : Skin with metacercariae of cf. Cryptocotyle lingua Muscle with signs of inner bleeding
Sample.No 17 : Skin with red film and/or uneven pigmentations
Sample.No 18 : Skin with metacercariae of cf. Cryptocotyle lingua Muscle with signs of inner bleeding
Sample.No 20 : Skin with metacercariae of cf. Cryptocotyle lingua Muscle with signs of inner bleeding
Sample.No 21 : Skin with metacercariae of cf. Cryptocotyle lingua Muscle with signs of inner bleeding Skin with red film and/or uneven pigmentations
Sample.No 22 : Muscle with signs of inner bleeding Skin with red film and/or uneven pigmentations
Sample.No 23 : Skin with metacercariae of cf. Cryptocotyle lingua Muscle with signs of inner bleeding
Sample.No 24 : Muscle with signs of inner bleeding Skin with red film and/or uneven pigmentations
Sample.No 25 : Skin with metacercariae of cf. Cryptocotyle lingua Muscle with signs of inner bleeding

72

Species : GADU MOR, Gadus morhua, GB: Cod, N: Torsk.
Sample.area: J26 Oslofjorden, Tissue : LIVER.
Locality : 36B Færder, Latitude: 59°02.00N, Longitude: 10°27.00E.
Catch,date : 1996-1130, Count: 25, Sample type: Individual.

. Analytical Lab. =>																								
. Analysis Code. =>																								
Detection Limit =>																								
Samp/ Repl. no.	Sex F/M	Age year	Wght g	Lngt mm	Mean Weight g	Dry %	Fat %	NIVA 312 0.050 Cd ppm w.wt	NIVA 311 0.010 Cu ppm w.wt	NIVA 312 0.030 Pb ppm w.wt	NIVA 311 1.00 Zn ppm w.wt	NIVA 340 3.00 CB28 ppb w.wt	NIVA 340 3.00 CB52 ppb w.wt	NIVA 340 3.00 CB101 ppb w.wt	NIVA 340 3.00 CB105 ppb w.wt	NIVA 340 3.00 CB118 ppb w.wt	NIVA 340 3.00 CB138 ppb w.wt	NIVA 340 3.00 CB153 ppb w.wt	NIVA 340 3.00 CB156 ppb w.wt	NIVA 340 3.00 CB180 ppb w.wt	NIVA 340 3.00 CB209 ppb w.wt	Σ(*) ! CB_Σ7 ppb w.wt	Σ(*) ! CB_ΣΣ ppb w.wt	NIVA 340 4.00 DDEPP ppb w.wt	NIVA 340 3.00 TDEPP ppb w.wt	Σ(*) ! DD_Σn ppb w.wt
01/ 1	F	3.0	440.0	370.0	14.1	62.60	51.60	0.040	3.760	<.040	21.80	25.00	125.00	446.00	161.00	477.00	771.00	935.00	61.00	138.00	10.00	2917.0	3149.0	184.00	55.00	239.00
02/ 1	M	3.5	456.0	380.0	18.1	62.80	55.20	0.015	14.000	<.040	22.80	74.00	560.00	670.00	598.00	1184.00	802.00	1020.00	89.00	205.00	10.00	4515.0	5212.0	237.00	67.00	304.00
03/ 1	F	3.0	481.0	385.0	11.5	43.40	29.60	0.035	6.780	<.030	25.60	16.00	95.00	410.00	174.00	503.00	714.00	881.00	60.00	141.00	4.00	2760.0	2998.0	178.00	32.00	210.00
04/ 1	M	4.0	594.0	430.0	10.4	40.60	24.10	0.037	13.200	<.030	36.50	24.00	105.00	252.00	230.00	478.00	475.00	654.00	52.00	121.00	6.00	2109.0	2397.0	149.00	38.00	187.00
05/ 1	M	3.5	761.0	440.0	25.6	66.90	63.30	0.014	10.500	<.040	24.10	46.00	165.00	505.00	242.00	611.00	864.00	971.00	85.00	168.00	14.00	3330.0	3671.0	372.00	137.00	509.00
06/ 1	F	3.0	743.0	440.0	26.8	56.60	45.50	0.016	3.340	<.030	21.70	32.00	143.00	380.00	254.00	626.00	620.00	839.00	89.00	215.00	11.00	2855.0	3209.0	299.00	111.00	410.00
07/ 1	F	3.5	725.0	440.0	27.1	60.00	48.50	0.012	5.860	<.040	21.00	43.00	120.00	383.00	335.00	780.00	830.00	970.00	76.00	157.00	10.00	3283.0	3704.0	320.00	105.00	425.00
08/ 1	M	3.0	674.0	450.0	10.2	36.60	21.00	0.033	13.500	<.030	31.10	15.00	60.00	318.00	308.00	543.00	710.00	937.00	105.00	258.00	9.00	2841.0	3263.0	166.00	58.00	224.00
09/ 1	M	4.0	745.0	455.0	21.2	63.70	54.00	0.025	7.360	<.030	24.90	44.00	173.00	575.00	258.00	706.00	950.00	1120.00	89.00	186.00	12.00	3754.0	4113.0	441.00	164.00	605.00
10/ 1	F	4.0	764.0	460.0	11.5	28.50	12.00	0.039	12.900	<.030	40.30	13.00	50.00	298.00	141.00	400.00	574.00	803.00	67.00	138.00	6.00	2276.0	2490.0	205.00	59.00	264.00
11/ 1	M	4.0	1033.0	470.0	34.0	63.60	54.30	0.026	8.560	<.030	25.70	3.00	5.00	12.00	20.00	40.00	46.00	96.00	7.00	23.00	2.00	225.0	254.0	44.00	6.00	50.00
12/ 1	M	4.0	1108.0	470.0	23.9	54.20	41.80	0.031	4.250	<.030	21.60	3.00	6.00	21.00	27.00	60.00	84.00	176.00	14.00	44.00	2.00	394.0	437.0	75.00	13.00	88.00
13/ 1	M	5.0	1143.0	490.0	13.2	29.20	11.30	0.044	15.600	<.040	43.00	9.00	24.00	119.00	83.00	235.00	253.00	356.00	30.00	79.00	2.00	1075.0	1190.0	88.00	15.00	103.00
14/ 1	F	5.0	1212.0	490.0	22.1	54.00	42.20	0.066	12.900	<.030	30.20	4.00	11.00	32.00	29.00	67.00	100.00	175.00	13.00	40.00	2.00	429.0	473.0	70.00	17.00	87.00
15/ 1	F	4.0	1250.0	490.0	19.8	44.70	29.50	0.044	19.300	<.030	40.90	3.00	6.00	23.00	31.00	67.00	98.00	221.00	18.00	58.00	3.00	476.0	528.0	68.00	14.00	82.00
16/ 1	F	5.0	1182.0	500.0	29.1	56.90	46.00	0.024	17.600	<.030	29.00	4.00	10.00	31.00	27.00	60.00	80.00	157.00	13.00	38.00	2.00	380.0	422.0	66.00	16.00	82.00
17/ 1	M	4.0	1332.0	500.0	41.3	62.10	54.70	0.016	7.730	<.030	25.00	3.00	8.00	24.00	26.00	59.00	75.00	150.00	12.00	36.00	2.00	355.0	395.0	61.00	14.00	75.00
18/ 1	F	4.0	1155.0	500.0	46.9	69.20	65.40	0.015	9.820	<.040	22.90	6.00	15.00	35.00	26.00	56.00	73.00	100.00	8.00	23.00	<2.00	308.0	<344.0	39.00	16.00	55.00
19/ 1	M	4.0	1297.0	510.0	34.9	59.20	48.70	0.028	15.900	<.030	27.80	4.00	10.00	25.00	23.00	52.00	82.00	113.00	8.00	22.00	<2.00	308.0	<341.0	46.00	16.00	62.00
20/ 1	F	4.0	1338.0	510.0	30.1	61.00	50.70	0.038	12.900	<.030	25.90	4.00	11.00	40.00	36.00	82.00	117.00	219.00	19.00	59.00	3.00	532.0	590.0	108.00	17.00	125.00
21/ 1	F	4.0	1394.0	530.0	21.0	54.40	42.00	0.170	8.050	<.030	25.20	3.00	10.00	27.00	46.00	105.00	152.00	280.00	24.00	78.00	3.00	655.0	728.0	110.00	19.00	129.00
22/ 1	M	4.0	1906.0	575.0	32.9	46.30	30.50	0.041	7.310	<.040	26.60	4.00	13.00	54.00	40.00	94.00	141.00	244.00	20.00	59.00	2.00	609.0	671.0	141.00	32.00	173.00
23/ 1	F	5.0	1932.0	595.0	67.6	59.40	49.80	0.024	9.770	<.030	27.00	6.00	15.00	52.00	45.00	104.00	143.00	184.00	15.00	41.00	<2.00	545.0	<607.0	114.00	21.00	135.00
24/ 1	M	5.0	2442.0	610.0	37.6	44.50	29.00	0.060	13.600	<.040	43.00	7.00	19.00	118.00	78.00	202.00	363.00	544.00	39.00	115.00	13.00	1368.0	1498.0	399.00	55.00	454.00
25/ 1	F	5.0	2882.0	690.0	55.4	52.60	38.90	0.042	4.230	<.030	24.90	13.00	34.00	120.00	55.00	142.00	244.00	350.00	25.00	71.00	3.00	974.0	1057.0	273.00	75.00	348.00
Mean		4.0	1159.6	487.2	27.5	53.32	41.58	0.037	10.349	<<.033	28.34	16.32	71.72	198.80	131.72	309.32	374.44	499.80	41.52	100.52	<5.48	1570.9	<1749.6	170.12	46.88	217.00
Minim.		3.0	440.0	370.0	10.2	28.50	11.30	0.012	3.340	<.030	21.00	3.00	5.00	12.00	20.00	40.00	46.00	96.00	7.00	22.00	<2.00	225.0	254.0	39.00	6.00	50.00
Maxim.		5.0	2882.0	690.0	67.6	69.20	65.40	0.170	19.300	<.040	43.00	74.00	560.00	670.00	598.00	1184.00	950.00	1120.00	105.00	258.00	14.00	4515.0	5212.0	441.00	164.00	605.00
St.dev		0.7	605.9	73.1	14.4	11.26	14.71	0.031	4.504	~.005	6.90	18.36	115.87	205.55	141.15	304.58	316.83	364.74	32.27	68.53	~4.20	1339.5	~1504.7	119.29	42.59	159.05
Count		25	25	25	25	25	25	25	25	25	25	25	25	25	25	25	25	25	25	25	25	25	25	25	25	25

73

Tab.width cont'd GADU MOR, LI, J26, 36B Færder, 1996-1130.

. Analytical Lab. =>					NIVA	NIVA	Σ(*)	NIVA	NIVA	NIVA
. Analysis Code. =>					340	340	!	340	340	340
Detection Limit =>					3.00	3.00	!	3.00	3.00	3.00
Samp/ Repl. no.	Sex F/M	Age year	Wght g	Lngt mm	HCHA ppb w.wt	HCHG ppb w.wt	HC_En ppb w.wt	HCB ppb w.wt	QCB ppb w.wt	OCS ppb w.wt
01/ 1	F	3.0	440.0	370.0	5.00	8.00	13.00	8.00	<2.00	<2.00
02/ 1	M	3.5	456.0	380.0	5.00	8.00	13.00	14.00	<2.00	<2.00
03/ 1	F	3.0	481.0	385.0	3.00	5.00	8.00	3.00	<2.00	<2.00
04/ 1	M	4.0	594.0	430.0	2.00	3.00	5.00	6.00	<2.00	<2.00
05/ 1	M	3.5	761.0	440.0	7.00	12.00	19.00	19.00	<2.00	<2.00
06/ 1	F	3.0	743.0	440.0	5.00	11.00	16.00	11.00	<2.00	<2.00
07/ 1	F	3.5	725.0	440.0	5.00	10.00	15.00	12.00	<2.00	<2.00
08/ 1	M	3.0	674.0	450.0	2.00	6.00	8.00	3.00	<2.00	<2.00
09/ 1	M	4.0	745.0	455.0	6.00	10.00	16.00	18.00	<2.00	<2.00
10/ 1	F	4.0	764.0	460.0	<2.00	2.00	<4.00	2.00	<2.00	<2.00
11/ 1	M	4.0	1033.0	470.0	8.00	23.00	31.00	11.00	<2.00	<2.00
12/ 1	M	4.0	1108.0	470.0	6.00	15.00	21.00	11.00	<2.00	<2.00
13/ 1	M	5.0	1143.0	490.0	<2.00	4.00	<6.00	2.00	<2.00	<2.00
14/ 1	F	5.0	1212.0	490.0	5.00	16.00	21.00	12.00	<2.00	<2.00
15/ 1	F	4.0	1250.0	490.0	3.00	13.00	16.00	7.00	<2.00	<2.00
16/ 1	F	5.0	1182.0	500.0	5.00	17.00	22.00	10.00	<2.00	<2.00
17/ 1	M	4.0	1332.0	500.0	6.00	20.00	26.00	9.00	2.00	<2.00
18/ 1	F	4.0	1155.0	500.0	7.00	17.00	24.00	9.00	<2.00	<2.00
19/ 1	M	4.0	1297.0	510.0	5.00	15.00	20.00	9.00	<2.00	<2.00
20/ 1	F	4.0	1338.0	510.0	6.00	14.00	20.00	12.00	<2.00	2.00
21/ 1	F	4.0	1394.0	530.0	5.00	11.00	16.00	9.00	<2.00	<2.00
22/ 1	M	4.0	1906.0	575.0	3.00	11.00	14.00	9.00	<2.00	<2.00
23/ 1	F	5.0	1932.0	595.0	5.00	15.00	20.00	9.00	<2.00	<2.00
24/ 1	M	5.0	2442.0	610.0	3.00	9.00	12.00	9.00	<2.00	11.00
25/ 1	F	5.0	2882.0	690.0	4.00	11.00	15.00	20.00	<2.00	3.00
Mean		4.0	1159.6	487.2	<4.60	11.44	<16.04	9.76	<<2.00	<<2.40
Minim.		3.0	440.0	370.0	<2.00	2.00	<4.00	2.00	<2.00	<2.00
Maxim.		5.0	2882.0	690.0	8.00	23.00	31.00	20.00	<2.00	11.00
St.dev		0.7	605.9	73.1	~1.71	5.24	~6.66	4.73	~0.00	~1.80
Count		25	25	25	25	25	25	25	25	25

Sample.No 01 : Skin with metacercariae of cf. Cryptocotyle lingua Muscle with signs of inner bleeding
Sample.No 02 : Skin with metacercariae of cf. Cryptocotyle lingua
Sample.No 03 : Skin with metacercariae of cf. Cryptocotyle lingua
Sample.No 04 : Skin with metacercariae of cf. Cryptocotyle lingua
Sample.No 05 : Skin with metacercariae of cf. Cryptocotyle lingua Muscle with signs of inner bleeding
Sample.No 06 : Skin with metacercariae of cf. Cryptocotyle lingua Muscle with signs of inner bleeding
Sample.No 07 : Skin with metacercariae of cf. Cryptocotyle lingua
Sample.No 08 : Skin with metacercariae of cf. Cryptocotyle lingua
Sample.No 09 : Muscle with signs of inner bleeding
Sample.No 10 : Skin with metacercariae of cf. Cryptocotyle lingua
Sample.No 11 : Muscle with signs of inner bleeding Skin with red film and/or uneven pigmentations
Sample.No 12 : Muscle with signs of inner bleeding Skin with red film and/or uneven pigmentations
Sample.No 13 : Muscle with signs of inner bleeding Skin with metacercariae of cf. Cryptocotyle lingua
Sample.No 14 : Muscle with signs of inner bleeding Skin with red film and/or uneven pigmentations
Sample.No 15 : Muscle with signs of inner bleeding Skin with red film and/or uneven pigmentations
Sample.No 16 : Muscle with signs of inner bleeding Skin with red film and/or uneven pigmentations
Sample.No 17 : Muscle with signs of inner bleeding
Sample.No 18 : Muscle with signs of inner bleeding Liver and/or intestinal guts with larvae of Anisakis simplex Skin with red film and/or uneven pigmentations
Sample.No 19 : Muscle with signs of inner bleeding Skin with red film and/or uneven pigmentations
Sample.No 20 : Muscle with signs of inner bleeding Skin with red film and/or uneven pigmentations
Sample.No 21 : Muscle with signs of inner bleeding Skin with red film and/or uneven pigmentations
Sample.No 22 : Muscle with signs of inner bleeding Liver and/or intestinal guts with larvae of Anisakis simplex Skin with red film and/or uneven pigmentations
Sample.No 23 : Skin with metacercariae of cf. Cryptocotyle lingua Muscle with signs of inner bleeding Skin with red film and/or uneven pigmentations
Sample.No 24 : Skin with metacercariae of cf. Cryptocotyle lingua Muscle with signs of inner bleeding Liver and/or intestinal guts with larvae of Anisakis simplex Skin with red film and/or uneven pigmentations
Sample.No 25 : Muscle with signs of inner bleeding Liver and/or intestinal guts with larvae of Anisakis simplex Skin with red film and/or uneven pigmentations

24

Species : GADU MOR, Gadus morhua, GB: Cod, N: Torsk.
Sample.area: J26 Oslofjorden, Tissue : LIVER.
Locality : 36B Færder, Latitude: 59°02.00N, Longitude: 10°32.00E.
Catch,date : 1997-1012, Count: 25, Sample type: Individual.

. Analytical Lab. =>					NIVA	NIVA	NIVA	NIVA	NIVA	NIVA	NIVA	NIVA	NIVA	NIVA	NIVA	NIVA	NIVA	NIVA	Σ(*)	Σ(*)	NIVA	NIVA	Σ(*)
. Analysis Code. =>					312	311	312	311	340	340	340	340	340	340	340	340	340	340	!	!	340	340	!
Detection Limit =>					0.050	0.010	0.040	1.00	3.00	3.00	3.00	3.00	3.00	3.00	3.00	3.00	3.00	3.00	!	!	4.00	3.00	!
Samp/ Repl. no.	Sex F/M	Age year	Wght g	Lngt mm	Mean Weight g	Dry %	Fat %	Cd ppm w.wt	Cu ppm w.wt	Pb ppm w.wt	Zn ppm w.wt	CB28 ppb w.wt	CB52 ppb w.wt	CB101 ppb w.wt	CB105 ppb w.wt	CB118 ppb w.wt	CB138 ppb w.wt	CB153 ppb w.wt	CB156 ppb w.wt	CB180 ppb w.wt	CB209 ppb w.wt	CB_Σ7 ppb w.wt	CB_ΣΣ ppb w.wt	DDEPP ppb w.wt	TDEPP ppb w.wt	DD_Σn ppb w.wt
01/ 1	M	4.0	518.0	400.0	6.0	27.80	6.41	0.051	13.500	<.040	36.10	1.10	1.00	4.90	13.00	33.00	48.00	72.00	5.00	14.00	0.50	174.0	192.5	16.00	3.30	19.30
02/ 1	F	4.0	676.1	425.0	9.0	42.00	25.11	0.082	7.950	<.040	45.70	4.70	2.00	16.00	46.00	122.00	163.00	270.00	19.00	57.00	3.70	634.7	703.4	129.00	23.00	152.00
03/ 1	M	6.0	1390.0	505.0	33.9	71.50	57.39	0.039	7.530	<.040	18.50	5.00	14.00	70.00	37.00	98.00	211.00	272.00	18.00	50.00	2.00	720.0	777.0	176.00	47.00	223.00
04/ 1	M	6.0	1288.4	530.0	15.3	21.50	3.86	0.042	2.510	<.040	19.90	4.40	3.70	8.60	16.00	46.00	63.00	120.00	7.90	24.00	1.60	269.7	295.2	25.00	2.90	27.90
05/ 1	M	6.0	1212.0	530.0	20.2	53.10	37.36	0.052	6.840	<.040	26.00	3.00	3.00	39.00	47.00	133.00	270.00	375.00	25.00	72.00	4.00	895.0	971.0	194.00	30.00	224.00
06/ 1	M	7.0	1332.5	555.0	11.2	21.70	3.42	0.110	22.400	<.040	83.40	1.90	4.30	26.00	25.00	62.00	87.00	131.00	11.00	31.00	1.30	343.2	380.5	51.00	12.00	63.00
07/ 1	F	6.0	1325.0	555.0	15.6	22.10	4.79	0.092	41.000	<.040	54.60	3.60	2.90	20.00	41.00	102.00	144.00	183.00	15.00	35.00	2.00	490.5	548.5	55.00	11.00	66.00
08/ 1	F	7.0	1517.5	560.0	13.8	21.60	4.38	0.088	55.400	<.040	73.50	2.70	1.50	5.70	25.00	57.00	75.00	162.00	13.00	46.00	1.60	349.9	389.5	34.00	8.70	42.70
09/ 1	F	6.0	2172.4	570.0	102.8	57.60	44.51	0.013	10.900	<.040	26.10	3.00	3.00	26.00	28.00	66.00	102.00	161.00	12.00	32.00	<2.00	393.0	<435.0	52.00	15.00	67.00
10/ 1	F	6.0	997.1	570.0	10.5	19.90	3.97	0.137	26.400	<.040	51.00	2.50	1.30	3.20	18.00	39.00	43.00	60.00	5.00	13.00	<0.50	162.0	<185.5	13.00	1.60	14.60
11/ 1	F	7.0	2016.0	570.0	51.2	57.70	46.69	0.019	8.370	<.040	32.20	6.00	8.00	62.00	44.00	98.00	241.00	341.00	24.00	67.00	5.00	823.0	896.0	207.00	51.00	258.00
12/ 1	F	7.0	1030.9	580.0	9.3	24.20	4.86	0.168	13.900	<.040	64.70	0.80	<0.50	3.00	35.00	91.00	116.00	169.00	11.00	34.00	1.50	<414.3	<461.8	33.00	4.40	37.40
13/ 1	F	6.0	1855.9	580.0	33.4	51.00	36.86	0.043	24.100	<.040	40.30	6.00	<2.00	98.00	70.00	181.00	419.00	513.00	33.00	94.00	10.00	<1313.0	<1426.0	211.00	53.00	264.00
14/ 1	M	6.0	1993.2	595.0	16.8	20.80	5.00	0.127	9.610	<.040	49.90	1.70	<0.50	11.00	19.00	54.00	103.00	188.00	12.00	44.00	2.90	<402.2	<436.1	84.00	15.00	99.00
15/ 1	F	6.0	1940.8	600.0	28.4	51.40	38.28	0.045	5.840	<.040	34.50	3.00	15.00	26.00	79.00	181.00	217.00	515.00	40.00	137.00	3.00	1094.0	1216.0	93.00	22.00	115.00
16/ 1	M	6.0	1090.5	600.0	15.1	37.50	20.16	0.085	4.340	<.040	43.80	9.00	21.00	84.00	74.00	192.00	273.00	369.00	25.00	78.00	4.00	1026.0	1129.0	221.00	51.00	272.00
17/ 1	F	7.0	1915.8	610.0	22.0	22.80	5.75	0.064	27.300	<.040	47.30	4.80	12.00	22.00	32.00	92.00	133.00	214.00	13.00	40.00	1.50	517.8	564.3	86.00	23.00	109.00
18/ 1	M	7.0	2091.0	620.0	40.4	56.30	45.12	0.034	4.790	<.040	32.80	5.00	8.00	77.00	138.00	336.00	433.00	691.00	55.00	160.00	5.00	1710.0	1908.0	236.00	45.00	281.00
19/ 1	M	6.0	2301.4	630.0	49.1	46.10	28.81	0.060	5.830	<.040	32.90	4.00	22.00	73.00	85.00	211.00	305.00	485.00	34.00	116.00	3.00	1216.0	1338.0	228.00	68.00	296.00
20/ 1	F	7.0	1971.0	635.0	16.4	28.50	9.50	0.122	22.800	<.040	51.30	<2.00	<2.00	57.00	67.00	209.00	365.00	599.00	39.00	139.00	6.00	<1371.0	<1483.0	371.00	70.00	441.00
21/ 1	F	7.0	2236.5	640.0	18.2	22.20	4.97	0.137	5.400	<.040	60.40	3.00	<0.50	21.00	32.00	83.00	127.00	203.00	16.00	52.00	2.60	<489.5	<540.1	96.00	25.00	121.00
22/ 1	M	8.0	2862.7	705.0	57.1	44.80	30.44	q6.200	15.000	<.040	50.90	7.00	20.00	77.00	144.00	329.00	395.00	679.00	54.00	178.00	4.00	1685.0	1887.0	248.00	71.00	319.00
23/ 1	M	7.0	3132.4	730.0	37.5	37.60	22.60	0.067	18.100	<.040	50.20	11.00	3.00	187.00	144.00	454.00	707.00	1036.00	65.00	195.00	7.00	2593.0	2809.0	641.00	193.00	834.00
24/ 1	M	10.0	3695.2	760.0	73.1	44.80	31.21	0.105	26.000	<.040	58.20	6.00	<2.00	57.00	96.00	269.00	463.00	729.00	46.00	162.00	5.00	<1688.0	<1835.0	314.00	45.00	359.00
25/ 1	M	10.0	3411.9	760.0	81.0	33.50	18.48	0.137	62.300	<.040	47.70	7.00	<2.00	53.00	73.00	174.00	287.00	352.00	28.00	92.00	3.00	<967.0	<1071.0	303.00	141.00	444.00
Mean		6.6	1839.0	592.6	31.5	37.52	21.60	0.080	17.924	<<.040	45.28	<4.33	<<6.21	45.10	57.12	148.48	231.60	355.56	25.04	78.48	<3.31	<<869.7	<<955.1	164.68	41.28	205.96
Minim.		4.0	518.0	400.0	6.0	19.90	3.42	0.013	2.510	<.040	18.50	0.80	<0.50	3.00	13.00	33.00	43.00	60.00	5.00	13.00	<0.50	162.0	<185.5	13.00	1.60	14.60
Maxim.		10.0	3695.2	760.0	102.8	71.50	57.39	0.168	62.300	<.040	83.40	11.00	22.00	187.00	144.00	454.00	707.00	1036.00	65.00	195.00	10.00	2593.0	2809.0	641.00	193.00	834.00
St.dev		1.4	811.8	86.7	25.2	15.20	17.07	0.043	15.601	~.000	15.91	~2.46	~6.92	41.55	39.56	106.89	162.66	245.45	16.75	54.62	~2.18	~602.1	~657.6	143.69	44.38	185.31
Count		25	25	25	25	25	25	124	25	25	25	25	25	25	25	25	25	25	25	25	25	25	25	25	25	25

s/q(1) ! Suspect value(s)
i (1) ! Suspect or ambiguous basis-value(s) ignored in statistics.

Teb.width cont'd **GADU MOR, LI, J26, 36B Færder, 1997-1012.**

. Analytical Lab. =>					NIVA	NIVA	Σ(*)	NIVA	NIVA	NIVA
. Analysis Code. =>					340	340	!	340	340	340
____ Detection Limit =>					0.50	2.00	!	2.00	2.00	2.00
Samp/ Repl. no.	Sex F/M	Age year	Wght g	Lngt mm	HCHA ppb w.wt	HCHG ppb w.wt	HC_Σn ppb w.wt	HCB ppb w.wt	QCB ppb w.wt	OCS ppb w.wt
01/ 1	M	4.0	518.0	400.0	0.50	1.40	1.90	1.10	<0.50	<0.50
02/ 1	F	4.0	676.1	425.0	2.20	6.70	8.90	5.50	<0.50	1.80
03/ 1	M	6.0	1390.0	505.0	5.00	17.00	22.00	10.00	<2.00	2.00
04/ 1	M	6.0	1288.4	530.0	<0.50	0.70	<1.20	1.10	<0.50	<0.50
05/ 1	M	6.0	1212.0	530.0	3.00	8.00	11.00	8.00	<2.00	2.00
06/ 1	M	7.0	1332.5	555.0	<0.50	0.50	<1.00	0.80	<0.50	0.50
07/ 1	F	6.0	1325.0	555.0	<0.50	0.70	<1.20	0.70	<0.50	<0.50
08/ 1	F	7.0	1517.5	560.0	<0.50	0.60	<1.10	1.10	<0.50	<0.50
09/ 1	F	6.0	2172.4	570.0	4.00	13.00	17.00	6.00	<2.00	<2.00
10/ 1	F	6.0	997.1	570.0	<0.50	<0.50	<0.50	<0.50	<0.50	<0.50
11/ 1	F	7.0	2016.0	570.0	4.00	10.00	14.00	15.00	<2.00	3.00
12/ 1	F	7.0	1030.9	580.0	<0.50	0.90	<1.40	0.50	0.80	0.60
13/ 1	F	6.0	1855.9	580.0	3.00	11.00	14.00	13.00	7.00	<2.00
14/ 1	M	6.0	1993.2	595.0	<0.50	1.00	<1.50	1.70	4.50	0.90
15/ 1	F	6.0	1940.8	600.0	4.00	12.00	16.00	10.00	12.00	<2.00
16/ 1	M	6.0	1090.5	600.0	2.00	6.00	8.00	7.00	12.00	2.00
17/ 1	F	7.0	1915.8	610.0	<0.50	1.60	<2.10	1.70	3.90	0.70
18/ 1	M	7.0	2091.0	620.0	4.00	13.00	17.00	20.00	43.00	3.00
19/ 1	M	6.0	2301.4	630.0	3.00	9.00	12.00	7.00	7.00	3.00
20/ 1	F	7.0	1971.0	635.0	<2.00	3.00	<5.00	3.00	4.00	7.00
21/ 1	F	7.0	2236.5	640.0	<0.50	0.50	<1.00	1.20	1.00	1.70
22/ 1	M	8.0	2862.7	705.0	3.00	10.00	13.00	12.00	5.00	2.00
23/ 1	M	7.0	3132.4	730.0	2.00	7.00	9.00	13.00	5.00	4.00
24/ 1	M	10.0	3695.2	760.0	2.00	8.00	10.00	11.00	2.00	2.00
25/ 1	M	10.0	3411.9	760.0	<2.00	6.00	<8.00	12.00	3.00	2.00
Mean		6.6	1839.0	592.6	<<2.01	<5.92	<<7.91	<6.52	<<4.87	<<1.87
Minim.		4.0	518.0	400.0	<0.50	<0.50	<0.50	<0.50	<0.50	<0.50
Maxim.		10.0	3695.2	760.0	5.00	17.00	22.00	20.00	43.00	7.00
St.dev		1.4	811.8	86.7	~1.47	~5.03	~6.49	~5.63	~8.60	~1.44
Count		25	25	25	25	25	25	25	25	25

Sample.No 01 : Skin with metacercariae of cf. Cryptocotyle lingua Skin and/or oral cavity with caligiform and/or Lernaeopodiform copepods Skin with ulceration, lymphocytic areas and/or lesions
Sample.No 02 : Skin with ulceration, lymphocytic areas and/or lesions Signs of mechanical damage (e.g., net wounds)
Sample.No 04 : Signs of mechanical damage (e.g., net wounds)
Sample.No 05 : Muscle with signs of inner bleeding
Sample.No 06 : Signs of mechanical damage (e.g., net wounds)
Sample.No 07 : Skin with metacercariae of cf. Cryptocotyle lingua Skin and/or oral cavity with caligiform and/or Lernaeopodiform copepods Signs of mechanical damage (e.g., net wounds)
Sample.No 08 : Signs of mechanical damage (e.g., net wounds)
Sample.No 09 : Skin with ulceration, lymphocytic areas and/or lesions Signs of mechanical damage (e.g., net wounds)
Sample.No 10 : Skin with metacercariae of cf. Cryptocotyle lingua Liver with necrotic areas and/or discolouration
Sample.No 11 : Muscle with signs of inner bleeding
Sample.No 12 : Skin with metacercariae of cf. Cryptocotyle lingua
Sample.No 14 : Skin with ulceration, lymphocytic areas and/or lesions Signs of mechanical damage (e.g., net wounds)
Sample.No 15 : Bacterial fin rot
Sample.No 16 : Skin with metacercariae of cf. Cryptocotyle lingua Signs of mechanical damage (e.g., net wounds)
Sample.No 17 : Liver with necrotic areas and/or discolouration Bacterial fin rot Signs of mechanical damage (e.g., net wounds)
Sample.No 18 : Signs of mechanical damage (e.g., net wounds)
Sample.No 19 : Bacterial fin rot
Sample.No 20 : Muscle with signs of inner bleeding
Sample.No 21 : Liver with necrotic areas and/or discolouration Signs of mechanical damage (e.g., net wounds)
Sample.No 22 : Liver with necrotic areas and/or discolouration
Sample.No 23 : Bacterial fin rot
Sample.No 24 : Bacterial fin rot Liver and/or intestinal guts with larvae of Anisakis simplex Liver with necrotic areas and/or discolouration Signs of mechanical damage (e.g., net wounds)
Sample.No 25 : Bacterial fin rot

76

Species : GADU MOR, Gadus morhua, GB: Cod, N: Torsk.
Sample.area: J99 Undefined, Tissue : LIVER.
Locality : 15B Ullerø area, Latitude: 58°03.00N, Longitude: 06°43.00E.
Catch,date : 1993-1201, Count: 25, Sample type: Individual.

. Analytical Lab. =>					NIVA	NIVA	NIVA	NIVA	NIVA	NIVA	NIVA	NIVA	NIVA	NIVA	NIVA	NIVA	NIVA	NIVA	NIVA	Σ(*)	Σ(*)	NIVA	NIVA	Σ(*)
. Analysis Code. =>					312	311	312	311	340	340	340	340	340	340	340	340	340	340	340	!	!	340	340	!
Detection Limit =>					0.050	0.010	0.030	1.00	4.00	4.00	4.00	4.00	4.00	4.00	4.00	4.00	4.00	4.00	4.00	!	!	4.00	4.00	!
Samp/ Repl. no.	Sex F/M	Age year	Wght g	Lngt mm	Mean Weight g	Dry %	Fat %	Cd ppm w.wt	Cu ppm w.wt	Pb ppm w.wt	Zn ppm w.wt	CB28 ppb w.wt	CB52 ppb w.wt	CB101 ppb w.wt	CB105 ppb w.wt	CB118 ppb w.wt	CB138 ppb w.wt	CB153 ppb w.wt	CB156 ppb w.wt	CB180 ppb w.wt	CB209 ppb w.wt	CB_Σ7 ppb w.wt	CB_ΣΣ ppb w.wt	DDEPP ppb w.wt	TDEPP ppb w.wt	DD_Σn ppb w.wt
01/ 1		2.0	217.4	290.0	2.3	.	.	0.053	4.500	<.030	33.10	.	.	.	.	.	.	.	.	.	.	.	.	.	.	.
02/ 1		2.0	297.7	310.0	4.0	37.50	27.80	0.031	2.900	<.030	21.80	<4.00	8.00	25.00	8.00	26.00	42.00	61.00	5.00	12.00	<4.00	<178.0	<191.0	56.00	15.00	71.00
03/ 1		2.0	448.6	350.0	9.6	50.00	39.90	0.031	1.680	<.030	15.50	<4.00	7.00	22.00	9.00	27.00	45.00	66.00	6.00	14.00	<4.00	<185.0	<200.0	53.00	12.00	65.00
04/ 1		2.0	497.7	360.0	14.7	64.40	57.50	0.016	3.780	<.030	14.20	4.00	9.00	22.00	8.00	19.00	32.00	43.00	4.00	10.00	<4.00	139.0	<155.0	51.00	16.00	67.00
05/ 1		2.0	534.2	370.0	15.0	56.00	48.80	0.017	0.840	<.030	14.40	4.00	8.00	23.00	10.00	29.00	45.00	59.00	5.00	13.00	<4.00	181.0	<200.0	55.00	15.00	70.00
06/ 1		2.0	559.2	370.0	15.1	57.40	48.30	0.014	1.830	<.030	15.40	6.00	14.00	38.00	12.00	35.00	56.00	79.00	8.00	17.00	<4.00	245.0	<269.0	71.00	21.00	92.00
07/ 1		2.0	575.1	380.0	15.0	52.40	42.70	0.014	1.080	<.030	14.30	4.00	10.00	26.00	8.00	24.00	38.00	53.00	4.00	11.00	<4.00	166.0	<182.0	50.00	13.00	63.00
08/ 1	F	2.0	566.1	380.0	15.8	56.70	46.60	0.015	1.360	<.030	17.00	4.00	10.00	27.00	9.00	25.00	40.00	56.00	5.00	12.00	<4.00	174.0	<192.0	63.00	32.00	95.00
09/ 1		2.0	589.8	380.0	14.4	54.70	42.40	0.027	1.400	<.030	15.60	6.00	14.00	45.00	16.00	48.00	81.00	117.00	9.00	23.00	<4.00	334.0	<363.0	128.00	47.00	175.00
10/ 1	F	2.0	694.3	400.0	27.4	77.00	66.60	0.008	2.440	<.030	14.00	4.00	9.00	21.00	8.00	18.00	29.00	40.00	4.00	9.00	<4.00	130.0	<146.0	44.00	19.00	63.00
11/ 1		2.0	762.6	400.0	32.2	74.80	65.30	0.008	1.680	<.030	12.60	6.00	17.00	45.00	15.00	41.00	64.00	87.00	8.00	17.00	<4.00	277.0	<304.0	103.00	34.00	137.00
12/ 1	F	2.0	691.7	420.0	13.9	57.00	47.40	0.019	2.130	<.030	19.00	4.00	10.00	29.00	11.00	34.00	53.00	73.00	6.00	15.00	<4.00	218.0	<239.0	71.00	21.00	92.00
13/ 1	M	2.0	791.1	420.0	19.7	54.50	44.60	0.016	2.280	<.030	18.70	4.00	9.00	24.00	10.00	28.00	44.00	59.00	5.00	12.00	<4.00	180.0	<199.0	59.00	21.00	80.00
14/ 1	F	3.0	835.6	420.0	28.1	55.70	44.20	0.011	4.360	0.030	20.80	<4.00	<4.00	10.00	6.00	14.00	34.00	51.00	5.00	12.00	<4.00	<125.0	<136.0	28.00	7.00	35.00
15/ 1		2.0	861.3	430.0	38.6	70.50	60.70	0.007	0.950	<.030	11.30	4.00	11.00	28.00	10.00	26.00	37.00	50.00	5.00	11.00	<4.00	167.0	<186.0	58.00	23.00	81.00
16/ 1	F	2.0	835.8	430.0	28.4	65.00	55.00	0.016	1.030	<.030	14.40	4.00	8.00	22.00	8.00	19.00	32.00	42.00	4.00	8.00	<4.00	135.0	<151.0	51.00	17.00	68.00
17/ 1		3.0	796.2	430.0	20.6	68.30	56.70	0.098	3.590	<.030	17.70	5.00	13.00	36.00	12.00	31.00	52.00	71.00	6.00	15.00	<4.00	223.0	<245.0	73.00	25.00	98.00
18/ 1		3.0	832.0	440.0	20.5	47.80	30.20	0.027	0.880	<.030	20.00	<4.00	8.00	24.00	9.00	25.00	41.00	57.00	5.00	12.00	<4.00	<171.0	<185.0	56.00	23.00	79.00
19/ 1	M	3.0	1639.2	535.0	80.2	75.70	65.90	0.016	3.670	<.030	15.10	<4.00	<4.00	19.00	<4.00	24.00	40.00	67.00	<4.00	16.00	<4.00	<170.0	<170.0	41.00	s19.00	s60.00
20/ 1	M	3.0	1800.4	535.0	98.6	76.60	66.00	0.010	1.470	<.030	12.10	4.00	9.00	28.00	13.00	33.00	57.00	80.00	6.00	15.00	<4.00	226.0	<249.0	62.00	15.00	77.00
21/ 1	M	3.0	1815.5	550.0	60.8	70.40	56.30	0.070	8.060	<.030	25.60	<4.00	6.00	18.00	12.00	32.00	65.00	99.00	8.00	26.00	<4.00	<250.0	<270.0	68.00	15.00	83.00
22/ 1	F	3.0	2028.5	570.0	57.2	55.20	43.70	0.016	4.900	<.030	22.40	5.00	15.00	42.00	11.00	33.00	49.00	67.00	6.00	14.00	<4.00	225.0	<246.0	97.00	23.00	120.00
23/ 1	F	3.0	2184.7	590.0	84.2	68.00	57.40	0.009	9.340	<.030	31.30	4.00	9.00	22.00	10.00	28.00	46.00	68.00	6.00	16.00	<4.00	193.0	<213.0	56.00	9.00	65.00
24/ 1		4.0	2250.9	590.0	45.5	51.80	34.80	0.033	16.500	<.030	39.10	<4.00	5.00	22.00	11.00	33.00	63.00	97.00	7.00	18.00	<4.00	<242.0	<260.0	61.00	7.00	68.00
25/ 1	F	5.0	3699.0	720.0	143.0	50.60	29.80	0.042	13.600	0.030	33.90	<4.00	5.00	15.00	11.00	29.00	45.00	70.00	7.00	18.00	<4.00	<186.0	<204.0	41.00	5.00	46.00
Mean		2.5	1072.2	442.8	36.2	60.33	49.11	0.025	3.850	<<.030	19.57	<<4.33	<9.25	26.38	<10.04	28.38	47.08	67.17	<5.75	14.42	<<4.00	<<196.7	<<214.8	62.33	18.91	82.17
Minim.		2.0	217.4	290.0	2.3	37.50	27.80	0.007	0.840	<.030	11.30	<4.00	<4.00	10.00	<4.00	14.00	29.00	40.00	<4.00	8.00	<4.00	<125.0	<136.0	28.00	5.00	35.00
Maxim.		5.0	3699.0	720.0	143.0	77.00	66.60	0.098	16.500	0.030	39.10	6.00	17.00	45.00	16.00	48.00	81.00	117.00	9.00	26.00	<4.00	334.0	<363.0	128.00	47.00	175.00
St.dev		0.8	814.9	102.0	34.0	10.50	11.79	0.021	4.013	~.000	7.51	~0.70	~3.43	8.97	~2.65	7.43	12.47	18.95	~1.45	4.16	~0.00	~49.7	~53.9	21.46	9.58	29.75
Count		25	25	25	25	24	24	25	25	25	25	24	24	24	24	24	24	24	24	24	24	24	24	24	123	123

s/q(2) ! Suspect value(s)
i (2) ! Suspect or ambiguous basis-value(s) ignored in statistics.

Tab.width cont'd **GADU MOR, LI, J99, 15B Ullerø area, 1993-1201.**

Samp/ Repl. no.	Sex F/M	Age year	Wght g	Lngt mm	HCHA ppb w.wt	HCHG ppb w.wt	HC_Σn ppb w.wt	HCB ppb w.wt	QCB ppb w.wt	OCS ppb w.wt
. Analytical Lab. =>					NIVA	NIVA	Σ(*)	NIVA	NIVA	NIVA
. Analysis Code. =>					340	340	!	340	340	340
____ Detection Limit =>					4.00	4.00	!	4.00	4.00	4.00
01/ 1		2.0	217.4	290.0	.	.	.	.	.	.
02/ 1		2.0	297.7	310.0	<4.00	<4.00	<4.00	9.00	<4.00	<4.00
03/ 1		2.0	448.6	350.0	5.00	7.00	12.00	10.00	<4.00	<4.00
04/ 1		2.0	497.7	360.0	8.00	12.00	20.00	16.00	<4.00	<4.00
05/ 1		2.0	534.2	370.0	7.00	9.00	16.00	15.00	<4.00	<4.00
06/ 1		2.0	559.2	370.0	6.00	9.00	15.00	17.00	<4.00	8.00
07/ 1		2.0	575.1	380.0	5.00	7.00	12.00	14.00	<4.00	<4.00
08/ 1	F	2.0	566.1	380.0	7.00	10.00	17.00	15.00	<4.00	<4.00
09/ 1		2.0	589.8	380.0	6.00	8.00	14.00	13.00	<4.00	<4.00
10/ 1	F	2.0	694.3	400.0	10.00	13.00	23.00	18.00	<4.00	<4.00
11/ 1		2.0	762.6	400.0	8.00	12.00	20.00	17.00	<4.00	<4.00
12/ 1	F	2.0	691.7	420.0	6.00	9.00	15.00	14.00	<4.00	<4.00
13/ 1	M	2.0	791.1	420.0	7.00	10.00	17.00	14.00	<4.00	<4.00
14/ 1	F	3.0	835.6	420.0	7.00	9.00	16.00	8.00	<4.00	<4.00
15/ 1		2.0	861.3	430.0	8.00	11.00	19.00	16.00	<4.00	<4.00
16/ 1	F	2.0	835.8	430.0	8.00	10.00	18.00	14.00	<4.00	<4.00
17/ 1		3.0	796.2	430.0	8.00	12.00	20.00	18.00	<4.00	<4.00
18/ 1		3.0	832.0	440.0	4.00	6.00	10.00	9.00	<4.00	<4.00
19/ 1	M	3.0	1639.2	535.0	<4.00	14.00	<18.00	<4.00	11.00	7.00
20/ 1	M	3.0	1800.4	535.0	8.00	11.00	19.00	13.00	<4.00	<4.00
21/ 1	M	3.0	1815.5	550.0	7.00	8.00	15.00	15.00	<4.00	<4.00
22/ 1	F	3.0	2028.5	570.0	4.00	<4.00	<8.00	15.00	<4.00	<4.00
23/ 1	F	3.0	2184.7	590.0	6.00	9.00	15.00	15.00	<4.00	<4.00
24/ 1		4.0	2250.9	590.0	4.00	5.00	9.00	8.00	<4.00	<4.00
25/ 1	F	5.0	3699.0	720.0	<4.00	<4.00	<4.00	7.00	<4.00	<4.00
Mean		2.5	1072.2	442.8	<6.29	<8.88	<14.83	<13.08	<<4.29	<<4.29
Minim.		2.0	217.4	290.0	<4.00	<4.00	<4.00	<4.00	<4.00	<4.00
Maxim.		5.0	3699.0	720.0	10.00	14.00	23.00	18.00	11.00	8.00
St.dev		0.8	814.9	102.0	~1.73	~2.86	~4.98	~3.80	~1.43	~1.00
Count		25	25	25	24	24	24	24	24	24

Sample.No 06 : Signs of mechanical damage (e.g., net wounds)
Sample.No 08 : Signs of mechanical damage (e.g., net wounds)
Sample.No 09 : Signs of mechanical damage (e.g., net wounds)
Sample.No 11 : Signs of mechanical damage (e.g., net wounds)
Sample.No 12 : Signs of mechanical damage (e.g., net wounds)
Sample.No 13 : Signs of mechanical damage (e.g., net wounds) Liver with necrotic cysts or tumors
Sample.No 14 : Skin with red film and/or uneven pigmentations
Sample.No 15 : Skin with metacercariae of cf. Cryptocotyle lingua Signs of mechanical damage (e.g., net wounds)
Sample.No 17 : Signs of mechanical damage (e.g., net wounds)
Sample.No 18 : Signs of mechanical damage (e.g., net wounds)
Sample.No 19 : Fish blogded
Sample.No 20 : Skin with metacercariae of cf. Cryptocotyle lingua Fish blogded
Sample.No 21 : Skin with red film and/or uneven pigmentations Fish blogded
Sample.No 22 : Fish blogded
Sample.No 23 : Fish blogded
Sample.No 25 : Liver with necrotic areas and/or discolouration

Species : GADU MOR, Gadus morhua, GB: Cod, N: Torsk.
Sample.area: J99 Undefined, Tissue : LIVER.
Locality : 15B Ullerø area, Latitude: 58°03.00N, Longitude: 06°43.00E.
Catch,date : 1994-1200, Count: 23, Sample type: Individual.

. Analytical Lab. ⇒						NIVA	NIVA	NIVA	NIVA	NIVA	NIVA	NIVA	NIVA	NIVA	NIVA	NIVA	NIVA	NIVA	NIVA	Σ(*)	Σ(*)	NIVA	NIVA	Σ(*)
. Analysis Code. ⇒						312	311	312	311	340	340	340	340	340	340	340	340	340	340	!	!	340	340	!
Detection Limit ⇒						0.050	0.010	0.030	1.00	3.00	3.00	3.00	3.00	3.00	3.00	3.00	3.00	3.00	3.00	!	!	4.00	3.00	!
Samp/ Repl. no.	Sex F/M	Age year	Wght g	Lngt mm	Mean Weight g	Dry %	Fat %	Cd ppm w.wt	Cu ppm w.wt	Pb ppm w.wt	Zn ppm w.wt	CB28 ppb w.wt	CB52 ppb w.wt	CB101 ppb w.wt	CB105 ppb w.wt	CB118 ppb w.wt	CB138 ppb w.wt	CB153 ppb w.wt	CB156 ppb w.wt	CB180 ppb w.wt	CB209 ppb w.wt	CB_Σ7 ppb w.wt	CB_ΣΣ ppb w.wt	DDEPP ppb w.wt	TDEPP ppb w.wt	DD_Σn ppb w.wt
01/ 1	F	2.0	500.1	370.0	29.6	59.30	47.80	0.014	0.700	<.030	11.70	6.00	15.00	40.00	12.00	37.00	66.00	91.00	5.00	16.00	4.00	271.0	292.0	91.00	20.00	111.00
02/ 1		3.0	599.7	380.0	17.4	52.80	38.50	0.036	3.200	<.030	18.40	4.00	7.00	19.00	7.00	23.00	41.00	55.00	3.00	7.00	<3.00	156.0	<169.0	50.00	10.00	60.00
03/ 1		3.0	641.4	385.0	23.7	53.60	38.60	0.010	0.700	<.030	11.90	3.00	9.00	27.00	8.00	28.00	51.00	71.00	4.00	13.00	<3.00	202.0	<217.0	63.00	15.00	78.00
04/ 1	F	3.0	701.7	415.0	29.9	70.50	63.60	0.012	1.700	<.030	9.10	miss	25.00	41.00	15.00	46.00	91.00	121.00	9.00	26.00	<3.00	350.0	<377.0	86.00	34.00	120.00
05/ 1	F	3.0	797.4	420.0	32.3	68.20	60.80	0.008	0.600	<.030	10.50	11.00	31.00	101.00	27.00	117.00	171.00	213.00	13.00	63.00	<3.00	707.0	<750.0	213.00	46.00	259.00
06/ 1	F	3.0	860.6	435.0	24.8	62.80	53.70	0.056	0.700	<.030	13.00	11.00	25.00	74.00	18.00	66.00	114.00	152.00	9.00	25.00	<3.00	467.0	<497.0	156.00	33.00	189.00
07/ 1	M	3.0	886.2	435.0	40.5	64.10	53.50	0.003	1.600	<.030	14.20	5.00	10.00	28.00	9.00	29.00	51.00	67.00	4.00	14.00	<3.00	204.0	<220.0	60.00	15.00	75.00
08/ 1	M	3.0	908.5	440.0	74.8	76.80	58.70	0.005	0.800	<.030	9.40	5.00	11.00	24.00	7.00	21.00	37.00	51.00	3.00	10.00	<3.00	159.0	<172.0	53.00	24.00	77.00
09/ 1	F	3.0	789.2	460.0	7.4	23.90	8.90	0.070	1.500	<.030	26.80	9.00	23.00	94.00	33.00	116.00	217.00	298.00	17.00	66.00	4.00	823.0	877.0	255.00	39.00	294.00
10/ 1	M	4.0	1513.9	510.0	71.1	49.20	30.60	0.009	2.100	0.030	13.00	3.00	5.00	13.00	6.00	21.00	37.00	52.00	3.00	11.00	<3.00	142.0	<154.0	40.00	10.00	50.00
11/ 1	M	4.0	1484.7	515.0	51.5	67.70	74.20	0.034	10.800	<.030	23.30	7.00	4.00	16.00	17.00	64.00	125.00	200.00	13.00	52.00	5.00	468.0	503.0	103.00	12.00	115.00
12/ 1	F	4.0	1532.0	540.0	15.3	21.90	4.80	0.044	47.000	<.030	49.50	<3.00	<3.00	4.00	4.00	12.00	29.00	44.00	3.00	13.00	<3.00	<105.0	<112.0	20.00	<3.00	<23.00
13/ 1	F	3.0	1683.8	540.0	177.4	80.30	74.70	0.004	0.800	<.030	7.80	6.00	11.00	20.00	6.00	18.00	29.00	39.00	<3.00	8.00	<3.00	131.0	<140.0	47.00	19.00	66.00
14/ 1	M	3.0	1838.8	550.0	165.9	79.80	73.00	0.003	1.000	<.030	7.40	6.00	12.00	22.00	6.00	20.00	31.00	43.00	<3.00	9.00	<3.00	143.0	<152.0	50.00	20.00	70.00
15/ 1	M	3.0	1811.1	555.0	49.3	65.80	59.40	0.029	14.900	<.030	29.90	6.00	5.00	18.00	17.00	58.00	118.00	173.00	12.00	50.00	4.00	428.0	461.0	104.00	11.00	115.00
16/ 1	M	4.0	1770.2	560.0	64.8	52.20	38.30	0.017	3.600	<.030	17.30	6.00	13.00	32.00	20.00	50.00	78.00	97.00	7.00	19.00	<3.00	295.0	<325.0	79.00	15.00	94.00
17/ 1	M	4.0	2082.0	575.0	49.1	63.90	52.70	0.029	22.700	<.030	35.60	7.00	7.00	26.00	22.00	75.00	169.00	215.00	17.00	64.00	4.00	563.0	606.0	141.00	15.00	156.00
18/ 1	M	4.0	2202.2	573.0	58.7	62.90	55.60	0.018	14.600	<.030	23.00	5.00	10.00	25.00	17.00	47.00	100.00	173.00	11.00	37.00	3.00	397.0	428.0	97.00	13.00	110.00
19/ 1	M	4.0	2592.9	605.0	274.5	81.20	74.90	0.007	1.300	<.030	7.80	6.00	11.00	19.00	6.00	18.00	28.00	38.00	<3.00	9.00	<3.00	129.0	<138.0	42.00	10.00	52.00
20/ 1	F	4.0	2924.8	620.0	172.0	63.70	54.50	0.090	8.800	<.030	21.30	4.00	6.00	16.00	9.00	29.00	60.00	84.00	5.00	21.00	<3.00	220.0	<237.0	54.00	7.00	61.00
21/ 1	M	5.0	2402.6	675.0	49.9	41.00	28.90	0.059	6.700	<.030	22.00	15.00	46.00	196.00	78.00	266.00	537.00	807.00	50.00	220.00	43.00	2087.0	2258.0	504.00	64.00	568.00
22/ 1	M	5.0	3582.9	685.0	292.4	80.50	74.00	0.006	1.200	<.030	12.00	9.00	20.00	50.00	14.00	46.00	85.00	109.00	7.00	20.00	<3.00	339.0	<363.0	125.00	22.00	147.00
23/ 1	F	5.0	4331.1	765.0	227.0	63.90	55.10	0.014	3.300	<.030	18.60	7.00	14.00	33.00	13.00	42.00	75.00	104.00	7.00	23.00	<3.00	298.0	<321.0	100.00	18.00	118.00
Mean		3.6	1671.2	522.1	86.9	61.13	51.08	0.025	6.535	<<.030	17.98	<6.55	<14.04	40.78	16.13	54.30	101.74	143.35	<9.17	34.61	<<5.00	<395.0	<<424.7	110.13	<20.65	<130.78
Minim.		2.0	500.1	370.0	7.4	21.90	4.80	0.003	0.600	<.030	7.40	<3.00	<3.00	4.00	4.00	12.00	28.00	38.00	<3.00	7.00	<3.00	<105.0	<112.0	20.00	<3.00	<23.00
Maxim.		5.0	4331.1	765.0	292.4	81.20	74.90	0.090	47.000	<.030	49.50	15.00	46.00	196.00	78.00	266.00	537.00	807.00	50.00	220.00	43.00	2087.0	2258.0	504.00	64.00	568.00
St.dev		0.8	1004.3	105.5	85.7	16.04	19.57	0.024	10.595	~.000	10.25	~2.96	~10.24	41.88	15.39	54.21	107.86	160.78	~10.00	44.80	~8.30	~415.2	~448.2	102.76	~14.15	~115.28
Count		23	23	23	23	23	23	23	23	23	23	22	23	23	23	23	23	23	23	23	23	23	23	23	23	23

s/q (2) ! Suspect value(s)
i (2) ! Suspect or ambiguous basis-value(s) ignored in statistics.
miss(1) ! Missing value.

Tab.width cont'd **GADU MOR, LI, J99, 15B Ullerø area, 1994-1200.**

. Analytical Lab. =>					NIVA	NIVA	Σ(*)	NIVA	NIVA	NIVA
. Analysis Code. =>					340	340	!	340	340	340
Detection Limit =>					3.00	3.00	!	3.00	3.00	3.00
Samp/ Repl. no.	Sex F/M	Age year	Wght g	Lngt mm	HCHA ppb w.wt	HCHG ppb w.wt	HC_Σn ppb w.wt	HCB ppb w.wt	QCB ppb w.wt	OCS ppb w.wt
01/ 1	F	2.0	500.1	370.0	4.00	7.00	11.00	15.00	<3.00	3.00
02/ 1		3.0	599.7	380.0	3.00	7.00	10.00	7.00	<3.00	<3.00
03/ 1		3.0	641.4	385.0	3.00	5.00	8.00	10.00	<3.00	<3.00
04/ 1	F	3.0	701.7	415.0	s33.00	9.00	s42.00	24.00	7.00	3.00
05/ 1	F	3.0	797.4	420.0	5.00	13.00	18.00	21.00	<3.00	6.00
06/ 1	F	3.0	860.6	435.0	5.00	11.00	16.00	18.00	<3.00	<3.00
07/ 1	M	3.0	886.2	435.0	5.00	10.00	15.00	13.00	<3.00	<3.00
08/ 1	M	3.0	908.5	440.0	<3.00	10.00	<13.00	4.00	<3.00	<3.00
09/ 1	F	3.0	789.2	460.0	<3.00	<3.00	<3.00	7.00	<3.00	<3.00
10/ 1	M	4.0	1513.9	510.0	<3.00	4.00	<7.00	7.00	<3.00	<3.00
11/ 1	M	4.0	1484.7	515.0	<3.00	14.00	<17.00	30.00	<3.00	<3.00
12/ 1	F	4.0	1532.0	540.0	<3.00	<3.00	<3.00	<3.00	<3.00	<3.00
13/ 1	F	3.0	1683.8	540.0	3.00	13.00	16.00	14.00	<3.00	<3.00
14/ 1	M	3.0	1838.8	550.0	<3.00	11.00	<14.00	12.00	<3.00	<3.00
15/ 1	M	3.0	1811.1	555.0	4.00	13.00	17.00	22.00	<3.00	<3.00
16/ 1	M	4.0	1770.2	560.0	<3.00	7.00	<10.00	12.00	<3.00	<3.00
17/ 1	M	4.0	2082.0	575.0	4.00	12.00	16.00	22.00	<3.00	<3.00
18/ 1	M	4.0	2202.2	573.0	4.00	11.00	15.00	8.00	<3.00	<3.00
19/ 1	M	4.0	2592.9	605.0	8.00	15.00	23.00	14.00	3.00	<3.00
20/ 1	F	4.0	2924.8	620.0	5.00	10.00	15.00	13.00	<3.00	<3.00
21/ 1	M	5.0	2402.6	675.0	3.00	6.00	9.00	40.00	<3.00	71.00
22/ 1	M	5.0	3582.9	685.0	8.00	12.00	20.00	17.00	<3.00	<3.00
23/ 1	F	5.0	4331.1	765.0	5.00	10.00	15.00	18.00	<3.00	<3.00
Mean		3.6	1671.2	522.1	<<4.09	<9.39	<<13.23	<15.26	<<3.17	<<6.09
Minim.		2.0	500.1	370.0	<3.00	<3.00	<3.00	<3.00	<3.00	<3.00
Maxim.		5.0	4331.1	765.0	8.00	15.00	23.00	40.00	7.00	71.00
St.dev		0.8	1004.3	105.5	~1.51	~3.53	~5.11	~8.65	~0.83	~14.16
Count		23	23	23	i22	23	i22	23	23	23

Sample.No 01 : Muscle with signs of inner bleeding
Sample.No 04 : Fish malodorous
Sample.No 09 : Skin with metacercariae of cf. Cryptocotyle lingua
Sample.No 10 : Skin with red film and/or uneven pigmentations Liver and/or intestinal guts with larvae of Anisakis simplex
Sample.No 11 : Liver and/or intestinal guts with larvae of Anisakis simplex
Sample.No 14 : Skin with metacercariae of cf. Cryptocotyle lingua
Sample.No 15 : Skin with red film and/or uneven pigmentations
Sample.No 16 : Skin with metacercariae of cf. Cryptocotyle lingua
Sample.No 17 : Skin with red film and/or uneven pigmentations Liver with necrotic areas and/or discolouration
Sample.No 18 : Signs of mechanical damage (e.g., net wounds) Muscle with signs of inner bleeding Liver and/or intestinal guts with larvae of Anisakis simplex Liver with necrotic areas and/or discolouration
Sample.No 20 : Skin with red film and/or uneven pigmentations Liver and/or intestinal guts with larvae of Anisakis simplex Fish malodorous
Sample.No 21 : Skin with metacercariae of cf. Cryptocotyle lingua Liver and/or intestinal guts with larvae of Anisakis simplex
Sample.No 23 : Fish malodorous

Species : GADU MOR, Gadus morhua, GB: Cod, N: Torsk.
Sample.area: J99 Undefined, Tissue : LIVER.
Locality : 15B Ullerø area, Latitude: 58°03.00N, Longitude: 06°43.00E.
Catch,date : 1995-1201, Count: 24, Sample type: Individual.

. Analytical Lab. ⇒							NIVA	NIVA	NIVA	NIVA	NIVA	NIVA	NIVA	NIVA	NIVA	NIVA	NIVA	NIVA	NIVA	Σ(*)	Σ(*)	NIVA	NIVA	Σ(*)
. Analysis Code. ⇒							312	311	312	311	340	340	340	340	340	340	340	340	340	!	!	340	340	!
____ Detection Limit ⇒							0.050	0.010	0.030	1.00	3.00	3.00	3.00	3.00	3.00	3.00	3.00	3.00	3.00	!	!	4.00	3.00	!
Samp/ Repl. no.	Sex F/M	Age year	Wght g	Lngt mm	Mean Weight g	Dry %	Fat %	Cd ppm w.wt	Cu ppm w.wt	Pb ppm w.wt	Zn ppm w.wt	CB28 ppb w.wt	CB52 ppb w.wt	CB101 ppb w.wt	CB105 ppb w.wt	CB118 ppb w.wt	CB138 ppb w.wt	CB153 ppb w.wt	CB156 ppb w.wt	CB180 ppb w.wt	CB209 ppb w.wt	CB_Σ7 ppb w.wt	CB_ΣΣ ppb w.wt	DDEPP ppb w.wt	TDEPP ppb w.wt	DD_Σn ppb w.wt
01/ 1	F	2.0	468.1	320.0	6.5	42.80	25.40	0.023	0.900	<.040	20.80	<3.00	3.00	4.00	5.00	14.00	26.00	53.00	3.00	13.00	<3.00	<116.0	<124.0	10.00	<3.00	<13.00
02/ 1		3.0	502.9	360.0	8.2	45.30	27.00	0.103	3.900	<.030	25.90	<3.00	4.00	7.00	6.00	18.00	38.00	63.00	4.00	15.00	<3.00	<148.0	<158.0	14.00	<3.00	<17.00
03/ 1		3.0	503.0	380.0	6.7	43.60	30.10	0.078	1.100	<.030	22.90	5.00	14.00	56.00	21.00	69.00	139.00	197.00	11.00	38.00	3.00	518.0	553.0	91.00	6.00	97.00
04/ 1		3.0	573.1	380.0	7.1	46.00	31.20	0.134	1.800	<.030	22.10	6.00	15.00	60.00	21.00	63.00	124.00	171.00	10.00	29.00	<3.00	468.0	<502.0	95.00	6.00	101.00
05/ 1	F	4.0	780.5	410.0	20.1	60.70	47.10	0.023	4.100	<.020	23.40	<3.00	5.00	7.00	9.00	25.00	55.00	89.00	6.00	24.00	<3.00	<208.0	<223.0	20.00	<3.00	<23.00
06/ 1	M	3.0	826.9	420.0	24.8	62.00	53.50	0.011	4.900	<.020	19.10	<3.00	8.00	23.00	12.00	37.00	68.00	103.00	6.00	19.00	3.00	<261.0	<282.0	29.00	<3.00	<32.00
07/ 1		3.0	870.8	430.0	33.7	63.70	53.10	0.013	0.700	<.020	11.80	6.00	13.00	40.00	15.00	44.00	90.00	128.00	7.00	22.00	<3.00	343.0	<368.0	68.00	5.00	73.00
08/ 1	F	3.0	883.2	440.0	41.4	76.20	71.10	0.007	5.300	<.020	17.30	3.00	13.00	24.00	7.00	21.00	39.00	55.00	4.00	11.00	<3.00	166.0	<180.0	17.00	<3.00	<20.00
09/ 1	M	4.0	907.8	440.0	10.6	22.30	4.73	0.086	15.700	<.020	36.70	<3.00	<3.00	7.00	4.00	14.00	29.00	44.00	<3.00	8.00	<3.00	<105.0	<109.0	15.00	<3.00	<18.00
10/ 1	F	3.0	1002.4	460.0	38.3	66.60	59.30	0.018	1.200	<.020	16.10	8.00	26.00	85.00	24.00	71.00	160.00	232.00	13.00	37.00	<3.00	619.0	<659.0	91.00	7.00	98.00
11/ 1	F	3.0	1388.3	500.0	31.0	62.60	52.00	0.022	16.400	<.020	30.40	4.00	8.00	18.00	14.00	42.00	103.00	147.00	9.00	33.00	<3.00	355.0	<381.0	35.00	<3.00	<38.00
12/ 1	M	3.0	1510.2	500.0	57.6	70.80	59.70	0.010	8.000	<.020	21.50	4.00	9.00	21.00	24.00	59.00	106.00	159.00	13.00	40.00	<3.00	398.0	<438.0	31.00	<3.00	<34.00
13/ 1	F	4.0	1727.9	510.0	115.4	69.40	62.10	0.008	0.800	<.020	14.80	5.00	16.00	43.00	12.00	34.00	66.00	91.00	6.00	16.00	<3.00	271.0	<292.0	44.00	4.00	48.00
14/ 1	F	3.0	1625.8	540.0	52.0	65.60	56.90	0.015	0.800	<.020	14.40	6.00	18.00	59.00	19.00	53.00	110.00	166.00	10.00	30.00	<3.00	442.0	<474.0	62.00	6.00	68.00
15/ 1		3.0	1792.6	540.0	73.4	68.20	60.30	0.007	0.500	<.020	13.10	6.00	21.00	63.00	17.00	49.00	107.00	154.00	9.00	26.00	<3.00	426.0	<455.0	80.00	6.00	86.00
16/ 1	F	4.0	1894.2	550.0	37.3	53.60	43.10	0.026	3.400	<.020	22.10	5.00	12.00	40.00	24.00	48.00	118.00	159.00	13.00	31.00	4.00	413.0	454.0	40.00	5.00	45.00
17/ 1	F	5.0	1950.4	550.0	51.0	53.10	41.40	0.025	11.600	<.020	29.70	3.00	6.00	15.00	12.00	32.00	79.00	133.00	10.00	36.00	<3.00	304.0	<329.0	32.00	<3.00	<35.00
18/ 1		5.0	1862.8	550.0	53.8	61.30	51.90	0.009	7.900	<.020	24.80	<3.00	7.00	18.00	8.00	26.00	56.00	85.00	5.00	15.00	<3.00	<210.0	<223.0	27.00	<3.00	<30.00
19/ 1	F	4.0	2010.8	550.0	108.8	77.20	70.00	0.007	5.100	<.020	17.80	<3.00	10.00	22.00	6.00	18.00	34.00	46.00	3.00	9.00	<3.00	<142.0	<151.0	22.00	<3.00	<25.00
20/ 1	F	4.0	2042.5	550.0	66.7	61.30	51.60	0.017	8.300	<.020	22.20	4.00	10.00	26.00	12.00	36.00	81.00	126.00	8.00	28.00	<3.00	311.0	<334.0	38.00	<3.00	<41.00
21/ 1		4.0	2129.3	570.0	87.5	68.10	59.50	0.008	1.900	<.020	15.50	5.00	16.00	48.00	14.00	41.00	79.00	110.00	7.00	21.00	<3.00	320.0	<344.0	45.00	4.00	49.00
22/ 1	M	5.0	2015.3	580.0	26.6	29.90	14.90	0.068	19.800	<.020	42.80	3.00	3.00	12.00	12.00	40.00	104.00	175.00	10.00	49.00	4.00	386.0	412.0	47.00	<3.00	<50.00
23/ 1	M	4.0	2239.7	580.0	91.0	65.30	56.40	0.008	2.600	<.020	19.10	<3.00	7.00	18.00	12.00	35.00	69.00	99.00	7.00	22.00	<3.00	<253.0	<272.0	28.00	<3.00	<31.00
24/ 1	M	4.0	2405.4	580.0	114.0	78.30	71.70	0.003	2.400	<.020	15.30	4.00	12.00	27.00	8.00	23.00	42.00	60.00	4.00	13.00	<3.00	181.0	<196.0	26.00	<3.00	<29.00
Mean		3.6	1413.1	487.1	48.5	58.91	48.08	0.030	5.379	<<.022	21.65	<<4.21	<10.79	30.96	13.25	38.00	80.08	118.54	<7.54	24.38	<<3.08	<<306.8	<<329.7	41.96	<<3.92	<<45.88
Minim.		2.0	468.1	320.0	6.5	22.30	4.73	0.003	0.500	<.020	11.80	<3.00	<3.00	4.00	4.00	14.00	26.00	44.00	<3.00	8.00	<3.00	<105.0	<109.0	10.00	<3.00	<13.00
Maxim.		5.0	2405.4	580.0	115.4	78.30	71.70	0.134	19.800	<.040	42.80	8.00	26.00	85.00	24.00	71.00	160.00	232.00	13.00	49.00	4.00	619.0	<659.0	95.00	7.00	101.00
St.dev		0.8	636.4	79.4	34.7	14.34	17.65	0.036	5.475	~.005	7.44	~1.41	~5.96	21.57	6.25	16.77	36.69	51.93	~3.26	10.95	~0.28	~135.3	~145.3	25.83	~1.35	~27.07
Count		24	24	24	24	24	24	24	24	24	24	24	24	24	24	24	24	24	24	24	24	24	24	24	24	24

Tab.width cont'd **GADU MOR, LI, J99, 15B Ullerø area, 1995-1201.**

. Analytical Lab. =>					NIVA	NIVA	Σ(*)	NIVA	NIVA	NIVA
. Analysis Code. =>					340	340	!	340	340	340
____ Detection Limit =>					3.00	3.00	!	3.00	3.00	3.00
Samp/ Repl. no.	Sex F/M	Age year	Wght g	Lngt mm	HCHA ppb w.wt	HCHG ppb w.wt	HC_Σn ppb w.wt	HCB ppb w.wt	QCB ppb w.wt	OCS ppb w.wt
01/ 1	F	2.0	468.1	320.0	<3.00	3.00	<6.00	4.00	<3.00	<3.00
02/ 1		3.0	502.9	360.0	<3.00	3.00	<6.00	4.00	<3.00	<3.00
03/ 1		3.0	503.0	380.0	<3.00	4.00	<7.00	10.00	<3.00	<3.00
04/ 1		3.0	573.1	380.0	<3.00	4.00	<7.00	8.00	<3.00	<3.00
05/ 1	F	4.0	780.5	410.0	4.00	7.00	11.00	7.00	<3.00	<3.00
06/ 1	M	3.0	826.9	420.0	4.00	7.00	11.00	6.00	<3.00	<3.00
07/ 1		3.0	870.8	430.0	4.00	6.00	10.00	11.00	<3.00	<3.00
08/ 1	F	3.0	883.2	440.0	4.00	7.00	11.00	8.00	<3.00	<3.00
09/ 1	M	4.0	907.8	440.0	<3.00	<3.00	<3.00	<3.00	<3.00	<3.00
10/ 1	F	3.0	1002.4	460.0	4.00	6.00	10.00	13.00	<3.00	<3.00
11/ 1	F	3.0	1388.3	500.0	4.00	6.00	10.00	11.00	<3.00	<3.00
12/ 1	M	3.0	1510.2	500.0	4.00	7.00	11.00	9.00	<3.00	<3.00
13/ 1	F	4.0	1727.9	510.0	4.00	6.00	10.00	10.00	<3.00	<3.00
14/ 1	F	3.0	1625.8	540.0	3.00	6.00	9.00	11.00	<3.00	<3.00
15/ 1		3.0	1792.6	540.0	4.00	6.00	10.00	12.00	<3.00	<3.00
16/ 1	F	4.0	1894.2	550.0	3.00	4.00	7.00	12.00	<3.00	<3.00
17/ 1	F	5.0	1950.4	550.0	3.00	5.00	8.00	9.00	<3.00	<3.00
18/ 1		5.0	1862.8	550.0	4.00	6.00	10.00	9.00	<3.00	<3.00
19/ 1	F	4.0	2010.8	550.0	5.00	8.00	13.00	8.00	<3.00	<3.00
20/ 1	F	4.0	2042.5	550.0	3.00	5.00	8.00	12.00	<3.00	<3.00
21/ 1		4.0	2129.3	570.0	3.00	5.00	8.00	12.00	<3.00	<3.00
22/ 1	M	5.0	2015.3	580.0	<3.00	<3.00	<3.00	7.00	<3.00	<3.00
23/ 1	M	4.0	2239.7	580.0	4.00	6.00	10.00	8.00	<3.00	<3.00
24/ 1	M	4.0	2405.4	580.0	5.00	9.00	14.00	10.00	<3.00	<3.00
Mean		3.6	1413.1	487.1	<<3.63	<5.50	<<8.88	<8.92	<<3.00	<<3.00
Minim.		2.0	468.1	320.0	<3.00	<3.00	<3.00	<3.00	<3.00	<3.00
Maxim.		5.0	2405.4	580.0	5.00	9.00	14.00	13.00	<3.00	<3.00
St.dev		0.8	636.4	79.4	~0.65	~1.64	~2.71	~2.75	~0.00	~0.00
Count		24	24	24	24	24	24	24	24	24

Sample.No 01 : Skin with red film and/or uneven pigmentations
Sample.No 07 : Muscle with signs of inner bleeding
Sample.No 11 : Muscle with signs of inner bleeding
Sample.No 12 : Skin with red film and/or uneven pigmentations
Sample.No 14 : Liver and/or intestinal guts with larvae of Anisakis simplex
Sample.No 16 : Muscle with signs of inner bleeding
Sample.No 18 : Skin and/or oral cavity with caligiform and/or Skin with red film and/or uneven pigmentations
Sample.No 20 : Liver and/or intestinal guts with larvae of Anisakis simplex
Sample.No 22 : Muscle with signs of inner bleeding Signs of mechanical damage (e.g., net wounds) Liver with signs of bleeding Liver and/or intestinal guts with larvae of Anisakis simplex
Sample.No 23 : Liver and/or intestinal guts with larvae of Anisakis simplex

82

Species : GADU MOR, Gadus morhua, GB: Cod, N: Torsk.
Sample.area: J99 Undefined, Tissue : LIVER.
Locality : 15B Ullerø area, Latitude: 58°03.00N, Longitude: 06°43.00E.
Catch,date : 1997-0120, Count: 25, Sample type: Individual.

. Analytical Lab. ⇒							NIVA	NIVA	NIVA	NIVA	NIVA	NIVA	NIVA	NIVA	NIVA	NIVA	NIVA	NIVA	NIVA	NIVA	Σ(*)	Σ(*)	NIVA	NIVA	Σ(*)
. Analysis Code. ⇒							312	311	312	311	340	340	340	340	340	340	340	340	340	340	!	!	340	340	!
Detection Limit ⇒							0.050	0.010	0.030	1.00	3.00	3.00	3.00	3.00	3.00	3.00	3.00	3.00	3.00	3.00	!	!	4.00	3.00	!
Samp/ Repl. no.	Sex F/M	Age year	Wght g	Lngt mm	Mean Weight g	Dry %	Fat %	Cd ppm w.wt	Cu ppm w.wt	Pb ppm w.wt	Zn ppm w.wt	CB28 ppb w.wt	CB52 ppb w.wt	CB101 ppb w.wt	CB105 ppb w.wt	CB118 ppb w.wt	CB138 ppb w.wt	CB153 ppb w.wt	CB156 ppb w.wt	CB180 ppb w.wt	CB209 ppb w.wt	CB_Σ7 ppb w.wt	CB_ΣΣ ppb w.wt	DDEPP ppb w.wt	TDEPP ppb w.wt	DD_Σn ppb w.wt
01/ 1		3.5	721.0	400.0	12.7	43.30	23.70	0.018	9.490	<.030	30.80	2.00	2.00	6.00	11.00	28.00	45.00	75.00	6.00	18.00	<2.00	176.0	<195.0	30.00	7.00	37.00
02/ 1		4.0	1185.0	490.0	417.0	58.00	49.00	0.025	1.450	0.030	17.10	5.00	11.00	48.00	21.00	59.00	108.00	154.00	10.00	29.00	<2.00	414.0	<447.0	153.00	42.00	195.00
03/ 1	M	4.0	1114.0	490.0	28.4	65.50	53.20	0.012	8.950	0.030	31.80	10.00	12.00	43.00	43.00	99.00	148.00	189.00	20.00	60.00	2.00	561.0	626.0	98.00	44.00	142.00
04/ 1	F	3.0	1125.0	490.0	36.9	61.20	56.50	0.028	2.530	<.030	18.20	4.00	11.00	43.00	22.00	56.00	108.00	157.00	11.00	33.00	2.00	412.0	447.0	137.00	37.00	174.00
05/ 1	F	4.0	1341.0	500.0	26.9	49.40	31.00	0.020	11.000	0.040	27.60	3.00	7.00	27.00	16.00	40.00	76.00	118.00	12.00	29.00	<2.00	300.0	<330.0	83.00	37.00	120.00
06/ 1	F	4.0	1228.0	500.0	23.3	52.30	35.40	0.018	18.900	<.030	29.00	3.00	5.00	20.00	16.00	40.00	72.00	107.00	11.00	27.00	<2.00	274.0	<303.0	68.00	21.00	89.00
07/ 1	F	3.5	1471.0	510.0	33.3	39.70	19.60	0.013	6.690	<.030	24.40	2.00	4.00	21.00	16.00	41.00	74.00	103.00	9.00	23.00	<2.00	268.0	<295.0	52.00	18.00	70.00
08/ 1	M	4.0	1518.0	520.0	45.6	58.50	43.20	0.021	4.530	<.030	22.20	4.00	8.00	29.00	14.00	35.00	61.00	92.00	6.00	21.00	<2.00	250.0	<272.0	96.00	33.00	129.00
09/ 1	M	4.0	1421.0	530.0	24.2	47.80	29.10	0.031	5.680	<.030	31.50	3.00	6.00	22.00	11.00	28.00	53.00	94.00	6.00	20.00	2.00	226.0	245.0	50.00	12.00	62.00
10/ 1	F	3.5	1541.0	530.0	31.9	49.20	35.60	0.031	13.300	<.030	29.30	5.00	10.00	36.00	19.00	49.00	85.00	154.00	14.00	37.00	2.00	376.0	411.0	119.00	37.00	156.00
11/ 1	F	4.0	1582.0	540.0	27.2	36.50	20.10	0.031	16.900	<.030	35.70	<2.00	2.00	7.00	10.00	24.00	45.00	84.00	8.00	25.00	<2.00	<189.0	<207.0	36.00	10.00	46.00
12/ 1	F	4.0	1548.0	540.0	30.5	42.60	24.50	0.044	15.000	<.030	30.00	3.00	6.00	19.00	12.00	30.00	49.00	81.00	8.00	20.00	<2.00	208.0	<230.0	71.00	28.00	99.00
13/ 1		4.0	1633.0	550.0	33.7	56.30	43.20	0.026	11.400	<.030	25.60	5.00	11.00	45.00	25.00	70.00	120.00	175.00	14.00	35.00	<2.00	461.0	<502.0	153.00	50.00	203.00
14/ 1		4.0	1893.0	555.0	71.9	66.10	57.80	0.010	3.320	0.170	14.70	5.00	10.00	40.00	17.00	45.00	81.00	121.00	8.00	25.00	<2.00	327.0	<354.0	117.00	31.00	148.00
15/ 1	F	3.5	1649.0	560.0	27.9	44.10	26.50	0.038	14.800	<.030	35.60	2.00	2.00	8.00	8.00	18.00	29.00	65.00	5.00	18.00	<2.00	142.0	<157.0	36.00	13.00	49.00
16/ 1	F	5.0	1757.0	560.0	53.0	41.70	25.30	0.033	11.700	<.030	34.80	2.00	3.00	16.00	10.00	30.00	63.00	114.00	9.00	33.00	4.00	261.0	284.0	44.00	8.00	52.00
17/ 1	F	4.0	1775.0	565.0	34.9	43.60	29.70	0.024	16.400	<.030	35.30	2.00	2.00	7.00	14.00	27.00	39.00	78.00	9.00	23.00	<2.00	178.0	<203.0	31.00	9.00	40.00
18/ 1	F	4.0	1862.0	565.0	81.1	74.00	62.90	0.007	2.920	<.030	13.90	6.00	14.00	49.00	15.00	46.00	78.00	112.00	7.00	21.00	<2.00	326.0	<350.0	129.00	41.00	170.00
19/ 1	F	4.0	1680.0	570.0	31.7	41.80	30.10	0.034	6.540	<.030	30.70	3.00	5.00	19.00	13.00	34.00	51.00	94.00	7.00	22.00	2.00	228.0	250.0	74.00	23.00	97.00
20/ 1	F	4.0	1922.0	575.0	71.7	68.70	59.60	0.018	7.780	0.030	19.90	2.00	6.00	20.00	8.00	24.00	43.00	77.00	6.00	22.00	2.00	194.0	210.0	44.00	12.00	56.00
21/ 1	F	4.0	1857.0	595.0	76.5	42.90	26.30	0.019	27.100	<.030	25.20	3.00	8.00	38.00	15.00	43.00	100.00	139.00	11.00	32.00	2.00	363.0	391.0	114.00	16.00	130.00
22/ 1	F	5.5	2280.0	595.0	61.1	56.30	42.50	0.021	12.200	<.030	26.40	3.00	5.00	22.00	19.00	50.00	86.00	125.00	11.00	29.00	<2.00	320.0	<352.0	72.00	21.00	93.00
23/ 1	F	4.5	2146.0	600.0	65.7	42.50	25.20	0.028	6.530	0.030	21.00	3.00	6.00	21.00	12.00	32.00	59.00	100.00	9.00	26.00	<2.00	247.0	<270.0	75.00	30.00	105.00
24/ 1	F	5.0	2216.0	620.0	109.3	62.70	51.10	0.024	4.440	<.030	20.20	8.00	23.00	73.00	25.00	66.00	110.00	156.00	11.00	29.00	<2.00	465.0	<503.0	189.00	82.00	271.00
25/ 1	M	5.0	2677.0	650.0	67.2	66.30	56.70	0.315	6.480	<.030	18.00	6.00	9.00	32.00	24.00	53.00	86.00	167.00	21.00	49.00	5.00	402.0	452.0	107.00	30.00	137.00
Mean		4.1	1645.7	544.0	60.9	52.44	38.31	0.036	9.841	<<.036	25.96	<3.84	7.52	28.44	16.64	42.68	74.76	117.24	9.96	28.24	<<2.20	<302.7	<<331.4	87.12	27.68	114.80
Minim.		3.0	721.0	400.0	12.7	36.50	19.60	0.007	1.450	<.030	13.90	<2.00	2.00	6.00	8.00	18.00	29.00	65.00	5.00	18.00	<2.00	142.0	<157.0	30.00	7.00	37.00
Maxim.		5.5	2677.0	650.0	417.0	74.00	62.90	0.315	27.100	0.170	35.70	10.00	23.00	73.00	43.00	99.00	148.00	189.00	21.00	60.00	5.00	561.0	626.0	189.00	82.00	271.00
St.dev		0.6	423.8	51.7	77.8	10.73	13.96	0.059	6.076	~.028	6.74	~2.03	4.73	16.20	7.43	17.90	29.12	35.21	4.00	9.65	~0.71	~107.0	~117.2	43.63	17.00	59.29
Count		25	25	25	25	25	25	25	25	25	25	25	25	25	25	25	25	25	25	25	25	25	25	25	25	25

Tab.width cont'd **GADU MOR, LI, J99, 15B Ullerø area, 1997-0120.**

. Analytical Lab. =>				NIVA	NIVA	Σ(*)	NIVA	NIVA	NIVA
. Analysis Code. =>				340	340	I	340	340	340
Detection Limit =>				3.00	3.00	I	3.00	3.00	3.00
Samp/ Repl. no.	Sex F/M	Age year	Wght g	Lngt mm	HCHA ppb w.wt	HCHG ppb w.wt	HC_Σn ppb w.wt	HCB ppb w.wt	QCB ppb w.wt	OCS ppb w.wt
01/ 1		3.5	721.0	400.0	2.00	8.00	10.00	5.00	<2.00	<2.00
02/ 1		4.0	1185.0	490.0	4.00	14.00	18.00	14.00	<2.00	<2.00
03/ 1	M	4.0	1114.0	490.0	6.00	18.00	24.00	16.00	<2.00	<2.00
04/ 1	F	3.0	1125.0	490.0	5.00	15.00	20.00	14.00	<2.00	<2.00
05/ 1	F	4.0	1341.0	500.0	3.00	13.00	16.00	11.00	<2.00	<2.00
06/ 1	F	4.0	1228.0	500.0	4.00	13.00	17.00	11.00	<2.00	<2.00
07/ 1	F	3.5	1471.0	510.0	2.00	5.00	7.00	7.00	<2.00	<2.00
08/ 1	M	4.0	1518.0	520.0	4.00	15.00	19.00	15.00	<2.00	<2.00
09/ 1	M	4.0	1421.0	530.0	<2.00	2.00	<4.00	6.00	<2.00	<2.00
10/ 1	F	3.5	1541.0	530.0	3.00	14.00	17.00	15.00	<2.00	<2.00
11/ 1	F	4.0	1582.0	540.0	2.00	6.00	8.00	4.00	<2.00	<2.00
12/ 1	F	4.0	1548.0	540.0	2.00	7.00	9.00	9.00	<2.00	<2.00
13/ 1		4.0	1633.0	550.0	4.00	17.00	21.00	17.00	<2.00	<2.00
14/ 1		4.0	1893.0	555.0	5.00	16.00	21.00	18.00	<2.00	<2.00
15/ 1	F	3.5	1649.0	560.0	2.00	8.00	10.00	6.00	<2.00	<2.00
16/ 1	F	5.0	1757.0	560.0	<2.00	2.00	<4.00	5.00	<2.00	<2.00
17/ 1	F	4.0	1775.0	565.0	3.00	11.00	14.00	8.00	<2.00	<2.00
18/ 1	F	4.0	1862.0	565.0	6.00	19.00	25.00	21.00	<2.00	<2.00
19/ 1	F	4.0	1680.0	570.0	3.00	9.00	12.00	12.00	<2.00	<2.00
20/ 1	F	4.0	1922.0	575.0	2.00	4.00	6.00	7.00	<2.00	<2.00
21/ 1	F	4.0	1857.0	595.0	<2.00	2.00	<4.00	4.00	<2.00	<2.00
22/ 1	F	5.5	2280.0	595.0	4.00	15.00	19.00	12.00	<2.00	<2.00
23/ 1	F	4.5	2146.0	600.0	2.00	7.00	9.00	9.00	<2.00	<2.00
24/ 1	F	5.0	2216.0	620.0	5.00	19.00	24.00	19.00	<2.00	<2.00
25/ 1	M	5.0	2677.0	650.0	6.00	18.00	24.00	22.00	<2.00	<2.00
Mean		4.1	1645.7	544.0	<3.40	11.08	<14.48	11.48	<<2.00	<<2.00
Minim.		3.0	721.0	400.0	<2.00	2.00	<4.00	4.00	<2.00	<2.00
Maxim.		5.5	2677.0	650.0	6.00	19.00	25.00	22.00	<2.00	<2.00
St.dev		0.6	423.8	51.7	~1.44	5.66	~6.99	5.44	~0.00	~0.00
Count		25	25	25	25	25	25	25	25	25

Sample.No 01 : Skin with metacercariae of cf. Cryptocotyle lingua
Sample.No 02 : Skin with metacercariae of cf. Cryptocotyle lingua
Sample.No 04 : Muscle with signs of inner bleeding
Sample.No 05 : Muscle with signs of inner bleeding
Sample.No 06 : Muscle with signs of inner bleeding
Sample.No 09 : Muscle with signs of inner bleeding
Sample.No 15 : Muscle with signs of inner bleeding
Sample.No 18 : Muscle with signs of inner bleeding
Sample.No 21 : Liver and/or intestinal guts with larvae of Anisakis simplex
Sample.No 25 : Liver and/or intestinal guts with larvae of Anisakis simplex

84

Species : GADU MOR, Gadus morhua, GB: Cod, N: Torsk.
Sample.area: J99 Undefined, Tissue : LIVER.
Locality : 15B Ullerø area, Latitude: 58°03.00N, Longitude: 06°43.00E.
Catch,date : 1997-1006, Count: 25, Sample type: Individual.
Comment : Caught 6.10.97 15.11.97 2.12.97

. Analytical Lab. ⇒						NIVA	NIVA	NIVA	NIVA	NIVA	NIVA	NIVA	NIVA	NIVA	NIVA	NIVA	NIVA	NIVA	NIVA	NIVA	Σ(*)	Σ(*)	NIVA	NIVA	Σ(*)
. Analysis Code. ⇒						312	311	312	311	340	340	340	340	340	340	340	340	340	340	340	!	!	340	340	!
Detection Limit ⇒						0.050	0.010	0.040	1.00	3.00	3.00	3.00	3.00	3.00	3.00	3.00	3.00	3.00	3.00	3.00	!	!	4.00	3.00	!
Samp/ Repl. no.	Sex F/M	Age year	Wght g	Lngt mm	Mean Weight g	Dry %	Fat %	Cd ppm w.wt	Cu ppm w.wt	Pb ppm w.wt	Zn ppm w.wt	CB28 ppb w.wt	CB52 ppb w.wt	CB101 ppb w.wt	CB105 ppb w.wt	CB118 ppb w.wt	CB138 ppb w.wt	CB153 ppb w.wt	CB156 ppb w.wt	CB180 ppb w.wt	CB209 ppb w.wt	CB_Σ7 ppb w.wt	CB_ΣΣ ppb w.wt	DDEPP ppb w.wt	TDEPP ppb w.wt	DD_Σn ppb w.wt
01/ 1	F	4.0	1028.0	479.0	9.7	23.90	3.25	0.082	17.400	<.030	56.50	1.10	<0.50	1.60	3.90	11.00	24.00	38.00	2.70	8.90	1.70	<85.1	<93.4	17.00	2.40	19.40
02/ 1	M	5.0	962.0	488.0	7.3	25.70	3.72	0.127	7.850	<.040	46.20	1.20	0.70	11.00	7.60	23.00	54.00	79.00	5.20	16.00	1.10	184.9	198.8	75.00	14.00	89.00
03/ 1	M	4.0	1160.0	488.0	26.9	58.70	39.95	0.024	3.430	<.040	21.80	3.00	<2.00	25.00	15.00	37.00	91.00	115.00	8.00	22.00	<2.00	<295.0	<318.0	104.00	28.00	132.00
04/ 1	M	5.0	752.0	490.0	8.4	34.60	13.18	0.092	8.290	0.040	38.20	1.60	2.80	12.10	11.70	36.90	79.80	116.00	8.10	26.20	2.00	275.4	297.2	89.60	15.80	105.40
05/ 1	M	5.0	1267.2	524.0	33.9	61.80	52.00	0.024	2.780	<.040	21.50	4.00	6.00	49.00	23.00	60.00	127.00	161.00	12.00	31.00	<2.00	438.0	<475.0	158.00	28.00	186.00
06/ 1	M	5.0	1452.0	533.0	24.9	58.10	44.48	0.077	1.970	<.040	21.20	5.00	5.00	53.00	23.00	58.00	144.00	176.00	13.00	33.00	2.00	474.0	512.0	179.00	34.00	213.00
07/ 1	M	5.0	1427.0	541.0	13.0	32.20	13.33	0.135	11.900	<.040	46.70	5.80	11.20	50.10	27.50	74.80	163.00	221.00	17.70	53.80	6.60	579.7	631.5	190.00	43.00	233.00
08/ 1	F	5.0	1685.0	551.0	77.7	75.10	68.53	0.011	2.630	<.040	16.30	6.00	5.00	45.00	18.00	44.00	100.00	111.00	11.00	20.00	<2.00	331.0	<362.0	136.00	34.00	170.00
09/ 1	F	5.0	1622.8	555.0	59.8	72.30	64.84	0.018	3.030	<.040	22.90	6.00	7.00	53.00	22.00	53.00	117.00	122.00	13.00	22.00	<2.00	380.0	<417.0	146.00	37.00	183.00
10/ 1	F	5.0	1812.6	580.0	36.6	55.90	42.37	0.036	9.330	<.040	27.80	4.00	3.00	28.00	18.00	43.00	106.00	168.00	13.00	46.00	3.00	398.0	432.0	107.00	28.00	135.00
11/ 1	F	5.0	1922.2	595.0	36.7	53.50	41.18	0.021	16.800	<.040	38.70	6.00	6.00	71.00	71.00	111.00	272.00	431.00	28.00	104.00	2.00	1001.0	1102.0	316.00	49.00	365.00
12/ 1	F	6.0	1176.2	600.0	26.9	63.80	50.40	0.019	11.700	<.040	27.30	5.00	7.00	46.00	23.00	61.00	120.00	136.00	12.00	27.00	<2.00	402.0	<439.0	136.00	31.00	167.00
13/ 1	F	6.0	2259.0	605.0	51.0	53.50	37.81	0.070	18.300	<.040	46.30	4.00	2.00	16.00	17.00	45.00	120.00	181.00	12.00	47.00	3.00	415.0	447.0	112.00	13.00	125.00
14/ 1	M	5.0	2111.0	610.0	91.7	75.80	70.76	0.047	1.940	<.040	17.30	6.00	17.00	59.00	25.00	62.00	126.00	161.00	14.00	38.00	<2.00	469.0	<510.0	176.00	44.00	220.00
15/ 1	M	5.0	2147.0	620.0	107.5	72.40	64.45	0.011	2.570	<.040	16.60	4.00	4.00	34.00	15.00	37.00	88.00	97.00	8.00	18.00	<2.00	282.0	<307.0	96.00	22.00	118.00
16/ 1	F	5.0	2762.0	655.0	136.2	66.90	63.73	0.011	3.540	<.030	17.60	4.00	13.00	41.00	16.00	38.00	87.00	103.00	7.00	17.00	<2.00	303.0	<328.0	107.00	22.00	129.00
17/ 1	F	6.0	2563.0	670.0	139.8	72.40	68.28	0.013	2.530	<.040	16.60	6.00	16.00	64.00	22.00	57.00	136.00	149.00	11.00	23.00	<2.00	451.0	<486.0	160.00	35.00	195.00
18/ 1	F	6.0	2817.0	675.0	167.1	73.70	66.13	0.031	3.880	<.040	17.50	6.00	16.00	45.00	15.00	37.00	76.00	78.00	9.00	13.00	<2.00	271.0	<297.0	127.00	40.00	167.00
19/ 1	F	6.0	3096.0	679.0	150.9	73.20	64.52	0.016	3.230	<.040	15.00	8.00	19.00	55.00	20.00	46.00	96.00	111.00	15.00	22.00	<2.00	357.0	<394.0	181.00	53.00	234.00
20/ 1	M	7.0	3371.0	688.0	148.8	74.30	67.76	0.033	2.310	<.040	19.90	5.00	<2.00	60.00	20.00	55.00	114.00	140.00	9.00	24.00	<2.00	<400.0	<429.0	180.00	36.00	216.00
21/ 1	M	6.0	3180.0	693.0	65.8	58.20	45.12	0.046	17.100	<.040	38.60	7.00	11.00	51.00	27.00	75.00	140.00	216.00	15.00	48.00	3.00	548.0	593.0	247.00	55.00	302.00
22/ 1	M	6.0	3294.0	700.0	106.6	60.30	42.73	0.019	10.500	<.030	23.90	3.00	<2.00	24.00	19.00	46.00	112.00	178.00	13.00	47.00	3.00	<412.0	<447.0	140.00	41.00	181.00
23/ 1	F	7.0	3206.0	700.0	50.4	49.80	33.96	0.032	19.300	<.040	36.30	7.00	9.00	66.00	31.00	80.00	196.00	243.00	20.00	62.00	3.00	663.0	717.0	249.00	80.00	329.00
24/ 1	F	7.0	3790.0	710.0	177.0	72.80	66.00	0.039	7.580	<.040	25.30	6.00	2.00	25.00	11.00	27.00	52.00	55.00	5.00	16.00	<2.00	183.0	<201.0	105.00	46.00	151.00
25/ 1	M	8.0	3780.0	725.0	132.3	68.70	62.43	0.026	5.930	<.040	20.20	6.00	4.00	57.00	28.00	77.00	175.00	218.00	17.00	50.00	<2.00	587.0	<634.0	307.00	71.00	378.00
Mean		5.6	2185.7	606.2	75.5	59.50	47.64	0.042	7.833	<<.039	27.85	4.83	<6.93	41.67	21.19	51.79	116.63	152.16	11.95	33.40	<<2.34	<407.4	<<442.7	153.62	36.09	189.71
Minim.		4.0	752.0	479.0	7.3	23.90	3.25	0.011	1.940	<.030	15.00	1.10	<0.50	1.60	3.90	11.00	24.00	38.00	2.70	8.90	1.10	<85.1	<93.4	17.00	2.40	19.40
Maxim.		8.0	3790.0	725.0	177.0	75.80	70.76	0.135	19.300	<.040	56.50	8.00	19.00	71.00	71.00	111.00	272.00	431.00	28.00	104.00	6.60	1001.0	1102.0	316.00	80.00	378.00
St.dev		1.0	939.7	80.1	55.6	15.70	20.98	0.035	5.949	~.003	11.95	1.82	~5.58	19.04	12.23	21.18	50.32	78.48	5.31	20.67	~1.00	~182.4	~199.6	69.65	17.56	84.87
Count		25	25	25	25	25	25	25	25	25	25	25	25	25	25	25	25	25	25	25	25	25	25	25	25	25

Tab.width cont'd **GADU MOR, LI, J99, 15B Ullerø area, 1997-1006.**

Samp/ Repl. no.	Sex F/M	Age year	Wght g	Lngt mm	HCHA ppb w.wt	HCHG ppb w.wt	HC_Σn ppb w.wt	HCB ppb w.wt	QCB ppb w.wt	OCS ppb w.wt
. Analytical Lab. =>					NIVA	NIVA	Σ(*)	NIVA	NIVA	NIVA
. Analysis Code. =>					340	340	!	340	340	340
Detection Limit =>					0.50	2.00	!	2.00	2.00	2.00
01/ 1	F	4.0	1028.0	479.0	<0.50	0.50	<1.00	1.40	<0.50	<0.50
02/ 1	M	5.0	962.0	488.0	<0.50	0.60	<1.10	2.60	<0.50	0.60
03/ 1	M	4.0	1160.0	488.0	5.00	11.00	16.00	11.00	<2.00	<2.00
04/ 1	M	5.0	752.0	490.0	1.70	3.90	5.60	5.50	0.50	1.00
05/ 1	M	5.0	1267.2	524.0	5.00	11.00	16.00	12.00	<2.00	<2.00
06/ 1	M	5.0	1452.0	533.0	12.00	9.00	21.00	13.00	<2.00	<2.00
07/ 1	M	5.0	1427.0	541.0	6.00	2.40	8.40	7.50	<0.50	2.20
08/ 1	F	5.0	1685.0	551.0	12.00	14.00	26.00	18.00	2.00	<2.00
09/ 1	F	5.0	1622.8	555.0	7.00	16.00	23.00	19.00	2.00	<2.00
10/ 1	F	5.0	1812.6	580.0	5.00	10.00	15.00	13.00	<2.00	<2.00
11/ 1	F	5.0	1922.2	595.0	4.00	11.00	15.00	17.00	2.00	2.00
12/ 1	F	6.0	1176.2	600.0	5.00	14.00	19.00	18.00	<2.00	<2.00
13/ 1	F	6.0	2259.0	605.0	14.00	6.00	20.00	10.00	2.00	<2.00
14/ 1	M	5.0	2111.0	610.0	6.00	13.00	19.00	14.00	2.00	<2.00
15/ 1	M	5.0	2147.0	620.0	8.00	13.00	21.00	12.00	2.00	<2.00
16/ 1	F	5.0	2762.0	655.0	5.00	9.00	14.00	12.00	2.00	<2.00
17/ 1	F	6.0	2563.0	670.0	6.00	10.00	16.00	12.00	2.00	<2.00
18/ 1	F	6.0	2817.0	675.0	4.00	12.00	16.00	15.00	2.00	<2.00
19/ 1	F	6.0	3096.0	679.0	8.00	12.00	20.00	20.00	2.00	<2.00
20/ 1	M	7.0	3371.0	688.0	7.00	8.00	15.00	13.00	2.00	<2.00
21/ 1	M	6.0	3180.0	693.0	6.00	8.00	14.00	15.00	<2.00	<2.00
22/ 1	M	6.0	3294.0	700.0	16.00	9.00	25.00	13.00	2.00	<2.00
23/ 1	F	7.0	3206.0	700.0	9.00	8.00	17.00	20.00	2.00	<2.00
24/ 1	F	7.0	3790.0	710.0	9.00	19.00	28.00	25.00	2.00	<2.00
25/ 1	M	8.0	3780.0	725.0	8.00	16.00	24.00	14.00	2.00	<2.00
Mean		5.6	2185.7	606.2	<6.79	9.86	<16.64	13.32	<<1.76	<<1.85
Minim.		4.0	752.0	479.0	<0.50	0.50	<1.00	1.40	<0.50	<0.50
Maxim.		8.0	3790.0	725.0	16.00	19.00	28.00	25.00	2.00	2.20
St.dev		1.0	939.7	80.1	~3.79	4.65	~6.93	5.39	~0.56	~0.44
Count		25	25	25	25	25	25	25	25	25

Sample.No 01 : fish no.17 caught 2.12.97 Lernaeopodiform copepods Liver and/or intestinal guts with larvae of Anisakis simplex
Sample.No 02 : fish no.19 caught 2.12.97 Skin and/or oral cavity with caligiform and/or Lernaeopodiform copepods Liver and/or intestinal guts with larvae of Anisakis simplex
Sample.No 03 : fish no.14 caught 15.11.97 Skin and/or oral cavity with caligiform and/or Lernaeopodiform copepods Liver and/or intestinal guts with larvae of Anisakis simplex
Sample.No 04 : fish no.15 caught 15.11.97 Skin and/or oral cavity with caligiform and/or Lernaeopodiform copepods Liver and/or intestinal guts with larvae of Anisakis simplex
Sample.No 05 : fish no.1 caught 6.10.97 Skin and/or oral cavity with caligiform and/or Lernaeopodiform copepods Liver and/or intestinal guts with larvae of Anisakis simplex
Sample.No 06 : fish no.22 caught 2.12.97 Liver and/or intestinal guts with larvae of Anisakis simplex
Sample.No 07 : fish no.20 caught 2.12.97 Skin and/or oral cavity with caligiform and/or Lernaeopodiform copepods Liver and/or intestinal guts with larvae of Anisakis simplex
Sample.No 08 : fish no.18 caught 2.12.97 Skin with metacercariae of cf. Cryptocotyle lingua Liver and/or intestinal guts with larvae of Anisakis simplex
Sample.No 09 : fish no.2 caught 6.10.97 Skin and/or oral cavity with caligiform and/or Lernaeopodiform copepods Liver and/or intestinal guts with larvae of Anisakis simplex Signs of mechanical damage (e.g., net wounds)
Sample.No 10 : fish no.3 caught 6.10.97 Liver and/or intestinal guts with larvae of Anisakis simplex
Sample.No 11 : fish no.5 caught 6.10.97 Liver and/or intestinal guts with larvae of Anisakis simplex
Sample.No 12 : fish no.8 caught 6.10.97
Sample.No 13 : fish no.21 caught 2.12.97 Skin and/or oral cavity with caligiform and/or Lernaeopodiform copepods Liver and/or intestinal guts with larvae of Anisakis simplex
Sample.No 14 : fish no.6 caught 6.10.97 Liver and/or intestinal guts with larvae of Anisakis simplex
Sample.No 15 : fish no.16 caught 2.12.97 Skin with metacercariae of cf. Cryptocotyle lingua Skin and/or oral cavity with caligiform and/or Lernaeopodiform copepods Liver and/or intestinal guts with larvae of Anisakis simplex
Sample.No 16 : fish no.4 caught 6.10.97 Liver and/or intestinal guts with larvae of Anisakis simplex Signs of mechanical damage (e.g., net wounds)
Sample.No 17 : fish no.9 caught 15.11.97 Skin and/or oral cavity with caligiform and/or Lernaeopodiform copepods Liver and/or intestinal guts with larvae of Anisakis simplex
Sample.No 18 : fish no.7 caught 6.10.97 Gills with Lernaeocera copepods Bacterial fin rot Liver and/or intestinal guts with larvae of Anisakis simplex
Sample.No 19 : fish no.12 caught 15.11.97 Liver and/or intestinal guts with larvae of Anisakis simplex
Sample.No 20 : fish no.23 caught 2.12.97 Skin with metacercariae of cf. Cryptocotyle lingua Skin and/or oral cavity with caligiform and/or Lernaeopodiform copepods Liver and/or intestinal guts with larvae of Anisakis simplex
Sample.No 21 : fish no.11 caught 15.11.97 Liver and/or intestinal guts with larvae of Anisakis simplex
Sample.No 22 : fish no.25 caught 2.12.97 Skin with metacercariae of cf. Cryptocotyle lingua Liver and/or intestinal guts with larvae of Anisakis simplex
Sample.No 23 : fish no.26 caught 2.12.97 Skin and/or oral cavity with caligiform and/or Lernaeopodiform copepods Liver and/or intestinal guts with larvae of Anisakis simplex
Sample.No 24 : fish no.13 caught 15.11.97 Skin and/or oral cavity with caligiform and/or Lernaeopodiform copepods Liver and/or intestinal guts with larvae of Anisakis simplex
Sample.No 25 : fish no.10 caught 15.11.97 Skin with metacercariae of cf. Cryptocotyle lingua Liver and/or intestinal guts with larvae of Anisakis simplex

Species : GADU MOR, Gadus morhua, GB: Cod, N: Torsk.
Sample.area: J63 Sørfjorden, Tissue : LIVER.
Locality : 53B Inner Sørfjord, Latitude: 60°10.00N, Longitude: 06°34.00E.
Catch,date : 1993-1001, Count: 25, Sample type: Individual.

. Analytical Lab. ⇒						NIVA	NIVA	NIVA	NIVA	NIVA	NIVA	NIVA	NIVA	NIVA	NIVA	NIVA	NIVA	NIVA	NIVA	Σ(*)	Σ(*)	NIVA	NIVA	Σ(*)
. Analysis Code. ⇒						312	311	312	311	340	340	340	340	340	340	340	340	340	340	!	!	340	340	!
Detection Limit ⇒						0.050	0.010	0.030	1.00	4.00	4.00	4.00	4.00	4.00	4.00	4.00	4.00	4.00	4.00	!	!	4.00	4.00	!
Samp/ Repl. no.	Sex F/M	Age year	Wght g	Lngt mm	Mean Weight g	Dry %	Fat %	Cd ppm w.wt	Cu ppm w.wt	Pb ppm w.wt	Zn ppm w.wt	CB28 ppb w.wt	CB52 ppb w.wt	CB101 ppb w.wt	CB105 ppb w.wt	CB118 ppb w.wt	CB138 ppb w.wt	CB153 ppb w.wt	CB156 ppb w.wt	CB180 ppb w.wt	CB209 ppb w.wt	CB_Σ7 ppb w.wt	CB_ΣΣ ppb w.wt	DDEPP ppb w.wt	TDEPP ppb w.wt	DD_Σn ppb w.wt
01/ 1	F	2.0	374.3	340.0	10.1	47.30	32.20	0.405	7.170	0.190	25.40	<4.00	5.00	16.00	11.00	32.00	67.00	106.00	7.00	30.00	<4.00	<260.0	<278.0	356.00	46.00	402.00
02/ 1		1.0	446.4	340.0	11.3	56.20	49.70	0.108	5.300	0.050	20.70	20.00	21.00	32.00	36.00	92.00	153.00	198.00	15.00	60.00	<4.00	576.0	<631.0	388.00	43.00	431.00
03/ 1		3.0	801.1	390.0	47.2	64.50	54.10	0.038	4.530	<.030	12.60	<4.00	<4.00	11.00	5.00	12.00	21.00	34.00	<4.00	11.00	<4.00	<93.0	<98.0	41.00	8.00	49.00
04/ 1	F	2.0	806.1	390.0	32.7	60.10	50.00	0.008	7.150	<.020	17.20	<4.00	4.00	14.00	6.00	17.00	30.00	49.00	4.00	17.00	<4.00	<135.0	<145.0	53.00	10.00	63.00
05/ 1	F	3.0	547.1	400.0	9.9	29.50	10.60	0.415	6.010	0.070	38.80	<4.00	<4.00	6.00	7.00	19.00	52.00	78.00	5.00	31.00	<4.00	<190.0	<202.0	98.00	14.00	112.00
06/ 1		2.0	779.9	400.0	43.4	64.20	53.20	0.006	4.030	<.020	13.30	<4.00	<4.00	8.00	4.00	12.00	21.00	33.00	<4.00	10.00	<4.00	<88.0	<92.0	38.00	7.00	45.00
07/ 1	F	2.0	640.7	410.0	17.4	65.30	53.90	0.134	9.020	0.130	24.60	<4.00	10.00	43.00	16.00	39.00	106.00	158.00	13.00	51.00	<4.00	<411.0	<440.0	630.00	94.00	724.00
08/ 1	M	3.0	706.0	410.0	13.6	45.50	30.40	0.330	13.000	0.170	34.30	<4.00	6.00	27.00	14.00	41.00	94.00	138.00	11.00	46.00	<4.00	<356.0	<381.0	493.00	94.00	587.00
09/ 1	F	2.0	937.9	420.0	36.8	65.80	55.00	0.010	4.520	<.030	14.50	<4.00	<4.00	5.00	<4.00	7.00	14.00	23.00	<4.00	7.00	<4.00	<60.0	<60.0	23.00	<4.00	<27.00
10/ 1	F	2.0	912.2	430.0	60.7	64.10	51.20	0.007	4.410	<.020	15.20	<4.00	<4.00	8.00	4.00	11.00	20.00	31.00	<4.00	10.00	<4.00	<84.0	<88.0	32.00	5.00	37.00
11/ 1	F	2.0	907.7	430.0	49.6	64.90	52.10	0.005	2.340	0.020	10.90	<4.00	4.00	16.00	6.00	18.00	37.00	65.00	6.00	22.00	<4.00	<166.0	<178.0	58.00	8.00	66.00
12/ 1		2.0	797.6	440.0	11.6	21.10	2.90	0.256	1.860	0.170	35.60	<4.00	<4.00	4.00	<4.00	6.00	11.00	15.00	<4.00	5.00	<4.00	<45.0	<45.0	51.00	11.00	62.00
13/ 1	F	2.0	775.7	440.0	27.5	72.30	63.60	0.309	3.270	0.050	18.70	<4.00	13.00	50.00	18.00	48.00	157.00	248.00	21.00	111.00	<4.00	<631.0	<670.0	587.00	68.00	655.00
14/ 1	F	2.0	923.3	450.0	20.7	55.80	41.30	0.449	10.200	0.090	23.10	<4.00	9.00	44.00	13.00	35.00	146.00	239.00	18.00	124.00	<4.00	<601.0	<632.0	403.00	56.00	459.00
15/ 1	F	2.0	1504.1	460.0	66.2	56.00	40.30	0.006	3.140	0.030	14.20	<4.00	<4.00	10.00	5.00	13.00	25.00	41.00	4.00	13.00	<4.00	<106.0	<115.0	39.00	7.00	46.00
16/ 1		4.0	1416.8	470.0	68.3	71.20	59.20	0.020	8.400	<.020	21.80	<4.00	<4.00	8.00	5.00	13.00	23.00	44.00	5.00	18.00	<4.00	<110.0	<120.0	33.00	5.00	38.00
17/ 1	M	2.0	1250.4	490.0	28.0	63.20	54.10	0.211	10.300	0.030	27.30	11.00	25.00	77.00	32.00	91.00	217.00	298.00	24.00	107.00	<4.00	826.0	<886.0	876.00	138.00	1014.00
18/ 1	F	5.0	1261.8	520.0	32.3	50.40	37.40	0.468	8.640	0.140	32.30	<4.00	10.00	51.00	22.00	61.00	138.00	177.00	17.00	72.00	<4.00	<513.0	<552.0	1070.00	196.00	1266.00
19/ 1		2.0	1742.8	530.0	126.0	67.30	57.80	<.005	5.800	<.030	13.70	<4.00	4.00	13.00	5.00	14.00	25.00	38.00	<4.00	13.00	<4.00	<111.0	<116.0	49.00	10.00	59.00
20/ 1	F	3.0	1879.1	550.0	84.0	64.00	52.80	0.023	6.960	<.030	19.30	<4.00	7.00	22.00	8.00	23.00	37.00	57.00	5.00	18.00	<4.00	<168.0	<181.0	85.00	18.00	103.00
21/ 1	M	2.0	2382.4	550.0	236.8	71.80	57.10	<.004	5.790	<.020	12.80	<4.00	5.00	14.00	5.00	14.00	23.00	38.00	4.00	14.00	<4.00	<112.0	<121.0	51.00	14.00	65.00
22/ 1	M	4.0	2152.5	580.0	99.9	58.50	45.10	0.019	7.640	<.030	19.10	<4.00	4.00	15.00	7.00	17.00	33.00	60.00	4.00	18.00	<4.00	<151.0	<162.0	68.00	8.00	76.00
23/ 1	F	4.0	2341.7	650.0	48.1	38.90	24.00	0.802	17.600	1.060	33.70	5.00	14.00	96.00	59.00	163.00	426.00	595.00	47.00	258.00	<4.00	1557.0	<1667.0	1708.00	242.00	1950.00
24/ 1	F	5.0	3390.0	700.0	86.7	37.10	17.80	0.042	0.970	0.020	20.40	<4.00	5.00	67.00	35.00	98.00	289.00	384.00	34.00	121.00	<4.00	<968.0	<1037.0	444.00	51.00	495.00
25/ 1	F	5.0	4189.4	730.0	130.6	47.40	31.90	0.033	29.600	<.020	30.00	<4.00	4.00	18.00	13.00	40.00	80.00	128.00	10.00	41.00	<4.00	<315.0	<338.0	135.00	16.00	151.00
Mean		2.7	1354.7	476.8	56.0	56.10	43.11	<.165	7.506	<<.100	21.98	<<4.96	<<7.28	27.00	<13.76	37.44	89.80	131.00	<11.12	49.12	<<4.00	<<345.3	<<369.4	312.36	<46.92	<359.28
Minin.		1.0	374.3	340.0	9.9	21.10	2.90	<.004	0.970	<.020	10.90	<4.00	<4.00	4.00	<4.00	6.00	11.00	15.00	<4.00	5.00	<4.00	<45.0	<45.0	23.00	<4.00	<27.00
Maxin.		5.0	4189.4	730.0	236.8	72.30	63.60	0.802	29.600	1.060	38.80	20.00	25.00	96.00	59.00	163.00	426.00	595.00	47.00	258.00	<4.00	1557.0	<1667.0	1708.00	242.00	1950.00
St.dev		1.1	935.9	103.0	51.3	13.45	16.02	~.211	5.884	~.208	8.24	~3.43	~5.61	24.70	~13.59	37.62	100.25	137.25	~10.88	57.64	~0.00	~358.8	~384.5	411.93	~62.79	~473.86
Count		25	25	25	25	25	25	25	25	25	25	25	25	25	25	25	25	25	25	25	25	25	25	25	25	25

Tab.width cont'd **GADU MOR, LI, J63, 53B Inner Sørfjord, 1993-1001.**

. Analytical Lab. =>					NIVA	NIVA	Σ(*)	NIVA	NIVA	NIVA
. Analysis Code. =>					340	340	!	340	340	340
Detection Limit =>					4.00	4.00	!	4.00	4.00	4.00
Samp/ Repl. no.	Sex F/M	Age year	Wght g	Lngt mm	HCHA ppb w.wt	HCHG ppb w.wt	HC_Σn ppb w.wt	HCB ppb w.wt	QCB ppb w.wt	OCS ppb w.wt
01/ 1	F	2.0	374.3	340.0	<4.00	<4.00	<4.00	6.00	4.00	<4.00
02/ 1		1.0	446.4	340.0	5.00	5.00	10.00	8.00	4.00	<4.00
03/ 1		3.0	801.1	390.0	5.00	6.00	11.00	6.00	<4.00	<4.00
04/ 1	F	2.0	806.1	390.0	4.00	6.00	10.00	6.00	<4.00	<4.00
05/ 1	F	3.0	547.1	400.0	<4.00	<4.00	<4.00	<4.00	<4.00	<4.00
06/ 1		2.0	779.9	400.0	5.00	6.00	11.00	6.00	<4.00	<4.00
07/ 1	F	2.0	640.7	410.0	6.00	7.00	13.00	11.00	<4.00	<4.00
08/ 1	M	3.0	706.0	410.0	<4.00	4.00	<8.00	9.00	<4.00	<4.00
09/ 1	F	2.0	937.9	420.0	5.00	7.00	12.00	7.00	<4.00	<4.00
10/ 1	F	2.0	912.2	430.0	4.00	6.00	10.00	6.00	<4.00	<4.00
11/ 1	F	2.0	907.7	430.0	5.00	6.00	11.00	8.00	<4.00	<4.00
12/ 1		2.0	797.6	440.0	<4.00	<4.00	<4.00	<4.00	<4.00	<4.00
13/ 1	F	2.0	775.7	440.0	7.00	8.00	15.00	14.00	<4.00	<4.00
14/ 1	F	2.0	923.3	450.0	4.00	5.00	9.00	10.00	<4.00	<4.00
15/ 1	F	2.0	1504.1	460.0	4.00	5.00	9.00	5.00	<4.00	<4.00
16/ 1		4.0	1416.8	470.0	5.00	7.00	12.00	7.00	<4.00	<4.00
17/ 1	M	2.0	1250.4	490.0	5.00	6.00	11.00	14.00	<4.00	<4.00
18/ 1	F	5.0	1261.8	520.0	4.00	4.00	8.00	13.00	7.00	<4.00
19/ 1		2.0	1742.8	530.0	5.00	6.00	11.00	6.00	<4.00	<4.00
20/ 1	F	3.0	1879.1	550.0	4.00	6.00	10.00	7.00	<4.00	<4.00
21/ 1	M	2.0	2382.4	550.0	6.00	8.00	14.00	7.00	<4.00	<4.00
22/ 1	M	4.0	2152.5	580.0	5.00	6.00	11.00	7.00	<4.00	<4.00
23/ 1	F	4.0	2341.7	650.0	<4.00	<4.00	<4.00	9.00	4.00	<4.00
24/ 1	F	5.0	3390.0	700.0	<4.00	<4.00	<4.00	<4.00	<4.00	<4.00
25/ 1	F	5.0	4189.4	730.0	<4.00	4.00	<8.00	8.00	<4.00	<4.00
Mean		2.7	1354.7	476.8	<<4.64	<5.52	<<9.36	<7.68	<<4.12	<<4.00
Minim.		1.0	374.3	340.0	<4.00	<4.00	<4.00	<4.00	<4.00	<4.00
Maxim.		5.0	4189.4	730.0	7.00	8.00	15.00	14.00	7.00	<4.00
St.dev		1.1	935.9	103.0	~0.81	~1.29	~3.21	~2.85	~0.60	~0.00
Count		25	25	25	25	25	25	25	25	25

Sample.No 03 : Fish malodorous Liver with necrotic cysts or tumors
Sample.No 06 : Skin with metacercariae of cf. Cryptocotyle lingua
Sample.No 10 : Skin with metacercariae of cf. Cryptocotyle lingua
Sample.No 12 : Fish flaccid Liver with necrotic cysts or tumors
Sample.No 15 : Signs of mechanical damage (e.g., net wounds)
Sample.No 18 : Muscle with signs of inner bleeding
Sample.No 19 : Muscle with signs of inner bleeding
Sample.No 20 : Liver with necrotic cysts or tumors
Sample.No 21 : Signs of mechanical damage (e.g., net wounds)
Sample.No 24 : Muscle with signs of inner bleeding

Species : GADU MOR, Gadus morhua, GB: Cod, N: Torsk.
Sample.area: J63 Sørfjorden, Tissue : LIVER.
Locality : 53B Inner Sørfjord, Latitude: 60°10.00N, Longitude: 06°34.00E.
Catch,date : 1994-1000, Count: 25, Sample type: Individual.

. Analytical Lab. ⇒								NIVA	NIVA	NIVA	NIVA	NIVA	NIVA	NIVA	NIVA	NIVA	NIVA	NIVA	NIVA	Σ(*)	Σ(*)	NIVA	NIVA	Σ(*)
. Analysis Code. ⇒								312	311	312	311	340	340	340	340	340	340	340	340	!	!	340	340	!
Detection Limit ⇒								0.050	0.010	0.030	1.00	3.00	3.00	3.00	3.00	3.00	3.00	3.00	3.00	!	!	4.00	3.00	!
Samp/ Repl. no.	Sex F/M	Age year	Wght g	Lngt mm	Mean Weight g	Dry %	Fat %	Cd ppm w.wt	Cu ppm w.wt	Pb ppm w.wt	Zn ppm w.wt	CB28 ppb w.wt	CB52 ppb w.wt	CB101 ppb w.wt	CB105 ppb w.wt	CB118 ppb w.wt	CB138 ppb w.wt	CB153 ppb w.wt	CB156 ppb w.wt	CB180 ppb w.wt	CB209 ppb w.wt	CB_Σ7 ppb w.wt	CB_ΣΣ ppb w.wt	DDEPP ppb w.wt	TDEPP ppb w.wt	DD_Σn ppb w.wt
01/ 1	F	2.0	579.3	380.0	5.9	38.70	25.70	s.012	s3.600	s<.030	s20.20	miss	s8.00	s24.00	s15.00	s52.00	s93.00	s151.00	s10.00	s47.00	s3.00	s375.0	s403.0	s108.00	s20.00	s128.00
02/ 1		3.0	672.3	400.0	9.5	45.70	32.60	s.010	s2.200	s<.030	s17.70	s<3.00	s5.00	s19.00	s7.00	s25.00	s46.00	s78.00	s6.00	s26.00	s<3.00	s<202.0	s<215.0	s97.00	s19.00	s116.00
03/ 1	F	3.0	979.7	410.0	18.2	49.80	37.40	s.010	s1.500	s<.030	s15.70	s<3.00	s4.00	s16.00	s10.00	s29.00	s56.00	s91.00	s7.00	s26.00	s<3.00	s<225.0	s<242.0	s91.00	s16.00	s107.00
04/ 1		2.0	952.4	410.0	49.1	60.70	52.80	s.008	s2.400	s<.030	s12.20	s<3.00	s4.00	s13.00	s6.00	s20.00	s35.00	s59.00	s5.00	s20.00	s<3.00	s<154.0	s<165.0	s58.00	s11.00	s69.00
05/ 1		3.0	879.1	430.0	31.0	55.90	47.10	s.023	s14.500	s<.030	s20.20	s<3.00	s4.00	s12.00	s7.00	s21.00	s37.00	s59.00	s4.00	s20.00	s<3.00	s<156.0	s<167.0	s73.00	s14.00	s87.00
06/ 1		3.0	843.1	440.0	13.5	44.30	30.10	s.014	s3.000	s<.030	s22.10	s4.00	s9.00	s35.00	s25.00	s81.00	s165.00	s315.00	s18.00	s87.00	s<3.00	s696.0	s<742.0	s260.00	s29.00	s289.00
07/ 1		3.0	964.2	450.0	27.2	51.50	36.30	s.008	s2.600	s<.030	s17.50	s<3.00	s3.00	s9.00	s6.00	s16.00	s26.00	s49.00	s4.00	s16.00	s<3.00	s<122.0	s<132.0	s46.00	s7.00	s53.00
08/ 1	F	4.0	1123.0	450.0	59.8	58.30	48.90	s.005	s5.600	s<.030	s16.40	s<3.00	s4.00	s12.00	s5.00	s13.00	s24.00	s37.00	s3.00	s13.00	s<3.00	s<106.0	s<114.0	s45.00	s10.00	s55.00
09/ 1	F	3.0	1131.9	470.0	24.5	53.80	43.80	s.008	s3.700	s<.030	s18.90	s4.00	s9.00	s29.00	s12.00	s38.00	s57.00	s110.00	s9.00	s40.00	s3.00	s287.0	s311.0	s133.00	s24.00	s157.00
10/ 1		3.0	1273.8	470.0	42.3	58.70	50.50	s.010	s6.500	s<.030	s21.40	s3.00	s4.00	s10.00	s6.00	s17.00	s23.00	s51.00	s4.00	s17.00	s<3.00	s125.0	s<138.0	s54.00	s6.00	s60.00
11/ 1		4.0	1005.9	470.0	13.6	29.10	17.70	s.025	s4.100	s<.030	s21.60	s<3.00	s3.00	s11.00	s6.00	s16.00	s38.00	s63.00	s4.00	s19.00	s<3.00	s<153.0	s<163.0	s59.00	s8.00	s67.00
12/ 1	F	3.0	1220.2	490.0	51.8	56.30	46.70	s<.003	s2.500	s<.030	s14.40	s<3.00	s5.00	s17.00	s6.00	s19.00	s31.00	s55.00	s4.00	s19.00	s<3.00	s<149.0	s<159.0	s62.00	s9.00	s71.00
13/ 1		4.0	1288.8	490.0	57.1	56.20	47.30	s.008	s3.400	s<.030	s16.70	s3.00	s5.00	s13.00	s6.00	s16.00	s27.00	s45.00	s3.00	s13.00	s<3.00	s122.0	s<134.0	s67.00	s8.00	s75.00
14/ 1	F	4.0	1238.6	500.0	25.3	49.00	40.00	s.016	s4.700	s<.030	s23.70	s3.00	s6.00	s19.00	s8.00	s24.00	s40.00	s67.00	s5.00	s23.00	s<3.00	s182.0	s<198.0	s76.00	s11.00	s87.00
15/ 1	F	5.0	1585.4	520.0	35.3	50.80	42.40	s.015	s2.500	s<.030	s15.40	s<3.00	s5.00	s14.00	s10.00	s34.00	s60.00	s103.00	s8.00	s36.00	s<3.00	s<255.0	s<273.0	s83.00	s13.00	s96.00
16/ 1	F	4.0	1449.4	520.0	28.4	52.10	42.60	s.009	s3.200	s<.030	s21.40	s4.00	s15.00	s96.00	s30.00	s101.00	s250.00	s416.00	s41.00	s395.00	s3.00	s1277.0	s1351.0	s204.00	s36.00	s240.00
17/ 1	F	4.0	2295.6	610.0	71.5	61.90	54.60	s.009	s7.600	s<.030	s20.90	s3.00	s8.00	s24.00	s11.00	s32.00	s57.00	s88.00	s7.00	s31.00	s<3.00	s243.0	s<264.0	s119.00	s17.00	s136.00
18/ 1	M	3.0	2246.9	610.0	64.8	66.90	60.50	s.006	s11.500	s<.030	s18.60	s3.00	s9.00	s28.00	s12.00	s36.00	s51.00	s98.00	s8.00	s31.00	s<3.00	s256.0	s<279.0	s114.00	s21.00	s135.00
19/ 1	F	3.0	2742.0	620.0	112.8	61.90	54.70	s.007	s10.200	s<.030	s19.80	s<3.00	s5.00	s15.00	s7.00	s19.00	s34.00	s59.00	s5.00	s20.00	s<3.00	s<155.0	s<167.0	s64.00	s10.00	s74.00
20/ 1	F	4.0	2683.9	620.0	101.6	53.90	45.40	s.017	s17.800	s<.030	s25.40	s3.00	s6.00	s13.00	s7.00	s18.00	s29.00	s58.00	s6.00	s26.00	s<3.00	s153.0	s<169.0	s69.00	s10.00	s79.00
21/ 1	F	5.0	2522.7	620.0	73.3	56.30	48.60	s.013	s11.100	s<.030	s28.60	s<3.00	s6.00	s11.00	s7.00	s16.00	s18.00	s43.00	s6.00	s22.00	s<3.00	s<119.0	s<132.0	s47.00	s8.00	s55.00
22/ 1	F	5.0	2759.3	630.0	111.9	53.20	45.10	s.023	s10.900	s<.030	s21.40	s4.00	s9.00	s26.00	s11.00	s35.00	s56.00	s94.00	s7.00	s33.00	s<3.00	s257.0	s<278.0	s147.00	s22.00	s169.00
23/ 1	F	6.0	3086.6	640.0	99.3	50.60	41.00	s.092	s13.800	s<.030	s22.90	s4.00	s5.00	s19.00	s15.00	s39.00	s82.00	s149.00	s9.00	s58.00	s<3.00	s356.0	s<383.0	s314.00	s13.00	s327.00
24/ 1	F	6.0	4635.0	720.0	142.9	51.90	43.40	s.119	s4.000	s<.030	s16.50	s8.00	s20.00	s70.00	s21.00	s65.00	s119.00	s192.00	s12.00	s52.00	s<3.00	s526.0	s<562.0	s770.00	s108.00	s878.00
25/ 1	F	5.0	4609.0	830.0	35.7	18.10	5.10	s.068	s7.500	s<.030	s36.00	s<3.00	s<3.00	s5.00	s6.00	s23.00	s43.00	s93.00	s11.00	s66.00	s3.00	s<233.0	s<253.0	s64.00	s5.00	s69.00
Mean		3.8	1790.7	528.0	52.3	51.42	41.61	s<.022	s6.416	s<<.030	s20.22	s<<3.42	s<6.56	s22.40	s10.48	s32.20	s59.88	s104.92	s8.24	s46.24	s<<3.00	s<<275.4	s<<295.8	s128.96	s18.20	s147.16
Minim.		2.0	579.3	380.0	5.9	18.10	5.10	s<.003	s1.500	s<.030	s12.20	s<3.00	s<3.00	s5.00	s5.00	s13.00	s18.00	s37.00	s3.00	s13.00	s<3.00	s<106.0	s<114.0	s45.00	s5.00	s53.00
Maxim.		6.0	4635.0	830.0	142.9	66.90	60.50	s.119	s17.800	s<.030	s36.00	s8.00	s20.00	s96.00	s30.00	s101.00	s250.00	s416.00	s41.00	s395.00	s3.00	s1277.0	s1351.0	s770.00	s108.00	s878.00
St.dev		1.1	1130.0	111.7	37.1	10.44	12.16	~.028	4.559	~.000	4.90	~1.06	3.91	19.94	6.41	21.77	51.63	88.12	7.61	74.87	~0.00	~249.4	~263.5	149.46	20.19	168.57
Count		25	25	25	25	25	25	25	25	25	25	24	25	25	25	25	25	25	25	25	25	25	25	25	25	25

s/q (698) ! Suspect value(s)
miss(2) ! Missing value.

Tab.width cont'd GADU MOR, LI, J63, 53B Inner Sørfjord, 1994-1000.

. Analytical Lab. =>					NIVA	NIVA	Σ(*)	NIVA	NIVA	NIVA
. Analysis Code. =>					340	340	!	340	340	340
Detection Limit =>					3.00	3.00	!	3.00	3.00	3.00
Samp/ Repl. no.	Sex F/M	Age year	Wght g	Lngt mm	HCHA ppb w.wt	HCHG ppb w.wt	HC_Σn ppb w.wt	HCB ppb w.wt	QCB ppb w.wt	OCS ppb w.wt
01/ 1	F	2.0	579.3	380.0	miss	s3.00	s3.00	s6.00	s<3.00	s<3.00
02/ 1		3.0	672.3	400.0	s<3.00	s5.00	s<8.00	s5.00	s<3.00	s<3.00
03/ 1	F	3.0	979.7	410.0	s<3.00	s6.00	s<9.00	s6.00	s<3.00	s<3.00
04/ 1		2.0	952.4	410.0	s<3.00	s8.00	s<11.00	s5.00	s<3.00	s<3.00
05/ 1		3.0	879.1	430.0	s<3.00	s8.00	s<11.00	s9.00	s<3.00	s<3.00
06/ 1		3.0	843.1	440.0	s<3.00	s5.00	s<8.00	s9.00	s<3.00	s<3.00
07/ 1		3.0	964.2	450.0	s<3.00	s5.00	s<8.00	s7.00	s<3.00	s<3.00
08/ 1	F	4.0	1123.0	450.0	s5.00	s8.00	s13.00	s6.00	s<3.00	s<3.00
09/ 1	F	3.0	1131.9	470.0	s5.00	s8.00	s13.00	s12.00	s<3.00	s<3.00
10/ 1		3.0	1273.8	470.0	s5.00	s8.00	s13.00	s9.00	s<3.00	s<3.00
11/ 1		4.0	1005.9	470.0	s<3.00	s3.00	s<6.00	s5.00	s<3.00	s<3.00
12/ 1	F	3.0	1220.2	490.0	s4.00	s5.00	s9.00	s6.00	s<3.00	s<3.00
13/ 1		4.0	1288.8	490.0	s4.00	s5.00	s9.00	s7.00	s<3.00	s<3.00
14/ 1	F	4.0	1238.6	500.0	s4.00	s5.00	s9.00	s7.00	s<3.00	s<3.00
15/ 1	F	5.0	1585.4	520.0	s4.00	s5.00	s9.00	s8.00	s<3.00	s<3.00
16/ 1	F	4.0	1449.4	520.0	s4.00	s5.00	s9.00	s8.00	s<3.00	s<3.00
17/ 1	F	4.0	2295.6	610.0	s5.00	s7.00	s12.00	s12.00	s<3.00	s<3.00
18/ 1	M	3.0	2246.9	610.0	s6.00	s8.00	s14.00	s13.00	s<3.00	s<3.00
19/ 1	F	3.0	2742.0	620.0	s5.00	s6.00	s11.00	s10.00	s<3.00	s<3.00
20/ 1	F	4.0	2683.9	620.0	s4.00	s5.00	s9.00	s9.00	s<3.00	s<3.00
21/ 1	F	5.0	2522.7	620.0	s4.00	s5.00	s9.00	s9.00	s<3.00	s<3.00
22/ 1	F	5.0	2759.3	630.0	s4.00	s4.00	s8.00	s9.00	s<3.00	s<3.00
23/ 1	F	6.0	3086.6	640.0	s3.00	s4.00	s7.00	s6.00	s<3.00	s<3.00
24/ 1	F	6.0	4635.0	720.0	s4.00	s6.00	s10.00	s23.00	s<3.00	s<3.00
25/ 1	F	5.0	4609.0	830.0	s<3.00	s<3.00	s<3.00	s<3.00	s<3.00	s<3.00
Mean		3.8	1790.7	528.0	s<<3.92	s<5.60	s<<9.24	s<8.36	s<<3.00	s<<3.00
Minim.		2.0	579.3	380.0	s<3.00	s<3.00	s<3.00	s<3.00	s<3.00	s<3.00
Maxim.		6.0	4635.0	830.0	s6.00	s8.00	s14.00	s23.00	s<3.00	s<3.00
St.dev		1.1	1130.0	111.7	~0.88	1.66	~2.76	3.89	~0.00	~0.00
Count		25	25	25	24	25	25	25	25	25

Sample.No 01 : Skin with metacercariae of cf. Cryptocotyle lingua Muscle with signs of inner bleeding
Sample.No 04 : Skin with metacercariae of cf. Cryptocotyle lingua Liver with necrotic cysts or tumors
Sample.No 05 : Muscle with signs of inner bleeding
Sample.No 06 : Skin with metacercariae of cf. Cryptocotyle lingua
Sample.No 07 : Skin with metacercariae of cf. Cryptocotyle lingua
Sample.No 08 : Muscle with signs of inner bleeding Fish malodorous
Sample.No 09 : Muscle with signs of inner bleeding Fish malodorous
Sample.No 10 : Skin with metacercariae of cf. Cryptocotyle lingua
Sample.No 11 : Muscle with signs of inner bleeding Fish flaccid
Sample.No 12 : Muscle with signs of inner bleeding Fish flaccid
Sample.No 13 : Muscle with signs of inner bleeding
Sample.No 14 : Muscle with signs of inner bleeding Liver with necrotic cysts or tumors
Sample.No 15 : Liver with necrotic cysts or tumors
Sample.No 16 : Muscle with signs of inner bleeding
Sample.No 17 : Muscle with signs of inner bleeding
Sample.No 18 : Muscle with signs of inner bleeding
Sample.No 19 : Muscle with signs of inner bleeding Skin with metacercariae of cf. Cryptocotyle lingua
Sample.No 20 : Muscle with signs of inner bleeding
Sample.No 21 : Muscle with signs of inner bleeding
Sample.No 22 : Muscle with signs of inner bleeding
Sample.No 23 : Skin with metacercariae of cf. Cryptocotyle lingua
Sample.No 24 : Skin with metacercariae of cf. Cryptocotyle lingua Muscle with signs of inner bleeding
Sample.No 25 : Skin with metacercariae of cf. Cryptocotyle lingua

Species : GADU MOR, Gadus morhua, GB: Cod, N: Torsk.
Sample.area: J63 Sørfjorden, Tissue : LIVER.
Locality : 53B Inner Sørfjord, Latitude: 60°10.00N, Longitude: 06°34.00E.
Catch,date : 1995-1015, Count: 25, Sample type: Individual.

. Analytical Lab. =>								NIVA	NIVA	NIVA	NIVA	NIVA	NIVA	NIVA	NIVA	NIVA	NIVA	NIVA	NIVA	Σ(*)	Σ(*)	NIVA	NIVA	Σ(*)
. Analysis Code. =>								312	311	312	311	340	340	340	340	340	340	340	340	!	!	340	340	!
Detection Limit =>							Mean	0.050	0.010	0.030	1.00	3.00	3.00	3.00	3.00	3.00	3.00	3.00	3.00	!	!	4.00	3.00	!
Samp/ Repl. no.	Sex F/M	Age year	Wght g	Lngt mm	Dry %	Fat %	Weight g	Cd ppm w.wt	Cu ppm w.wt	Pb ppm w.wt	Zn ppm w.wt	CB28 ppb w.wt	CB52 ppb w.wt	CB101 ppb w.wt	CB105 ppb w.wt	CB118 ppb w.wt	CB138 ppb w.wt	CB153 ppb w.wt	CB156 ppb w.wt	CB180 ppb w.wt	CB209 ppb w.wt	CB_Σ7 ppb w.wt	CB_ΣΣ ppb w.wt	DDEPP ppb w.wt	TDEPP ppb w.wt	DD_Σn ppb w.wt
01/ 1	F	3.0	819.5	380.0	37.0	63.90	50.90	0.008	6.900	<.030	17.50	<3.00	6.00	16.00	6.00	16.00	34.00	52.00	4.00	17.00	<3.00	<144.0	<154.0	45.00	5.00	50.00
02/ 1		3.0	822.1	410.0	42.9	60.80	47.70	0.007	4.800	<.020	15.40	<3.00	7.00	12.00	4.00	12.00	24.00	35.00	3.00	12.00	<3.00	<105.0	<112.0	31.00	4.00	35.00
03/ 1		4.0	980.4	415.0	49.0	66.20	53.60	0.005	4.000	<.020	14.20	<3.00	8.00	13.00	5.00	14.00	28.00	44.00	3.00	15.00	<3.00	<125.0	<133.0	30.00	3.00	33.00
04/ 1	F	3.0	857.0	420.0	49.1	62.90	50.60	0.007	4.600	<.020	15.90	<3.00	6.00	12.00	4.00	13.00	25.00	37.00	3.00	12.00	<3.00	<108.0	<115.0	33.00	4.00	37.00
05/ 1	F	4.0	1000.8	430.0	61.3	67.20	57.10	0.023	4.600	<.020	17.20	<3.00	8.00	15.00	4.00	13.00	25.00	36.00	3.00	11.00	<3.00	<111.0	<118.0	36.00	5.00	41.00
06/ 1	M	3.0	936.2	430.0	48.9	64.80	53.70	0.007	3.500	<.020	15.30	<3.00	7.00	13.00	5.00	14.00	31.00	46.00	3.00	15.00	<3.00	<129.0	<137.0	37.00	5.00	42.00
07/ 1	M	3.0	990.9	440.0	33.8	67.80	68.90	0.005	4.800	<.020	16.40	<3.00	11.00	20.00	8.00	25.00	52.00	82.00	6.00	24.00	<3.00	<217.0	<231.0	60.00	7.00	67.00
08/ 1	F	3.0	1096.5	450.0	64.8	64.40	54.30	0.006	3.900	<.020	15.90	<3.00	7.00	16.00	6.00	18.00	34.00	52.00	5.00	19.00	3.00	<149.0	<163.0	35.00	6.00	41.00
09/ 1	F	4.0	1184.5	465.0	94.3	64.30	53.40	0.003	4.600	<.020	14.30	<3.00	5.00	12.00	5.00	13.00	23.00	37.00	3.00	13.00	<3.00	<106.0	<114.0	26.00	5.00	31.00
10/ 1	M	3.0	1414.4	470.0	144.9	71.50	59.90	0.002	5.600	<.020	17.30	<3.00	9.00	12.00	4.00	12.00	20.00	30.00	3.00	10.00	<3.00	<96.0	<103.0	24.00	5.00	29.00
11/ 1	M	3.0	1255.8	480.0	52.3	65.10	55.30	0.005	11.500	<.020	20.30	<3.00	8.00	15.00	7.00	20.00	40.00	61.00	6.00	22.00	3.00	<169.0	<185.0	43.00	9.00	52.00
12/ 1	M	3.0	1347.4	480.0	121.1	77.50	67.30	0.002	3.700	<.020	14.50	30.00	miss	16.00	7.00	22.00	42.00	66.00	4.00	22.00	<3.00	198.0	<212.0	46.00	10.00	56.00
13/ 1	F	3.0	1377.7	500.0	84.5	61.00	47.00	0.006	6.500	0.020	17.70	<3.00	5.00	15.00	7.00	19.00	37.00	61.00	5.00	23.00	3.00	<163.0	<178.0	43.00	8.00	51.00
14/ 1	F	4.0	1372.5	500.0	85.1	64.10	52.60	0.011	5.400	<.020	18.00	<3.00	7.00	15.00	6.00	16.00	29.00	45.00	4.00	15.00	<3.00	<130.0	<140.0	42.00	7.00	49.00
15/ 1	M	3.0	1570.3	500.0	101.3	66.00	56.70	0.008	7.000	<.020	18.70	<3.00	7.00	12.00	5.00	15.00	31.00	50.00	miss	21.00	<3.00	<139.0	<144.0	24.00	<3.00	<27.00
16/ 1	F	4.0	1623.9	510.0	98.4	63.50	53.60	0.003	2.200	<.020	14.30	<3.00	6.00	19.00	8.00	25.00	50.00	76.00	6.00	27.00	<3.00	<206.0	<220.0	44.00	4.00	48.00
17/ 1	F	4.0	1623.7	520.0	85.2	64.80	55.10	0.022	5.600	<.020	19.60	<3.00	5.00	15.00	5.00	16.00	31.00	48.00	4.00	17.00	<3.00	<135.0	<144.0	34.00	3.00	37.00
18/ 1	F	5.0	1883.0	560.0	109.3	66.70	56.20	0.008	6.400	<.020	16.90	<3.00	8.00	25.00	10.00	31.00	63.00	90.00	7.00	30.00	<3.00	<250.0	<267.0	73.00	5.00	78.00
19/ 1	M	5.0	1947.5	570.0	71.9	63.10	54.90	0.038	8.200	<.020	21.60	4.00	9.00	39.00	11.00	31.00	68.00	100.00	7.00	28.00	<3.00	279.0	<300.0	483.00	20.00	503.00
20/ 1	M	4.0	2265.5	570.0	105.7	60.80	49.00	0.038	5.500	<.020	19.30	<3.00	9.00	14.00	7.00	20.00	36.00	69.00	6.00	29.00	<3.00	<180.0	<193.0	31.00	3.00	34.00
21/ 1	F	5.0	2539.8	590.0	171.4	70.70	63.00	0.005	9.200	<.020	18.40	4.00	10.00	27.00	9.00	29.00	54.00	77.00	6.00	27.00	<3.00	228.0	<246.0	72.00	8.00	80.00
22/ 1	F	5.0	3300.0	690.0	109.9	54.20	41.10	0.017	6.900	<.020	21.20	<3.00	5.00	25.00	15.00	46.00	99.00	156.00	11.00	56.00	3.00	<390.0	<419.0	83.00	7.00	90.00
23/ 1	F	5.0	3300.0	690.0	126.5	62.10	51.80	0.010	5.000	<.020	22.50	<3.00	7.00	31.00	11.00	33.00	65.00	103.00	8.00	35.00	3.00	<277.0	<299.0	68.00	6.00	74.00
24/ 1	M	7.0	3300.0	710.0	35.0	24.20	9.46	0.164	5.100	<.020	24.90	<3.00	<3.00	10.00	9.00	31.00	71.00	130.00	8.00	44.00	<3.00	<289.0	<306.0	37.00	<3.00	<40.00
25/ 1	F	8.0	4300.0	760.0	78.4	33.50	18.80	0.053	13.000	<.020	28.70	<3.00	3.00	8.00	11.00	34.00	90.00	154.00	14.00	78.00	3.00	<370.0	<398.0	104.00	7.00	111.00
Mean		4.0	1724.4	517.6	82.5	62.04	51.28	0.019	5.940	<<.020	18.24	<<4.16	<6.92	17.08	7.16	21.52	44.08	69.48	5.50	24.88	<<3.00	<<187.7	<<201.2	63.36	<6.08	<69.44
Minim.		3.0	819.5	380.0	33.8	24.20	9.46	0.002	2.200	<.020	14.20	<3.00	<3.00	8.00	4.00	12.00	20.00	30.00	3.00	10.00	<3.00	<96.0	<103.0	24.00	<3.00	<27.00
Maxim.		8.0	4300.0	760.0	171.4	77.50	68.90	0.164	13.000	<.030	28.70	30.00	11.00	39.00	15.00	46.00	99.00	156.00	14.00	78.00	3.00	<390.0	<419.0	483.00	20.00	503.00
St.dev		1.3	939.1	102.7	36.2	10.95	12.73	0.033	2.442	~.002	3.51	~5.39	~2.00	7.19	2.81	8.91	21.32	35.60	2.75	15.40	~0.00	~82.2	~88.4	89.69	~3.51	~92.75
Count		25	25	25	25	25	25	25	25	25	25	25	24	25	25	25	25	25	24	25	25	25	25	25	25	25

miss(2) ! Missing value.

92

Tab.width cont'd **GADU MOR, LI, J63, 53B Inner Sørfjord, 1995-1015.**

. Analytical Lab. =>					NIVA	NIVA	Σ(*)	NIVA	NIVA	NIVA
. Analysis Code. =>					340	340	!	340	340	340
____ Detection Limit =>					3.00	3.00	!	3.00	3.00	3.00
Samp/ Repl. no.	Sex F/M	Age year	Wght g	Lngt mm	HCHA ppb w.wt	HCHG ppb w.wt	HC_Σn ppb w.wt	HCB ppb w.wt	QCB ppb w.wt	OCS ppb w.wt
01/ 1	F	3.0	819.5	380.0	4.00	6.00	10.00	5.00	<3.00	<3.00
02/ 1		3.0	822.1	410.0	4.00	6.00	10.00	4.00	<3.00	<3.00
03/ 1		4.0	980.4	415.0	4.00	7.00	11.00	6.00	<3.00	<3.00
04/ 1	F	3.0	857.0	420.0	4.00	6.00	10.00	5.00	<3.00	<3.00
05/ 1	F	4.0	1000.8	430.0	4.00	7.00	11.00	5.00	<3.00	<3.00
06/ 1	M	3.0	936.2	430.0	4.00	7.00	11.00	5.00	<3.00	<3.00
07/ 1	M	3.0	990.9	440.0	5.00	9.00	14.00	7.00	<3.00	<3.00
08/ 1	F	3.0	1096.5	450.0	4.00	8.00	12.00	5.00	<3.00	<3.00
09/ 1	F	4.0	1184.5	465.0	4.00	7.00	11.00	5.00	<3.00	<3.00
10/ 1	M	3.0	1414.4	470.0	5.00	8.00	13.00	6.00	<3.00	<3.00
11/ 1	M	3.0	1255.8	480.0	5.00	9.00	14.00	5.00	<3.00	<3.00
12/ 1	M	3.0	1347.4	480.0	9.00	11.00	20.00	7.00	3.00	<3.00
13/ 1	F	3.0	1377.7	500.0	4.00	7.00	11.00	5.00	<3.00	<3.00
14/ 1	F	4.0	1372.5	500.0	5.00	8.00	13.00	6.00	<3.00	<3.00
15/ 1	M	3.0	1570.3	500.0	3.00	6.00	9.00	6.00	<3.00	<3.00
16/ 1	F	4.0	1623.9	510.0	3.00	5.00	8.00	5.00	<3.00	<3.00
17/ 1	F	4.0	1623.7	520.0	3.00	5.00	8.00	6.00	<3.00	<3.00
18/ 1	F	5.0	1883.0	560.0	4.00	6.00	10.00	8.00	<3.00	<3.00
19/ 1	M	5.0	1947.5	570.0	4.00	6.00	10.00	11.00	<3.00	<3.00
20/ 1	M	4.0	2265.5	570.0	3.00	5.00	8.00	6.00	<3.00	<3.00
21/ 1	F	5.0	2539.8	590.0	4.00	7.00	11.00	10.00	<3.00	<3.00
22/ 1	F	5.0	3300.0	690.0	3.00	5.00	8.00	5.00	<3.00	<3.00
23/ 1	F	5.0	3300.0	690.0	4.00	5.00	9.00	6.00	<3.00	<3.00
24/ 1	M	7.0	3300.0	710.0	<3.00	<3.00	<3.00	<3.00	<3.00	<3.00
25/ 1	F	8.0	4300.0	760.0	<3.00	<3.00	<3.00	<3.00	<3.00	<3.00
Mean		4.0	1724.4	517.6	<4.08	<6.48	<10.32	<5.80	<<3.00	<<3.00
Minim.		3.0	819.5	380.0	<3.00	<3.00	<3.00	<3.00	<3.00	<3.00
Maxim.		8.0	4300.0	760.0	9.00	11.00	20.00	11.00	<3.00	<3.00
St.dev		1.3	939.1	102.7	~1.22	~1.81	~3.38	~1.80	~0.00	~0.00
Count		25	25	25	25	25	25	25	25	25

Sample.No 05 : Muscle with signs of inner bleeding
Sample.No 15 : Muscle with signs of inner bleeding
Sample.No 16 : Skin with metacercariae of cf. Cryptocotyle lingua Muscle with signs of inner bleeding
Sample.No 18 : Skin with metacercariae of cf. Cryptocotyle lingua Muscle with signs of inner bleeding Liver and/or intestinal guts with larvae of Anisakis simplex
Sample.No 19 : Skin with metacercariae of cf. Cryptocotyle lingua Muscle with signs of inner bleeding
Sample.No 20 : Skin with metacercariae of cf. Cryptocotyle lingua Muscle with signs of inner bleeding
Sample.No 21 : Skin with metacercariae of cf. Cryptocotyle lingua Muscle with signs of inner bleeding Skin with ulceration, lymphocytic areas and/or lesions
Sample.No 22 : Skin with metacercariae of cf. Cryptocotyle lingua Muscle with signs of inner bleeding Skin with ulceration, lymphocytic areas and/or lesions
Sample.No 23 : Skin with metacercariae of cf. Cryptocotyle lingua
Sample.No 24 : Gills with Lernaeocera copepods Liver with signs of bleeding
Sample.No 25 : Skin with metacercariae of cf. Cryptocotyle lingua Muscle with signs of inner bleeding

93

Species : GADU MOR, Gadus morhua, GB: Cod, N: Torsk.
Sample.area: J63 Sørfjorden, Tissue : LIVER.
Locality : 53B Inner Sørfjord, Latitude: 60°07.30N, Longitude: 06°33.50E.
Catch,date : 1996-0807, Count: 15, Sample type: Individual.
Comment : Tyssedal, 5-10m, fish traps

. Analytical Lab. =>							NIVA	NIVA	NIVA	NIVA	NIVA	NIVA	NIVA	NIVA	NIVA	NIVA	NIVA	NIVA	NIVA	NIVA	Σ(*)	Σ(*)	NIVA	NIVA	NIVA
. Analysis Code. =>							312	311	312	311	340	340	340	340	340	340	340	340	340	340	!	!	340	340	340
____ Detection Limit =>							0.050	0.010	0.030	1.00	3.00	3.00	3.00	3.00	3.00	3.00	3.00	3.00	3.00	3.00	!	!	4.00	0.05	3.00
Samp/ Repl. no.	Sex F/M	Age year	Wght g	Lngt mm	Mean Weight g	Dry %	Fat %	Cd ppm w.wt	Cu ppm w.wt	Pb ppm w.wt	Zn ppm w.wt	CB28 ppb w.wt	CB52 ppb w.wt	CB101 ppb w.wt	CB105 ppb w.wt	CB118 ppb w.wt	CB138 ppb w.wt	CB153 ppb w.wt	CB156 ppb w.wt	CB180 ppb w.wt	CB209 ppb w.wt	CB_Σ7 ppb w.wt	CB_ΣΣ ppb w.wt	DDEPP ppb w.wt	DDTPP ppb w.wt	TDEPP ppb w.wt
01/ 1	F	3.5	258.3	305.0	3.0	27.30	.	0.580	11.700	0.080	40.80	.	.	.	.	.	.	.	.	.	.	.	.	.	.	.
02/ 1	M	3.0	287.1	310.0	2.7	34.80	.	0.240	6.360	0.060	41.60	.	.	.	.	.	.	.	.	.	.	.	.	.	.	.
03/ 1	M	3.0	285.8	310.0	2.7	21.40	.	0.550	23.900	0.060	47.70	.	.	.	.	.	.	.	.	.	.	.	.	.	.	.
04/ 1	F	4.0	204.4	320.0	2.6	25.80	.	2.710	9.520	0.260	52.40	.	.	.	.	.	.	.	.	.	.	.	.	.	.	.
05/ 1	F	3.0	311.2	320.0	3.6	26.90	3.82	0.360	2.640	0.080	34.30	<2.00	12.00	131.00	116.00	269.00	363.00	395.00	64.00	118.00	<2.00	<1290.0	<1470.0	218.00	.	74.00
06/ 1	M	4.5	319.3	325.0	2.9	31.30	15.60	0.420	8.130	0.110	45.00	2.00	7.00	49.00	34.00	77.00	142.00	240.00	17.00	77.00	<2.00	594.0	<647.0	378.00	.	388.00
07/ 1	M	4.0	369.4	340.0	9.1	53.30	39.60	0.090	1.840	<.030	15.90	2.00	6.00	35.00	27.00	62.00	128.00	163.00	19.00	56.00	<2.00	452.0	<500.0	502.00	.	141.00
08/ 1	M	3.0	333.3	350.0	2.6	22.20	.	0.610	10.600	0.050	49.20	.	.	.	.	.	.	.	.	.	.	.	.	.	.	.
09/ 1	M	4.0	380.3	360.0	5.2	30.00	5.42	0.340	3.090	0.090	35.60	<2.00	2.00	12.00	10.00	27.00	53.00	79.00	5.00	24.00	<2.00	<199.0	<214.0	66.00	.	53.00
10/ 1	F	3.5	410.4	360.0	5.0	30.20	16.50	0.300	2.340	0.110	27.50	4.00	17.00	102.00	59.00	136.00	227.00	298.00	30.00	81.00	<2.00	865.0	<956.0	730.00	.	269.00
11/ 1	F	4.0	470.6	360.0	12.0	50.70	41.70	0.100	7.830	<.030	23.50	5.00	15.00	86.00	34.00	79.00	181.00	221.00	23.00	67.00	<2.00	654.0	<713.0	851.00	436.00	248.00
12/ 1	M	4.0	428.7	370.0	5.5	30.80	11.00	0.370	4.260	0.070	34.40	38.00	59.00	209.00	209.00	566.00	831.00	921.00	98.00	213.00	<2.00	2837.0	<3146.0	144.00	s73.00	24.00
13/ 1	M	4.0	423.6	380.0	6.9	30.00	10.80	0.520	4.000	0.290	35.40	<2.00	3.00	38.00	106.00	252.00	295.00	374.00	53.00	136.00	<2.00	<1100.0	<1259.0	180.00	48.00	106.00
14/ 1	F	5.0	1070.5	480.0	18.8	36.00	14.40	0.400	5.170	0.040	38.60	4.00	5.00	49.00	37.00	85.00	200.00	282.00	31.00	127.00	<2.00	752.0	<822.0	612.00	218.00	244.00
15/ 1	F	6.5	1543.2	560.0	96.7	79.20	65.60	0.050	9.770	<.030	21.30	4.00	12.00	57.00	23.00	55.00	119.00	140.00	14.00	47.00	<2.00	434.0	<473.0	622.00	351.00	243.00
Mean		3.9	473.1	363.3	12.0	35.33	22.44	0.509	7.410	<.093	36.21	<<6.50	13.80	76.80	65.50	160.80	253.90	311.30	35.40	94.60	<<2.00	<<917.7	<<1020.0	430.30	263.25	179.00
Minim.		3.0	204.4	305.0	2.6	21.40	3.82	0.050	1.840	<.030	15.90	<2.00	2.00	12.00	10.00	27.00	53.00	79.00	5.00	24.00	<2.00	<199.0	<214.0	66.00	48.00	24.00
Maxim.		6.5	1543.2	560.0	96.7	79.20	65.60	2.710	23.900	0.290	52.40	38.00	59.00	209.00	209.00	566.00	831.00	921.00	98.00	213.00	<2.00	2837.0	<3146.0	851.00	436.00	388.00
St.dev		0.9	357.3	69.5	23.9	15.11	19.94	0.634	5.587	~.079	10.61	~11.13	16.67	58.24	61.46	164.37	221.74	236.23	28.36	55.10	~0.00	~747.4	~835.0	272.20	169.24	116.70
Count		15	15	15	15	15	10	15	15	15	15	10	10	10	10	10	10	10	10	10	10	10	10	10	14	10

s/q (2) ! Suspect value(s)
i (2) ! Suspect or ambiguous basis-value(s) ignored in statistics.
miss(1) ! Missing value.

94

Tab.width cont'd **GADU MOR, LI, J63, 53B Inner Sørfjord, 1996-0807.**

Samp/ Repl. no.	Sex F/M	Age year	Wght g	Lngt mm	Σ(*) DD_Σn ppb w.wt	NIVA HCHA ppb w.wt	NIVA HCHG ppb w.wt	Σ(*) HC_Σn ppb w.wt	NIVA HCB ppb w.wt	NIVA QCB ppb w.wt	NIVA OCS ppb w.wt
.	Analytical Lab. =>				Σ(*)	NIVA	NIVA	Σ(*)	NIVA	NIVA	NIVA
.	Analysis Code. =>				!	340	340	!	340	340	340
	Detection Limit =>				!	3.00	3.00	!	3.00	3.00	3.00
01/ 1	F	3.5	258.3	305.0	.	.	.	.	.	.	.
02/ 1	M	3.0	287.1	310.0	.	.	.	.	.	.	.
03/ 1	M	3.0	285.8	310.0	.	.	.	.	.	.	.
04/ 1	F	4.0	204.4	320.0	.	.	.	.	.	.	.
05/ 1	F	3.0	311.2	320.0	292.00	<2.00	miss	<2.00	<2.00	<2.00	<2.00
06/ 1	M	4.5	319.3	325.0	766.00	<2.00	3.00	<5.00	<2.00	<2.00	<2.00
07/ 1	M	4.0	369.4	340.0	643.00	3.00	10.00	13.00	10.00	11.00	<2.00
08/ 1	M	3.0	333.3	350.0	.	.	.	.	.	.	.
09/ 1	M	4.0	380.3	360.0	119.00	<2.00	<2.00	<2.00	<2.00	<2.00	<2.00
10/ 1	F	3.5	410.4	360.0	999.00	<2.00	4.00	<6.00	7.00	<2.00	<2.00
11/ 1	F	4.0	470.6	360.0	1535.00	4.00	9.00	13.00	16.00	4.00	<2.00
12/ 1	M	4.0	428.7	370.0	s241.00	<2.00	3.00	<5.00	5.00	<2.00	<2.00
13/ 1	M	4.0	423.6	380.0	334.00	<2.00	2.00	<4.00	3.00	<2.00	<2.00
14/ 1	F	5.0	1070.5	480.0	1074.00	<2.00	3.00	<5.00	4.00	<2.00	<2.00
15/ 1	F	6.5	1543.2	560.0	1216.00	8.00	25.00	33.00	24.00	4.00	<2.00
Mean		3.9	473.1	363.3	775.33	<<2.90	<6.78	<<8.80	<<7.50	<<3.30	<<2.00
Minim.		3.0	204.4	305.0	119.00	<2.00	<2.00	<2.00	<2.00	<2.00	<2.00
Maxim.		6.5	1543.2	560.0	1535.00	8.00	25.00	33.00	24.00	11.00	<2.00
St.dev		0.9	357.3	69.5	472.66	~1.91	~7.45	~9.35	~7.31	~2.83	~0.00
Count		15	15	15	i9	10	9	10	10	10	10

Sample.No 10 : Skin with ulceration, lymphocytic areas and/or lesions
Sample.No 11 : Bacterial fin rot Skin with ulceration, lymphocytic areas and/or lesions

Species : GADU MOR, Gadus morhua, GB: Cod, N: Torsk.
Sample.area: J63 Sørfjorden, Tissue : LIVER.
Locality : 53B Inner Sørfjord, Latitude: 60°08.00N, Longitude: 06°32.50E.
Catch,date : 1996-0814, Count: 15, Sample type: Individual.
Comment : Edna, 5-10m, fish traps

. Analytical Lab. =>																									
. Analysis Code. =>								NIVA 312	NIVA 311	NIVA 312	NIVA 311	NIVA 340	NIVA 340	NIVA 340	NIVA 340	NIVA 340	NIVA 340	NIVA 340	NIVA 340	NIVA 340	Σ(*) !	Σ(*) !	NIVA 340	NIVA 340	NIVA 340
____ Detection Limit =>						Mean	___	___	0.050	0.010	0.030	1.00	3.00	3.00	3.00	3.00	3.00	3.00	3.00	3.00	3.00	!	!	4.00	0.05	3.00
Samp/ Repl. no.	Sex F/M	Age year	Wght g	Lngt mm		Weight g	Dry %	Fat %	Cd ppm w.wt	Cu ppm w.wt	Pb ppm w.wt	Zn ppm w.wt	CB28 ppb w.wt	CB52 ppb w.wt	CB101 ppb w.wt	CB105 ppb w.wt	CB118 ppb w.wt	CB138 ppb w.wt	CB153 ppb w.wt	CB156 ppb w.wt	CB180 ppb w.wt	CB209 ppb w.wt	CB_Σ7 ppb w.wt	CB_ΣΣ ppb w.wt	DDEPP ppb w.wt	DDTPP ppb w.wt	TDEPP ppb w.wt
01/ 1	M	3.5	345.9	350.0		5.0	38.80	24.50	0.240	2.240	0.090	28.40	3.00	7.00	45.00	53.00	118.00	223.00	268.00	27.00	89.00	16.00	753.0	849.0	481.00	.	215.00
02/ 1	F	4.0	434.5	350.0		6.5	48.20	30.20	0.280	5.460	0.210	30.10	2.00	9.00	49.00	28.00	65.00	151.00	218.00	19.00	60.00	<2.00	554.0	<603.0	381.00	.	167.00
03/ 1	M	4.0	401.8	360.0		3.7	25.00	.	0.440	10.000	0.140	49.40	.	.	.	.	.	.	.	.	.	.	.	.	.	.	.
04/ 1	M	4.0	425.9	365.0		4.7	31.10	7.39	0.740	9.500	0.080	49.60	<2.00	3.00	13.00	19.00	43.00	92.00	130.00	10.00	41.00	<2.00	<324.0	<353.0	108.00	.	38.00
05/ 1	M	4.0	471.1	375.0		15.6	49.60	33.10	0.140	3.030	<.030	17.60	3.00	9.00	41.00	32.00	64.00	122.00	135.00	24.00	55.00	<2.00	429.0	<487.0	293.00	.	120.00
06/ 1	M	3.0	504.1	380.0		8.3	48.10	31.10	0.170	10.100	0.170	34.30	3.00	19.00	123.00	62.00	135.00	300.00	367.00	43.00	120.00	2.00	1067.0	1174.0	1000.00	.	307.00
07/ 1	F	3.0	452.7	385.0		4.5	28.30	6.18	0.610	18.700	0.240	50.50	7.00	154.00	1740.00	983.00	2400.00	2860.00	2630.00	384.00	516.00	2.00	10307.0	11676.0	244.00	.	46.00
08/ 1	M	4.5	594.3	400.0		13.9	49.50	42.20	0.460	4.920	0.070	29.10	150.00	1020.00	4670.00	2170.00	4610.00	4900.00	4500.00	737.00	1120.00	<2.00	20970.0	<23879.0	512.00	.	124.00
09/ 1	F	4.0	616.5	405.0		6.5	38.30	18.60	0.170	7.370	0.110	34.20	3.00	11.00	84.00	53.00	119.00	216.00	296.00	38.00	113.00	<2.00	842.0	<935.0	788.00	.	306.00
10/ 1	M	4.0	803.4	445.0		31.3	52.30	38.70	0.190	2.130	0.130	20.40	<2.00	7.00	36.00	23.00	55.00	104.00	149.00	13.00	36.00	<2.00	<389.0	<425.0	346.00	.	104.00
11/ 1	M	4.0	916.8	450.0		16.0	40.80	23.10	0.500	8.540	0.410	37.20	27.00	717.00	2910.00	1230.00	3970.00	4150.00	3540.00	466.00	511.00	<2.00	15825.0	<17523.0	313.00	s157.00	77.00
12/ 1	F	4.0	983.8	480.0		26.6	52.70	41.40	0.250	9.390	0.250	30.80	2.00	31.00	133.00	84.00	177.00	351.00	430.00	48.00	150.00	<2.00	1274.0	<1408.0	431.00	169.00	186.00
13/ 1	M	5.0	994.5	480.0		17.3	39.10	17.90	0.810	26.500	0.370	50.30	35.00	247.00	1170.00	539.00	1530.00	2340.00	2440.00	288.00	470.00	<2.00	8232.0	<9061.0	424.00	s159.00	115.00
14/ 1	F	4.0	1185.3	500.0		40.0	56.50	39.50	0.140	4.000	0.270	19.10	4.00	200.00	884.00	535.00	1340.00	1330.00	1220.00	183.00	277.00	<2.00	5255.0	<5975.0	319.00	191.00	72.00
15/ 1	F	6.5	1221.9	530.0		23.1	25.30	6.84	0.730	11.800	0.180	33.40	5.00	18.00	99.00	79.00	196.00	428.00	625.00	56.00	237.00	<2.00	1608.0	<1745.0	136.00	s39.00	38.00
Mean		4.1	690.2	417.0		14.9	41.57	25.77	0.391	8.912	<.183	34.29	<17.71	175.14	856.93	420.71	1058.71	1254.79	1210.57	166.86	271.07	<<3.00	<4844.9	<<5435.2	412.57	180.00	136.79
Minim.		3.0	345.9	350.0		3.7	25.00	6.18	0.140	2.130	<.030	17.60	<2.00	3.00	13.00	19.00	43.00	92.00	130.00	10.00	36.00	<2.00	<324.0	<353.0	108.00	169.00	38.00
Maxim.		6.5	1221.9	530.0		40.0	56.50	42.20	0.810	26.500	0.410	50.50	150.00	1020.00	4670.00	2170.00	4610.00	4900.00	4500.00	737.00	1120.00	16.00	20970.0	<23879.0	1000.00	191.00	307.00
St.dev		0.8	300.2	59.2		11.1	10.44	12.93	0.239	6.526	~.110	11.29	~39.42	310.31	1393.16	639.25	1552.83	1644.65	1457.03	222.76	300.52	~3.74	~6624.7	~7476.7	238.12	15.56	89.69
Count		15	15	15		15	15	14	15	15	15	15	14	14	14	14	14	14	14	14	14	14	14	14	14	12	14

s/q(6) ! Suspect value(s)
i (2) ! Suspect or ambiguous basis-value(s) ignored in statistics.

96

Tab.width cont'd GADU MOR, LI, J63, 53B Inner Sørfjord, 1996-0814.

. Analytical Lab. ⇒					Σ(*)	NIVA	NIVA	Σ(*)	NIVA	NIVA	NIVA
. Analysis Code. ⇒					!	340	340	!	340	340	340
____ Detection Limit ⇒					!	3.00	3.00	!	3.00	3.00	3.00
Samp/ Repl. no.	Sex F/M	Age year	Wght g	Lngt mm	DD Σn ppb w.wt	HCHA ppb w.wt	HCHG ppb w.wt	HC Σn ppb w.wt	HCB ppb w.wt	QCB ppb w.wt	OCS ppb w.wt
01/ 1	M	3.5	345.9	350.0	696.00	2.00	7.00	9.00	4.00	<2.00	<2.00
02/ 1	F	4.0	434.5	350.0	548.00	2.00	9.00	11.00	3.00	<2.00	<2.00
03/ 1	M	4.0	401.8	360.0	.	.	.	.	.	.	.
04/ 1	M	4.0	425.9	365.0	146.00	<2.00	2.00	<4.00	<2.00	<2.00	<2.00
05/ 1	M	4.0	471.1	375.0	413.00	2.00	9.00	11.00	6.00	5.00	<2.00
06/ 1	M	3.0	504.1	380.0	1307.00	2.00	9.00	11.00	12.00	3.00	<2.00
07/ 1	F	3.0	452.7	385.0	290.00	<2.00	<2.00	<2.00	<2.00	<2.00	<2.00
08/ 1	M	4.5	594.3	400.0	636.00	6.00	10.00	16.00	9.00	4.00	<2.00
09/ 1	F	4.0	616.5	405.0	1094.00	2.00	7.00	9.00	7.00	<2.00	<2.00
10/ 1	M	4.0	803.4	445.0	450.00	3.00	14.00	17.00	7.00	7.00	<2.00
11/ 1	M	4.0	916.8	450.0	≤547.00	2.00	5.00	7.00	4.00	3.00	<2.00
12/ 1	F	4.0	983.8	480.0	786.00	4.00	15.00	19.00	9.00	7.00	<2.00
13/ 1	M	5.0	994.5	480.0	≤698.00	<2.00	4.00	<6.00	4.00	3.00	<2.00
14/ 1	F	4.0	1185.3	500.0	582.00	3.00	7.00	10.00	6.00	9.00	<2.00
15/ 1	F	6.5	1221.9	530.0	≤213.00	<2.00	2.00	<4.00	<2.00	<2.00	<2.00
Mean		4.1	690.2	417.0	631.64	<<2.57	<7.29	<<9.71	<5.50	<<3.79	<<2.00
Minim.		3.0	345.9	350.0	146.00	<2.00	<2.00	<2.00	<2.00	<2.00	<2.00
Maxim.		6.5	1221.9	530.0	1307.00	6.00	15.00	19.00	12.00	9.00	<2.00
St.dev		0.8	300.2	59.2	337.74	~1.16	~4.12	~5.04	~3.06	~2.33	~0.00
Count		15	15	15	i11	14	14	14	14	14	14

Sample.No 01 : Skin with ulceration, lymphocytic areas and/or lesions
Sample.No 11 : Skin with ulceration, lymphocytic areas and/or lesions
Sample.No 14 : Skin with ulceration, lymphocytic areas and/or lesions

Species : GADU MOR, Gadus morhua, GB: Cod, N: Torsk.
Sample.area: J63 Sørfjorden, Tissue : LIVER.
Locality : 53B Inner Sørfjord, Latitude: 60°07.30N, Longitude: 06°33.50E.
Catch,date : 1996-1201, Count: 10, Sample type: Individual.
Comment : Tyssedal, 5-10m, fish traps

. Analytical Lab. ⇒								NIVA	NIVA	NIVA	NIVA	NIVA	NIVA	NIVA	NIVA	NIVA	NIVA	NIVA	NIVA	Σ(*)	Σ(*)	NIVA	NIVA	NIVA
. Analysis Code. ⇒								312	311	312	311	340	340	340	340	340	340	340	340	!	!	340	340	340
____ Detection Limit ⇒								0.050	0.010	0.030	1.00	3.00	3.00	3.00	3.00	3.00	3.00	3.00	3.00	!	!	4.00	0.05	3.00
Samp/ Repl. no.	Sex F/M	Age year	Wght g	Lngt mm	Mean Weight g	Dry %	Fat %	Cd ppm w.wt	Cu ppm w.wt	Pb ppm w.wt	Zn ppm w.wt	CB28 ppb w.wt	CB52 ppb w.wt	CB101 ppb w.wt	CB105 ppb w.wt	CB118 ppb w.wt	CB138 ppb w.wt	CB153 ppb w.wt	CB156 ppb w.wt	CB180 ppb w.wt	CB209 ppb w.wt	CB Σ7 ppb w.wt	CB ΣΣ ppb w.wt	DDEPP ppb w.wt	DDTPP ppb w.wt	TDEPP ppb w.wt
01/ 1	F	5.0	1415.0	510.0	82.2	72.00	64.80	0.041	5.290	<.040	15.40	5.00	19.00	84.00	30.00	74.00	146.00	202.00	23.00	66.00	<2.00	596.0	<651.0	1110.00	547.00	231.00
02/ 1	M	7.0	1534.0	530.0	54.3	73.30	66.50	0.110	6.250	0.040	27.50	4.00	14.00	60.00	25.00	56.00	125.00	173.00	18.00	46.00	<2.00	478.0	<523.0	797.00	395.00	164.00
03/ 1	M	7.0	1545.0	535.0	67.2	63.90	57.20	0.043	1.280	<.040	19.70	3.00	12.00	35.00	13.00	34.00	74.00	107.00	7.00	29.00	<2.00	294.0	<316.0	589.00	308.00	91.00
04/ 1	M	5.0	1906.0	550.0	74.9	73.50	67.70	0.083	9.160	<.040	22.90	3.00	15.00	63.00	23.00	56.00	110.00	257.00	21.00	118.00	<2.00	622.0	<668.0	612.00	266.00	120.00
05/ 1	M	6.0	2012.0	570.0	74.0	76.30	71.00	0.036	13.900	<.040	21.90	4.00	10.00	50.00	10.00	24.00	miss	55.00	4.00	11.00	<2.00	154.0	<170.0	2170.00	758.00	288.00
06/ 1	M	5.0	1670.0	575.0	41.8	53.30	43.30	0.064	4.490	0.390	22.20	4.00	9.00	46.00	30.00	70.00	161.00	218.00	30.00	99.00	4.00	607.0	671.0	649.00	277.00	160.00
07/ 1	M	6.0	1910.0	580.0	62.3	69.00	61.20	0.170	3.400	<.040	18.70	4.00	13.00	54.00	16.00	41.00	104.00	158.00	11.00	36.00	<2.00	410.0	<439.0	777.00	259.00	162.00
08/ 1	F	6.0	2235.0	600.0	161.0	73.10	65.90	0.042	2.730	<.040	19.60	<2.00	11.00	43.00	15.00	36.00	102.00	178.00	15.00	45.00	<2.00	<417.0	<447.0	333.00	144.00	86.00
09/ 1	M	6.0	2402.0	660.0	29.2	34.70	19.00	0.190	18.100	0.110	52.70	4.00	27.00	207.00	109.00	274.00	424.00	619.00	85.00	308.00	5.00	1863.0	2062.0	1930.00	805.00	249.00
10/ 1	M	8.0	3088.0	660.0	138.6	76.00	68.00	0.039	4.710	<.040	16.00	4.00	27.00	163.00	51.00	132.00	275.00	368.00	36.00	95.00	2.00	1064.0	1153.0	1640.00	704.00	283.00
Mean		6.1	1971.7	577.0	78.6	66.51	58.46	0.082	6.929	<<.082	23.66	<3.70	15.70	80.50	32.20	79.70	169.00	233.50	25.00	85.30	<<2.50	<650.5	<<710.0	1060.70	446.30	183.40
Minim.		5.0	1415.0	510.0	29.2	34.70	19.00	0.036	1.280	<.040	15.40	<2.00	9.00	35.00	10.00	24.00	74.00	55.00	4.00	11.00	<2.00	154.0	<170.0	333.00	144.00	86.00
Maxim.		8.0	3088.0	660.0	161.0	76.30	71.00	0.190	18.100	0.390	52.70	5.00	27.00	207.00	109.00	274.00	424.00	619.00	85.00	308.00	5.00	1863.0	2062.0	2170.00	805.00	288.00
St.dev		1.0	503.9	51.2	41.1	13.14	15.95	0.057	5.317	~.110	10.79	~0.82	6.58	57.59	29.47	74.79	111.81	159.44	23.28	85.38	~1.08	~490.2	~543.2	632.20	238.46	75.17
Count		10	10	10	10	10	10	10	10	10	10	10	10	10	10	10	9	10	10	10	10	10	10	10	10	10

miss(1) ! Missing value.

97

Tab.width cont'd **GADU MOR, LI, J63, 53B Inner Sørfjord, 1996-1201.**

. Analytical Lab. =>				Σ(*)	NIVA	NIVA	Σ(*)	NIVA	NIVA	NIVA
. Analysis Code. =>				!	340	340	!	340	340	340
Detection Limit =>				!	3.00	3.00	!	3.00	3.00	3.00
Samp/ Repl. no.	Sex F/M	Age year	Wght g	Lngt mm	DD_Σn ppb w.wt	HCHA ppb w.wt	HCHG ppb w.wt	HC_Σn ppb w.wt	HCB ppb w.wt	QCB ppb w.wt	OCS ppb w.wt
01/ 1	F	5.0	1415.0	510.0	1888.00	6.00	8.00	14.00	24.00	42.00	<2.00
02/ 1	M	7.0	1534.0	530.0	1356.00	6.00	10.00	16.00	12.00	14.00	<2.00
03/ 1	M	7.0	1545.0	535.0	988.00	5.00	7.00	12.00	9.00	2.00	<2.00
04/ 1	M	5.0	1906.0	550.0	998.00	7.00	10.00	17.00	11.00	6.00	<2.00
05/ 1	M	6.0	2012.0	570.0	3216.00	7.00	9.00	16.00	10.00	6.00	<2.00
06/ 1	M	5.0	1670.0	575.0	1086.00	3.00	4.00	7.00	16.00	18.00	<2.00
07/ 1	M	6.0	1910.0	580.0	1198.00	5.00	7.00	12.00	14.00	6.00	<2.00
08/ 1	F	6.0	2235.0	600.0	563.00	6.00	10.00	16.00	7.00	9.00	<2.00
09/ 1	M	6.0	2402.0	660.0	2984.00	<2.00	2.00	<4.00	14.00	8.00	3.00
10/ 1	M	8.0	3088.0	660.0	2627.00	6.00	9.00	15.00	27.00	39.00	2.00
Mean		6.1	1971.7	577.0	1690.40	<5.30	7.60	<12.90	14.40	15.00	<<2.10
Minim.		5.0	1415.0	510.0	563.00	<2.00	2.00	<4.00	7.00	2.00	<2.00
Maxim.		8.0	3088.0	660.0	3216.00	7.00	10.00	17.00	27.00	42.00	3.00
St.dev		1.0	503.9	51.2	935.74	~1.64	2.72	~4.31	6.45	14.19	~0.32
Count		10	10	10	10	10	10	10	10	10	10

Sample.No 01 : Muscle with signs of inner bleeding
Sample.No 02 : Muscle with signs of inner bleeding
Sample.No 05 : Liver and/or intestinal guts with larvae of Anisakis simplex
Sample.No 06 : Bacterial fin rot
Sample.No 07 : Bacterial fin rot
Sample.No 08 : Muscle with signs of inner bleeding
Sample.No 09 : Muscle with signs of inner bleeding
Sample.No 10 : Muscle with signs of inner bleeding

Species : **GADU MOR**, Gadus morhua, GB: Cod, N: Torsk.
Sample.area: **J63 Sørfjorden**, Tissue : **LIVER.**
Locality : **53B Inner Sørfjord**, Latitude: 60°08.00N, Longitude: 06°32.50E.
Catch,date : **1996-1202**, Count: 10, Sample type: **Individual.**
Comment : Edna, 5-10m, fish traps

. Analytical Lab. =>								NIVA	NIVA	NIVA	NIVA
. Analysis Code. =>								312	311	312	311
Detection Limit =>					Mean			0.050	0.010	0.030	1.00
Samp/ Repl. no.	Sex F/M	Age year	Wght g	Lngt mm	Weight g	Dry %	Fat %	**Cd** ppm w.wt	**Cu** ppm w.wt	**Pb** ppm w.wt	**Zn** ppm w.wt
01/ 1	F	5.0	1253.0	500.0	52.6	55.20	.	0.065	6.150	0.030	27.00
02/ 1	F	6.0	1674.0	550.0	69.5	65.60	.	0.099	6.310	<.030	22.50
03/ 1	M	5.0	1950.0	570.0	103.3	78.10	.	0.018	5.590	0.060	17.00
04/ 1	M	6.5	2123.0	570.0	113.7	84.00	.	0.015	4.450	<.040	12.30
05/ 1	M	5.0	2138.0	615.0	58.2	62.60	.	0.016	15.900	<.030	28.30
06/ 1	M	5.0	2119.0	620.0	21.4	30.00	.	0.330	15.600	0.490	41.90
07/ 1	M	6.5	2631.0	640.0	134.6	72.40	.	0.010	7.450	<.040	17.40
08/ 1	F	8.0	2480.0	660.0	137.3	70.20	.	0.027	2.830	0.180	22.30
09/ 1	F	7.0	2962.0	700.0	71.7	52.70	.	0.055	11.000	0.220	39.40
10/ 1	F	9.0	5003.0	810.0	126.8	49.80	.	0.097	9.030	<.030	35.10
Mean		6.3	2433.3	623.5	88.9	62.06	.	0.073	8.431	<<.115	26.32
Minim.		5.0	1253.0	500.0	21.4	30.00	.	0.010	2.830	<.030	12.30
Maxim.		9.0	5003.0	810.0	137.3	84.00	.	0.330	15.900	0.490	41.90
St.dev		1.4	1022.5	87.4	39.7	15.77	.	0.096	4.473	~.149	9.94
Count		10	10	10	10	10	.	10	10	10	10

Sample.No 01 : Muscle with signs of inner bleeding
Sample.No 02 : Muscle with signs of inner bleeding
Sample.No 03 : Muscle with signs of inner bleeding
Sample.No 04 : Muscle with signs of inner bleeding
Sample.No 05 : Muscle with signs of inner bleeding Liver and/or intestinal guts with larvae of Anisakis simplex
Sample.No 06 : Skin with metacercariae of cf. Cryptocotyle lingua Muscle with signs of inner bleeding Liver with necrotic areas and/or discolouration
Sample.No 07 : Muscle with signs of inner bleeding Liver and/or intestinal guts with larvae of Anisakis simplex
Sample.No 08 : Muscle with signs of inner bleeding Liver and/or intestinal guts with larvae of Anisakis simplex
Sample.No 09 : Muscle with signs of inner bleeding
Sample.No 10 : Skin with metacercariae of cf. Cryptocotyle lingua Muscle with signs of inner bleeding Liver and/or intestinal guts with larvae of Anisakis simplex

Species : GADU MOR, Gadus morhua, GB: Cod, N: Torsk.
Sample.area: J63 Sørfjorden, Tissue : LIVER.
Locality : 53B Inner Sørfjord, Latitude: 60°07.30N, Longitude: 06°33.50E.
Catch,date : 1997-0930, Count: 15, Sample type: Individual.
Comment : Tyssedal, 5-10m, fish traps

. Analytical Lab. ⇒																									
. Analysis Code. ⇒								NIVA 312	NIVA 311	NIVA 312	NIVA 311	NIVA 340	NIVA 340	NIVA 340	NIVA 340	NIVA 340	NIVA 340	NIVA 340	NIVA 340	NIVA 340	Σ(*)	Σ(*)	NIVA 340	NIVA 340	NIVA 340
Detection Limit ⇒								0.050	5.000	0.040	1.00	3.00	3.00	3.00	3.00	3.00	3.00	3.00	3.00	3.00	!	!	4.00	2.00	3.00
Samp/ Repl. no.	Sex F/M	Age year	Wght g	Lngt mm	Mean Weight g	Dry %	Fat %	Cd ppm w.wt	Cu ppm w.wt	Pb ppm w.wt	Zn ppm w.wt	CB28 ppb w.wt	CB52 ppb w.wt	CB101 ppb w.wt	CB105 ppb w.wt	CB118 ppb w.wt	CB138 ppb w.wt	CB153 ppb w.wt	CB156 ppb w.wt	CB180 ppb w.wt	CB209 ppb w.wt	CB_Σ7 ppb w.wt	CB_ΣΣ ppb w.wt	DDEPP ppb w.wt	DDTPP ppb w.wt	TDEPP ppb w.wt
01/ 1	M	4.0	391.1	360.0	2.8	49.40	.	0.243	6.820	0.310	35.40	miss	miss	miss	miss	miss	miss	miss	miss	miss	miss	.	.	miss	.	miss
02/ 1	F	5.0	417.8	360.0	1.3	26.00	.	0.743	5.550	0.070	47.50	miss	miss	miss	miss	miss	miss	miss	miss	miss	miss	.	.	miss	.	miss
03/ 1	M	5.0	516.9	370.0	19.6	71.70	56.97	0.115	4.590	0.090	19.80	4.00	11.00	71.00	48.00	122.00	253.00	341.00	34.00	118.00	<2.00	920.0	<1004.0	1480.00	.	243.00
04/ 1	F	5.0	361.0	370.0	1.1	.	.	0.607	26.300	<.070	72.20	.	.	.	.	.	.	.	.	.	.	.	.	.	.	.
05/ 1	F	4.0	429.4	370.0	2.8	22.40	.	0.489	18.000	0.040	52.80	miss	miss	miss	miss	miss	miss	miss	miss	miss	miss	.	.	miss	.	miss
06/ 1	M	5.0	313.3	370.0	11.5	58.10	51.49	0.091	8.480	0.070	21.50	5.00	10.00	58.00	29.00	61.00	112.00	128.00	24.00	95.00	<2.00	469.0	<524.0	629.00	.	143.00
07/ 1	M	4.0	465.1	410.0	1.9	23.10	.	1.580	42.800	0.090	78.00	miss	miss	miss	miss	miss	miss	miss	miss	miss	miss	.	.	miss	.	miss
08/ 1	M	5.0	655.4	420.0	5.7	31.50	25.76	0.678	8.470	0.210	43.90	4.00	25.00	129.00	63.00	150.00	482.00	676.00	64.00	283.00	<2.00	1749.0	<1878.0	937.00	.	153.00
09/ 1	M	5.0	472.2	420.0	6.8	30.20	22.62	0.183	1.880	<.030	35.50	2.00	9.00	69.00	47.00	132.00	365.00	535.00	55.00	264.00	<2.00	1376.0	<1480.0	1771.00	.	209.00
10/ 1	M	5.0	777.4	420.0	19.2	56.20	51.23	0.060	7.850	<.030	25.20	5.00	31.00	202.00	104.00	247.00	405.00	443.00	46.00	132.00	<2.00	1465.0	<1617.0	997.00	.	151.00
11/ 1	M	4.0	776.1	425.0	24.2	69.40	57.07	0.089	1.930	<.030	12.40	6.00	29.00	135.00	60.00	152.00	371.00	428.00	46.00	158.00	<2.00	1279.0	<1387.0	1781.00	488.00	264.00
12/ 1	F	5.0	567.9	440.0	2.2	24.70	.	1.020	28.000	0.110	70.50	miss	miss	miss	miss	miss	miss	miss	miss	miss	miss	.	.	miss	miss	miss
13/ 1	F	6.0	674.0	465.0	2.6	22.50	.	1.830	14.300	0.260	90.60	miss	miss	miss	miss	miss	miss	miss	miss	miss	miss	.	.	miss	miss	miss
14/ 1	F	5.0	962.6	480.0	7.2	37.70	20.94	0.591	18.900	0.070	50.60	6.00	34.00	169.00	89.00	229.00	570.00	718.00	75.00	302.00	<2.00	2028.0	<2194.0	921.00	165.00	312.00
15/ 1	M	6.0	1648.6	530.0	85.9	74.00	.	0.042	2.610	0.050	18.60	miss	miss	miss	miss	miss	miss	miss	miss	miss	miss	.	.	miss	miss	miss
Mean		4.9	628.6	414.0	13.0	42.64	40.87	0.557	13.099	<<.102	44.97	4.57	21.29	119.00	62.86	156.14	365.43	467.00	49.14	193.14	<<2.00	1326.6	<<1440.6	1216.57	326.50	210.71
Minin.		4.0	313.3	360.0	1.1	22.40	20.94	0.042	1.880	<.030	12.40	2.00	9.00	58.00	29.00	61.00	112.00	128.00	24.00	95.00	<2.00	469.0	<524.0	629.00	165.00	143.00
Maxin.		6.0	1648.6	530.0	85.9	74.00	57.07	1.830	42.800	0.310	90.60	6.00	34.00	202.00	104.00	247.00	570.00	718.00	75.00	302.00	<2.00	2028.0	<2194.0	1781.00	488.00	312.00
St.dev		0.6	335.7	49.9	21.5	19.83	16.83	0.556	11.764	~.087	24.17	1.40	10.90	55.18	25.83	63.80	149.39	201.74	17.34	86.79	~0.00	515.6	~551.6	457.23	228.40	65.35
Count		15	15	15	15	14	7	15	15	15	15	7	7	7	7	7	7	7	7	7	7	7	7	7	2	7

miss(122) ! Missing value.

100

Tab.width cont'd GADU MOR, LI, J63, 53B Inner Sørfjord, 1997-0930.

Samp/ Repl. no.	Sex F/M	Age year	Wght g	Lngt mm	DD_Σn ppb w.wt	HCHA ppb w.wt	HCHG ppb w.wt	HC_Σn ppb w.wt	HCB ppb w.wt	QCB ppb w.wt	OCS ppb w.wt
.		Analytical Lab. =>			Σ(*)	NIVA	NIVA	Σ(*)	NIVA	NIVA	NIVA
.		Analysis Code. =>			!	340	340	!	340	340	340
		Detection Limit =>			!	0.50	2.00	!	2.00	2.00	2.00
01/ 1	M	4.0	391.1	360.0	.	miss	miss	.	miss	miss	miss
02/ 1	F	5.0	417.8	360.0	.	miss	miss	.	miss	miss	miss
03/ 1	M	5.0	516.9	370.0	1723.00	7.00	12.00	19.00	14.00	4.00	<2.00
04/ 1	F	5.0	361.0	370.0	.	.	.	.	.	.	.
05/ 1	F	4.0	429.4	370.0	.	miss	miss	.	miss	miss	miss
06/ 1	M	5.0	313.3	370.0	772.00	6.00	9.00	15.00	14.00	21.00	<2.00
07/ 1	M	4.0	465.1	410.0	.	miss	miss	.	miss	miss	miss
08/ 1	M	5.0	655.4	420.0	1090.00	2.00	4.00	6.00	11.00	<2.00	<2.00
09/ 1	M	5.0	472.2	420.0	1980.00	2.00	4.00	6.00	6.00	3.00	<2.00
10/ 1	M	5.0	777.4	420.0	1148.00	4.00	8.00	12.00	10.00	9.00	<2.00
11/ 1	M	4.0	776.1	425.0	2533.00	6.00	9.00	15.00	21.00	6.00	<2.00
12/ 1	F	5.0	567.9	440.0	.	miss	miss	.	miss	miss	miss
13/ 1	F	6.0	674.0	465.0	.	miss	miss	.	miss	miss	miss
14/ 1	F	5.0	962.6	480.0	1398.00	2.00	3.00	5.00	9.00	<2.00	<2.00
15/ 1	M	6.0	1648.6	530.0	.	miss	miss	.	miss	miss	miss
Mean		4.9	628.6	414.0	1520.57	4.14	7.00	11.14	12.14	<<6.71	<<2.00
Minim.		4.0	313.3	360.0	772.00	2.00	3.00	5.00	6.00	<2.00	<2.00
Maxim.		6.0	1648.6	530.0	2533.00	7.00	12.00	19.00	21.00	21.00	<2.00
St.dev		0.6	335.7	49.9	602.31	2.19	3.37	5.52	4.81	~6.78	~0.00
Count		15	15	15	7	7	7	7	7	7	7

Sample.No 01 :
LIVER : ca.tissue wt.
Sample.No 02 :
LIVER : ca.tissue wt.
Sample.No 03 :
LIVER : ca.tissue wt.
Sample.No 04 : Skin with metacercariae of cf. Cryptocotyle lingua
LIVER : ca. tissue wt.
Sample.No 05 :
LIVER : ca. tissue wt.
Sample.No 06 :
LIVER : ca. tissue wt.
Sample.No 07 :
LIVER : ca. tissue wt.
Sample.No 08 : Skin with ulceration, lymphocytic areas and/or lesions
LIVER : ca. tissue wt.
Sample.No 09 : Skin with ulceration, lymphocytic areas and/or lesions
LIVER : ca. tissue wt.
Sample.No 10 :
LIVER : ca. tissue wt.
Sample.No 11 :
LIVER : ca. tissue wt.
Sample.No 12 :
LIVER : ca. tissue wt.
Sample.No 13 :
LIVER : ca. tissue wt.
Sample.No 14 :
LIVER : ca. tissue wt.
Sample.No 15 : Liver and/or intestinal guts with larvae of Anisakis simplex
LIVER : ca. tissue wt.

Species : GADU MOR, Gadus morhua, GB: Cod, N: Torsk.
Sample.area: J63 Sørfjorden, Tissue : LIVER.
Locality : 53B Inner Sørfjord, Latitude: 60°08.00N, Longitude: 06°32.50E.
Catch,date : 1997-1004, Count: 15, Sample type: Individual.
Comment : Echo, 5-10m, fish traps

. Analytical Lab. =>																								
. Analysis Code. =>							NIVA 312	NIVA 311	NIVA 312	NIVA 311	NIVA 340	NIVA 340	NIVA 340	NIVA 340	NIVA 340	NIVA 340	NIVA 340	NIVA 340	NIVA 340	Σ(*)	Σ(*)	NIVA 340	NIVA 340	NIVA 340
____ Detection Limit =>							0.050	5.000	0.040	1.00	3.00	3.00	3.00	3.00	3.00	3.00	3.00	3.00	3.00	!	!	4.00	2.00	3.00
Samp/ Repl. no.	Sex F/M	Age year	Wght g	Lngt mm	Mean Weight g	Dry %	Fat %	Cd ppm w.wt	Cu ppm w.wt	Pb ppm w.wt	Zn ppm w.wt	CB28 ppb w.wt	CB52 ppb w.wt	CB101 ppb w.wt	CB105 ppb w.wt	CB118 ppb w.wt	CB138 ppb w.wt	CB153 ppb w.wt	CB156 ppb w.wt	CB180 ppb w.wt	CB209 ppb w.wt	CB_Σ7 ppb w.wt	CB_ΣΣ ppb w.wt	DDEPP ppb w.wt	DDTPP ppb w.wt	TDEPP ppb w.wt
01/ 1	M	3.0	388.5	220.0	11.6	54.40	37.50	0.029	4.210	0.040	20.90	2.00	5.00	21.00	11.00	30.00	52.00	78.00	7.00	21.00	<2.00	209.0	<229.0	611.00	.	131.00
02/ 1	M	4.0	274.6	300.0	2.4	36.20	.	0.195	12.700	0.090	41.70	miss	miss	miss	miss	miss	miss	miss	miss	miss	miss	.	.	miss	.	miss
03/ 1	F	4.0	444.2	335.0	19.2	64.80	54.20	0.093	5.940	<.030	16.10	3.00	3.00	25.00	16.00	32.00	64.00	88.00	11.00	36.00	<2.00	251.0	<280.0	671.00	.	106.00
04/ 1		5.0	385.7	370.0	3.4	25.30	8.50	0.135	3.880	<.040	31.10	<2.00	<2.00	14.00	10.00	26.00	61.00	89.00	10.00	39.00	<2.00	<231.0	<251.0	446.00	.	170.00
05/ 1	F	6.0	497.3	375.0	11.4	51.10	42.90	0.029	2.070	0.030	17.10	4.00	6.00	37.00	20.00	48.00	76.00	108.00	11.00	34.00	<2.00	313.0	<346.0	1315.00	.	317.00
06/ 1	M	5.0	621.0	395.0	32.3	70.50	61.50	0.021	7.800	0.040	18.20	3.00	4.00	26.00	10.00	26.00	46.00	54.00	6.00	16.00	<2.00	175.0	<193.0	727.00	.	132.00
07/ 1	F	6.0	670.5	400.0	20.1	56.70	43.20	0.057	9.500	0.030	23.60	3.00	3.00	32.00	16.00	41.00	79.00	104.00	10.00	29.00	<2.00	291.0	<319.0	960.00	.	208.00
08/ 1	M	4.0	841.2	430.0	19.8	50.10	37.40	0.110	8.900	0.060	23.10	<2.00	<2.00	27.00	22.00	60.00	169.00	265.00	26.00	85.00	<2.00	<608.0	<656.0	338.00	.	107.00
09/ 1	M	6.0	934.5	445.0	46.0	76.60	65.20	0.675	11.800	0.060	44.60	<2.00	5.00	44.00	28.00	65.00	90.00	105.00	13.00	33.00	<2.00	<344.0	<385.0	660.00	.	142.00
10/ 1	F	6.0	918.7	450.0	17.4	50.20	37.80	0.100	17.600	0.370	28.60	3.00	13.00	124.00	272.00	643.00	900.00	1122.00	154.00	358.00	<2.00	3163.0	<3591.0	1162.00	.	347.00
11/ 1	M	6.0	1357.3	540.0	45.2	69.60	61.80	0.240	7.300	0.050	23.70	4.00	7.00	62.00	32.00	70.00	149.00	181.00	21.00	61.00	<2.00	534.0	<589.0	1478.00	581.00	356.00
12/ 1	M	6.0	1052.8	540.0	14.8	40.30	24.10	0.046	5.500	0.410	20.40	3.00	14.00	147.00	135.00	335.00	598.00	805.00	87.00	291.00	<2.00	2193.0	<2417.0	959.00	114.00	319.00
13/ 1	M	6.0	1029.6	565.0	43.3	65.80	56.70	0.276	4.700	0.080	21.60	3.00	4.00	29.00	19.00	43.00	97.00	128.00	14.00	44.00	<2.00	348.0	<383.0	729.00	289.00	186.00
14/ 1	M	6.0	1108.6	590.0	30.4	60.20	50.80	0.152	8.700	0.130	27.40	4.00	13.00	83.00	73.00	171.00	328.00	426.00	48.00	161.00	<2.00	1186.0	<1309.0	936.00	357.00	337.00
15/ 1	F	7.0	1509.4	630.0	39.2	62.60	53.40	0.104	11.700	0.070	27.00	3.00	8.00	48.00	28.00	61.00	163.00	219.00	23.00	74.00	<2.00	576.0	<629.0	895.00	369.00	229.00
Mean		5.3	802.3	439.0	23.8	55.63	45.36	0.151	8.153	<.102	25.67	<2.93	<6.36	51.36	49.43	117.93	205.14	269.43	31.50	91.57	<<2.00	<744.4	<<826.9	849.07	342.00	220.50
Minim.		3.0	274.6	220.0	2.4	25.30	8.50	0.021	2.070	<.030	16.10	<2.00	<2.00	14.00	10.00	26.00	46.00	54.00	6.00	16.00	<2.00	175.0	<193.0	338.00	114.00	106.00
Maxim.		7.0	1509.4	630.0	46.0	76.60	65.20	0.675	17.600	0.410	44.60	4.00	14.00	147.00	272.00	643.00	900.00	1122.00	154.00	358.00	<2.00	3163.0	<3591.0	1478.00	581.00	356.00
St.dev		1.1	372.6	115.3	14.7	13.96	15.76	0.164	4.088	~.120	8.28	~0.73	~4.16	40.13	72.33	172.26	248.92	315.94	41.36	106.09	~0.00	~879.7	~992.2	318.86	167.98	95.64
Count		15	15	15	15	15	14	15	15	15	15	14	14	14	14	14	14	14	14	14	14	14	14	14	5	14

miss(17) ! Missing value.

102

. Analytical Lab. ⇒					Σ(*)	NIVA	NIVA	Σ(*)	NIVA	NIVA	NIVA
. Analysis Code. ⇒					!	340	340	!	340	340	340
Detection Limit ⇒					!	0.50	2.00	!	2.00	2.00	2.00
Samp/ Repl. no.	Sex F/M	Age year	Wght g	Lngt mm	DD Σn ppb w.wt	HCHA ppb w.wt	HCHG ppb w.wt	HC Σn ppb w.wt	HCB ppb w.wt	QCB ppb w.wt	OCS ppb w.wt
01/ 1	M	3.0	388.5	220.0	742.00	4.00	8.00	12.00	2.00	3.00	<2.00
02/ 1	M	4.0	274.6	300.0	.	miss	miss	.	miss	miss	miss
03/ 1	F	4.0	444.2	335.0	777.00	9.00	17.00	26.00	4.00	5.00	<2.00
04/ 1		5.0	385.7	370.0	616.00	<2.00	<2.00	<2.00	<2.00	<2.00	<2.00
05/ 1	F	6.0	497.3	375.0	1632.00	5.00	8.00	13.00	4.00	4.00	<2.00
06/ 1	M	5.0	621.0	395.0	859.00	6.00	11.00	17.00	4.00	6.00	<2.00
07/ 1	F	6.0	670.5	400.0	1168.00	5.00	8.00	13.00	4.00	3.00	<2.00
08/ 1	M	4.0	841.2	430.0	445.00	4.00	6.00	10.00	7.00	5.00	<2.00
09/ 1	M	6.0	934.5	445.0	802.00	8.00	14.00	22.00	6.00	19.00	<2.00
10/ 1	F	6.0	918.7	450.0	1509.00	5.00	8.00	13.00	7.00	13.00	<2.00
11/ 1	M	6.0	1357.3	540.0	2415.00	7.00	14.00	21.00	11.00	11.00	<2.00
12/ 1	M	6.0	1052.8	540.0	1392.00	3.00	5.00	8.00	6.00	5.00	<2.00
13/ 1	M	6.0	1029.6	565.0	1204.00	6.00	11.00	17.00	8.00	5.00	<2.00
14/ 1	M	6.0	1108.6	590.0	1630.00	6.00	11.00	17.00	13.00	9.00	<2.00
15/ 1	F	7.0	1509.4	630.0	1493.00	5.00	9.00	14.00	16.00	6.00	<2.00
Mean		5.3	802.3	439.0	1191.71	<5.36	<9.43	<14.64	<6.71	<6.86	<<2.00
Minim.		3.0	274.6	220.0	445.00	<2.00	<2.00	<2.00	<2.00	<2.00	<2.00
Maxim.		7.0	1509.4	630.0	2415.00	9.00	17.00	26.00	16.00	19.00	<2.00
St.dev		1.1	372.6	115.3	529.19	~1.86	~3.94	~6.08	~4.12	~4.67	~0.00
Count		15	15	15	14	14	14	14	14	14	14

Sample.No 01 : Signs of mechanical damage (e.g., net wounds)
Sample.No 02 : Skin with metacercariae of cf. Cryptocotyle lingua
Sample.No 11 : Skin with ulceration, lymphocytic areas and/or lesions
Sample.No 13 : Skin with ulceration, lymphocytic areas and/or lesions

103

Species : GADU MOR, Gadus morhua, GB: Cod, N: Torsk.
Sample.area: J62 Hardangerfjorden, Tissue : LIVER.
Locality : 67B Strandebarm, Latitude: 60°16.00N, Longitude: 06°02.00E.
Catch,date : 1993-1101, Count: 12, Sample type: Individual.

. Analytical Lab. ⇒								NIVA	NIVA	NIVA	NIVA	NIVA	NIVA	NIVA	NIVA	NIVA	NIVA	NIVA	NIVA	Σ(*)	Σ(*)	NIVA	NIVA	Σ(*)
. Analysis Code. ⇒								312	311	312	311	340	340	340	340	340	340	340	340	!	!	340	340	!
Detection Limit ⇒								0.050	0.010	0.030	1.00	4.00	4.00	4.00	4.00	4.00	4.00	4.00	4.00	!	!	4.00	4.00	!
Samp/ Repl. no.	Sex F/M	Age year	Wght g	Lngt mm	Mean Weight g	Dry %	Fat %	Cd ppm w.wt	Cu ppm w.wt	Pb ppm w.wt	Zn ppm w.wt	CB28 ppb w.wt	CB52 ppb w.wt	CB101 ppb w.wt	CB105 ppb w.wt	CB118 ppb w.wt	CB138 ppb w.wt	CB153 ppb w.wt	CB156 ppb w.wt	CB180 ppb w.wt	CB209 ppb w.wt	CB Σ7 ppb w.wt	CB ΣΣ ppb w.wt	DDEPP ppb w.wt	TDEPP ppb w.wt	DD Σn ppb w.wt
01/ 1		2.0	731.4	410.0	11.2	42.90	27.30	0.240	7.180	0.080	36.40	7.00	s6.00	22.00	11.00	37.00	116.00	183.00	13.00	65.00	9.00	s436.0	s469.0	261.00	32.00	293.00
02/ 1	M	3.0	1223.1	480.0	31.6	62.70	52.30	0.180	10.200	0.050	26.50	<4.00	4.00	12.00	11.00	26.00	52.00	83.00	6.00	21.00	9.00	<202.0	<228.0	369.00	51.00	420.00
03/ 1	M	3.0	1286.2	480.0	38.1	59.30	47.00	0.260	11.500	0.330	26.70	<4.00	<4.00	14.00	10.00	26.00	47.00	70.00	4.00	15.00	10.00	<176.0	<200.0	219.00	33.00	252.00
04/ 1		3.0	1205.3	500.0	26.7	54.10	38.80	0.150	12.600	0.390	36.00	<4.00	<4.00	16.00	10.00	28.00	59.00	95.00	6.00	24.00	9.00	<226.0	<251.0	564.00	70.00	634.00
05/ 1	M	3.0	1265.8	505.0	41.0	64.80	53.20	0.080	7.500	0.090	26.80	<4.00	4.00	23.00	13.00	37.00	67.00	95.00	7.00	25.00	10.00	<255.0	<285.0	642.00	78.00	720.00
06/ 1	F	3.0	1312.9	505.0	22.8	53.80	38.60	0.090	6.700	0.050	32.00	<4.00	4.00	24.00	13.00	41.00	87.00	154.00	11.00	47.00	10.00	<361.0	<395.0	431.00	71.00	502.00
07/ 1	F	4.0	1298.5	505.0	41.6	67.60	53.50	0.100	11.200	<.030	32.40	<4.00	5.00	17.00	8.00	20.00	40.00	63.00	5.00	16.00	242.00	<165.0	<420.0	416.00	61.00	477.00
08/ 1	M	3.0	1635.1	525.0	58.8	66.30	57.90	0.110	5.300	0.300	19.30	<4.00	6.00	24.00	9.00	20.00	37.00	54.00	5.00	16.00	262.00	<161.0	<437.0	301.00	57.00	358.00
09/ 1	F	4.0	1485.2	530.0	26.9	46.20	30.30	0.120	11.700	0.070	31.80	<4.00	<4.00	7.00	7.00	21.00	39.00	78.00	5.00	26.00	46.00	<175.0	<233.0	262.00	31.00	293.00
10/ 1	F	3.0	1561.7	530.0	39.2	58.80	48.70	0.330	7.300	0.300	37.70	<4.00	4.00	23.00	10.00	29.00	59.00	91.00	6.00	23.00	<4.00	<233.0	<249.0	589.00	72.00	661.00
11/ 1	M	3.0	1724.5	540.0	130.5	80.20	70.30	0.091	3.400	0.050	13.40	<4.00	8.00	33.00	11.00	31.00	60.00	84.00	8.00	23.00	<4.00	<243.0	<262.0	769.00	81.00	850.00
12/ 1	M	4.0	2023.0	570.0	86.9	69.90	60.40	0.025	8.500	0.030	20.00	<4.00	8.00	27.00	14.00	35.00	55.00	79.00	9.00	27.00	<4.00	<235.0	<258.0	247.00	51.00	298.00
Mean		3.2	1396.1	506.7	46.3	60.55	48.19	0.148	8.590	<.148	28.25	<<4.25	<<5.00	20.17	10.58	29.25	59.83	94.08	7.08	27.33	<<51.58	<<221.1	<<292.5	422.50	57.33	479.83
Minim.		2.0	731.4	410.0	11.2	42.90	27.30	0.025	3.400	<.030	13.40	<4.00	<4.00	7.00	7.00	20.00	37.00	54.00	4.00	15.00	<4.00	<161.0	<200.0	219.00	31.00	252.00
Maxim.		4.0	2023.0	570.0	130.5	80.20	70.30	0.330	12.600	0.390	37.70	7.00	8.00	33.00	14.00	41.00	116.00	183.00	13.00	65.00	262.00	<361.0	<437.0	769.00	81.00	850.00
St.dev		0.6	322.9	39.7	32.8	10.39	12.58	0.088	2.857	~.138	7.60	~0.87	~1.61	7.17	2.07	7.11	22.45	37.38	2.71	14.49	~94.38	~57.3	~83.5	180.35	18.02	196.56
Count		12	12	12	12	12	12	12	12	12	12	12	i11	12	12	12	12	12	12	12	12	i11	i11	12	12	12

s/q(3) ! Suspect value(s)
i (3) ! Suspect or ambiguous basis-value(s) ignored in statistics.

Tab.width cont'd **GADU MOR, LI, J62, 67B Strandebarm, 1993-1101.**

Samp/ Repl. no.	Sex F/M	Age year	Wght g	Lngt mm	HCHA ppb w.wt	HCHG ppb w.wt	HC_Σn ppb w.wt	HCB ppb w.wt	QCB ppb w.wt	OCS ppb w.wt
. Analytical Lab. =>					NIVA	NIVA	Σ(*)	NIVA	NIVA	NIVA
. Analysis Code. =>					340	340	!	340	340	340
Detection Limit =>					4.00	4.00	!	4.00	4.00	4.00
01/ 1		2.0	731.4	410.0	<4.00	4.00	<8.00	5.00	<4.00	<4.00
02/ 1	M	3.0	1223.1	480.0	5.00	7.00	12.00	8.00	<4.00	<4.00
03/ 1	M	3.0	1286.2	480.0	5.00	7.00	12.00	6.00	<4.00	<4.00
04/ 1		3.0	1205.3	500.0	<4.00	5.00	<9.00	6.00	<4.00	<4.00
05/ 1	M	3.0	1265.8	505.0	5.00	7.00	12.00	8.00	<4.00	<4.00
06/ 1	F	3.0	1312.9	505.0	<4.00	<4.00	<4.00	8.00	<4.00	<4.00
07/ 1	F	4.0	1298.5	505.0	5.00	7.00	12.00	7.00	<4.00	<4.00
08/ 1	M	3.0	1635.1	525.0	6.00	9.00	15.00	8.00	<4.00	<4.00
09/ 1	F	4.0	1485.2	530.0	<4.00	4.00	<8.00	4.00	<4.00	<4.00
10/ 1	F	3.0	1561.7	530.0	5.00	7.00	12.00	8.00	<4.00	<4.00
11/ 1	M	3.0	1724.5	540.0	7.00	9.00	16.00	12.00	<4.00	<4.00
12/ 1	M	4.0	2023.0	570.0	6.00	8.00	14.00	18.00	<4.00	<4.00
Mean		3.2	1396.1	506.7	<<5.00	<6.50	<<11.17	8.17	<<4.00	<<4.00
Minim.		2.0	731.4	410.0	<4.00	<4.00	<4.00	4.00	<4.00	<4.00
Maxim.		4.0	2023.0	570.0	7.00	9.00	16.00	18.00	<4.00	<4.00
St.dev		0.6	322.9	39.7	~0.95	~1.83	~3.38	3.69	~0.00	~0.00
Count		12	12	12	12	12	12	12	12	12

Sample.No 01 : Muscle with signs of inner bleeding
Sample.No 02 : Skin with metacercariae of cf. Cryptocotyle lingua
Sample.No 03 : Skin with metacercariae of cf. Cryptocotyle lingua
Sample.No 07 : Skin with metacercariae of cf. Cryptocotyle lingua
Sample.No 08 : Skin with metacercariae of cf. Cryptocotyle lingua
Sample.No 10 : Muscle with signs of inner bleeding
Sample.No 12 : Skin with metacercariae of cf. Cryptocotyle lingua

104

Species : GADU MOR, Gadus morhua, GB: Cod, N: Torsk.
Sample.area: J62 Hardangerfjorden, Tissue : LIVER.
Locality : 67B Strandebarm, Latitude: 60°16.00N, Longitude: 06°02.00E.
Catch,date : 1994-1203, Count: 18, Sample type: Individual.

. Analytical Lab. =>																								
. Analysis Code. =>						NIVA 312	NIVA 311	NIVA 312	NIVA 311	NIVA 340	NIVA 340	NIVA 340	NIVA 340	NIVA 340	NIVA 340	NIVA 340	NIVA 340	NIVA 340	Σ(*)	Σ(*)	NIVA 340	NIVA 340	Σ(*)
Detection Limit =>						0.050	0.010	0.030	1.00	3.00	3.00	3.00	3.00	3.00	3.00	3.00	3.00	3.00	!	!	4.00	3.00	!
Samp/ Repl. no.	Sex F/M	Age year	Wght g	Lngt mm	Mean Weight g	Dry %	Fat %	Cd ppm w.wt	Cu ppm w.wt	Pb ppm w.wt	Zn ppm w.wt	CB28 ppb w.wt	CB52 ppb w.wt	CB101 ppb w.wt	CB105 ppb w.wt	CB118 ppb w.wt	CB138 ppb w.wt	CB153 ppb w.wt	CB156 ppb w.wt	CB180 ppb w.wt	CB209 ppb w.wt	CB_Σ7 ppb w.wt	CB_ΣΣ ppb w.wt	DDEPP ppb w.wt	TDEPP ppb w.wt	DD_Σn ppb w.wt
01/ 1	M	4.0	990.9	450.0	11.6	38.40	19.70	0.337	8.600	0.140	37.90	3.00	<3.00	14.00	24.00	80.00	150.00	250.00	16.00	88.00	5.00	<588.0	<633.0	658.00	96.00	754.00
02/ 1	M	5.0	1567.3	480.0	184.4	80.70	63.70	0.007	4.800	<.030	9.10	64.00	7.00	16.00	6.00	14.00	23.00	30.00	3.00	9.00	<3.00	163.0	<175.0	60.00	19.00	79.00
03/ 1	M	3.0	1110.5	485.0	9.8	10.20	11.20	2.040	31.800	0.180	47.20	<3.00	<3.00	9.00	10.00	38.00	96.00	164.00	9.00	59.00	3.00	<369.0	<391.0	453.00	65.00	518.00
04/ 1	M	4.0	1168.2	485.0	13.1	42.50	24.40	0.160	18.700	0.090	39.70	3.00	4.00	16.00	13.00	42.00	77.00	146.00	10.00	52.00	3.00	340.0	366.0	490.00	74.00	564.00
05/ 1	F	5.0	1108.6	490.0	16.9	39.40	20.90	0.115	8.100	0.410	34.50	<3.00	3.00	24.00	30.00	92.00	190.00	254.00	21.00	83.00	3.00	<649.0	<703.0	546.00	64.00	610.00
06/ 1	F	6.0	1185.5	510.0	12.1	26.80	6.90	0.326	7.100	0.690	49.70	<3.00	<3.00	13.00	12.00	40.00	115.00	160.00	10.00	57.00	5.00	<388.0	<415.0	382.00	43.00	425.00
07/ 1	F	4.0	1364.1	510.0	37.5	62.70	53.50	0.157	8.800	0.320	21.30	6.00	9.00	33.00	19.00	58.00	105.00	160.00	10.00	37.00	<3.00	408.0	<440.0	280.00	43.00	323.00
08/ 1	M	5.0	1730.5	520.0	54.2	63.90	53.90	0.061	19.900	<.030	24.60	miss	6.00	20.00	9.00	22.00	53.00	91.00	6.00	25.00	<3.00	217.0	<235.0	686.00	91.00	777.00
09/ 1	M	5.0	1588.0	520.0	51.7	66.00	55.80	0.046	10.600	<.030	21.80	<3.00	5.00	13.00	7.00	15.00	33.00	60.00	4.00	14.00	<3.00	<143.0	<154.0	257.00	38.00	295.00
10/ 1	M	4.0	1571.6	520.0	53.2	61.20	51.00	0.482	11.700	0.260	22.00	3.00	6.00	20.00	8.00	22.00	39.00	66.00	3.00	17.00	<3.00	173.0	<187.0	680.00	107.00	787.00
11/ 1	M	4.0	1258.9	525.0	22.5	44.40	28.50	0.032	7.400	<.030	39.00	3.00	4.00	24.00	42.00	141.00	245.00	462.00	37.00	150.00	4.00	1029.0	1112.0	268.00	49.00	317.00
12/ 1	M	4.0	1557.3	530.0	41.3	60.60	51.20	0.050	11.600	<.030	18.40	<3.00	4.00	12.00	5.00	14.00	32.00	65.00	3.00	14.00	<3.00	<144.0	<152.0	291.00	51.00	342.00
13/ 1		5.0	1444.8	535.0	13.4	34.60	19.30	0.082	3.500	0.090	23.40	4.00	9.00	48.00	28.00	88.00	193.00	284.00	18.00	86.00	3.00	712.0	761.0	617.00	89.00	706.00
14/ 1	F	4.0	1688.9	540.0	248.7	75.90	67.30	0.011	2.900	<.030	6.00	<3.00	5.00	13.00	4.00	11.00	18.00	23.00	<3.00	7.00	<3.00	<80.0	<84.0	65.00	17.00	82.00
15/ 1	M	5.0	1474.8	540.0	19.3	39.50	21.20	0.272	6.000	0.090	32.60	<3.00	3.00	16.00	11.00	40.00	92.00	151.00	8.00	53.00	3.00	<358.0	<380.0	507.00	73.00	580.00
16/ 1	M	5.0	1748.1	540.0	71.2	76.30	65.60	0.077	13.000	0.040	22.90	6.00	10.00	39.00	14.00	38.00	75.00	113.00	9.00	37.00	<3.00	318.0	<344.0	674.00	98.00	772.00
17/ 1	M	4.0	1794.0	570.0	51.8	69.50	61.10	0.085	41.900	<.030	30.60	3.00	5.00	19.00	9.00	20.00	45.00	87.00	6.00	25.00	<3.00	204.0	<222.0	698.00	123.00	821.00
18/ 1	F	5.0	1865.8	600.0	14.4	20.80	3.50	0.902	30.400	0.110	42.10	<3.00	<3.00	5.00	3.00	8.00	15.00	31.00	<3.00	11.00	<3.00	<73.0	<76.0	254.00	34.00	288.00
Mean		4.5	1456.5	519.4	51.5	50.74	37.71	0.291	13.711	<<.146	29.04	<<7.00	<5.11	19.67	14.11	43.50	88.67	144.28	<9.94	45.78	<<3.28	<<353.1	<<379.4	437.00	65.22	502.22
Minim.		3.0	990.9	450.0	9.8	10.20	3.50	0.007	2.900	<.030	6.00	<3.00	<3.00	5.00	3.00	8.00	15.00	23.00	<3.00	7.00	<3.00	<73.0	<76.0	60.00	17.00	79.00
Maxim.		6.0	1865.8	600.0	248.7	80.70	67.30	2.040	41.900	0.690	49.70	64.00	10.00	48.00	42.00	141.00	245.00	462.00	37.00	150.00	5.00	1029.0	1112.0	698.00	123.00	821.00
St.dev		0.7	266.9	34.7	63.9	20.55	22.20	0.489	10.867	~.176	12.26	~14.72	~2.30	10.81	10.55	35.82	67.47	111.63	~8.64	37.55	~0.67	~252.6	~272.7	212.88	30.78	242.57
Count		18	18	18	18	18	18	18	18	18	18	17	18	18	18	18	18	18	18	18	18	18	18	18	18	18

miss(1) ! Missing value.

105

Tab.width cont'd GADU MOR, LI, J62, 67B Strandebarm, 1994-1203.

. Analytical Lab. =>					NIVA	NIVA	Σ(*)	NIVA	NIVA	NIVA
. Analysis Code. =>					340	340	!	340	340	340
Detection Limit =>					3.00	3.00	!	3.00	3.00	3.00
Samp/ Repl. no.	Sex F/M	Age year	Wght g	Lngt mm	HCHA ppb w.wt	HCHG ppb w.wt	HC_En ppb w.wt	HCB ppb w.wt	QCB ppb w.wt	OCS ppb w.wt
01/ 1	M	4.0	990.9	450.0	<3.00	4.00	<7.00	7.00	<3.00	<3.00
02/ 1	M	5.0	1567.3	480.0	12.00	8.00	20.00	11.00	<3.00	<3.00
03/ 1	M	3.0	1110.5	485.0	<3.00	<3.00	<3.00	3.00	<3.00	<3.00
04/ 1	M	4.0	1168.2	485.0	<3.00	3.00	<6.00	9.00	<3.00	<3.00
05/ 1	F	5.0	1108.6	490.0	<3.00	<3.00	<3.00	5.00	<3.00	<3.00
06/ 1	F	6.0	1185.5	510.0	<3.00	<3.00	<3.00	<3.00	<3.00	<3.00
07/ 1	F	4.0	1364.1	510.0	<3.00	8.00	<11.00	7.00	<3.00	<3.00
08/ 1	M	5.0	1730.5	520.0	6.00	8.00	14.00	11.00	<3.00	<3.00
09/ 1	M	5.0	1588.0	520.0	6.00	10.00	16.00	9.00	<3.00	<3.00
10/ 1	M	4.0	1571.6	520.0	5.00	9.00	14.00	11.00	<3.00	<3.00
11/ 1	M	4.0	1258.9	525.0	<3.00	5.00	<8.00	7.00	<3.00	<3.00
12/ 1	M	4.0	1557.3	530.0	5.00	8.00	13.00	11.00	<3.00	<3.00
13/ 1		5.0	1444.8	535.0	<3.00	3.00	<6.00	8.00	<3.00	<3.00
14/ 1	F	4.0	1688.9	540.0	8.00	11.00	19.00	9.00	3.00	<3.00
15/ 1	M	5.0	1474.8	540.0	<3.00	3.00	<6.00	8.00	<3.00	<3.00
16/ 1	M	5.0	1748.1	540.0	7.00	11.00	18.00	9.00	<3.00	<3.00
17/ 1	M	4.0	1794.0	570.0	7.00	11.00	18.00	12.00	3.00	<3.00
18/ 1	F	5.0	1865.8	600.0	<3.00	<3.00	<3.00	<3.00	<3.00	<3.00
Mean		4.5	1456.5	519.4	<<4.78	<6.33	<<10.44	<7.94	<<3.00	<<3.00
Minim.		3.0	990.9	450.0	<3.00	<3.00	<3.00	<3.00	<3.00	<3.00
Maxim.		6.0	1865.8	600.0	12.00	11.00	20.00	12.00	<3.00	<3.00
St.dev		0.7	266.9	34.7	~2.51	~3.27	~6.14	~2.90	~0.00	~0.00
Count		18	18	18	18	18	18	18	18	18

Sample.No 01 : Muscle with signs of inner bleeding
Sample.No 04 : Skin with metacercariae of cf. Cryptocotyle lingua
Sample.No 05 : Bacterial fin rot Muscle with signs of inner bleeding
Sample.No 06 : Muscle with signs of inner bleeding Bacterial fin rot
Sample.No 07 : Skin with metacercariae of cf. Cryptocotyle lingua
Sample.No 08 : Skin with metacercariae of cf. Cryptocotyle lingua
Sample.No 09 : Muscle with signs of inner bleeding Skin with red film and/or uneven pigmentations Skin with metacercariae of cf. Cryptocotyle lingua
Sample.No 10 : Muscle with signs of inner bleeding
Sample.No 12 : Skin with metacercariae of cf. Cryptocotyle lingua
Sample.No 13 : Muscle with signs of inner bleeding Bacterial fin rot Liver with signs of bleeding Fish malodorous
Sample.No 15 : Muscle with signs of inner bleeding
Sample.No 16 : Liver with signs of bleeding
Sample.No 17 : Skin with metacercariae of cf. Cryptocotyle lingua Muscle with signs of inner bleeding Fish malodorous
Sample.No 18 : Liver with signs of bleeding Fish malodorous

106

Species : GADU MOR, Gadus morhua, GB: Cod, N: Torsk.
Sample.area: J62 Hardangerfjorden, Tissue : LIVER.
Locality : 67B Strandebarm, Latitude: 60°16.00N, Longitude: 06°02.00E.
Catch,date : 1995-1101, Count: 25, Sample type: Individual.

. Analytical Lab. ⇒								NIVA	NIVA	NIVA	NIVA	NIVA	NIVA	NIVA	NIVA	NIVA	NIVA	NIVA	NIVA	Σ(*)	Σ(*)	NIVA	NIVA	Σ(*)
. Analysis Code. ⇒								312	311	312	311	340	340	340	340	340	340	340	340	!	!	340	340	!
Detection Limit ⇒								0.050	0.010	0.030	1.00	3.00	3.00	3.00	3.00	3.00	3.00	3.00	3.00	!	!	4.00	3.00	!
Samp/ Repl. no.	Sex F/M	Age year	Wght g	Lngt mm	Mean Weight g	Dry %	Fat %	Cd ppm w.wt	Cu ppm w.wt	Pb ppm w.wt	Zn ppm w.wt	CB28 ppb w.wt	CB52 ppb w.wt	CB101 ppb w.wt	CB105 ppb w.wt	CB118 ppb w.wt	CB138 ppb w.wt	CB153 ppb w.wt	CB156 ppb w.wt	CB180 ppb w.wt	CB209 ppb w.wt	CB_Σ7 ppb w.wt	CB_ΣΣ ppb w.wt	DDEPP ppb w.wt	TDEPP ppb w.wt	DD_Σn ppb w.wt
01/ 1	M	2.0	946.2	440.0	61.4	76.70	71.80	0.015	4.400	<.040	14.00	<3.00	10.00	8.00	3.00	8.00	15.00	21.00	<3.00	5.00	<3.00	<70.0	<73.0	35.00	7.00	42.00
02/ 1	M	3.0	1008.9	440.0	40.1	78.40	69.00	0.033	7.900	0.040	15.80	<3.00	10.00	17.00	5.00	15.00	33.00	48.00	3.00	13.00	<3.00	<139.0	<147.0	109.00	16.00	125.00
03/ 1	F	3.0	1088.7	450.0	54.9	66.50	57.10	0.030	0.700	<.050	11.30	3.00	10.00	29.00	8.00	24.00	44.00	67.00	5.00	15.00	<3.00	192.0	<208.0	76.00	12.00	88.00
04/ 1	M	3.0	1078.6	450.0	28.3	74.70	62.80	0.042	7.300	<.050	18.10	<3.00	8.00	13.00	5.00	15.00	31.00	50.00	3.00	13.00	<3.00	<133.0	<141.0	82.00	13.00	95.00
05/ 1	M	3.0	972.7	460.0	67.1	78.30	70.50	0.023	3.600	<.030	13.40	<3.00	16.00	32.00	8.00	25.00	47.00	69.00	5.00	19.00	<3.00	<211.0	<224.0	157.00	20.00	177.00
06/ 1	M	4.0	1199.0	460.0	133.6	80.50	72.70	0.008	4.500	<.040	8.60	<3.00	16.00	17.00	4.00	13.00	20.00	28.00	<3.00	7.00	<3.00	<104.0	<108.0	33.00	<3.00	<36.00
07/ 1	M	4.0	1374.1	460.0	186.8	74.20	66.40	0.004	0.800	<.040	7.50	<3.00	8.00	13.00	3.00	10.00	16.00	21.00	<3.00	5.00	<3.00	<76.0	<79.0	29.00	<3.00	<32.00
08/ 1	M	3.0	1193.7	460.0	73.9	82.70	73.40	0.051	3.000	0.060	9.70	4.00	12.00	27.00	8.00	22.00	43.00	60.00	4.00	15.00	<3.00	183.0	<198.0	106.00	11.00	117.00
09/ 1	F	4.0	1234.4	465.0	54.6	60.60	53.00	0.075	14.900	0.070	35.50	3.00	7.00	52.00	9.00	24.00	58.00	87.00	7.00	26.00	<3.00	257.0	<276.0	977.00	115.00	1092.00
10/ 1	F	3.0	1064.4	470.0	23.3	57.60	45.50	0.024	6.100	<.040	23.60	12.00	14.00	34.00	20.00	55.00	115.00	170.00	13.00	51.00	<3.00	451.0	<487.0	245.00	22.00	267.00
11/ 1	M	4.0	1247.5	470.0	53.0	66.30	56.50	0.029	3.700	0.040	16.90	3.00	11.00	41.00	16.00	47.00	86.00	124.00	10.00	33.00	<3.00	345.0	<374.0	294.00	31.00	325.00
12/ 1	M	3.0	1219.4	470.0	66.2	67.10	61.00	0.052	3.200	0.110	16.30	3.00	11.00	45.00	18.00	52.00	111.00	165.00	12.00	46.00	<3.00	433.0	<466.0	400.00	34.00	434.00
13/ 1	F	4.0	1247.9	475.0	25.3	50.50	39.70	0.057	6.800	0.050	26.60	<3.00	4.00	12.00	8.00	25.00	46.00	86.00	5.00	23.00	<3.00	<199.0	<212.0	163.00	11.00	174.00
14/ 1	M	3.0	1473.2	480.0	169.5	74.70	71.80	0.004	1.000	<.030	9.30	6.00	16.00	44.00	14.00	36.00	49.00	76.00	6.00	17.00	<3.00	244.0	<267.0	65.00	<3.00	<68.00
15/ 1	F	4.0	1424.8	490.0	201.7	79.10	72.40	0.017	0.900	0.030	5.90	miss	miss	30.00	7.00	23.00	38.00	60.00	3.00	13.00	<3.00	164.0	<177.0	48.00	12.00	60.00
16/ 1	M	4.0	1522.8	490.0	55.1	69.10	61.60	0.097	9.800	0.130	24.80	3.00	7.00	15.00	10.00	27.00	56.00	85.00	6.00	29.00	<3.00	222.0	<241.0	96.00	8.00	104.00
17/ 1	F	4.0	1309.3	490.0	55.1	63.00	54.10	0.109	6.600	0.050	24.60	3.00	14.00	26.00	11.00	36.00	76.00	118.00	8.00	39.00	3.00	312.0	334.0	196.00	17.00	213.00
18/ 1	F	4.0	1372.6	510.0	49.9	58.00	46.50	0.083	11.000	0.070	35.50	3.00	8.00	22.00	12.00	32.00	70.00	106.00	6.00	27.00	<3.00	268.0	<289.0	90.00	8.00	98.00
19/ 1	M	4.0	1438.3	510.0	63.6	76.40	70.40	0.024	3.600	<.030	14.80	4.00	13.00	49.00	14.00	42.00	91.00	129.00	9.00	34.00	<3.00	362.0	<388.0	266.00	24.00	290.00
20/ 1	M	4.0	1661.8	510.0	222.2	81.00	76.60	0.004	1.500	<.030	6.90	<3.00	9.00	17.00	4.00	13.00	22.00	30.00	<3.00	7.00	<3.00	<101.0	<105.0	45.00	5.00	50.00
21/ 1	F	4.0	1721.6	510.0	92.5	64.50	55.60	0.263	6.200	0.220	31.50	miss	miss	19.00	6.00	16.00	31.00	54.00	<3.00	13.00	<3.00	133.0	<142.0	83.00	23.00	106.00
22/ 1	M	5.0	1631.8	520.0	97.7	73.60	69.00	0.036	7.000	<.030	15.30	25.00	16.00	49.00	21.00	62.00	104.00	154.00	12.00	39.00	<3.00	449.0	<485.0	295.00	39.00	334.00
23/ 1	M	4.0	1453.8	520.0	92.5	78.10	70.80	0.014	0.500	<.030	14.60	miss	miss	76.00	23.00	60.00	78.00	128.00	7.00	27.00	<3.00	369.0	<402.0	128.00	32.00	160.00
24/ 1	M	4.0	1337.6	520.0	33.6	45.10	31.80	0.085	7.600	0.050	28.10	3.00	7.00	13.00	8.00	26.00	43.00	86.00	6.00	24.00	<3.00	202.0	<219.0	143.00	13.00	156.00
25/ 1	F	4.0	1535.3	530.0	62.7	66.80	60.00	0.103	5.900	0.080	20.60	37.00	21.00	39.00	13.00	34.00	58.00	87.00	6.00	25.00	<3.00	301.0	<323.0	288.00	52.00	340.00
Mean		3.6	1310.3	482.0	82.6	69.74	61.60	0.051	5.140	<<.058	17.97	<<6.18	11.27	29.56	10.32	29.68	55.24	84.36	<6.04	22.60	<<3.00	<<236.8	<<254.6	177.96	<21.36	<199.32
Minim.		2.0	946.2	440.0	23.3	45.10	31.80	0.004	0.500	<.030	5.90	<3.00	4.00	8.00	3.00	8.00	15.00	21.00	<3.00	5.00	<3.00	<70.0	<73.0	29.00	<3.00	<32.00
Maxim.		5.0	1721.6	530.0	222.2	82.70	76.60	0.263	14.900	0.220	35.50	37.00	21.00	76.00	23.00	62.00	115.00	170.00	13.00	51.00	<3.00	451.0	<487.0	977.00	115.00	1092.00
St.dev		0.6	216.6	27.6	56.2	9.90	11.65	0.055	3.566	~.042	8.74	~8.48	4.10	16.56	5.77	15.71	29.27	43.38	~3.10	12.69	~0.00	~115.5	~125.6	194.50	~23.11	~216.53
Count		25	25	25	25	25	25	25	25	25	25	22	22	25	25	25	25	25	25	25	25	25	25	25	25	25

s/q (3) ! Suspect value(s)
i (1) ! Suspect or ambiguous basis-value(s) ignored in statistics.
miss(6) ! Missing value.

107

Tab.width cont'd GADU MOR, LI, J62, 67B Strandebarm, 1995-1101.

Samp/ Repl. no.	Sex F/M	Age year	Wght g	Lngt mm	HCHA ppb w.wt	HCHG ppb w.wt	HC_Σn ppb w.wt	HCB ppb w.wt	QCB ppb w.wt	OCS ppb w.wt
. Analytical Lab. =>					NIVA	NIVA	Σ(*)	NIVA	NIVA	NIVA
. Analysis Code. =>					340	340	!	340	340	340
Detection Limit =>					3.00	3.00	!	3.00	3.00	3.00
01/ 1	M	2.0	946.2	440.0	5.00	7.00	12.00	10.00	<3.00	<3.00
02/ 1	M	3.0	1008.9	440.0	5.00	7.00	12.00	11.00	<3.00	<3.00
03/ 1	F	3.0	1088.7	450.0	4.00	3.00	7.00	9.00	<3.00	<3.00
04/ 1	M	3.0	1078.6	450.0	5.00	6.00	11.00	11.00	<3.00	<3.00
05/ 1	M	3.0	972.7	460.0	5.00	6.00	11.00	9.00	<3.00	<3.00
06/ 1	M	4.0	1199.0	460.0	5.00	6.00	11.00	12.00	<3.00	<3.00
07/ 1	M	4.0	1374.1	460.0	4.00	4.00	8.00	6.00	<3.00	<3.00
08/ 1	M	3.0	1193.7	460.0	4.00	6.00	10.00	11.00	<3.00	<3.00
09/ 1	F	4.0	1234.4	465.0	4.00	5.00	9.00	13.00	4.00	<3.00
10/ 1	F	3.0	1064.4	470.0	4.00	<3.00	<7.00	11.00	<3.00	<3.00
11/ 1	M	4.0	1247.5	470.0	5.00	5.00	10.00	8.00	<3.00	<3.00
12/ 1	M	3.0	1219.4	470.0	5.00	5.00	10.00	7.00	<3.00	<3.00
13/ 1	F	4.0	1247.9	475.0	3.00	4.00	7.00	7.00	<3.00	<3.00
14/ 1	M	3.0	1473.2	480.0	<3.00	<3.00	<3.00	14.00	<3.00	<3.00
15/ 1	F	4.0	1424.8	490.0	<3.00	<3.00	<3.00	10.00	s13.00	<3.00
16/ 1	M	4.0	1522.8	490.0	3.00	5.00	8.00	7.00	<3.00	<3.00
17/ 1	F	4.0	1309.3	490.0	3.00	4.00	7.00	10.00	<3.00	<3.00
18/ 1	F	4.0	1372.6	510.0	<3.00	4.00	<7.00	10.00	<3.00	<3.00
19/ 1	M	4.0	1438.3	510.0	3.00	5.00	8.00	11.00	<3.00	<3.00
20/ 1	M	4.0	1661.8	510.0	4.00	5.00	9.00	7.00	<3.00	<3.00
21/ 1	F	4.0	1721.6	510.0	<3.00	14.00	<17.00	13.00	s25.00	<3.00
22/ 1	M	5.0	1631.8	520.0	7.00	8.00	15.00	8.00	<3.00	<3.00
23/ 1	M	4.0	1453.8	520.0	<3.00	19.00	<22.00	25.00	s31.00	<3.00
24/ 1	M	4.0	1337.6	520.0	<3.00	3.00	<6.00	5.00	<3.00	<3.00
25/ 1	F	4.0	1535.3	530.0	<3.00	8.00	<11.00	15.00	<3.00	<3.00
Mean		3.6	1310.3	482.0	<<3.96	<5.92	<<9.64	10.40	<<3.05	<<3.00
Minim.		2.0	946.2	440.0	<3.00	<3.00	<3.00	5.00	<3.00	<3.00
Maxim.		5.0	1721.6	530.0	7.00	19.00	<22.00	25.00	4.00	<3.00
St.dev		0.6	216.6	27.6	~1.06	~3.59	~4.08	3.96	~0.21	~0.00
Count		25	25	25	25	25	25	25	i22	25

Sample.No 01 : Skin with metacercariae of cf. Cryptocotyle lingua
Sample.No 03 : Muscle with signs of inner bleeding
Sample.No 04 : Skin with metacercariae of cf. Cryptocotyle lingua Muscle with signs of inner bleeding
Sample.No 05 : Muscle with signs of inner bleeding
Sample.No 06 : Skin with metacercariae of cf. Cryptocotyle lingua Muscle with signs of inner bleeding
Sample.No 07 : Skin with metacercariae of cf. Cryptocotyle lingua Muscle with signs of inner bleeding
Sample.No 08 : Skin with metacercariae of cf. Cryptocotyle lingua
Sample.No 10 : Muscle with signs of inner bleeding
Sample.No 11 : Muscle with signs of inner bleeding
Sample.No 12 : Skin with metacercariae of cf. Cryptocotyle lingua Muscle with signs of inner bleeding
Sample.No 13 : Muscle with signs of inner bleeding
Sample.No 14 : Skin with metacercariae of cf. Cryptocotyle lingua
Sample.No 16 : Skin with metacercariae of cf. Cryptocotyle lingua Muscle with signs of inner bleeding
Sample.No 17 : Muscle with signs of inner bleeding
Sample.No 18 : Skin with metacercariae of cf. Cryptocotyle lingua Muscle with signs of inner bleeding
Sample.No 19 : Skin with metacercariae of cf. Cryptocotyle lingua
Sample.No 20 : Muscle with signs of inner bleeding
Sample.No 21 : Muscle with signs of inner bleeding
Sample.No 22 : Skin with metacercariae of cf. Cryptocotyle lingua Muscle with signs of inner bleeding
Sample.No 23 : Skin with metacercariae of cf. Cryptocotyle lingua Muscle with signs of inner bleeding
Sample.No 24 : Muscle with signs of inner bleeding Skin with metacercariae of cf. Cryptocotyle lingua

Species : GADU MOR, Gadus morhua, GB: Cod, N: Torsk.
Sample.area: J62 Hardangerfjorden, Tissue : LIVER.
Locality : 67B Strandebarm, Latitude: 60°16.00N, Longitude: 06°02.00E.
Catch,date : 1996-0817, Count: 25, Sample type: Individual.

. Analytical Lab. =>								NIVA	NIVA	NIVA	NIVA	NIVA	NIVA	NIVA	NIVA	NIVA	NIVA	NIVA	Σ(*)	Σ(*)	NIVA	NIVA	NIVA
. Analysis Code. =>								312	311	312	311	340	340	340	340	340	340	340	340	340	340	340	340
Detection Limit =>								0.050	0.010	0.030	1.00	3.00	3.00	3.00	3.00	3.00	3.00	3.00	!	!	4.00	0.05	3.00
Samp/ Repl. no.	Sex F/M	Age year	Wght g	Lngt mm	Mean Weight g	Dry %	Fat %	Cd ppm w.wt	Cu ppm w.wt	Pb ppm w.wt	Zn ppm w.wt	CB28 ppb w.wt	CB52 ppb w.wt	CB101 ppb w.wt	CB105 ppb w.wt	CB118 ppb w.wt	CB138 ppb w.wt	CB153 ppb w.wt	CB156 ppb w.wt	CB180 ppb w.wt	CB209 ppb w.wt	CB_Σ7 ppb w.wt	CB_ΣΣ ppb w.wt	DDEPP ppb w.wt	DDTPP ppb w.wt	TDEPP ppb w.wt
01/ 1	F	2.5	161.0	260.0	2.1	58.00	.	0.118	6.600	<.040	39.00	.	.	.	.	.	.	.	.	.	.	.	.	.	.	.
02/ 1	M	2.5	161.3	270.0	1.6	37.50	.	0.579	13.500	<.100	64.50	.	.	.	.	.	.	.	.	.	.	.	.	.	.	.
03/ 1		3.0	177.0	270.0	1.3	23.30	.	0.310	6.710	0.140	45.90	.	.	.	.	.	.	.	.	.	.	.	.	.	.	.
04/ 1		2.5	177.6	275.0	1.8	21.70	.	0.412	7.130	0.390	56.90	.	.	.	.	.	.	.	.	.	.	.	.	.	.	.
05/ 1	F	2.5	183.6	280.0	1.5	23.70	.	0.238	3.690	<.050	41.20	.	.	.	.	.	.	.	.	.	.	.	.	.	.	.
06/ 1	F	3.5	206.4	285.0	3.4	41.80	.	0.092	4.240	<.040	31.90	.	.	.	.	.	.	.	.	.	.	.	.	.	.	.
07/ 1	F	3.5	227.0	300.0	3.3	43.50	.	0.096	5.450	0.080	37.00	.	.	.	.	.	.	.	.	.	.	.	.	.	.	.
08/ 1	F	2.5	243.0	305.0	2.5	27.30	.	0.226	12.800	0.070	48.50	.	.	.	.	.	.	.	.	.	.	.	.	.	.	.
09/ 1	F	4.0	303.3	320.0	2.4	26.40	.	0.203	5.940	0.080	45.40	.	.	.	.	.	.	.	.	.	.	.	.	.	.	.
10/ 1	F	3.5	340.1	325.0	5.8	58.10	.	0.214	35.300	<.030	40.00	.	.	.	.	.	.	.	.	.	.	.	.	.	.	.
11/ 1	M	4.0	336.0	330.0	3.8	39.80	.	0.175	2.270	<.040	36.80	.	.	.	.	.	.	.	.	.	.	.	.	.	.	.
12/ 1	F	4.0	289.4	335.0	2.5	26.10	.	0.127	22.000	<.070	51.70	.	.	.	.	.	.	.	.	.	.	.	.	.	.	.
13/ 1	F	3.5	383.6	335.0	3.7	17.80	.	0.199	3.910	0.180	31.40	.	.	.	.	.	.	.	.	.	.	.	.	.	.	.
14/ 1	F	3.5	403.3	350.0	8.0	55.60	.	0.163	15.000	<.030	30.00	.	.	.	.	.	.	.	.	.	.	.	.	.	.	.
15/ 1	F	3.5	388.4	355.0	3.3	21.70	.	0.186	9.720	0.100	43.50	.	.	.	.	.	.	.	.	.	.	.	.	.	.	.
16/ 1	M	3.5	422.8	360.0	7.3	48.10	.	0.052	8.120	<.030	24.90	.	.	.	.	.	.	.	.	.	.	.	.	.	.	.
17/ 1	M	3.5	401.5	360.0	7.1	52.80	.	0.104	5.140	<.030	26.50	.	.	.	.	.	.	.	.	.	.	.	.	.	.	.
18/ 1	F	3.5	432.1	360.0	7.2	35.50	.	0.274	8.540	0.130	27.80	.	.	.	.	.	.	.	.	.	.	.	.	.	.	.
19/ 1	F	3.5	450.6	370.0	11.4	60.30	59.10	0.051	10.800	<.040	25.00	.	.	.	.	.	.	.	.	.	.	.	.	.	.	.
20/ 1	F	3.5	486.3	370.0	15.0	66.70	56.80	0.052	8.910	<.040	18.50	.	.	.	.	.	.	.	.	.	.	.	.	.	.	.
21/ 1	M	3.0	549.1	390.0	15.1	57.40	48.20	0.085	2.610	<.040	19.00	4.00	10.00	51.00	19.00	50.00	110.00	144.00	12.00	40.00	<2.00	409.0	<442.0	627.00	494.00	250.00
22/ 1	F	3.5	820.4	420.0	33.5	65.60	59.10	0.111	8.670	<.040	21.30	3.00	10.00	40.00	12.00	28.00	65.00	86.00	6.00	23.00	<2.00	255.0	<275.0	1150.00	340.00	218.00
23/ 1	M	3.5	751.8	420.0	26.9	64.60	56.80	0.069	8.330	<.040	22.90	2.00	6.00	33.00	12.00	30.00	80.00	118.00	8.00	42.00	<2.00	311.0	<333.0	1180.00	513.00	205.00
24/ 1	F	4.0	1009.2	490.0	23.9	59.70	49.80	0.113	7.170	<.040	30.10	3.00	12.00	57.00	40.00	97.00	161.00	207.00	20.00	78.00	<2.00	615.0	<677.0	1270.00	386.00	226.00
25/ 1	F	4.0	1110.4	500.0	32.7	47.20	36.10	0.290	14.200	<.040	29.60	3.00	10.00	56.00	25.00	70.00	248.00	338.00	31.00	115.00	<2.00	840.0	<898.0	598.00	209.00	178.00
Mean		3.4	416.6	345.4	9.1	43.21	52.27	0.182	9.470	<<.076	35.57	3.00	9.60	47.40	21.60	55.00	132.80	178.60	15.40	59.60	<<2.00	486.0	<<525.0	965.00	388.40	215.40
Minim.		2.5	161.0	260.0	1.3	17.80	36.10	0.051	2.270	<.030	18.50	2.00	6.00	33.00	12.00	28.00	65.00	86.00	6.00	23.00	<2.00	255.0	<275.0	598.00	209.00	178.00
Maxim.		4.0	1110.4	500.0	33.5	66.70	59.10	0.579	35.300	0.390	64.50	4.00	12.00	57.00	40.00	97.00	248.00	338.00	31.00	115.00	<2.00	840.0	<898.0	1270.00	513.00	250.00
St.dev		0.5	257.0	63.5	9.9	16.18	8.35	0.123	6.999	~.076	12.04	0.71	2.19	10.50	11.63	29.02	74.11	99.57	10.24	36.88	~0.00	240.8	~259.1	324.96	123.70	26.57
Count		25	25	25	25	25	7	25	25	25	25	5	5	5	5	5	5	5	5	5	5	5	5	5	5	5

109

Tab.width cont'd **GADU MOR, LI, J62, 67B Strandebarm, 1996-0817.**

. Analytical Lab. =>					Σ(*)	NIVA	NIVA	Σ(*)	NIVA	NIVA	NIVA
. Analysis Code. =>					!	340	340	!	340	340	340
Detection Limit =>					!	3.00	3.00	!	3.00	3.00	3.00
Samp/ Repl. no.	Sex F/M	Age year	Wght g	Lngt mm	DD_Σn ppb w.wt	HCHA ppb w.wt	HCHG ppb w.wt	HC_Σn ppb w.wt	HCB ppb w.wt	QCB ppb w.wt	OCS ppb w.wt
01/ 1	F	2.5	161.0	260.0	.	.	.	.	.	.	.
02/ 1	M	2.5	161.3	270.0	.	.	.	.	.	.	.
03/ 1		3.0	177.0	270.0	.	.	.	.	.	.	.
04/ 1		2.5	177.6	275.0	.	.	.	.	.	.	.
05/ 1	F	2.5	183.6	280.0	.	.	.	.	.	.	.
06/ 1	F	3.5	206.4	285.0	.	.	.	.	.	.	.
07/ 1	F	3.5	227.0	300.0	.	.	.	.	.	.	.
08/ 1	F	2.5	243.0	305.0	.	.	.	.	.	.	.
09/ 1	F	4.0	303.3	320.0	.	.	.	.	.	.	.
10/ 1	F	3.5	340.1	325.0	.	.	.	.	.	.	.
11/ 1	M	4.0	336.0	330.0	.	.	.	.	.	.	.
12/ 1	F	4.0	289.4	335.0	.	.	.	.	.	.	.
13/ 1	F	3.5	383.6	335.0	.	.	.	.	.	.	.
14/ 1	F	3.5	403.3	350.0	.	.	.	.	.	.	.
15/ 1	F	3.5	388.4	355.0	.	.	.	.	.	.	.
16/ 1	M	3.5	422.8	360.0	.	.	.	.	.	.	.
17/ 1	M	3.5	401.5	360.0	.	.	.	.	.	.	.
18/ 1	F	3.5	432.1	360.0	.	.	.	.	.	.	.
19/ 1	F	3.5	450.6	370.0	.	.	.	.	.	.	.
20/ 1	F	3.5	486.3	370.0	.	.	.	.	.	.	.
21/ 1	M	3.0	549.1	390.0	1371.00	4.00	11.00	15.00	9.00	<2.00	<2.00
22/ 1	F	3.5	820.4	420.0	1708.00	5.00	13.00	18.00	8.00	<2.00	<2.00
23/ 1	M	3.5	751.8	420.0	1898.00	5.00	12.00	17.00	8.00	2.00	<2.00
24/ 1	F	4.0	1009.2	490.0	1882.00	5.00	13.00	18.00	7.00	2.00	<2.00
25/ 1	F	4.0	1110.4	500.0	985.00	3.00	9.00	12.00	10.00	6.00	<2.00
Mean		3.4	416.6	345.4	1568.80	4.40	11.60	16.00	8.40	<<2.80	<<2.00
Minim.		2.5	161.0	260.0	985.00	3.00	9.00	12.00	7.00	<2.00	<2.00
Maxim.		4.0	1110.4	500.0	1898.00	5.00	13.00	18.00	10.00	6.00	<2.00
St.dev		0.5	257.0	63.5	389.16	0.89	1.67	2.55	1.14	~1.79	~0.00
Count		25	25	25	5	5	5	5	5	5	5

Sample.No 08 : Skin with ulceration, lymphocytic areas and/or lesions
Sample.No 13 : Fish malodorous
Sample.No 14 : Skin with ulceration, lymphocytic areas and/or lesions
Sample.No 15 : Skin with ulceration, lymphocytic areas and/or lesions
Sample.No 24 : Skin with metacercariae of cf. Cryptocotyle lingua
Sample.No 25 : Skin with ulceration, lymphocytic areas and/or lesions Bacterial fin rot

110

Species : GADU MOR, Gadus morhua, GB: Cod, N: Torsk.
Sample.area: J62 Hardangerfjorden, Tissue : LIVER.
Locality : 67B Strandebarm, Latitude: 60°16.00N, Longitude: 06°02.00E.
Catch,date : 1996-1031, Count: 10, Sample type: Individual.

. Analytical Lab. ⇒						NIVA	NIVA	NIVA	NIVA	NIVA	NIVA	NIVA	NIVA	NIVA	NIVA	NIVA	NIVA	NIVA	NIVA	Σ(*)	Σ(*)	NIVA	NIVA	NIVA
. Analysis Code. ⇒						312	311	312	311	340	340	340	340	340	340	340	340	340	340	!	!	340	340	340
Detection Limit ⇒						0.050	0.010	0.030	1.00	3.00	3.00	3.00	3.00	3.00	3.00	3.00	3.00	3.00	3.00	!	!	4.00	0.05	3.00
Samp/ Repl. no.	Sex F/M	Age year	Wght g	Lngt mm	Mean Weight g	Dry %	Fat %	Cd ppm w.wt	Cu ppm w.wt	Pb ppm w.wt	Zn ppm w.wt	CB28 ppb w.wt	CB52 ppb w.wt	CB101 ppb w.wt	CB105 ppb w.wt	CB118 ppb w.wt	CB138 ppb w.wt	CB153 ppb w.wt	CB156 ppb w.wt	CB180 ppb w.wt	CB209 ppb w.wt	CB_Σ7 ppb w.wt	CB_ΣΣ ppb w.wt	DDEPP ppb w.wt	DDTPP ppb w.wt	TDEPP ppb w.wt
01/ 1	M	4.0	1123.0	450.0	62.5	78.40	74.20	0.025	8.930	<.040	18.50	2.00	6.00	14.00	5.00	10.00	23.00	33.00	3.00	10.00	<2.00	98.0	<108.0	256.00	103.00	57.00
02/ 1	M	4.0	1126.0	460.0	60.1	84.20	78.30	0.024	8.700	<.040	16.70	3.00	12.00	37.00	13.00	33.00	41.00	50.00	5.00	8.00	<2.00	184.0	<204.0	639.00	238.00	84.00
03/ 1	F	3.0	1101.0	470.0	69.8	72.50	65.10	0.022	16.400	<.040	30.70	3.00	7.00	77.00	8.00	17.00	32.00	40.00	3.00	9.00	<2.00	185.0	<198.0	1690.00	716.00	522.00
04/ 1	F	5.0	1506.0	515.0	99.6	73.40	67.00	0.046	2.920	<.040	15.20	3.00	9.00	34.00	15.00	34.00	72.00	92.00	8.00	25.00	<2.00	269.0	<294.0	446.00	152.00	96.00
05/ 1	F	4.5	1465.0	520.0	26.1	48.70	35.90	0.054	6.880	<.030	31.00	3.00	4.00	20.00	15.00	42.00	77.00	116.00	8.00	30.00	<2.00	292.0	<317.0	334.00	80.00	66.00
06/ 1	M	5.0	1459.0	520.0	90.7	74.30	67.80	0.062	5.670	<.040	17.70	2.00	7.00	23.00	8.00	20.00	44.00	66.00	5.00	19.00	<2.00	181.0	<196.0	279.00	91.00	79.00
07/ 1	M	4.0	1697.0	530.0	92.7	59.80	45.70	0.018	5.690	<.030	19.10	<2.00	3.00	10.00	5.00	12.00	22.00	33.00	2.00	8.00	<2.00	<90.0	<97.0	183.00	59.00	38.00
08/ 1	F	5.0	1596.0	545.0	31.6	44.90	29.00	0.094	22.500	<.040	38.20	3.00	6.00	26.00	12.00	27.00	61.00	92.00	8.00	28.00	<2.00	243.0	<265.0	460.00	161.00	122.00
09/ 1	M	7.0	2065.0	680.0	14.4	20.00	4.73	0.980	4.270	1.670	48.70	<2.00	<2.00	9.00	10.00	42.00	106.00	171.00	16.00	100.00	3.00	<430.0	<459.0	318.00	21.00	13.00
10/ 1	M	5.0	3225.0	710.0	110.3	67.10	57.80	0.028	3.020	<.030	18.30	9.00	33.00	74.00	27.00	65.00	106.00	145.00	12.00	44.00	3.00	476.0	518.0	335.00	76.00	115.00
Mean		4.7	1636.3	540.0	65.8	62.33	52.55	0.135	8.498	<<.200	25.41	<3.20	<8.90	32.40	11.80	30.20	58.40	83.80	7.00	28.10	<<2.20	<244.8	<<265.6	494.00	169.70	119.20
Minim.		3.0	1101.0	450.0	14.4	20.00	4.73	0.018	2.920	<.030	15.20	<2.00	<2.00	9.00	5.00	10.00	22.00	33.00	2.00	8.00	<2.00	<90.0	<97.0	183.00	21.00	13.00
Maxim.		7.0	3225.0	710.0	110.3	84.20	78.30	0.980	22.500	1.670	48.70	9.00	33.00	77.00	27.00	65.00	106.00	171.00	16.00	100.00	3.00	476.0	518.0	1690.00	716.00	522.00
St.dev		1.1	632.6	87.8	33.2	19.48	23.39	0.298	6.291	~.517	11.27	~2.10	~8.95	24.53	6.48	16.80	31.37	48.37	4.40	27.93	~0.42	~128.0	~137.9	439.24	201.48	145.39
Count		10	10	10	10	10	10	10	10	10	10	10	10	10	10	10	10	10	10	10	10	10	10	10	10	10

Tab.width cont'd GADU MOR, LI, J62, 67B Strandebarm, 1996-1031.

. Analytical Lab. ⇒					Σ(*)	NIVA	NIVA	Σ(*)	NIVA	NIVA	NIVA
. Analysis Code. ⇒					!	340	340	!	340	340	340
Detection Limit ⇒					!	3.00	3.00	!	3.00	3.00	3.00
Samp/ Repl. no.	Sex F/M	Age year	Wght g	Lngt mm	DD_Σn ppb w.wt	HCHA ppb w.wt	HCHG ppb w.wt	HC_Σn ppb w.wt	HCB ppb w.wt	QCB ppb w.wt	OCS ppb w.wt
01/ 1	M	4.0	1123.0	450.0	416.00	7.00	10.00	17.00	10.00	2.00	<2.00
02/ 1	M	4.0	1126.0	460.0	961.00	8.00	14.00	22.00	7.00	11.00	<2.00
03/ 1	F	3.0	1101.0	470.0	2928.00	6.00	12.00	18.00	7.00	3.00	<2.00
04/ 1	F	5.0	1506.0	515.0	694.00	5.00	9.00	14.00	8.00	2.00	<2.00
05/ 1	F	4.5	1465.0	520.0	480.00	4.00	9.00	13.00	7.00	<2.00	<2.00
06/ 1	M	5.0	1459.0	520.0	449.00	6.00	10.00	16.00	7.00	2.00	<2.00
07/ 1	M	4.0	1697.0	530.0	280.00	4.00	10.00	14.00	6.00	<2.00	<2.00
08/ 1	F	5.0	1596.0	545.0	743.00	3.00	5.00	8.00	12.00	2.00	<2.00
09/ 1	M	7.0	2065.0	680.0	352.00	<2.00	<2.00	<2.00	<2.00	<2.00	<2.00
10/ 1	M	5.0	3225.0	710.0	526.00	4.00	5.00	9.00	34.00	3.00	2.00
Mean		4.7	1636.3	540.0	782.90	<4.90	<8.60	<13.30	<10.00	<<3.10	<<2.00
Minim.		3.0	1101.0	450.0	280.00	<2.00	<2.00	<2.00	<2.00	<2.00	<2.00
Maxim.		7.0	3225.0	710.0	2928.00	8.00	14.00	22.00	34.00	11.00	2.00
St.dev		1.1	632.6	87.8	780.68	~1.85	~3.60	~5.72	~8.82	~2.81	~0.00
Count		10	10	10	10	10	10	10	10	10	10

Sample.No 01 : Muscle with signs of inner bleeding Signs of mechanical damage (e.g., net wounds)
Sample.No 02 : Signs of mechanical damage (e.g., net wounds)
Sample.No 03 : Muscle with signs of inner bleeding Signs of mechanical damage (e.g., net wounds)
Sample.No 04 : Skin with metacercariae of cf. Cryptocotyle lingua
Sample.No 05 : Skin with metacercariae of cf. Cryptocotyle lingua
Sample.No 06 : Muscle with signs of inner bleeding Signs of mechanical damage (e.g., net wounds)
Sample.No 07 : Skin with metacercariae of cf. Cryptocotyle lingua Muscle with signs of inner bleeding
Sample.No 08 : Skin with metacercariae of cf. Cryptocotyle lingua
Sample.No 09 : Muscle with signs of inner bleeding Skin with ulceration, lymphocytic areas and/or lesions Liver with necrotic areas and/or discolouration
Sample.No 10 : Muscle with signs of inner bleeding Liver and/or intestinal guts with larvae of Anisakis simplex

Species : GADU MOR, Gadus morhua, GB: Cod, N: Torsk.
Sample.area: J62 Hardangerfjorden, Tissue : LIVER.
Locality : 67B Strandebarm, Latitude: 60°16.00N, Longitude: 06°02.00E.
Catch,date : 1997-0930, Count: 25, Sample type: Individual.

. Analytical Lab. =>								NIVA	NIVA	NIVA	NIVA	NIVA	NIVA	NIVA	NIVA	NIVA	NIVA	NIVA	Σ(*)	Σ(*)	NIVA	NIVA	NIVA
. Analysis Code. =>								312	311	312	311	340	340	340	340	340	340	340	340	340	340	340	340
Detection Limit =>							Mean	0.050	5.000	0.040	1.00	3.00	3.00	3.00	3.00	3.00	3.00	3.00	3.00	3.00	4.00	2.00	3.00
Samp/ Repl. no.	Sex F/M	Age year	Wght g	Lngt mm	Weight g	Dry %	Fat %	Cd ppm w.wt	Cu ppm w.wt	Pb ppm w.wt	Zn ppm w.wt	CB28 ppb w.wt	CB52 ppb w.wt	CB101 ppb w.wt	CB105 ppb w.wt	CB118 ppb w.wt	CB138 ppb w.wt	CB153 ppb w.wt	CB156 ppb w.wt	CB180 ppb w.wt	CB209 ppb w.wt	CB_Σ7 ppb w.wt	CB_ΣΣ ppb w.wt	DDEPP ppb w.wt	DDTPP ppb w.wt	TDEPP ppb w.wt
01/ 1	M	5.0	247.6	305.0	1.9	47.70	.	0.144	18.900	0.120	84.90	.	.	.	.	.	.	.	.	.	.	.	.	.	.	.
02/ 1	M	5.0	287.6	320.0	1.8	27.90	.	0.533	39.400	<.070	74.50	.	.	.	.	.	.	.	.	.	.	.	.	.	.	.
03/ 1	F	4.0	264.0	325.0	2.1	28.70	.	0.741	14.100	0.240	55.30	.	.	.	.	.	.	.	.	.	.	.	.	.	.	.
04/ 1	F	5.0	314.4	330.0	2.3	28.70	.	0.300	43.100	0.050	71.90	.	.	.	.	.	.	.	.	.	.	.	.	.	.	.
05/ 1	M	4.0	343.7	340.0	3.2	31.60	.	0.377	19.500	0.090	65.40	miss	miss	miss	miss	miss	miss	miss	miss	miss	miss	.	.	miss	.	miss
06/ 1	F	5.0	355.8	345.0	3.8	24.40	.	0.362	10.200	0.120	43.60	miss	miss	miss	miss	miss	miss	miss	miss	miss	miss	.	.	miss	.	miss
07/ 1	M	4.0	354.6	350.0	4.3	49.60	.	0.198	13.800	0.200	46.00	miss	miss	miss	miss	miss	miss	miss	miss	miss	miss	.	.	miss	.	miss
08/ 1	M	4.0	969.2	355.0	3.1	27.30	.	0.511	13.600	s1.810	49.00	miss	miss	miss	miss	miss	miss	miss	miss	miss	miss	.	.	miss	.	miss
09/ 1	F	5.0	330.8	355.0	2.5	33.20	.	0.340	23.000	0.110	57.50	.	.	.	.	.	.	.	.	.	.	.	.	.	.	.
10/ 1	F	4.0	371.5	360.0	2.8	30.40	.	0.849	50.100	0.060	87.90	.	.	.	.	.	.	.	.	.	.	.	.	.	.	.
11/ 1	M	5.0	411.0	365.0	2.9	31.40	.	0.400	18.000	0.110	67.10	miss	miss	miss	miss	miss	miss	miss	miss	miss	miss	.	.	miss	.	miss
12/ 1	M	5.0	485.9	375.0	6.9	53.40	35.40	0.178	22.000	0.130	44.00	20.00	8.00	76.00	375.00	669.00	591.00	551.00	99.00	177.00	<2.00	2092.0	<2568.0	5633.00	.	1780.00
13/ 1	F	5.0	345.3	375.0	2.5	18.10	.	0.306	44.300	0.140	90.60	.	.	.	.	.	.	.	.	.	.	.	.	.	.	.
14/ 1	F	6.0	403.6	380.0	6.1	55.30	.	0.165	29.600	0.090	50.90	miss	miss	miss	miss	miss	miss	miss	miss	miss	miss	.	.	miss	.	miss
15/ 1	M	6.0	385.0	380.0	3.3	27.30	.	0.551	35.900	0.070	57.80	miss	miss	miss	miss	miss	miss	miss	miss	miss	miss	.	.	miss	.	miss
16/ 1	M	5.0	771.6	465.0	5.8	43.40	.	0.336	12.200	0.190	44.80	miss	miss	miss	miss	miss	miss	miss	miss	miss	miss	.	.	miss	.	miss
17/ 1	F	5.0	901.2	470.0	20.6	59.00	47.53	0.115	27.000	0.080	35.20	4.00	5.00	45.00	26.00	63.00	115.00	161.00	17.00	54.00	<2.00	447.0	<492.0	2330.00	.	624.00
18/ 1	M	5.0	822.6	470.0	13.3	54.70	8.94	0.277	18.000	0.040	35.90	<2.00	<2.00	15.00	9.00	20.00	49.00	62.00	7.00	26.00	<2.00	<174.0	<190.0	481.00	.	133.00
19/ 1	M	6.0	909.3	475.0	34.6	64.30	54.96	0.112	8.500	<.040	25.50	4.00	<2.00	48.00	27.00	63.00	121.00	160.00	18.00	51.00	<2.00	<449.0	<494.0	2010.00	.	403.00
20/ 1	F	5.0	932.2	475.0	12.9	42.90	27.45	0.240	18.100	0.100	47.30	4.00	<2.00	73.00	41.00	105.00	221.00	275.00	30.00	98.00	<2.00	<778.0	<849.0	4032.00	.	1165.00
21/ 1	M	6.0	996.3	480.0	28.8	63.50	54.09	0.178	10.800	0.050	24.70	3.00	<2.00	16.00	19.00	39.00	94.00	137.00	15.00	64.00	<2.00	<355.0	<389.0	911.00	580.00	220.00
22/ 1	M	7.0	953.3	490.0	33.0	66.50	60.11	0.094	17.000	<.040	26.70	4.00	<2.00	55.00	35.00	79.00	192.00	249.00	28.00	100.00	<2.00	<681.0	<744.0	1660.00	950.00	419.00
23/ 1	M	6.0	975.4	490.0	27.0	63.80	54.28	0.147	19.000	0.050	30.30	4.00	<2.00	49.00	30.00	70.00	164.00	214.00	23.00	81.00	<2.00	<584.0	<637.0	1469.00	1060.00	285.00
24/ 1	F	6.0	1022.0	515.0	23.5	60.00	48.75	0.232	29.500	0.090	39.50	5.00	<2.00	83.00	42.00	98.00	246.00	314.00	34.00	111.00	<2.00	<859.0	<935.0	2107.00	840.00	722.00
25/ 1	M	7.0	1206.7	515.0	28.2	63.30	49.05	0.177	14.700	0.160	35.10	5.00	<2.00	58.00	35.00	78.00	188.00	252.00	25.00	92.00	<2.00	<675.0	<735.0	2319.00	1300.00	576.00
Mean		5.2	614.4	404.2	11.1	43.86	44.06	0.315	22.812	<.102	51.66	<5.50	<<2.90	51.80	63.90	128.40	198.10	237.50	29.60	85.40	<<2.00	<<709.4	<<803.3	2295.20	946.00	632.70
Minim.		4.0	247.6	305.0	1.8	18.10	8.94	0.094	8.500	<.040	24.70	<2.00	<2.00	15.00	9.00	20.00	49.00	62.00	7.00	26.00	<2.00	<174.0	<190.0	481.00	580.00	133.00
Maxim.		7.0	1206.7	515.0	34.6	66.50	60.11	0.849	50.100	0.240	90.60	20.00	8.00	83.00	375.00	669.00	591.00	551.00	99.00	177.00	<2.00	2092.0	<2568.0	5633.00	1300.00	1780.00
St.dev		0.9	316.3	70.1	11.4	15.65	15.72	0.195	11.628	~.054	19.41	~5.17	~2.02	23.00	109.76	191.60	150.71	133.00	25.65	41.68	~0.00	~527.6	~659.1	1511.78	266.23	500.03
Count		25	25	25	25	25	10	25	25	i24	25	10	10	10	10	10	10	10	10	10	10	10	10	10	5	10

s/q (1) ! Suspect value(s)
i (1) ! Suspect or ambiguous basis-value(s) ignored in statistics.
miss(136) ! Missing value.

112

Tab.width cont'd GADU MOR, LI, J62, 67B Strandebarm, 1997-0930.

. Analytical Lab. =>					Σ(*)	NIVA	NIVA	Σ(*)	NIVA	NIVA	NIVA
. Analysis Code. =>					!	340	340	!	340	340	340
Detection Limit =>					!	0.50	2.00	!	2.00	2.00	2.00
Samp/ Repl. no.	Sex F/M	Age year	Wght g	Lngt mm	DD_Σn ppb w.wt	HCHA ppb w.wt	HCHG ppb w.wt	HC_Σn ppb w.wt	HCB ppb w.wt	QCB ppb w.wt	OCS ppb w.wt
01/ 1	M	5.0	247.6	305.0	.	.	.	.	.	.	.
02/ 1	M	5.0	287.6	320.0	.	.	.	.	.	.	.
03/ 1	F	4.0	264.0	325.0	.	.	.	.	.	.	.
04/ 1	F	5.0	314.4	330.0	.	.	.	.	.	.	.
05/ 1	M	4.0	343.7	340.0	.	miss	miss	.	miss	miss	miss
06/ 1	F	5.0	355.8	345.0	.	miss	miss	.	miss	miss	miss
07/ 1	M	4.0	354.6	350.0	.	miss	miss	.	miss	miss	miss
08/ 1	M	4.0	969.2	355.0	.	miss	miss	.	miss	miss	miss
09/ 1	F	5.0	330.8	355.0	.	.	.	.	.	.	.
10/ 1	F	4.0	371.5	360.0	.	.	.	.	.	.	.
11/ 1	M	5.0	411.0	365.0	.	miss	miss	.	miss	miss	miss
12/ 1	M	5.0	485.9	375.0	7413.00	5.00	9.00	14.00	16.00	3.00	<2.00
13/ 1	F	5.0	345.3	375.0	.	.	.	.	.	.	.
14/ 1	F	6.0	403.6	380.0	.	miss	miss	.	miss	miss	miss
15/ 1	M	6.0	385.0	380.0	.	miss	miss	.	miss	miss	miss
16/ 1	M	5.0	771.6	465.0	.	miss	miss	.	miss	miss	miss
17/ 1	F	5.0	901.2	470.0	2954.00	7.00	12.00	19.00	14.00	10.00	<2.00
18/ 1	M	5.0	822.6	470.0	614.00	<2.00	2.00	<4.00	3.00	<2.00	<2.00
19/ 1	M	6.0	909.3	475.0	2413.00	7.00	12.00	19.00	16.00	12.00	<2.00
20/ 1	F	5.0	932.2	475.0	5197.00	4.00	6.00	10.00	11.00	3.00	<2.00
21/ 1	M	6.0	996.3	480.0	1711.00	7.00	11.00	18.00	15.00	5.00	<2.00
22/ 1	M	7.0	953.3	490.0	3029.00	7.00	13.00	20.00	19.00	9.00	<2.00
23/ 1	M	6.0	975.4	490.0	2814.00	7.00	11.00	18.00	15.00	6.00	<2.00
24/ 1	F	6.0	1022.0	515.0	3669.00	6.00	11.00	17.00	21.00	9.00	<2.00
25/ 1	M	7.0	1206.7	515.0	4195.00	6.00	10.00	16.00	19.00	6.00	<2.00
Mean		5.2	614.4	404.2	3400.90	<5.80	9.70	<15.50	14.90	<6.50	<<2.00
Minim.		4.0	247.6	305.0	614.00	<2.00	2.00	<4.00	3.00	<2.00	<2.00
Maxim.		7.0	1206.7	515.0	7413.00	7.00	13.00	20.00	21.00	12.00	<2.00
St.dev		0.9	316.3	70.1	1894.62	~1.69	3.33	~4.99	5.07	~3.37	~0.00
Count		25	25	25	10	10	10	10	10	10	10

Sample.No 17 : Bacterial fin rot
Sample.No 18 : Bacterial fin rot
Sample.No 19 : Liver with necrotic areas and/or discolouration
Sample.No 22 : Skin with ulceration, lymphocytic areas and/or lesions
Sample.No 24 : Skin with ulceration, lymphocytic areas and/or lesions
Sample.No 25 : Bacterial fin rot

113

Species : GADU MOR, Gadus morhua, GB: Cod, N: Torsk.
Sample.area: J99 Undefined, Tissue : LIVER.
Locality : 23B Karihavet area, Latitude: 59°55.00N, Longitude: 05°07.00E.
Catch,date : 1993-1015, Count: 25, Sample type: Individual.

. Analytical Lab. =>								NIVA	NIVA	NIVA	NIVA	NIVA	NIVA	NIVA	NIVA	NIVA	NIVA	NIVA	NIVA	Σ(*)	Σ(*)	NIVA	NIVA	Σ(*)
. Analysis Code. =>								312	311	312	311	340	340	340	340	340	340	340	340	!	!	340	340	!
Detection Limit =>							Mean	0.050	0.010	0.030	1.00	4.00	4.00	4.00	4.00	4.00	4.00	4.00	4.00	!	!	4.00	4.00	!
Samp/ Repl. no.	Sex F/M	Age year	Wght g	Lngt mm			Weight g	Dry %	Fat %	Cd ppm w.wt	Cu ppm w.wt	Pb ppm w.wt	Zn ppm w.wt	CB28 ppb w.wt	CB52 ppb w.wt	CB101 ppb w.wt	CB105 ppb w.wt	CB118 ppb w.wt	CB138 ppb w.wt	CB153 ppb w.wt	CB156 ppb w.wt	CB180 ppb w.wt	CB209 ppb w.wt	CB_Σ7 ppb w.wt	CB_ΣΣ ppb w.wt	DDEPP ppb w.wt	TDEPP ppb w.wt	DD_Σn ppb w.wt
01/ 1	F	2.0	628.8	380.0			28.3	50.30	33.40	0.011	4.600	<.030	16.50	<4.00	<4.00	<4.00	<4.00	4.00	6.00	16.00	<4.00	5.00	<4.00	<35.0	<35.0	8.00	<4.00	<12.00
02/ 1	F	3.0	627.4	410.0			19.5	57.60	44.00	0.025	3.890	<.030	19.90	<4.00	<4.00	6.00	7.00	18.00	24.00	37.00	<4.00	10.00	<4.00	<99.0	<106.0	18.00	<4.00	<22.00
03/ 1	M	3.0	871.7	410.0			36.0	68.60	59.10	0.014	3.390	<.030	17.90	<4.00	<4.00	13.00	11.00	25.00	30.00	48.00	4.00	12.00	<4.00	<132.0	<147.0	31.00	<4.00	<35.00
04/ 1	F	3.0	841.2	420.0			31.3	65.30	53.70	0.012	4.980	<.030	18.40	<4.00	6.00	16.00	34.00	63.00	44.00	59.00	6.00	18.00	<4.00	<210.0	<250.0	28.00	<4.00	<32.00
05/ 1	F	3.0	885.8	440.0			12.1	43.00	24.20	0.051	14.900	0.030	41.80	<4.00	<4.00	5.00	7.00	19.00	29.00	55.00	4.00	16.00	<4.00	<128.0	<139.0	26.00	<4.00	<30.00
06/ 1		2.0	1010.7	460.0			36.3	66.90	58.70	0.020	5.090	<.030	16.20	12.00	<4.00	9.00	33.00	47.00	32.00	79.00	10.00	29.00	<4.00	<212.0	<255.0	30.00	<4.00	<34.00
07/ 1	M	4.0	1155.0	470.0			34.0	57.60	46.10	0.033	13.900	<.030	27.40	<4.00	8.00	19.00	14.00	32.00	40.00	68.00	5.00	17.00	<4.00	<188.0	<207.0	35.00	<4.00	<39.00
08/ 1		3.0	1137.7	490.0			30.3	56.00	42.30	0.022	13.300	<.030	31.10	<4.00	<4.00	10.00	6.00	17.00	27.00	41.00	<4.00	9.00	<4.00	<108.0	<114.0	33.00	<4.00	<37.00
09/ 1	F	3.0	1234.6	510.0			45.9	62.50	46.60	0.027	7.060	<.030	21.20	<4.00	<4.00	6.00	5.00	13.00	24.00	46.00	<4.00	14.00	<4.00	<107.0	<112.0	23.00	<4.00	<27.00
10/ 1	F	3.0	1384.9	510.0			53.2	54.00	39.50	0.018	4.410	<.030	16.70	<4.00	8.00	33.00	10.00	32.00	50.00	81.00	6.00	19.00	<4.00	<227.0	<243.0	69.00	11.00	80.00
11/ 1	F	3.0	1490.3	530.0			29.9	59.30	48.90	0.041	5.390	<.030	19.10	<4.00	8.00	27.00	11.00	33.00	53.00	83.00	6.00	18.00	<4.00	<226.0	<243.0	59.00	11.00	70.00
12/ 1	M	6.0	1819.1	530.0			45.3	56.90	45.70	0.032	9.010	<.030	31.30	24.00	30.00	49.00	63.00	128.00	103.00	302.00	33.00	127.00	4.00	763.0	863.0	81.00	9.00	90.00
13/ 1	F	2.0	1469.9	540.0			38.3	49.20	35.30	0.017	9.690	<.030	23.30	7.00	17.00	26.00	37.00	70.00	50.00	122.00	15.00	47.00	<4.00	339.0	<395.0	43.00	7.00	50.00
14/ 1	F	3.0	1694.4	540.0			44.5	54.00	40.80	0.025	6.370	<.030	20.10	<4.00	10.00	20.00	14.00	32.00	36.00	63.00	6.00	17.00	<4.00	<182.0	<202.0	37.00	7.00	44.00
15/ 1	F	3.0	1629.9	550.0			32.1	42.80	17.30	0.031	11.300	<.030	30.40	<4.00	5.00	17.00	7.00	22.00	36.00	58.00	4.00	12.00	<4.00	<154.0	<165.0	41.00	4.00	45.00
16/ 1	F	3.0	2324.7	580.0			148.3	73.10	63.40	<.005	8.370	<.030	20.90	<4.00	<4.00	7.00	5.00	14.00	27.00	45.00	<4.00	12.00	<4.00	<109.0	<114.0	19.00	<4.00	<23.00
17/ 1	F	4.0	2253.0	580.0			82.9	56.40	40.30	0.015	4.910	<.030	16.70	<4.00	5.00	15.00	9.00	26.00	40.00	83.00	8.00	28.00	<4.00	<201.0	<218.0	36.00	8.00	44.00
18/ 1	M	4.0	2088.0	590.0			79.1	62.80	53.30	0.020	6.440	<.030	20.80	6.00	10.00	28.00	11.00	29.00	41.00	64.00	5.00	14.00	<4.00	192.0	<212.0	56.00	15.00	71.00
19/ 1	F	4.0	2061.4	630.0			33.2	25.80	7.90	0.066	4.460	0.030	22.30	<4.00	<4.00	11.00	15.00	53.00	116.00	163.00	11.00	56.00	5.00	<403.0	<434.0	80.00	6.00	86.00
20/ 1	F	4.0	3008.8	660.0			73.7	60.10	47.80	0.025	15.400	<.030	33.20	<4.00	<4.00	12.00	11.00	30.00	52.00	103.00	7.00	25.00	<4.00	<226.0	<244.0	45.00	<4.00	<49.00
21/ 1	F	5.0	3700.0	720.0			162.3	55.60	44.90	0.015	8.240	<.030	25.60	<4.00	7.00	26.00	18.00	55.00	88.00	163.00	17.00	60.00	<4.00	<403.0	<438.0	62.00	8.00	70.00
22/ 1	F	4.0	3772.0	730.0			60.8	49.30	38.00	0.058	13.000	<.030	32.00	10.00	35.00	101.00	24.00	81.00	114.00	161.00	12.00	33.00	<4.00	535.0	<575.0	241.00	35.00	276.00
23/ 1	F	5.0	4682.7	770.0			151.0	63.00	57.20	0.036	6.440	<.030	19.80	12.00	34.00	79.00	25.00	72.00	98.00	139.00	11.00	30.00	<4.00	464.0	<504.0	177.00	34.00	211.00
24/ 1	F	5.0	4712.0	800.0			141.8	46.40	32.20	0.116	21.600	<.030	39.50	<4.00	6.00	33.00	19.00	65.00	128.00	211.00	15.00	65.00	<4.00	<512.0	<546.0	427.00	48.00	475.00
25/ 1	F	6.0	5780.0	800.0			166.1	65.10	54.30	0.031	8.000	<.030	21.70	6.00	17.00	51.00	19.00	51.00	79.00	114.00	9.00	26.00	<4.00	344.0	<376.0	155.00	26.00	181.00
Mean		3.6	2090.6	562.0			64.6	56.06	43.00	<.031	8.566	<<.030	24.15	<<5.96	<<9.84	<24.92	<16.76	41.24	54.68	96.16	<8.56	28.76	<<4.04	<<260.0	<<285.5	74.40	<<10.92	<<85.32
Minim.		2.0	627.4	380.0			12.1	25.80	7.90	<.005	3.390	<.030	16.20	<4.00	<4.00	<4.00	<4.00	4.00	6.00	16.00	<4.00	5.00	<4.00	<35.0	<35.0	8.00	<4.00	<12.00
Maxim.		6.0	5780.0	800.0			166.1	73.10	63.40	0.116	21.600	<.030	41.80	24.00	35.00	101.00	63.00	128.00	128.00	302.00	33.00	127.00	5.00	763.0	863.0	427.00	48.00	475.00
St.dev		1.1	1409.6	124.6			48.8	9.98	13.11	~.023	4.563	~.000	7.26	~4.50	~9.49	~23.51	~13.45	27.68	33.92	64.65	~6.45	26.15	~0.20	~171.6	~190.2	91.45	~11.87	~102.82
Count		25	25	25			25	25	25	25	25	25	25	25	25	25	25	25	25	25	25	25	25	25	25	25	25	25

174

Tab.width cont'd **GADU MOR, LI, J99, 23B Karihavet area, 1993-1015.**

Samp/ Repl. no.	Sex F/M	Age year	Wght g	Lngt mm	HCHA ppb w.wt	HCHG ppb w.wt	HC_Σn ppb w.wt	HCB ppb w.wt	QCB ppb w.wt	OCS ppb w.wt
. Analytical Lab. =>					NIVA	NIVA	Σ(*)	NIVA	NIVA	NIVA
. Analysis Code. =>					340	340	!	340	340	340
Detection Limit =>					4.00	4.00	!	4.00	4.00	4.00
01/ 1	F	2.0	628.8	380.0	<4.00	<4.00	<4.00	4.00	<4.00	<4.00
02/ 1	F	3.0	627.4	410.0	<4.00	5.00	<9.00	6.00	<4.00	<4.00
03/ 1	M	3.0	871.7	410.0	6.00	8.00	14.00	10.00	<4.00	<4.00
04/ 1	F	3.0	841.2	420.0	<4.00	5.00	<9.00	9.00	<4.00	<4.00
05/ 1	F	3.0	885.8	440.0	<4.00	<4.00	<4.00	7.00	<4.00	<4.00
06/ 1		2.0	1010.7	460.0	<4.00	6.00	<10.00	20.00	<4.00	<4.00
07/ 1	M	4.0	1155.0	470.0	<4.00	<4.00	<4.00	9.00	<4.00	<4.00
08/ 1		3.0	1137.7	490.0	4.00	5.00	9.00	9.00	<4.00	<4.00
09/ 1	F	3.0	1234.6	510.0	<4.00	5.00	<9.00	10.00	<4.00	<4.00
10/ 1	F	3.0	1384.9	510.0	<4.00	<4.00	<4.00	10.00	<4.00	<4.00
11/ 1	F	3.0	1490.3	530.0	<4.00	<4.00	<4.00	15.00	<4.00	<4.00
12/ 1	M	6.0	1819.1	530.0	<4.00	5.00	<9.00	10.00	<4.00	<4.00
13/ 1	F	2.0	1469.9	540.0	<4.00	4.00	<8.00	9.00	<4.00	<4.00
14/ 1	F	3.0	1694.4	540.0	<4.00	4.00	<8.00	8.00	<4.00	<4.00
15/ 1	F	3.0	1629.9	550.0	<4.00	<4.00	<4.00	7.00	<4.00	<4.00
16/ 1	F	3.0	2324.7	580.0	5.00	7.00	12.00	9.00	<4.00	<4.00
17/ 1	F	4.0	2253.0	580.0	<4.00	4.00	<8.00	9.00	<4.00	<4.00
18/ 1	M	4.0	2088.0	590.0	4.00	7.00	11.00	14.00	<4.00	<4.00
19/ 1	F	4.0	2061.4	630.0	<4.00	<4.00	<4.00	<4.00	<4.00	<4.00
20/ 1	F	4.0	3008.8	660.0	4.00	5.00	9.00	10.00	<4.00	<4.00
21/ 1	F	5.0	3700.0	720.0	<4.00	6.00	<10.00	11.00	<4.00	<4.00
22/ 1	F	4.0	3772.0	730.0	<4.00	4.00	<8.00	21.00	<4.00	<4.00
23/ 1	F	5.0	4682.7	770.0	5.00	6.00	11.00	28.00	<4.00	<4.00
24/ 1	F	5.0	4712.0	800.0	<4.00	4.00	<8.00	8.00	<4.00	<4.00
25/ 1	F	6.0	5780.0	800.0	5.00	6.00	11.00	13.00	<4.00	<4.00
Mean		3.6	2090.6	562.0	<<4.20	<<4.96	<<8.04	<10.80	<<4.00	<<4.00
Minim.		2.0	627.4	380.0	<4.00	<4.00	<4.00	<4.00	<4.00	<4.00
Maxim.		6.0	5780.0	800.0	6.00	8.00	14.00	28.00	<4.00	<4.00
St.dev		1.1	1409.6	124.6	~0.50	~1.17	~2.92	~5.40	~0.00	~0.00
Count		25	25	25	25	25	25	25	25	25

Sample.No 01 : Bacterial fin rot Skin with red film and/or uneven pigmentations
Sample.No 02 : Skin with metacercariae of cf. Cryptocotyle lingua
Sample.No 03 : Skin with metacercariae of cf. Cryptocotyle lingua
Sample.No 04 : Skin with metacercariae of cf. Cryptocotyle lingua
Sample.No 05 : Skin with metacercariae of cf. Cryptocotyle lingua Muscle with signs of inner bleeding
Sample.No 08 : Skin with metacercariae of cf. Cryptocotyle lingua
Sample.No 11 : Bacterial fin rot
Sample.No 12 : Skin with metacercariae of cf. Cryptocotyle lingua
Sample.No 15 : Bacterial fin rot Skin with red film and/or uneven pigmentations
Sample.No 16 : Bacterial fin rot Skin with red film and/or uneven pigmentations
Sample.No 17 : Skin with metacercariae of cf. Cryptocotyle lingua
Sample.No 18 : Skin with red film and/or uneven pigmentations
Sample.No 19 : Bacterial fin rot
Sample.No 20 : Muscle with signs of inner bleeding Skin with red film and/or uneven pigmentations
Sample.No 23 : Bacterial fin rot
Sample.No 24 : Skin with metacercariae of cf. Cryptocotyle lingua Skin with red film and/or uneven pigmentations
Sample.No 25 : Liver and/or intestinal guts with larvae of Anisakis simplex Skin with red film and/or uneven pigmentations

Species : GADU MOR, Gadus morhua, GB: Cod, N: Torsk.
Sample.area: J99 Undefined, Tissue : LIVER.
Locality : 23B Karihavet area, Latitude: 59°55.00N, Longitude: 05°07.00E.
Catch,date : 1994-1000, Count: 25, Sample type: Individual.

. Analytical Lab. ⇒							NIVA	NIVA	NIVA	NIVA	NIVA	NIVA	NIVA	NIVA	NIVA	NIVA	NIVA	NIVA	NIVA	NIVA	Σ(*)	Σ(*)	NIVA	NIVA	Σ(*)
. Analysis Code. ⇒							312	311	312	311	340	340	340	340	340	340	340	340	340	340	!	!	340	340	!
Detection Limit ⇒						Mean	0.050	0.010	0.030	1.00	3.00	3.00	3.00	3.00	3.00	3.00	3.00	3.00	3.00	3.00	!	!	4.00	3.00	!
Samp/ Repl. no.	Sex F/M	Age year	Wght g	Lngt mm		Weight g	Dry %	Fat %	Cd ppm w.wt	Cu ppm w.wt	Pb ppm w.wt	Zn ppm w.wt	CB28 ppb w.wt	CB52 ppb w.wt	CB101 ppb w.wt	CB105 ppb w.wt	CB118 ppb w.wt	CB138 ppb w.wt	CB153 ppb w.wt	CB156 ppb w.wt	CB180 ppb w.wt	CB209 ppb w.wt	CB_Σ7 ppb w.wt	CB_ΣΣ ppb w.wt	DDEPP ppb w.wt	TDEPP ppb w.wt	DD_Σn ppb w.wt
01/ 1	F	2.0	547.3	390.0		15.7	62.60	44.70	0.019	2.500	<.030	14.10	3.00	5.00	10.00	6.00	15.00	28.00	45.00	3.00	13.00	<3.00	119.0	<131.0	32.00	7.00	39.00
02/ 1	F	2.0	572.0	390.0		10.7	33.00	13.10	0.029	3.400	<.030	24.90	<3.00	<3.00	3.00	3.00	11.00	24.00	35.00	<3.00	7.00	<3.00	<83.0	<86.0	22.00	<3.00	<25.00
03/ 1		2.0	756.4	410.0		10.4	22.80	6.30	0.050	10.000	<.030	29.40	<3.00	<3.00	<3.00	<3.00	7.00	14.00	22.00	<3.00	5.00	<3.00	<51.0	<51.0	13.00	<3.00	<16.00
04/ 1	F	2.0	654.8	410.0		16.1	51.50	40.00	0.015	8.500	<.030	23.50	3.00	<3.00	4.00	4.00	13.00	23.00	35.00	<3.00	7.00	<3.00	<88.0	<92.0	28.00	<3.00	<31.00
05/ 1		2.0	871.7	420.0		25.5	60.50	48.70	0.019	6.700	<.030	18.50	<3.00	3.00	6.00	5.00	11.00	22.00	45.00	4.00	18.00	<3.00	<108.0	<117.0	24.00	5.00	29.00
06/ 1	F	2.0	886.3	450.0		12.0	43.20	24.90	0.038	13.600	<.030	31.10	3.00	3.00	10.00	7.00	24.00	50.00	71.00	4.00	13.00	<3.00	174.0	<188.0	54.00	6.00	60.00
07/ 1	F	3.0	1200.2	495.0		52.9	67.20	58.30	0.010	7.100	0.030	18.00	3.00	5.00	11.00	6.00	18.00	29.00	48.00	4.00	14.00	<3.00	128.0	<141.0	28.00	7.00	35.00
08/ 1	F	3.0	1357.0	500.0		62.8	69.60	59.60	0.008	2.100	<.030	13.70	7.00	11.00	18.00	6.00	19.00	28.00	45.00	3.00	14.00	<3.00	142.0	<154.0	43.00	9.00	52.00
09/ 1	F	3.0	1495.6	520.0		31.5	58.70	30.00	0.022	11.600	<.030	25.50	<3.00	4.00	9.00	5.00	15.00	28.00	53.00	4.00	16.00	<3.00	<128.0	<137.0	30.00	4.00	34.00
10/ 1	F	2.0	1558.8	540.0		63.5	71.60	62.20	0.011	6.000	<.030	16.40	4.00	7.00	13.00	5.00	15.00	25.00	34.00	<3.00	9.00	<3.00	107.0	<115.0	31.00	6.00	37.00
11/ 1	F	3.0	1575.2	540.0		63.3	70.70	62.40	0.015	6.600	<.030	21.70	3.00	9.00	19.00	8.00	21.00	37.00	60.00	5.00	20.00	<3.00	169.0	<185.0	48.00	8.00	56.00
12/ 1	F	3.0	1914.5	550.0		47.6	61.40	51.40	0.025	12.300	<.030	25.20	3.00	6.00	14.00	9.00	24.00	41.00	76.00	6.00	24.00	<3.00	188.0	<206.0	54.00	7.00	61.00
13/ 1	F	3.0	1795.5	560.0		69.5	72.30	63.80	0.010	9.000	<.030	18.50	4.00	11.00	30.00	21.00	52.00	81.00	105.00	12.00	27.00	<3.00	310.0	<346.0	52.00	9.00	61.00
14/ 1	F	4.0	1681.0	560.0		56.8	69.80	60.90	0.011	7.500	<.030	18.00	5.00	12.00	23.00	9.00	24.00	40.00	70.00	5.00	21.00	<3.00	195.0	<212.0	55.00	12.00	67.00
15/ 1	F	3.0	2041.9	565.0		93.2	67.40	58.30	0.014	16.700	<.030	23.40	<3.00	3.00	9.00	4.00	13.00	27.00	38.00	3.00	10.00	<3.00	<103.0	<110.0	25.00	3.00	28.00
16/ 1	F	4.0	1500.0	565.0		34.1	57.80	47.50	0.015	8.500	<.030	20.90	3.00	7.00	14.00	8.00	21.00	35.00	78.00	6.00	21.00	<3.00	179.0	<196.0	47.00	7.00	54.00
17/ 1	F	4.0	1906.7	580.0		93.9	75.60	69.60	0.007	6.600	<.030	18.70	4.00	7.00	12.00	6.00	20.00	27.00	37.00	<3.00	12.00	<3.00	119.0	<128.0	35.00	8.00	43.00
18/ 1	F	4.0	2008.0	580.0		138.6	75.70	67.90	0.005	4.400	<.030	14.60	4.00	6.00	9.00	4.00	12.00	19.00	29.00	<3.00	10.00	<3.00	89.0	<96.0	23.00	6.00	29.00
19/ 1	M	4.0	2247.3	600.0		178.9	76.10	61.30	0.004	3.800	<.030	13.70	<3.00	5.00	9.00	4.00	14.00	21.00	39.00	3.00	14.00	<3.00	<105.0	<112.0	23.00	4.00	27.00
20/ 1	F	4.0	2487.0	630.0		166.3	80.50	72.30	0.006	7.000	<.030	17.50	3.00	7.00	9.00	5.00	15.00	20.00	33.00	<3.00	11.00	<3.00	98.0	<106.0	24.00	6.00	30.00
21/ 1	M	5.0	2450.6	650.0		123.7	70.60	62.20	0.015	3.800	<.030	16.30	4.00	10.00	23.00	8.00	24.00	37.00	50.00	3.00	12.00	<3.00	160.0	<174.0	58.00	11.00	69.00
22/ 1	F	5.0	2791.7	650.0		153.6	78.80	71.90	0.008	4.800	<.030	17.20	4.00	8.00	14.00	9.00	27.00	41.00	80.00	6.00	31.00	<3.00	205.0	<223.0	39.00	8.00	47.00
23/ 1	F	4.0	2425.4	660.0		28.8	19.60	5.60	0.056	17.500	<.030	43.10	4.00	8.00	40.00	18.00	67.00	129.00	165.00	12.00	53.00	10.00	466.0	506.0	156.00	28.00	184.00
24/ 1	F	5.0	3082.7	670.0		148.9	76.30	67.50	0.006	11.000	<.030	20.50	miss	11.00	17.00	9.00	53.00	39.00	88.00	9.00	35.00	4.00	243.0	265.0	52.00	7.00	59.00
25/ 1	M	7.0	4120.3	690.0		225.4	72.80	62.90	0.019	22.200	0.080	27.40	miss	9.00	16.00	10.00	43.00	38.00	85.00	9.00	35.00	3.00	226.0	248.0	61.00	9.00	70.00
Mean		3.4	1757.1	543.0		77.0	62.64	50.93	0.017	8.528	<<.032	21.27	<<3.57	<6.64	<13.80	<7.28	23.12	36.12	58.64	<<4.88	18.08	<<3.32	<<159.3	<<173.0	42.28	<7.44	<49.72
Minim.		2.0	547.3	390.0		10.4	19.60	5.60	0.004	2.100	<.030	13.70	<3.00	<3.00	<3.00	<3.00	7.00	14.00	22.00	<3.00	5.00	<3.00	<51.0	<51.0	13.00	<3.00	<16.00
Maxim.		7.0	4120.3	690.0		225.4	80.50	72.30	0.056	22.200	0.080	43.10	7.00	12.00	40.00	21.00	67.00	129.00	165.00	12.00	53.00	10.00	466.0	506.0	156.00	28.00	184.00
St.dev		1.3	856.7	91.3		61.2	16.71	20.06	0.013	4.976	~.010	6.67	~0.95	~2.94	~8.48	~4.24	14.94	23.49	31.02	~2.77	11.09	~1.41	~86.9	~96.0	27.42	~4.93	~32.11
Count		25	25	25		25	25	25	25	25	25	25	23	25	25	25	25	25	25	25	25	25	25	25	25	25	25

miss(4) ! Missing value.

176

Tab.width cont'd GADU MOR, LI, J99, 23B Karihavet area, 1994-1000.

Samp/ Repl. no.	Sex F/M	Age year	Wght g	Lngt mm	HCHA ppb w.wt	HCHG ppb w.wt	HC_Σn ppb w.wt	HCB ppb w.wt	QCB ppb w.wt	OCS ppb w.wt
. Analytical Lab. =>					NIVA	NIVA	Σ(*)	NIVA	NIVA	NIVA
. Analysis Code. =>					340	340	!	340	340	340
Detection Limit =>					3.00	3.00	!	3.00	3.00	3.00
01/ 1	F	2.0	547.3	390.0	5.00	8.00	13.00	7.00	<3.00	<3.00
02/ 1	F	2.0	572.0	390.0	<3.00	<3.00	<3.00	<3.00	<3.00	<3.00
03/ 1		2.0	756.4	410.0	<3.00	<3.00	<3.00	<3.00	<3.00	<3.00
04/ 1	F	2.0	654.8	410.0	4.00	6.00	10.00	8.00	<3.00	<3.00
05/ 1		2.0	871.7	420.0	5.00	8.00	13.00	7.00	<3.00	<3.00
06/ 1	F	2.0	886.3	450.0	3.00	4.00	7.00	6.00	<3.00	<3.00
07/ 1	F	3.0	1200.2	495.0	6.00	9.00	15.00	9.00	<3.00	<3.00
08/ 1	F	3.0	1357.0	500.0	7.00	10.00	17.00	13.00	<3.00	<3.00
09/ 1	F	3.0	1495.6	520.0	3.00	5.00	8.00	6.00	<3.00	<3.00
10/ 1	F	2.0	1558.8	540.0	7.00	11.00	18.00	10.00	<3.00	<3.00
11/ 1	F	3.0	1575.2	540.0	7.00	11.00	18.00	11.00	<3.00	<3.00
12/ 1	F	3.0	1914.5	550.0	6.00	9.00	15.00	11.00	<3.00	<3.00
13/ 1	F	3.0	1795.5	560.0	8.00	12.00	20.00	13.00	<3.00	<3.00
14/ 1	F	4.0	1681.0	560.0	7.00	11.00	18.00	15.00	<3.00	<3.00
15/ 1	F	3.0	2041.9	565.0	6.00	7.00	13.00	5.00	<3.00	<3.00
16/ 1	F	4.0	1500.0	565.0	5.00	6.00	11.00	9.00	<3.00	<3.00
17/ 1	F	4.0	1906.7	580.0	7.00	9.00	16.00	9.00	<3.00	<3.00
18/ 1	F	4.0	2008.0	580.0	7.00	8.00	15.00	5.00	<3.00	<3.00
19/ 1	M	4.0	2247.3	600.0	6.00	8.00	14.00	5.00	<3.00	<3.00
20/ 1	F	4.0	2487.0	630.0	7.00	9.00	16.00	8.00	<3.00	<3.00
21/ 1	M	5.0	2450.6	650.0	6.00	8.00	14.00	8.00	<3.00	<3.00
22/ 1	F	5.0	2791.7	650.0	11.00	11.00	22.00	16.00	<3.00	<3.00
23/ 1	F	4.0	2425.4	660.0	<3.00	<3.00	<3.00	5.00	<3.00	<3.00
24/ 1	F	5.0	3082.7	670.0	miss	9.00	9.00	18.00	8.00	3.00
25/ 1	M	7.0	4120.3	690.0	miss	11.00	11.00	17.00	5.00	<3.00
Mean		3.4	1757.1	543.0	<5.74	<7.96	<12.88	<9.08	<<3.28	<<3.00
Minim.		2.0	547.3	390.0	<3.00	<3.00	<3.00	<3.00	<3.00	<3.00
Maxim.		7.0	4120.3	690.0	11.00	12.00	22.00	18.00	8.00	<3.00
St.dev		1.3	856.7	91.3	~1.98	~2.73	~5.19	~4.26	~1.06	~0.00
Count		25	25	25	23	25	25	25	25	25

Sample.No 01 : Skin with red film and/or uneven pigmentations
Sample.No 02 : Skin with red film and/or uneven pigmentations
Sample.No 03 : Skin with red film and/or uneven pigmentations
Sample.No 04 : Skin with red film and/or uneven pigmentations
Sample.No 05 : Skin with red film and/or uneven pigmentations
Sample.No 06 : Skin with red film and/or uneven pigmentations
Sample.No 07 : Skin with red film and/or uneven pigmentations Skin with metacercariae of cf. Cryptocotyle lingua
Sample.No 08 : Skin with red film and/or uneven pigmentations
Sample.No 09 : Skin with red film and/or uneven pigmentations
Sample.No 11 : Skin with red film and/or uneven pigmentations
Sample.No 12 : Skin with red film and/or uneven pigmentations
Sample.No 13 : Skin with red film and/or uneven pigmentations
Sample.No 14 : Skin with red film and/or uneven pigmentations
Sample.No 15 : Skin with red film and/or uneven pigmentations
Sample.No 16 : Skin with red film and/or uneven pigmentations
Sample.No 17 : Skin with red film and/or uneven pigmentations
Sample.No 18 : Skin with red film and/or uneven pigmentations Skin with metacercariae of cf. Cryptocotyle lingua
Sample.No 20 : Skin with red film and/or uneven pigmentations
Sample.No 22 : Skin with red film and/or uneven pigmentations
Sample.No 23 : Liver with signs of bleeding Liver and/or intestinal guts with larvae of Anisakis simplex

Species : GADU MOR, Gadus morhua, GB: Cod, N: Torsk.
Sample.area: J99 Undefined, Tissue : LIVER.
Locality : 23B Karihavet area, Latitude: 59°55.00N, Longitude: 05°07.00E.
Catch,date : 1995-1201, Count: 25, Sample type: Individual.

. Analytical Lab. =>						NIVA	NIVA	NIVA	NIVA	NIVA	NIVA	NIVA	NIVA	NIVA	NIVA	NIVA	NIVA	NIVA	NIVA	Σ(*)	Σ(*)	NIVA	NIVA	Σ(*)
. Analysis Code. =>						312	311	312	311	340	340	340	340	340	340	340	340	340	340	!	!	340	340	!
Detection Limit =>					Mean	0.050	0.010	0.030	1.00	3.00	3.00	3.00	3.00	3.00	3.00	3.00	3.00	3.00	3.00	!	!	4.00	3.00	!
Samp/ Repl. no.	Sex F/M	Age year	Wght g	Lngt mm	Weight g	Dry %	Fat %	Cd ppm w.wt	Cu ppm w.wt	Pb ppm w.wt	Zn ppm w.wt	CB28 ppb w.wt	CB52 ppb w.wt	CB101 ppb w.wt	CB105 ppb w.wt	CB118 ppb w.wt	CB138 ppb w.wt	CB153 ppb w.wt	CB156 ppb w.wt	CB180 ppb w.wt	CB209 ppb w.wt	CB_Σ7 ppb w.wt	CB_ΣΣ ppb w.wt	DDEPP ppb w.wt	TDEPP ppb w.wt	DD_Σn ppb w.wt
01/ 1	M	3.0	443.0	365.0	7.3	51.40	31.70	0.029	3.200	<.020	22.80	3.00	4.00	5.00	10.00	31.00	54.00	94.00	6.00	26.00	<3.00	217.0	<236.0	21.00	<3.00	<24.00
02/ 1	M	3.0	577.5	370.0	15.9	56.00	44.20	0.026	5.600	<.020	18.20	<3.00	5.00	6.00	5.00	11.00	18.00	43.00	3.00	12.00	<3.00	<98.0	<106.0	16.00	<3.00	<19.00
03/ 1	M	3.0	650.2	400.0	17.3	52.20	39.20	0.020	11.200	<.020	24.70	<3.00	miss	3.00	5.00	13.00	25.00	45.00	3.00	11.00	<3.00	<100.0	<108.0	11.00	<3.00	<14.00
04/ 1	M	3.0	698.5	400.0	8.0	40.10	21.10	0.044	11.300	<.020	30.70	<3.00	3.00	4.00	6.00	16.00	28.00	64.00	4.00	18.00	<3.00	<136.0	<146.0	17.00	<3.00	<20.00
05/ 1	M	3.0	647.4	400.0	9.7	42.80	25.40	0.130	17.700	<.020	38.50	<3.00	<3.00	3.00	8.00	24.00	40.00	88.00	6.00	27.00	<3.00	<185.0	<199.0	19.00	<3.00	<22.00
06/ 1	M	3.0	651.1	410.0	7.6	29.80	12.00	0.266	9.400	<.020	33.80	<3.00	<3.00	10.00	9.00	28.00	66.00	103.00	6.00	25.00	<3.00	<235.0	<250.0	24.00	<3.00	<27.00
07/ 1	F	3.0	1111.0	480.0	9.8	28.90	6.10	0.089	10.400	<.020	40.90	<3.00	<3.00	3.00	<3.00	8.00	16.00	26.00	<3.00	6.00	<3.00	<62.0	<62.0	10.00	<3.00	<13.00
08/ 1	M	4.0	1111.5	485.0	26.3	44.10	27.40	0.046	5.100	<.020	20.10	<3.00	4.00	17.00	13.00	40.00	75.00	132.00	10.00	41.00	<3.00	<312.0	<335.0	48.00	3.00	51.00
09/ 1	F	4.0	1401.6	500.0	31.6	54.70	41.30	0.023	14.000	<.020	28.10	<3.00	4.00	11.00	7.00	19.00	48.00	75.00	5.00	20.00	<3.00	<180.0	<192.0	23.00	<3.00	<26.00
10/ 1	F	4.0	1071.9	510.0	16.5	38.90	22.30	0.064	2.400	<.020	27.50	<3.00	3.00	16.00	12.00	39.00	72.00	107.00	7.00	28.00	<3.00	<268.0	<287.0	43.00	3.00	46.00
11/ 1	F	4.0	1612.4	525.0	81.8	65.60	55.50	0.007	10.300	<.020	22.70	<3.00	6.00	11.00	5.00	13.00	34.00	48.00	3.00	11.00	<3.00	<126.0	<134.0	16.00	<3.00	<19.00
12/ 1	F	4.0	1447.5	530.0	21.4	27.10	10.80	0.047	30.200	<.020	39.20	<3.00	3.00	10.00	8.00	26.00	57.00	88.00	6.00	26.00	<3.00	<213.0	<227.0	25.00	<3.00	<28.00
13/ 1	F	4.0	1646.6	560.0	52.4	64.60	51.90	0.016	2.700	<.020	17.10	6.00	13.00	35.00	12.00	35.00	59.00	83.00	5.00	17.00	<3.00	248.0	<268.0	58.00	7.00	65.00
14/ 1	F	4.0	1736.5	560.0	36.7	53.10	39.50	0.018	15.100	<.020	33.30	<3.00	4.00	6.00	9.00	20.00	30.00	55.00	5.00	13.00	<3.00	<131.0	<145.0	20.00	<3.00	<23.00
15/ 1	M	4.0	1872.7	560.0	55.7	59.80	50.60	0.027	8.300	<.020	21.20	<3.00	13.00	15.00	11.00	31.00	43.00	103.00	10.00	37.00	3.00	<245.0	<269.0	31.00	<3.00	<34.00
16/ 1	F	4.0	1617.8	565.0	36.0	49.80	36.30	0.068	6.600	<.020	25.10	3.00	7.00	20.00	9.00	24.00	44.00	70.00	5.00	15.00	<3.00	183.0	<200.0	31.00	4.00	35.00
17/ 1	M	4.0	1891.6	565.0	61.9	62.50	57.30	0.007	18.000	<.020	29.30	17.00	16.00	18.00	12.00	33.00	62.00	93.00	7.00	20.00	<3.00	259.0	<281.0	37.00	4.00	41.00
18/ 1	F	4.0	2051.1	570.0	77.2	67.70	57.80	0.019	7.800	<.020	22.90	3.00	5.00	5.00	6.00	16.00	27.00	47.00	4.00	10.00	<3.00	113.0	<126.0	22.00	<3.00	<25.00
19/ 1	M	5.0	2097.4	570.0	65.0	57.30	48.40	0.015	19.500	<.020	33.60	<3.00	5.00	10.00	12.00	31.00	56.00	116.00	9.00	39.00	<3.00	<260.0	<281.0	33.00	3.00	36.00
20/ 1	F	4.0	1985.0	590.0	84.4	63.60	63.50	0.063	4.400	<.020	15.20	4.00	12.00	23.00	8.00	22.00	36.00	54.00	4.00	13.00	<3.00	164.0	<179.0	42.00	7.00	49.00
21/ 1	F	4.0	2341.4	620.0	82.3	64.70	57.10	0.017	14.500	<.020	30.10	3.00	7.00	14.00	9.00	24.00	51.00	75.00	6.00	19.00	<3.00	193.0	<211.0	35.00	<3.00	<38.00
22/ 1	F	5.0	2354.8	630.0	29.4	35.90	19.80	0.091	26.300	<.020	33.60	<3.00	4.00	14.00	8.00	25.00	48.00	75.00	5.00	17.00	<3.00	<186.0	<199.0	38.00	3.00	41.00
23/ 1	M	5.0	4100.0	690.0	242.2	61.20	58.30	0.013	5.900	<.020	17.30	4.00	10.00	24.00	11.00	32.00	64.00	95.00	7.00	25.00	<3.00	254.0	<275.0	46.00	5.00	51.00
24/ 1	M	6.0	4150.0	710.0	279.0	72.90	74.90	0.010	10.000	<.020	22.10	5.00	12.00	22.00	9.00	26.00	49.00	73.00	5.00	18.00	<3.00	205.0	<222.0	32.00	6.00	38.00
25/ 1	M	8.0	5200.0	740.0	535.6	77.20	75.10	0.007	8.900	<.020	19.60	4.00	12.00	22.00	9.00	26.00	46.00	81.00	6.00	23.00	<3.00	214.0	<232.0	39.00	6.00	45.00
Mean		4.1	1778.7	532.2	75.6	52.88	41.10	0.046	11.152	<<.020	26.70	<<3.88	<6.71	13.08	<8.64	24.52	45.92	77.32	<5.60	20.68	<<3.00	<<191.5	<<206.8	29.48	<<3.72	<<33.20
Minim.		3.0	443.0	365.0	7.3	27.10	6.10	0.007	2.400	<.020	15.20	<3.00	<3.00	3.00	<3.00	8.00	16.00	26.00	<3.00	6.00	<3.00	<62.0	<62.0	10.00	<3.00	<13.00
Maxim.		8.0	5200.0	740.0	535.6	77.20	75.10	0.266	30.200	<.020	40.90	17.00	16.00	35.00	13.00	40.00	75.00	132.00	10.00	41.00	<3.00	<312.0	<335.0	58.00	7.00	65.00
St.dev		1.1	1182.1	103.2	116.8	13.87	19.49	0.055	7.040	~.000	7.38	~2.83	~4.11	8.20	~2.64	8.55	16.27	25.61	~1.98	9.12	~0.00	~63.0	~68.2	12.42	~1.34	~13.28
Count		25	25	25	25	25	25	25	25	25	25	25	24	25	25	25	25	25	25	25	25	25	25	25	25	25

miss(1) ! Missing value.

178

Tab.width cont'd **GADU MOR, LI, J99, 23B Karihavet area, 1995-1201.**

. Analytical Lab. =>					NIVA	NIVA	Σ(*)	NIVA	NIVA	NIVA
. Analysis Code. =>					340	340	!	340	340	340
Detection Limit =>					3.00	3.00	!	3.00	3.00	3.00
Samp/ Repl. no.	Sex F/M	Age year	Wght g	Lngt mm	HCHA ppb w.wt	HCHG ppb w.wt	HC_Σn ppb w.wt	HCB ppb w.wt	QCB ppb w.wt	OCS ppb w.wt
01/ 1	M	3.0	443.0	365.0	<3.00	4.00	<7.00	6.00	<3.00	<3.00
02/ 1	M	3.0	577.5	370.0	3.00	6.00	9.00	7.00	<3.00	<3.00
03/ 1	M	3.0	650.2	400.0	3.00	5.00	8.00	5.00	<3.00	<3.00
04/ 1	M	3.0	698.5	400.0	<3.00	3.00	<6.00	6.00	<3.00	<3.00
05/ 1	M	3.0	647.4	400.0	<3.00	4.00	<7.00	4.00	<3.00	<3.00
06/ 1	M	3.0	651.1	410.0	<3.00	<3.00	<3.00	<3.00	<3.00	<3.00
07/ 1	F	3.0	1111.0	480.0	<3.00	<3.00	<3.00	<3.00	<3.00	<3.00
08/ 1	M	4.0	1111.5	485.0	<3.00	3.00	<6.00	5.00	<3.00	<3.00
09/ 1	F	4.0	1401.6	500.0	3.00	5.00	8.00	6.00	<3.00	<3.00
10/ 1	F	4.0	1071.9	510.0	<3.00	3.00	<6.00	5.00	<3.00	<3.00
11/ 1	F	4.0	1612.4	525.0	4.00	8.00	12.00	7.00	<3.00	<3.00
12/ 1	F	4.0	1447.5	530.0	<3.00	<3.00	<3.00	4.00	<3.00	<3.00
13/ 1	F	4.0	1646.6	560.0	4.00	8.00	12.00	12.00	<3.00	<3.00
14/ 1	F	4.0	1736.5	560.0	3.00	5.00	8.00	5.00	<3.00	<3.00
15/ 1	M	4.0	1872.7	560.0	4.00	8.00	12.00	11.00	<3.00	<3.00
16/ 1	F	4.0	1617.8	565.0	<3.00	5.00	<8.00	7.00	<3.00	<3.00
17/ 1	M	4.0	1891.6	565.0	6.00	9.00	15.00	8.00	<3.00	<3.00
18/ 1	F	4.0	2051.1	570.0	5.00	9.00	14.00	10.00	<3.00	<3.00
19/ 1	M	5.0	2097.4	570.0	4.00	7.00	11.00	10.00	<3.00	<3.00
20/ 1	F	4.0	1985.0	590.0	4.00	4.00	8.00	13.00	<3.00	<3.00
21/ 1	F	4.0	2341.4	620.0	5.00	6.00	11.00	11.00	<3.00	<3.00
22/ 1	F	5.0	2354.8	630.0	<3.00	3.00	<6.00	3.00	<3.00	<3.00
23/ 1	M	5.0	4100.0	690.0	4.00	8.00	12.00	6.00	<3.00	<3.00
24/ 1	M	6.0	4150.0	710.0	6.00	9.00	15.00	9.00	<3.00	<3.00
25/ 1	M	8.0	5200.0	740.0	6.00	10.00	16.00	8.00	<3.00	<3.00
Mean		4.1	1778.7	532.2	<<3.76	<5.64	<<9.04	<6.96	<<3.00	<<3.00
Minim.		3.0	443.0	365.0	<3.00	<3.00	<3.00	<3.00	<3.00	<3.00
Maxim.		8.0	5200.0	740.0	6.00	10.00	16.00	13.00	<3.00	<3.00
St.dev		1.1	1182.1	103.2	~1.05	~2.38	~3.80	~2.91	~0.00	~0.00
Count		25	25	25	25	25	25	25	25	25

Sample.No 01 : Skin with red film and/or uneven pigmentations
Sample.No 02 : Skin with red film and/or uneven pigmentations
Sample.No 03 : Skin with red film and/or uneven pigmentations
Sample.No 04 : Skin with red film and/or uneven pigmentations
Sample.No 05 : Skin with red film and/or uneven pigmentations
Sample.No 06 : Skin with red film and/or uneven pigmentations
Sample.No 07 : Skin with red film and/or uneven pigmentations Skin with ulceration, lymphocytic areas and/or lesions
Sample.No 08 : Skin with red film and/or uneven pigmentations
Sample.No 09 : Skin with red film and/or uneven pigmentations
Sample.No 10 : Skin with red film and/or uneven pigmentations Skin with metacercariae of cf. Cryptocotyle lingua
Sample.No 11 : Skin with red film and/or uneven pigmentations
Sample.No 12 : Skin with red film and/or uneven pigmentations Bacterial fin rot
Sample.No 14 : Skin with red film and/or uneven pigmentations
Sample.No 15 : Skin with red film and/or uneven pigmentations
Sample.No 16 : Skin with red film and/or uneven pigmentations Skin with metacercariae of cf. Cryptocotyle lingua
Sample.No 17 : Skin with red film and/or uneven pigmentations Liver and/or intestinal guts with larvae of Anisakis simplex
Sample.No 18 : Skin with red film and/or uneven pigmentations
Sample.No 19 : Skin with red film and/or uneven pigmentations
Sample.No 21 : Liver and/or intestinal guts with larvae of Anisakis simplex
Sample.No 22 : Skin with metacercariae of cf. Cryptocotyle lingua
Sample.No 23 : Skin with red film and/or uneven pigmentations Liver and/or intestinal guts with larvae of Anisakis simplex
Sample.No 24 : Skin with red film and/or uneven pigmentations Skin with metacercariae of cf. Cryptocotyle lingua
Sample.No 25 : Skin with red film and/or uneven pigmentations Liver and/or intestinal guts with larvae of Anisakis simplex

Species : GADU MOR, Gadus morhua, GB: Cod, N: Torsk.
Sample.area: J99 Undefined, Tissue : LIVER.
Locality : 23B Karihavet area, Latitude: 59°55.00N, Longitude: 05°07.00E.
Catch,date : 1996-1120, Count: 25, Sample type: Individual.

. Analytical Lab. ⇒								NIVA	NIVA	NIVA	NIVA	NIVA	NIVA	NIVA	NIVA	NIVA	NIVA	NIVA	NIVA	Σ(*)	Σ(*)	NIVA	NIVA	Σ(*)
. Analysis Code. ⇒								312	311	312	311	340	340	340	340	340	340	340	340	!	!	340	340	!
Detection Limit ⇒							Mean	0.050	0.010	0.030	1.00	3.00	3.00	3.00	3.00	3.00	3.00	3.00	3.00	!	!	4.00	3.00	!
Samp/ Repl. no.	Sex F/M	Age year	Wght g	Lngt mm	Weight g	Dry %	Fat %	Cd ppm w.wt	Cu ppm w.wt	Pb ppm w.wt	Zn ppm w.wt	CB28 ppb w.wt	CB52 ppb w.wt	CB101 ppb w.wt	CB105 ppb w.wt	CB118 ppb w.wt	CB138 ppb w.wt	CB153 ppb w.wt	CB156 ppb w.wt	CB180 ppb w.wt	CB209 ppb w.wt	CB_Σ7 ppb w.wt	CB_ΣΣ ppb w.wt	DDEPP ppb w.wt	TDEPP ppb w.wt	DD_Σn ppb w.wt
01/ 1	M	3.0	607.0	370.0	24.0	58.30	45.10	0.014	1.960	<.030	13.10	3.00	2.00	2.00	4.00	10.00	12.00	30.00	3.00	9.00	<2.00	68.0	<77.0	17.00	4.00	21.00
02/ 1	M	4.0	830.0	420.0	15.5	46.80	31.10	0.031	9.770	<.030	28.80	<2.00	2.00	5.00	7.00	16.00	30.00	58.00	7.00	21.00	<2.00	<134.0	<148.0	38.00	9.00	47.00
03/ 1	M	5.0	1303.0	470.0	26.4	43.20	29.00	0.031	8.520	<.030	26.50	2.00	2.00	5.00	7.00	17.00	30.00	46.00	5.00	13.00	<2.00	115.0	<129.0	45.00	8.00	53.00
04/ 1	F	5.0	1461.0	490.0	26.1	43.90	30.00	0.053	12.000	<.030	29.40	3.00	3.00	9.00	12.00	32.00	53.00	85.00	8.00	23.00	2.00	208.0	230.0	68.00	18.00	86.00
05/ 1	F	4.0	1246.0	490.0	21.5	45.90	30.30	0.070	11.500	<.030	28.40	2.00	2.00	3.00	7.00	21.00	34.00	54.00	5.00	14.00	<2.00	130.0	<144.0	36.00	3.00	39.00
06/ 1	F	4.0	1350.0	490.0	46.0	63.90	59.80	0.013	6.890	<.030	18.60	2.00	5.00	7.00	12.00	24.00	29.00	74.00	10.00	31.00	2.00	172.0	196.0	41.00	9.00	50.00
07/ 1	M	4.5	1403.0	490.0	38.7	56.10	43.70	0.014	11.200	<.030	22.90	2.00	2.00	3.00	4.00	11.00	19.00	31.00	2.00	7.00	<2.00	75.0	<83.0	25.00	4.00	29.00
08/ 1	F	5.0	1531.0	520.0	47.5	56.10	46.10	0.017	8.370	<.030	21.50	2.00	4.00	8.00	8.00	21.00	40.00	60.00	5.00	16.00	<2.00	151.0	<166.0	41.00	8.00	49.00
09/ 1	F	4.0	1597.0	525.0	50.5	65.50	57.70	0.021	18.600	<.040	29.30	2.00	4.00	10.00	9.00	20.00	37.00	73.00	8.00	26.00	<2.00	172.0	<191.0	46.00	8.00	54.00
10/ 1	M	4.0	1696.0	530.0	39.1	46.70	32.60	0.019	14.000	<.040	25.00	2.00	2.00	7.00	11.00	28.00	52.00	92.00	9.00	28.00	<2.00	211.0	<233.0	41.00	10.00	51.00
11/ 1	F	4.0	1793.0	530.0	65.2	66.10	58.20	0.011	16.200	<.040	27.60	2.00	6.00	18.00	12.00	26.00	59.00	82.00	7.00	21.00	<2.00	214.0	<235.0	68.00	13.00	81.00
12/ 1	F	5.0	1799.0	530.0	19.5	19.70	2.84	0.092	30.500	<.030	42.40	<2.00	<2.00	<2.00	3.00	7.00	13.00	20.00	2.00	5.00	<2.00	<47.0	<52.0	11.00	<2.00	<13.00
13/ 1	F	4.0	1580.0	540.0	54.4	66.20	57.90	0.009	16.300	<.040	26.50	5.00	18.00	42.00	39.00	78.00	70.00	83.00	11.00	24.00	<2.00	320.0	<372.0	59.00	16.00	75.00
14/ 1	M	5.0	2054.0	560.0	55.4	62.20	53.20	0.010	8.750	<.030	21.90	2.00	3.00	8.00	7.00	17.00	30.00	57.00	6.00	16.00	<2.00	133.0	<148.0	42.00	9.00	51.00
15/ 1	M	5.0	2033.0	540.0	60.0	61.90	55.90	0.016	19.500	<.030	28.50	3.00	3.00	11.00	11.00	28.00	57.00	80.00	7.00	20.00	<2.00	202.0	<222.0	67.00	11.00	78.00
16/ 1	F	5.0	2180.0	580.0	79.6	70.70	63.40	0.022	9.500	0.030	20.00	3.00	2.00	5.00	8.00	20.00	32.00	58.00	5.00	14.00	<2.00	134.0	<149.0	49.00	5.00	54.00
17/ 1	F	6.0	2979.0	640.0	92.0	58.60	50.20	0.024	3.870	<.030	16.90	7.00	11.00	45.00	25.00	62.00	97.00	139.00	14.00	37.00	2.00	398.0	439.0	148.00	50.00	198.00
18/ 1	F	5.0	4290.0	700.0	290.8	67.20	65.10	0.008	6.100	0.030	23.30	5.00	9.00	25.00	12.00	28.00	54.00	75.00	6.00	19.00	<2.00	215.0	<235.0	67.00	23.00	90.00
19/ 1	F	5.0	4349.0	700.0	331.0	78.90	72.50	0.008	4.500	<.030	18.10	4.00	10.00	26.00	11.00	25.00	46.00	68.00	6.00	17.00	<2.00	196.0	<215.0	42.00	9.00	51.00
20/ 1	M	7.0	5019.0	730.0	350.6	80.10	72.50	0.005	3.500	0.040	15.30	5.00	9.00	25.00	13.00	32.00	55.00	82.00	8.00	40.00	<2.00	248.0	<271.0	77.00	24.00	101.00
21/ 1	F	6.0	4716.0	740.0	452.3	62.70	74.50	0.007	5.370	0.040	16.40	5.00	9.00	23.00	10.00	26.00	40.00	57.00	5.00	13.00	<2.00	173.0	<190.0	60.00	24.00	84.00
22/ 1	M	7.0	4155.0	740.0	188.0	73.00	65.00	0.010	9.600	<.040	21.30	5.00	9.00	30.00	20.00	49.00	88.00	130.00	12.00	39.00	2.00	350.0	384.0	112.00	33.00	145.00
23/ 1	M	7.0	5652.0	750.0	472.7	71.60	64.30	0.006	3.440	<.040	14.40	5.00	8.00	24.00	12.00	31.00	51.00	70.00	5.00	18.00	<2.00	207.0	<226.0	82.00	28.00	110.00
24/ 1	F	6.5	4761.0	790.0	240.6	64.90	56.40	0.010	5.510	<.040	18.20	7.00	12.00	37.00	16.00	40.00	58.00	80.00	7.00	20.00	<2.00	254.0	<279.0	112.00	54.00	166.00
25/ 1	F	8.0	6330.0	800.0	531.3	77.30	71.70	0.010	3.020	<.040	19.00	7.00	13.00	36.00	15.00	39.00	59.00	76.00	6.00	19.00	<2.00	249.0	<272.0	109.00	47.00	156.00
Mean		5.1	2668.6	586.6	144.7	60.30	51.56	0.021	9.939	<<.034	22.93	<3.56	<6.08	<16.64	11.80	28.32	45.80	70.40	6.76	20.40	<<2.00	<191.0	<<211.4	60.12	<17.16	<77.28
Minim.		3.0	607.0	370.0	15.5	19.70	2.84	0.005	1.960	<.030	13.10	<2.00	<2.00	<2.00	3.00	7.00	12.00	20.00	2.00	5.00	<2.00	<47.0	<52.0	11.00	<2.00	<13.00
Maxim.		8.0	6330.0	800.0	531.3	80.10	74.50	0.092	30.500	<.040	42.40	7.00	18.00	45.00	39.00	78.00	97.00	139.00	14.00	40.00	<2.00	398.0	439.0	148.00	54.00	198.00
St.dev		1.2	1678.2	122.2	163.1	13.60	17.59	0.021	6.538	~.005	6.49	~1.78	~4.44	~13.56	7.48	15.94	20.74	26.61	2.88	9.19	~0.00	~83.9	~93.1	32.51	~14.96	~46.76
Count		25	25	25	25	25	25	25	25	25	25	25	25	25	25	25	25	25	25	25	25	25	25	25	25	25

120

Tab.width cont'd **GADU MOR, LI, J99, 23B Karihavet area, 1996-1120.**

. Analytical Lab. =>					NIVA	NIVA	Σ(*)	NIVA	NIVA	NIVA
. Analysis Code. =>					340	340	I	340	340	340
Detection Limit =>					3.00	3.00	I	3.00	3.00	3.00
Samp/ Repl. no.	Sex F/M	Age year	Wght g	Lngt mm	HCHA ppb w.wt	HCHG ppb w.wt	HC_Σn ppb w.wt	HCB ppb w.wt	QCB ppb w.wt	OCS ppb w.wt
01/ 1	M	3.0	607.0	370.0	5.00	15.00	20.00	6.00	<2.00	<2.00
02/ 1	M	4.0	830.0	420.0	3.00	14.00	17.00	7.00	<2.00	<2.00
03/ 1	M	5.0	1303.0	470.0	3.00	11.00	14.00	7.00	<2.00	<2.00
04/ 1	F	5.0	1461.0	490.0	3.00	10.00	13.00	9.00	<2.00	<2.00
05/ 1	F	4.0	1246.0	490.0	3.00	8.00	11.00	7.00	<2.00	<2.00
06/ 1	F	4.0	1350.0	490.0	6.00	13.00	19.00	9.00	<2.00	<2.00
07/ 1	M	4.5	1403.0	490.0	5.00	15.00	20.00	7.00	<2.00	<2.00
08/ 1	F	5.0	1531.0	520.0	5.00	10.00	15.00	7.00	<2.00	<2.00
09/ 1	F	4.0	1597.0	525.0	6.00	16.00	22.00	9.00	<2.00	<2.00
10/ 1	M	4.0	1696.0	530.0	4.00	10.00	14.00	7.00	<2.00	<2.00
11/ 1	F	4.0	1793.0	530.0	6.00	12.00	18.00	10.00	<2.00	<2.00
12/ 1	F	5.0	1799.0	530.0	<2.00	<2.00	<2.00	<2.00	<2.00	<2.00
13/ 1	F	4.0	1580.0	540.0	7.00	16.00	23.00	11.00	<2.00	<2.00
14/ 1	M	5.0	2054.0	560.0	6.00	13.00	19.00	10.00	<2.00	<2.00
15/ 1	M	5.0	2033.0	540.0	6.00	14.00	20.00	11.00	<2.00	<2.00
16/ 1	F	5.0	2180.0	580.0	7.00	15.00	22.00	15.00	<2.00	<2.00
17/ 1	F	6.0	2979.0	640.0	6.00	12.00	18.00	12.00	<2.00	<2.00
18/ 1	F	5.0	4290.0	700.0	7.00	19.00	26.00	14.00	<2.00	<2.00
19/ 1	F	5.0	4349.0	700.0	<2.00	3.00	<5.00	6.00	<2.00	<2.00
20/ 1	M	7.0	5019.0	730.0	8.00	19.00	27.00	13.00	<2.00	<2.00
21/ 1	F	6.0	4716.0	740.0	8.00	17.00	25.00	13.00	<2.00	<2.00
22/ 1	M	7.0	4155.0	740.0	7.00	23.00	30.00	13.00	<2.00	<2.00
23/ 1	M	7.0	5652.0	750.0	7.00	13.00	20.00	10.00	<2.00	<2.00
24/ 1	F	6.5	4761.0	790.0	6.00	12.00	18.00	15.00	<2.00	<2.00
25/ 1	F	8.0	6330.0	800.0	7.00	18.00	25.00	14.00	<2.00	<2.00
Mean		5.1	2668.6	586.6	<5.40	<13.20	<18.52	<9.76	<<2.00	<<2.00
Minim.		3.0	607.0	370.0	<2.00	<2.00	<2.00	<2.00	<2.00	<2.00
Maxim.		8.0	6330.0	800.0	8.00	23.00	30.00	15.00	<2.00	<2.00
St.dev		1.2	1678.2	122.2	~1.83	~4.67	~6.44	~3.33	~0.00	~0.00
Count		25	25	25	25	25	25	25	25	25

Sample.No 01 : Skin with red film and/or uneven pigmentations
Sample.No 02 : Skin with red film and/or uneven pigmentations
Sample.No 03 : Skin with red film and/or uneven pigmentations Muscle with signs of inner bleeding
Sample.No 04 : Skin with red film and/or uneven pigmentations Muscle with signs of inner bleeding
Sample.No 05 : Skin with red film and/or uneven pigmentations Muscle with signs of inner bleeding
Sample.No 06 : Skin with red film and/or uneven pigmentations
Sample.No 07 : Skin with red film and/or uneven pigmentations
Sample.No 08 : Skin with red film and/or uneven pigmentations
Sample.No 09 : Skin with red film and/or uneven pigmentations
Sample.No 10 : Skin with red film and/or uneven pigmentations
Sample.No 11 : Skin with red film and/or uneven pigmentations
Sample.No 12 : Skin with red film and/or uneven pigmentations
Sample.No 13 : Skin with red film and/or uneven pigmentations Skin with metacercariae of cf. Cryptocotyle lingua Muscle with signs of inner bleeding
Sample.No 14 : Skin with red film and/or uneven pigmentations
Sample.No 15 : Skin with red film and/or uneven pigmentations Muscle with signs of inner bleeding
Sample.No 16 : Skin with red film and/or uneven pigmentations Muscle with signs of inner bleeding
Sample.No 17 : Skin with red film and/or uneven pigmentations Liver and/or intestinal guts with larvae of Anisakis simplex
Sample.No 18 : Skin with red film and/or uneven pigmentations
Sample.No 19 : Skin with red film and/or uneven pigmentations Liver and/or intestinal guts with larvae of Anisakis simplex
Sample.No 20 : Skin with metacercariae of cf. Cryptocotyle lingua
Sample.No 21 : Skin with red film and/or uneven pigmentations
Sample.No 22 : Skin with red film and/or uneven pigmentations Bacterial fin rot
Sample.No 23 : Skin with red film and/or uneven pigmentations Liver and/or intestinal guts with larvae of Anisakis simplex Muscle with signs of inner bleeding
Sample.No 24 : Skin with red film and/or uneven pigmentations Liver and/or intestinal guts with larvae of Anisakis simplex Muscle with signs of inner bleeding
Sample.No 25 : Skin with metacercariae of cf. Cryptocotyle lingua Liver and/or intestinal guts with larvae of Anisakis simplex

121

Species : GADU MOR, Gadus morhua, GB: Cod, N: Torsk.
Sample.area: J99 Undefined, Tissue : LIVER.
Locality : 23B Karihavet area, Latitude: 59°55.00N, Longitude: 05°07.00E.
Catch,date : 1997-1003, Count: 25, Sample type: Individual.

. Analytical Lab. =>								NIVA	NIVA	NIVA	NIVA	NIVA	NIVA	NIVA	NIVA	NIVA	NIVA	NIVA	NIVA	Σ(*)	Σ(*)	NIVA	NIVA	Σ(*)
. Analysis Code. =>								312	311	312	311	340	340	340	340	340	340	340	340	!	!	340	340	!
Detection Limit =>								0.050	5.000	0.040	1.00	3.00	3.00	3.00	3.00	3.00	3.00	3.00	3.00	!	!	4.00	3.00	!
Samp/ Repl. no.	Sex F/M	Age year	Wght g	Lngt mm	Mean Weight g	Dry %	Fat %	Cd ppm w.wt	Cu ppm w.wt	Pb ppm w.wt	Zn ppm w.wt	CB28 ppb w.wt	CB52 ppb w.wt	CB101 ppb w.wt	CB105 ppb w.wt	CB118 ppb w.wt	CB138 ppb w.wt	CB153 ppb w.wt	CB156 ppb w.wt	CB180 ppb w.wt	CB209 ppb w.wt	CB_Σ7 ppb w.wt	CB_ΣΣ ppb w.wt	DDEPP ppb w.wt	TDEPP ppb w.wt	DD_Σn ppb w.wt
01/ 1	M	3.0	224.3	290.0	4.7	58.30	48.95	0.026	9.410	<.040	27.00	<0.50	<0.50	1.20	1.20	3.10	6.50	9.80	0.70	2.00	<0.50	<23.1	<25.0	5.50	1.50	7.00
02/ 1	M	3.0	582.9	380.0	11.8	47.30	32.64	0.032	2.400	<.040	22.90	0.90	<0.50	2.60	3.20	9.30	14.70	23.50	1.60	5.70	<0.50	<57.2	<62.0	16.20	2.90	19.10
03/ 1	M	4.0	566.1	390.0	6.7	48.20	28.37	0.059	5.950	<.040	31.10	1.20	<0.50	2.70	4.30	11.10	24.50	37.60	2.90	9.40	<0.50	<87.0	<94.2	20.80	3.50	24.30
04/ 1	F	4.0	602.3	395.0	9.6	58.70	3.34	0.029	6.070	<.040	26.40	<0.50	<0.50	1.50	2.60	6.50	16.00	27.30	2.00	6.40	<0.50	<58.2	<62.8	10.20	2.00	12.20
05/ 1	F	5.0	651.4	420.0	4.8	24.00	3.34	0.054	9.810	<.040	52.10	1.00	<1.00	2.00	4.00	11.00	17.00	32.00	3.00	11.00	<1.00	<75.0	<82.0	24.00	6.00	30.00
06/ 1	M	4.0	687.8	425.0	8.2	37.80	.	0.085	11.300	<.040	38.00	2.00	<1.00	12.00	12.00	35.00	70.00	113.00	10.00	26.00	1.00	<259.0	<282.0	71.00	19.00	90.00
07/ 1	F	5.0	772.3	440.0	6.9	24.00	3.89	0.146	31.200	<.040	48.70	<1.00	<1.00	1.00	2.00	4.00	8.00	12.00	1.00	4.00	<1.00	<30.0	<33.0	6.00	1.00	7.00
08/ 1	M	6.0	852.6	440.0	24.1	59.30	45.17	0.025	4.610	<.040	21.20	1.00	<1.00	5.00	7.00	17.00	35.00	53.00	5.00	13.00	<1.00	<125.0	<137.0	28.00	5.00	33.00
09/ 1	F	5.0	876.0	450.0	13.4	50.20	36.36	0.039	2.910	<.040	25.30	<1.00	<1.00	7.00	7.00	19.00	34.00	52.00	4.00	14.00	<1.00	<127.0	<138.0	34.00	3.00	37.00
10/ 1	M	4.0	1066.7	450.0	41.3	65.80	48.87	0.014	6.330	<.040	20.50	<2.00	<2.00	2.00	5.00	12.00	22.00	35.00	3.00	11.00	<2.00	<84.0	<92.0	21.00	3.00	24.00
11/ 1	M	5.0	917.3	460.0	16.1	48.00	31.58	0.039	4.680	0.100	23.60	2.00	<2.00	9.00	9.00	26.00	64.00	88.00	6.00	18.00	<2.00	<209.0	<224.0	61.00	7.00	68.00
12/ 1	M	5.0	908.8	465.0	15.5	43.40	24.87	0.147	9.830	0.040	40.30	2.00	<2.00	12.00	13.00	40.00	80.00	144.00	11.00	43.00	5.00	<323.0	<352.0	101.00	15.00	116.00
13/ 1	M	6.0	1123.0	480.0	28.4	60.20	46.15	0.018	5.940	<.040	21.80	2.00	<2.00	4.00	7.00	18.00	42.00	59.00	5.00	15.00	<2.00	<142.0	<154.0	34.00	4.00	38.00
14/ 1	F	5.0	1212.4	495.0	28.9	60.40	47.12	0.034	8.960	<.040	23.60	2.00	<2.00	3.00	6.00	16.00	36.00	50.00	4.00	11.00	<2.00	<120.0	<130.0	35.00	3.00	38.00
15/ 1	F	6.0	1389.6	520.0	51.7	61.70	47.33	0.009	4.580	<.040	21.90	<2.00	<2.00	6.00	6.00	12.00	26.00	37.00	4.00	15.00	<2.00	<98.0	<108.0	25.00	5.00	30.00
16/ 1	M	6.0	1522.6	520.0	64.7	58.60	42.23	0.017	3.840	<.040	15.10	<2.00	<2.00	6.00	5.00	13.00	23.00	37.00	3.00	11.00	<2.00	<92.0	<100.0	31.00	8.00	39.00
17/ 1	M	5.0	1457.8	520.0	48.1	56.90	44.28	0.014	9.090	<.040	24.60	<2.00	<2.00	4.00	5.00	12.00	25.00	45.00	3.00	12.00	<2.00	<100.0	<108.0	25.00	4.00	29.00
18/ 1	M	6.0	1441.8	525.0	30.0	54.60	.	0.028	8.560	0.040	30.30	2.00	<2.00	9.00	9.00	24.00	57.00	80.00	5.00	20.00	<2.00	<194.0	<208.0	56.00	8.00	64.00
19/ 1	F	6.0	1498.6	530.0	27.3	48.50	26.10	0.039	14.800	<.040	35.50	<2.00	<2.00	4.00	6.00	14.00	25.00	52.00	5.00	18.00	<2.00	<115.0	<126.0	29.00	6.00	35.00
20/ 1	F	5.0	1268.2	540.0	20.0	48.00	35.06	0.052	76.900	<.040	46.20	4.00	3.00	26.00	15.00	40.00	82.00	138.00	12.00	46.00	3.00	339.0	369.0	105.00	35.00	140.00
21/ 1	F		1699.0	565.0	39.7	60.40	46.77	0.020	11.800	<.040	28.50	15.00	7.00	24.00	28.00	57.00	93.00	151.00	13.00	40.00	<2.00	387.0	<430.0	95.00	27.00	122.00
22/ 1	F	6.0	1645.0	570.0	32.2	63.00	52.10	0.019	15.300	<.040	30.90	2.00	<2.00	10.00	21.00	51.00	88.00	156.00	14.00	42.00	2.00	<351.0	<388.0	58.00	6.00	64.00
23/ 1	F	7.0	1930.9	585.0	28.6	41.20	17.66	0.078	14.600	<.040	39.30	<2.00	<2.00	4.00	8.00	20.00	44.00	82.00	6.00	20.00	<2.00	<172.0	<186.0	33.00	7.00	40.00
24/ 1	F	7.0	2024.2	600.0	67.8	65.20	52.80	0.018	12.400	<.040	27.40	<2.00	<2.00	10.00	9.00	21.00	56.00	72.00	7.00	17.00	<2.00	<178.0	<194.0	37.00	7.00	44.00
25/ 1	M	7.0	3401.7	685.0	91.3	56.40	44.79	0.022	12.900	<.040	33.20	3.00	<2.00	23.00	18.00	47.00	120.00	171.00	13.00	40.00	2.00	<406.0	<439.0	120.00	38.00	158.00
Mean		5.2	1212.9	485.6	28.9	52.00	35.21	0.043	12.167	<<.042	30.22	<<2.28	<<1.80	7.64	8.53	21.56	44.35	70.29	5.77	18.82	<<1.72	<<166.1	<<181.0	43.27	9.08	52.34
Minim.		3.0	224.3	290.0	4.7	24.00	3.34	0.009	2.400	<.040	15.10	<0.50	<0.50	1.00	1.20	3.10	6.50	9.80	0.70	2.00	<0.50	<23.1	<25.0	5.50	1.00	7.00
Maxim.		7.0	3401.7	685.0	91.3	65.80	52.80	0.147	76.900	0.100	52.10	15.00	7.00	26.00	28.00	57.00	120.00	171.00	14.00	46.00	5.00	<406.0	<439.0	120.00	38.00	158.00
St.dev		1.1	649.2	83.9	22.2	11.30	15.69	0.037	14.717	~.012	9.43	~2.76	~1.27	7.12	6.33	14.97	30.22	48.14	4.02	13.09	~0.96	~114.3	~125.2	32.16	10.09	41.52
Count		24	25	25	25	25	23	25	25	25	25	25	25	25	25	25	25	25	25	25	25	25	25	25	25	25

122

Tab.width cont'd **GADU MOR, LI, J99, 23B Karihavet area, 1997-1003.**

Samp/ Repl. no.	Sex F/M	Age year	Wght g	Lngt mm	HCHA ppb w.wt	HCHG ppb w.wt	HC_Σn ppb w.wt	HCB ppb w.wt	QCB ppb w.wt	OCS ppb w.wt
. Analytical Lab. =>					NIVA	NIVA	Σ(*)	NIVA	NIVA	NIVA
. Analysis Code. =>					340	340	!	340	340	340
Detection Limit =>					0.50	2.00	!	2.00	2.00	2.00
01/ 1	M	3.0	224.3	290.0	1.50	3.70	5.20	1.90	<0.50	<0.50
02/ 1	M	3.0	582.9	380.0	1.70	4.20	5.90	2.50	<0.50	<0.50
03/ 1	M	4.0	566.1	390.0	1.20	2.90	4.10	3.90	<0.50	<0.50
04/ 1	F	4.0	602.3	395.0	1.50	3.40	4.90	3.00	0.50	<0.50
05/ 1	F	5.0	651.4	420.0	<1.00	1.00	<2.00	1.00	<1.00	<1.00
06/ 1	M	4.0	687.8	425.0	2.00	6.00	8.00	10.00	<1.00	<1.00
07/ 1	F	5.0	772.3	440.0	<1.00	1.00	<2.00	1.00	<1.00	<1.00
08/ 1	M	6.0	852.6	440.0	5.00	12.00	17.00	10.00	1.00	<1.00
09/ 1	F	5.0	876.0	450.0	<1.00	<1.00	<1.00	5.00	<1.00	<1.00
10/ 1	M	4.0	1066.7	450.0	4.00	10.00	14.00	5.00	<2.00	<2.00
11/ 1	M	5.0	917.3	460.0	3.00	6.00	9.00	6.00	<2.00	<2.00
12/ 1	M	5.0	908.8	465.0	3.00	7.00	10.00	6.00	<2.00	<2.00
13/ 1	M	6.0	1123.0	480.0	5.00	13.00	18.00	9.00	<2.00	<2.00
14/ 1	F	5.0	1212.4	495.0	4.00	12.00	16.00	9.00	<2.00	<2.00
15/ 1	F	6.0	1389.6	520.0	5.00	12.00	17.00	6.00	<2.00	<2.00
16/ 1	M	6.0	1522.6	520.0	4.00	11.00	15.00	8.00	<2.00	<2.00
17/ 1	M	5.0	1457.8	520.0	4.00	11.00	15.00	8.00	<2.00	<2.00
18/ 1	M	6.0	1441.8	525.0	4.00	10.00	14.00	9.00	<2.00	<2.00
19/ 1	F	6.0	1498.6	530.0	3.00	7.00	10.00	5.00	<2.00	<2.00
20/ 1	F	5.0	1268.2	540.0	3.00	8.00	11.00	10.00	<2.00	<2.00
21/ 1	F		1699.0	565.0	5.00	13.00	18.00	10.00	<2.00	<2.00
22/ 1	F	6.0	1645.0	570.0	5.00	13.00	18.00	13.00	<2.00	<2.00
23/ 1	F	7.0	1930.9	585.0	2.00	5.00	7.00	5.00	<2.00	<2.00
24/ 1	F	7.0	2024.2	600.0	6.00	14.00	20.00	9.00	<2.00	<2.00
25/ 1	M	7.0	3401.7	685.0	4.00	12.00	16.00	11.00	<2.00	<2.00
Mean		5.2	1212.9	485.6	<3.20	<7.97	<11.12	6.69	<<1.56	<<1.56
Minim.		3.0	224.3	290.0	<1.00	<1.00	<1.00	1.00	<0.50	<0.50
Maxim.		7.0	3401.7	685.0	6.00	14.00	20.00	13.00	<2.00	<2.00
St.dev		1.1	649.2	83.9	~1.55	~4.32	~5.91	3.33	~0.62	~0.62
Count		24	25	25	25	25	25	25	25	25

Sample.No 01 : Signs of mechanical damage (e.g., net wounds)
Sample.No 02 : Skin with metacercariae of cf. Cryptocotyle lingua Muscle with signs of inner bleeding Skin with ulceration, lymphocytic areas and/or lesions Liver and/or intestinal guts with larvae of Anisakis simplex Signs of mechanical damage (e.g., net wounds)
Sample.No 03 : Liver with necrotic areas and/or discolouration
Sample.No 04 : Liver and/or intestinal guts with larvae of Anisakis simplex
Sample.No 05 : Signs of mechanical damage (e.g., net wounds)
Sample.No 07 : Muscle with signs of inner bleeding
Sample.No 08 : Signs of mechanical damage (e.g., net wounds)
Sample.No 09 : Skin with metacercariae of cf. Cryptocotyle lingua
Sample.No 10 : Skin with metacercariae of cf. Cryptocotyle lingua
Sample.No 12 : Skin with metacercariae of cf. Cryptocotyle lingua Skin and/or oral cavity with caligiform and/or Lernaeopodiform copepods Liver and/or intestinal guts with larvae of Anisakis simplex
Sample.No 13 : Signs of mechanical damage (e.g., net wounds)
Sample.No 14 : Gills with Lernaeocera copepods
Sample.No 15 : Skin with metacercariae of cf. Cryptocotyle lingua
Sample.No 16 : Liver and/or intestinal guts with larvae of Anisakis simplex Signs of mechanical damage (e.g., net wounds)
Sample.No 17 : Liver with necrotic areas and/or discolouration
Sample.No 18 : Skin with ulceration, lymphocytic areas and/or lesions Signs of mechanical damage (e.g., net wounds)
Sample.No 19 : Skin and/or oral cavity with caligiform and/or Lernaeopodiform copepods Liver with necrotic areas and/or discolouration
Sample.No 20 : Liver with necrotic areas and/or discolouration Liver with signs of bleeding
Sample.No 21 : Skin with metacercariae of cf. Cryptocotyle lingua Signs of mechanical damage (e.g., net wounds) otolitt mangler
Sample.No 22 : Skin with metacercariae of cf. Cryptocotyle lingua
Sample.No 23 : Liver and/or intestinal guts with larvae of Anisakis simplex Signs of mechanical damage (e.g., net wounds)
Sample.No 25 : Liver and/or intestinal guts with larvae of Anisakis simplex Liver with signs of bleeding

123

Species : GADU MOR, Gadus morhua, GB: Cod, N: Torsk.
Sample.area: J99 Undefined, Tissue : LIVER.
Locality : 92B Stokken area, Latitude: 64°09.85N, Longitude: 09°53.00E.
Catch,date : 1994-0207, Count: 25, Sample type: Individual.

. Analytical Lab. ⇒							NIVA	NIVA	NIVA	NIVA	NIVA	NIVA	NIVA	NIVA	NIVA	NIVA	NIVA	NIVA	NIVA	NIVA	Σ(*)	Σ(*)	NIVA	NIVA	Σ(*)
. Analysis Code. ⇒							312	311	312	311	340	340	340	340	340	340	340	340	340	340	!	!	340	340	!
Detection Limit ⇒					Mean			0.050	0.010	0.030	1.00	4.00	4.00	4.00	4.00	4.00	4.00	4.00	4.00	4.00	!	!	4.00	4.00	!
Samp/ Repl. no.	Sex F/M	Age year	Wght g	Lngt mm	Weight g	Dry %	Fat %	Cd ppm w.wt	Cu ppm w.wt	Pb ppm w.wt	Zn ppm w.wt	CB28 ppb w.wt	CB52 ppb w.wt	CB101 ppb w.wt	CB105 ppb w.wt	CB118 ppb w.wt	CB138 ppb w.wt	CB153 ppb w.wt	CB156 ppb w.wt	CB180 ppb w.wt	CB209 ppb w.wt	CB_Σ7 ppb w.wt	CB_ΣΣ ppb w.wt	DDEPP ppb w.wt	TDEPP ppb w.wt	DD_Σn ppb w.wt
01/ 1		2.0	730.3	435.0	11.5	32.80	16.40	0.059	13.400	<.020	36.60	<4.00	<4.00	12.00	6.00	19.00	30.00	54.00	4.00	14.00	<4.00	<133.0	<143.0	53.00	8.00	61.00
02/ 1	F	4.0	1244.9	500.0	22.3	44.50	30.50	0.065	4.230	<.020	22.10	<4.00	<4.00	8.00	8.00	21.00	27.00	64.00	5.00	21.00	<4.00	<145.0	<158.0	57.00	11.00	68.00
03/ 1	F	3.0	1460.5	515.0	39.9	53.50	44.10	0.036	4.810	<.020	21.20	<4.00	<4.00	9.00	8.00	21.00	28.00	60.00	5.00	20.00	<4.00	<142.0	<155.0	56.00	10.00	66.00
04/ 1	F	4.0	1503.6	535.0	66.8	47.40	32.90	0.012	3.440	0.020	20.60	<4.00	<4.00	8.00	4.00	9.00	15.00	22.00	<4.00	5.00	<4.00	<63.0	<67.0	23.00	5.00	28.00
05/ 1	M	6.0	1559.9	540.0	71.9	69.00	63.90	0.063	6.250	0.030	14.40	<4.00	6.00	17.00	7.00	19.00	32.00	48.00	4.00	11.00	<4.00	<137.0	<148.0	52.00	10.00	62.00
06/ 1	F	5.0	1660.9	540.0	71.4	53.70	38.30	0.015	5.260	<.020	18.20	<4.00	<4.00	10.00	6.00	16.00	28.00	38.00	<4.00	9.00	<4.00	<105.0	<111.0	33.00	5.00	38.00
07/ 1	F	4.0	1931.3	565.0	157.0	54.10	66.30	0.091	4.600	<.020	13.40	<4.00	4.00	12.00	7.00	16.00	25.00	35.00	<4.00	11.00	<4.00	<107.0	<114.0	47.00	10.00	57.00
08/ 1	F	4.0	1562.2	575.0	40.0	63.50	57.70	0.034	8.920	<.030	19.90	4.00	13.00	40.00	13.00	37.00	52.00	73.00	5.00	16.00	<4.00	235.0	<257.0	90.00	23.00	113.00
09/ 1	M	4.0	2045.9	590.0	47.3	56.00	45.00	0.066	8.410	<.020	26.70	<4.00	4.00	11.00	7.00	19.00	31.00	51.00	4.00	12.00	<4.00	<132.0	<143.0	44.00	7.00	51.00
10/ 1	M	3.0	2119.2	610.0	81.2	63.80	54.50	0.018	7.890	<.030	18.90	<4.00	6.00	16.00	6.00	17.00	26.00	38.00	<4.00	8.00	<4.00	<115.0	<121.0	45.00	11.00	56.00
11/ 1	M	4.0	2453.6	615.0	79.7	72.00	66.20	0.035	9.670	<.020	16.10	5.00	15.00	35.00	11.00	30.00	42.00	57.00	4.00	13.00	<4.00	197.0	<216.0	92.00	19.00	111.00
12/ 1	F	4.0	2339.6	625.0	140.1	65.50	57.10	0.019	6.940	<.020	16.70	<4.00	6.00	16.00	6.00	15.00	23.00	31.00	<4.00	7.00	<4.00	<102.0	<108.0	47.00	13.00	60.00
13/ 1	M	4.0	2306.0	625.0	70.4	73.80	67.30	0.023	7.780	<.020	18.00	<4.00	8.00	25.00	11.00	30.00	43.00	62.00	6.00	16.00	<4.00	<188.0	<205.0	79.00	19.00	98.00
14/ 1	F	6.0	2273.2	635.0	83.8	55.10	42.10	0.038	8.070	<.020	26.50	<4.00	<4.00	12.00	6.00	17.00	27.00	38.00	<4.00	9.00	<4.00	<107.0	<113.0	47.00	7.00	54.00
15/ 1	F	4.0	2265.5	635.0	46.7	56.20	44.70	0.031	12.400	<.030	28.30	4.00	13.00	38.00	13.00	38.00	56.00	81.00	6.00	19.00	<4.00	249.0	<272.0	105.00	26.00	131.00
16/ 1	F	4.0	2468.7	640.0	115.0	57.30	61.60	0.086	8.030	<.030	20.60	<4.00	7.00	19.00	8.00	21.00	27.00	36.00	<4.00	8.00	<4.00	<122.0	<130.0	47.00	11.00	58.00
17/ 1	F	4.0	2641.5	645.0	107.1	53.40	42.30	0.610	6.080	<.030	25.30	<4.00	5.00	19.00	9.00	27.00	43.00	61.00	5.00	15.00	<4.00	<174.0	<188.0	70.00	13.00	83.00
18/ 1	F	5.0	2904.5	655.0	126.7	62.70	51.80	0.022	13.500	0.040	25.10	<4.00	6.00	16.00	6.00	16.00	22.00	36.00	<4.00	9.00	<4.00	<109.0	<115.0	48.00	11.00	59.00
19/ 1	F	5.0	2605.6	660.0	83.8	52.90	40.80	0.144	9.550	0.030	25.10	4.00	14.00	46.00	22.00	60.00	77.00	106.00	11.00	31.00	5.00	338.0	376.0	173.00	31.00	204.00
20/ 1	M	5.0	3066.4	665.0	127.1	74.80	69.50	0.020	8.760	<.030	18.50	8.00	24.00	56.00	15.00	40.00	57.00	78.00	6.00	18.00	<4.00	281.0	<306.0	131.00	32.00	163.00
21/ 1	F	5.0	3577.0	685.0	228.9	57.90	44.70	0.011	4.230	<.030	16.40	<4.00	4.00	11.00	5.00	14.00	23.00	35.00	<4.00	9.00	<4.00	<100.0	<105.0	37.00	6.00	43.00
22/ 1	F	5.0	3819.7	695.0	203.1	65.80	54.10	0.069	9.720	<.020	19.00	<4.00	6.00	17.00	7.00	17.00	26.00	36.00	<4.00	8.00	<4.00	<114.0	<121.0	51.00	11.00	62.00
23/ 1	F	5.0	3433.1	700.0	186.8	73.00	62.20	0.014	6.030	<.030	15.10	<4.00	7.00	20.00	8.00	22.00	31.00	47.00	4.00	12.00	<4.00	<143.0	<155.0	55.00	12.00	67.00
24/ 1	F	5.0	3841.6	710.0	119.6	41.40	23.80	0.085	7.240	<.020	28.50	<4.00	6.00	21.00	9.00	25.00	38.00	57.00	4.00	15.00	<4.00	<166.0	<179.0	75.00	16.00	91.00
25/ 1	M	6.0	3617.1	720.0	100.1	66.40	56.70	0.079	7.370	<.020	23.10	8.00	29.00	107.00	34.00	94.00	158.00	215.00	16.00	55.00	<4.00	666.0	<720.0	337.00	58.00	395.00
Mean		4.4	2377.3	612.6	97.1	58.66	49.38	0.070	7.703	<<.025	21.37	<<4.36	<8.28	24.04	9.68	26.40	39.48	58.36	<<5.16	14.84	<<4.04	<<174.8	<<189.0	75.76	15.40	91.16
Minim.		2.0	730.3	435.0	11.5	32.80	16.40	0.011	3.440	<.020	13.40	<4.00	<4.00	8.00	4.00	9.00	15.00	22.00	<4.00	5.00	<4.00	<63.0	<67.0	23.00	5.00	28.00
Maxim.		6.0	3841.6	720.0	228.9	74.80	69.50	0.610	13.500	0.040	36.60	8.00	29.00	107.00	34.00	94.00	158.00	215.00	16.00	55.00	5.00	666.0	<720.0	337.00	58.00	395.00
St.dev		1.0	843.0	72.2	55.2	10.53	14.17	0.117	2.720	~.006	5.41	~1.11	~6.48	21.45	6.37	17.80	28.33	37.74	~2.70	10.11	~0.20	~120.6	~131.8	63.62	11.62	74.94
Count		25	25	25	25	25	25	25	25	25	25	25	25	25	25	25	25	25	25	25	25	25	25	25	25	25

124

Tab.width cont'd GADU MOR, LI, J99, 92B Stokken area, 1994-0207.

Samp/ Repl. no.	Sex F/M	Age year	Wght g	Lngt mm	HCHA ppb w.wt	HCHG ppb w.wt	HC_Σn ppb w.wt	HCB ppb w.wt	QCB ppb w.wt	OCS ppb w.wt
. Analytical Lab. =>					NIVA	NIVA	Σ(*)	NIVA	NIVA	NIVA
. Analysis Code. =>					340	340	!	340	340	340
Detection Limit =>					4.00	4.00	!	4.00	4.00	4.00
01/ 1		2.0	730.3	435.0	<4.00	<4.00	<4.00	8.00	<4.00	<4.00
02/ 1	F	4.0	1244.9	500.0	<4.00	4.00	<8.00	18.00	<4.00	<4.00
03/ 1	F	3.0	1460.5	515.0	6.00	6.00	12.00	20.00	<4.00	<4.00
04/ 1	F	4.0	1503.6	535.0	<4.00	<4.00	<4.00	10.00	<4.00	<4.00
05/ 1	M	6.0	1559.9	540.0	7.00	9.00	16.00	23.00	<4.00	<4.00
06/ 1	F	5.0	1660.9	540.0	4.00	5.00	9.00	12.00	<4.00	<4.00
07/ 1	F	4.0	1931.3	565.0	7.00	8.00	15.00	15.00	<4.00	<4.00
08/ 1	F	4.0	1562.2	575.0	6.00	8.00	14.00	21.00	<4.00	<4.00
09/ 1	M	4.0	2045.9	590.0	5.00	6.00	11.00	18.00	<4.00	<4.00
10/ 1	M	3.0	2119.2	610.0	6.00	6.00	12.00	16.00	<4.00	<4.00
11/ 1	M	4.0	2453.6	615.0	8.00	9.00	17.00	31.00	<4.00	<4.00
12/ 1	F	4.0	2339.6	625.0	6.00	7.00	13.00	14.00	<4.00	<4.00
13/ 1	M	4.0	2306.0	625.0	7.00	7.00	14.00	22.00	<4.00	<4.00
14/ 1	F	6.0	2273.2	635.0	4.00	5.00	9.00	14.00	<4.00	<4.00
15/ 1	F	4.0	2265.5	635.0	5.00	5.00	10.00	21.00	<4.00	<4.00
16/ 1	F	4.0	2468.7	640.0	6.00	6.00	12.00	15.00	<4.00	<4.00
17/ 1	F	4.0	2641.5	645.0	4.00	5.00	9.00	16.00	<4.00	<4.00
18/ 1	F	5.0	2904.5	655.0	5.00	6.00	11.00	17.00	<4.00	<4.00
19/ 1	F	5.0	2605.6	660.0	4.00	4.00	8.00	17.00	<4.00	<4.00
20/ 1	M	5.0	3066.4	665.0	7.00	8.00	15.00	30.00	<4.00	<4.00
21/ 1	F	5.0	3577.0	685.0	4.00	5.00	9.00	13.00	<4.00	<4.00
22/ 1	F	5.0	3819.7	695.0	6.00	7.00	13.00	11.00	<4.00	<4.00
23/ 1	F	5.0	3433.1	700.0	6.00	7.00	13.00	17.00	<4.00	<4.00
24/ 1	F	5.0	3841.6	710.0	<4.00	<4.00	<4.00	12.00	<4.00	<4.00
25/ 1	M	6.0	3617.1	720.0	5.00	6.00	11.00	29.00	<4.00	<4.00
Mean		4.4	2377.3	612.6	<5.36	<6.04	<10.92	17.60	<<4.00	<<4.00
Minim.		2.0	730.3	435.0	<4.00	<4.00	<4.00	8.00	<4.00	<4.00
Maxim.		6.0	3841.6	720.0	8.00	9.00	17.00	31.00	<4.00	<4.00
St.dev		1.0	843.0	72.2	~1.25	~1.57	~3.58	6.00	~0.00	~0.00
Count		25	25	25	25	25	25	25	25	25

Sample.No 06 : Liver and/or intestinal guts with larvae of Anisakis simplex
Sample.No 07 : Liver and/or intestinal guts with larvae of Anisakis simplex
Sample.No 08 : Skin with metacercariae of cf. Cryptocotyle lingua Liver with signs of bleeding Signs of mechanical damage (e.g., net wounds)
Sample.No 09 : Liver and/or intestinal guts with larvae of Anisakis simplex
Sample.No 10 : Liver and/or intestinal guts with larvae of Anisakis simplex
Sample.No 11 : Liver and/or intestinal guts with larvae of Anisakis simplex
Sample.No 14 : Skin with metacercariae of cf. Cryptocotyle lingua Liver and/or intestinal guts with larvae of Anisakis simplex
Sample.No 15 : Liver with necrotic areas and/or discolouration
Sample.No 17 : Liver and/or intestinal guts with larvae of Anisakis simplex
Sample.No 18 : Liver with signs of bleeding
Sample.No 21 : Liver and/or intestinal guts with larvae of Anisakis simplex Signs of mechanical damage (e.g., net wounds)
Sample.No 22 : Liver and/or intestinal guts with larvae of Anisakis simplex
Sample.No 23 : Liver and/or intestinal guts with larvae of Anisakis simplex
Sample.No 24 : Liver and/or intestinal guts with larvae of Anisakis simplex
Sample.No 25 : Liver and/or intestinal guts with larvae of Anisakis simplex

125

Species : GADU MOR, Gadus morhua, GB: Cod, N: Torsk.
Sample.area: J99 Undefined, Tissue : LIVER.
Locality : 92B Stokken area, Latitude: 64°09.85N, Longitude: 09°53.00E.
Catch,date : 1995-0100, Count: 24, Sample type: Individual.

126

. Analytical Lab. ⇒						NIVA	NIVA	NIVA	NIVA	NIVA	NIVA	NIVA	NIVA	NIVA	NIVA	NIVA	NIVA	NIVA	NIVA	Σ(*)	Σ(*)	NIVA	NIVA	Σ(*)
. Analysis Code. ⇒						312	311	312	311	340	340	340	340	340	340	340	340	340	340	!	!	340	340	!
Detection Limit ⇒					Mean			0.050	0.010	0.030	1.00	3.00	3.00	3.00	3.00	3.00	3.00	3.00	3.00	3.00	!	!	4.00	3.00	!
Samp/ Repl. no.	Sex F/M	Age year	Wght g	Lngt mm	Weight g	Dry %	Fat %	Cd ppm w.wt	Cu ppm w.wt	Pb ppm w.wt	Zn ppm w.wt	CB28 ppb w.wt	CB52 ppb w.wt	CB101 ppb w.wt	CB105 ppb w.wt	CB118 ppb w.wt	CB138 ppb w.wt	CB153 ppb w.wt	CB156 ppb w.wt	CB180 ppb w.wt	CB209 ppb w.wt	CB_Σ7 ppb w.wt	CB_ΣΣ ppb w.wt	DDEPP ppb w.wt	TDEPP ppb w.wt	DD_Σn ppb w.wt
01/ 1	F	2.0	476.1	375.0	8.5	29.50	9.40	0.039	10.600	<.030	29.00	<3.00	<3.00	<3.00	<3.00	s8.00	8.00	17.00	<3.00	s6.00	<3.00	s<42.0	s<42.0	8.00	<3.00	<11.00
02/ 1	F	3.0	1041.4	465.0	18.4	38.30	20.30	0.059	7.500	<.030	28.00	<3.00	<3.00	4.00	3.00	10.00	18.00	40.00	3.00	10.00	<3.00	<85.0	<91.0	21.00	3.00	24.00
03/ 1	M	3.0	1195.5	495.0	15.5	25.50	8.80	0.085	9.600	<.030	37.00	<3.00	3.00	9.00	4.00	12.00	26.00	40.00	3.00	11.00	<3.00	<104.0	<111.0	31.00	5.00	36.00
04/ 1	M	4.0	1229.8	500.0	61.6	65.90	55.00	0.025	3.400	<.030	13.20	3.00	8.00	20.00	7.00	21.00	37.00	52.00	<3.00	16.00	<3.00	157.0	<167.0	64.00	15.00	79.00
05/ 1	F	3.0	1094.1	500.0	33.9	68.50	60.30	0.040	5.600	<.030	14.70	4.00	10.00	18.00	7.00	21.00	38.00	60.00	4.00	19.00	<3.00	170.0	<184.0	64.00	15.00	79.00
06/ 1	F	5.0	1190.7	510.0	53.7	53.10	37.60	0.072	7.600	<.030	27.20	6.00	10.00	23.00	14.00	39.00	64.00	88.00	6.00	21.00	<3.00	251.0	<274.0	59.00	7.00	66.00
07/ 1	M	5.0	1310.0	510.0	39.9	63.50	52.90	0.029	3.100	<.030	19.80	3.00	5.00	11.00	7.00	22.00	35.00	59.00	4.00	17.00	<3.00	152.0	<166.0	49.00	7.00	56.00
08/ 1	F	4.0	1564.5	550.0	53.1	57.70	46.50	0.085	11.100	<.030	22.20	3.00	6.00	15.00	9.00	25.00	39.00	63.00	5.00	16.00	<3.00	167.0	<184.0	51.00	9.00	60.00
09/ 1	M	3.0	1602.6	550.0	36.0	41.90	24.30	0.066	8.200	<.030	25.60	<3.00	5.00	12.00	6.00	16.00	28.00	50.00	4.00	14.00	<3.00	<128.0	<138.0	48.00	10.00	58.00
10/ 1	M	3.0	1662.0	570.0	33.8	55.90	43.70	0.061	9.300	<.030	24.80	3.00	7.00	18.00	10.00	30.00	49.00	89.00	6.00	24.00	<3.00	220.0	<239.0	81.00	15.00	96.00
11/ 1	M	4.0	1844.7	575.0	48.9	64.20	55.10	0.269	9.000	<.030	24.20	5.00	13.00	27.00	9.00	28.00	42.00	65.00	4.00	16.00	<3.00	196.0	<212.0	85.00	21.00	106.00
12/ 1	F	3.0	1762.5	590.0	74.4	71.80	64.70	0.016	4.400	<.030	16.40	5.00	12.00	28.00	11.00	31.00	48.00	66.00	5.00	19.00	<3.00	209.0	<228.0	80.00	17.00	97.00
13/ 1	F	3.0	1819.1	590.0	65.4	49.40	36.30	0.074	9.800	<.030	22.80	3.00	7.00	16.00	6.00	18.00	29.00	42.00	3.00	10.00	<3.00	125.0	<137.0	48.00	9.00	57.00
14/ 1	M	3.0	2638.1	660.0	87.8	68.80	61.80	0.034	8.400	<.030	18.60	7.00	17.00	39.00	15.00	42.00	66.00	98.00	7.00	26.00	<3.00	295.0	<320.0	111.00	24.00	135.00
15/ 1	F	5.0	2614.1	665.0	213.5	71.60	64.50	0.018	1.200	<.030	8.80	<3.00	6.00	9.00	5.00	11.00	16.00	20.00	<3.00	6.00	<3.00	<71.0	<76.0	30.00	8.00	38.00
16/ 1	F	4.0	3064.7	665.0	337.5	76.20	69.90	0.003	1.800	<.030	9.10	<3.00	6.00	11.00	4.00	9.00	15.00	20.00	<3.00	5.00	<3.00	<69.0	<73.0	28.00	8.00	36.00
17/ 1	F	6.0	2763.2	665.0	88.0	64.70	56.50	0.024	6.600	<.030	19.30	4.00	8.00	19.00	15.00	40.00	64.00	99.00	7.00	33.00	<3.00	267.0	<292.0	115.00	16.00	131.00
18/ 1	M	6.0	3155.2	670.0	300.0	85.00	80.10	0.016	2.900	<.030	8.90	<3.00	7.00	14.00	5.00	12.00	19.00	26.00	<3.00	7.00	<3.00	<88.0	<93.0	36.00	10.00	46.00
19/ 1	F	4.0	3270.4	680.0	221.1	67.30	58.90	0.006	5.600	<.030	17.20	3.00	8.00	16.00	6.00	17.00	28.00	36.00	3.00	10.00	<3.00	118.0	<130.0	50.00	11.00	61.00
20/ 1	F	5.0	3546.4	700.0	180.1	61.50	51.90	0.029	4.800	<.030	16.70	3.00	8.00	17.00	7.00	18.00	29.00	39.00	3.00	12.00	<3.00	126.0	<139.0	60.00	13.00	73.00
21/ 1	F	5.0	3990.0	700.0	407.7	72.30	63.30	0.007	2.400	<.030	10.10	<3.00	6.00	10.00	4.00	10.00	14.00	20.00	<3.00	5.00	<3.00	<68.0	<72.0	33.00	11.00	44.00
22/ 1	F	5.0	4810.6	760.0	490.2	79.20	72.10	0.006	2.100	<.030	8.00	3.00	10.00	17.00	6.00	14.00	20.00	26.00	<3.00	6.00	<3.00	96.0	<105.0	49.00	13.00	62.00
23/ 1	F	8.0	5447.0	805.0	315.2	70.90	62.70	0.029	3.700	<.030	15.50	9.00	25.00	78.00	27.00	73.00	109.00	150.00	12.00	42.00	<3.00	486.0	<528.0	283.00	47.00	330.00
24/ 1	F	6.0	5589.6	815.0	226.1	68.60	60.30	0.018	7.100	<.030	16.80	6.00	14.00	34.00	13.00	33.00	53.00	73.00	5.00	19.00	<3.00	232.0	<253.0	116.00	24.00	140.00
Mean		4.3	2445.1	606.9	142.1	61.30	50.70	0.046	6.075	<<.030	18.91	<<3.92	<8.63	<19.50	<8.46	24.00	37.25	55.75	<<4.38	15.83	<<3.00	<<168.7	<<183.1	66.67	<13.38	<80.04
Minim.		2.0	476.1	375.0	8.5	25.50	8.80	0.003	1.200	<.030	8.00	<3.00	<3.00	<3.00	<3.00	9.00	8.00	17.00	<3.00	5.00	<3.00	<68.0	<72.0	8.00	<3.00	<11.00
Maxim.		8.0	5589.6	815.0	490.2	85.00	80.10	0.269	11.100	<.030	37.00	9.00	25.00	78.00	27.00	73.00	109.00	150.00	12.00	42.00	<3.00	486.0	<528.0	283.00	47.00	330.00
St.dev		1.4	1425.2	110.9	139.3	15.07	19.07	0.054	3.054	~.000	7.49	~1.61	~4.94	~15.14	~5.38	14.72	22.57	32.14	~2.10	9.19	~0.00	~96.1	~104.9	54.35	~9.18	~63.19
Count		24	24	24	24	24	24	24	24	24	24	24	24	24	24	24	i23	24	24	24	i23	24	i23	i23	24	24	24

s/q(4) ! Suspect value(s)
i (4) ! Suspect or ambiguous basis-value(s) ignored in statistics.

Tab.width cont'd **GADU MOR, LI, J99, 92B Stokken area, 1995-0100.**

. Analytical Lab. =>					NIVA	NIVA	Σ(*)	NIVA	NIVA	NIVA
. Analysis Code. =>					340	340	!	340	340	340
Detection Limit =>					3.00	3.00	!	3.00	3.00	3.00
Samp/ Repl. no.	Sex F/M	Age year	Wght g	Lngt mm	HCHA ppb w.wt	HCHG ppb w.wt	HC_Σn ppb w.wt	HCB ppb w.wt	QCB ppb w.wt	OCS ppb w.wt
01/ 1	F	2.0	476.1	375.0	<3.00	<3.00	<3.00	<3.00	<3.00	<3.00
02/ 1	F	3.0	1041.4	465.0	<3.00	<3.00	<3.00	6.00	<3.00	<3.00
03/ 1	M	3.0	1195.5	495.0	<3.00	<3.00	<3.00	4.00	<3.00	<3.00
04/ 1	M	4.0	1229.8	500.0	5.00	5.00	10.00	12.00	<3.00	<3.00
05/ 1	F	3.0	1094.1	500.0	6.00	6.00	12.00	15.00	<3.00	<3.00
06/ 1	F	5.0	1190.7	510.0	4.00	4.00	8.00	9.00	<3.00	<3.00
07/ 1	M	5.0	1310.0	510.0	5.00	5.00	10.00	14.00	<3.00	<3.00
08/ 1	F	4.0	1564.5	550.0	5.00	5.00	10.00	13.00	<3.00	<3.00
09/ 1	M	3.0	1602.6	550.0	<3.00	<3.00	<3.00	8.00	<3.00	<3.00
10/ 1	M	3.0	1662.0	570.0	4.00	4.00	8.00	16.00	<3.00	<3.00
11/ 1	M	4.0	1844.7	575.0	6.00	6.00	12.00	18.00	<3.00	<3.00
12/ 1	F	3.0	1762.5	590.0	7.00	7.00	14.00	17.00	<3.00	<3.00
13/ 1	F	3.0	1819.1	590.0	4.00	4.00	8.00	11.00	<3.00	<3.00
14/ 1	M	3.0	2638.1	660.0	6.00	7.00	13.00	23.00	<3.00	<3.00
15/ 1	F	5.0	2614.1	665.0	6.00	7.00	13.00	10.00	<3.00	<3.00
16/ 1	F	4.0	3064.7	665.0	7.00	8.00	15.00	9.00	<3.00	<3.00
17/ 1	F	6.0	2763.2	665.0	6.00	6.00	12.00	15.00	<3.00	<3.00
18/ 1	M	6.0	3155.2	670.0	9.00	9.00	18.00	11.00	<3.00	<3.00
19/ 1	F	4.0	3270.4	680.0	7.00	7.00	14.00	11.00	<3.00	<3.00
20/ 1	F	5.0	3546.4	700.0	6.00	6.00	12.00	11.00	<3.00	<3.00
21/ 1	F	5.0	3990.0	700.0	7.00	7.00	14.00	8.00	<3.00	<3.00
22/ 1	F	5.0	4810.6	760.0	8.00	8.00	16.00	11.00	<3.00	<3.00
23/ 1	F	8.0	5447.0	805.0	7.00	8.00	15.00	23.00	<3.00	<3.00
24/ 1	F	6.0	5589.6	815.0	6.00	7.00	13.00	19.00	<3.00	<3.00
Mean		4.3	2445.1	606.9	<5.54	<5.75	<10.79	<12.38	<<3.00	<<3.00
Minim.		2.0	476.1	375.0	<3.00	<3.00	<3.00	<3.00	<3.00	<3.00
Maxim.		8.0	5589.6	815.0	9.00	9.00	18.00	23.00	<3.00	<3.00
St.dev		1.4	1425.2	110.9	~1.67	~1.82	~4.34	~5.22	~0.00	~0.00
Count		24	24	24	24	24	24	24	24	24

Sample.No 01 : Skin with red film and/or uneven pigmentations
Sample.No 02 : Skin with red film and/or uneven pigmentations Liver and/or intestinal guts with larvae of Anisakis simplex
Sample.No 03 : Skin with red film and/or uneven pigmentations
Sample.No 06 : Muscle with signs of inner bleeding
Sample.No 07 : Liver and/or intestinal guts with larvae of Anisakis simplex
Sample.No 08 : Liver and/or intestinal guts with larvae of Anisakis simplex
Sample.No 09 : Skin with red film and/or uneven pigmentations
Sample.No 10 : Liver and/or intestinal guts with larvae of Anisakis simplex
Sample.No 11 : Muscle with signs of inner bleeding Liver and/or intestinal guts with larvae of Anisakis simplex
Sample.No 12 : Liver and/or intestinal guts with larvae of Anisakis simplex
Sample.No 13 : Liver with necrotic areas and/or discolouration Liver and/or intestinal guts with larvae of Anisakis simplex
Sample.No 14 : Liver and/or intestinal guts with larvae of Anisakis simplex
Sample.No 15 : Skin with metacercariae of cf. Cryptocotyle lingua
Sample.No 16 : Liver and/or intestinal guts with larvae of Anisakis simplex
Sample.No 17 : Liver and/or intestinal guts with larvae of Anisakis simplex
Sample.No 18 : Signs of mechanical damage (e.g., net wounds) Liver and/or intestinal guts with larvae of Anisakis simplex
Sample.No 19 : Skin with metacercariae of cf. Cryptocotyle lingua Liver and/or intestinal guts with larvae of Anisakis simplex
Sample.No 20 : Liver and/or intestinal guts with larvae of Anisakis simplex
Sample.No 21 : Skin with metacercariae of cf. Cryptocotyle lingua
Sample.No 22 : Skin with metacercariae of cf. Cryptocotyle lingua Liver and/or intestinal guts with larvae of Anisakis simplex
Sample.No 23 : Liver and/or intestinal guts with larvae of Anisakis simplex
Sample.No 24 : Liver and/or intestinal guts with larvae of Anisakis simplex

127

Species : GADU MOR, Gadus morhua, GB: Cod, N: Torsk.
Sample.area: J99 Undefined, Tissue : LIVER.
Locality : 92B Stokken area, Latitude: 64°09.85N, Longitude: 09°53.00E.
Catch,date : 1995-1001, Count: 25, Sample type: Individual.

. Analytical Lab. ⇒							NIVA	NIVA	NIVA	NIVA	NIVA	NIVA	NIVA	NIVA	NIVA	NIVA	NIVA	NIVA	NIVA	NIVA	Σ(*)	Σ(*)	NIVA	NIVA	Σ(*)
. Analysis Code. ⇒							312	311	312	311	340	340	340	340	340	340	340	340	340	340	!	!	340	340	!
Detection Limit ⇒					Mean			0.050	0.010	0.030	1.00	3.00	3.00	3.00	3.00	3.00	3.00	3.00	3.00	3.00	!	!	4.00	3.00	!
Samp/ Repl. no.	Sex F/M	Age year	Wght g	Lngt mm	Weight g	Dry %	Fat %	Cd ppm w.wt	Cu ppm w.wt	Pb ppm w.wt	Zn ppm w.wt	CB28 ppb w.wt	CB52 ppb w.wt	CB101 ppb w.wt	CB105 ppb w.wt	CB118 ppb w.wt	CB138 ppb w.wt	CB153 ppb w.wt	CB156 ppb w.wt	CB180 ppb w.wt	CB209 ppb w.wt	CB_Σ7 ppb w.wt	CB_ΣΣ ppb w.wt	DDEPP ppb w.wt	TDEPP ppb w.wt	DD_Σn ppb w.wt
01/ 1	F	2.0	1032.3	490.0	34.9	67.80	53.80	0.035	2.600	<.030	16.90	6.00	17.00	33.00	13.00	35.00	56.00	74.00	6.00	20.00	<3.00	241.0	<263.0	39.00	4.00	43.00
02/ 1	F	3.0	1262.4	520.0	27.9	49.50	34.50	0.070	7.400	<.030	25.00	3.00	6.00	13.00	8.00	27.00	44.00	72.00	5.00	20.00	<3.00	185.0	<201.0	23.00	<3.00	<26.00
03/ 1	F	4.0	1727.1	590.0	119.9	75.60	70.90	0.022	4.300	<.030	11.20	4.00	11.00	17.00	6.00	16.00	26.00	34.00	3.00	9.00	<3.00	117.0	<129.0	20.00	<3.00	<23.00
04/ 1		3.0	2026.8	610.0	116.2	76.00	70.30	0.012	4.300	<.030	17.90	4.00	12.00	21.00	8.00	23.00	35.00	48.00	4.00	11.00	<3.00	154.0	<169.0	26.00	<3.00	<29.00
05/ 1	F	4.0	1997.8	620.0	22.7	27.90	10.60	0.153	11.400	<.030	33.70	4.00	13.00	43.00	16.00	48.00	76.00	112.00	10.00	37.00	3.00	333.0	362.0	62.00	3.00	65.00
06/ 1		3.0	2383.0	620.0	110.3	68.80	60.20	0.021	6.600	<.030	19.80	8.00	19.00	46.00	13.00	44.00	70.00	97.00	7.00	27.00	<3.00	311.0	<334.0	50.00	4.00	54.00
07/ 1	F	5.0	2673.3	620.0	194.8	75.70	68.70	0.022	11.800	<.030	17.00	7.00	22.00	43.00	15.00	45.00	81.00	103.00	9.00	34.00	<3.00	335.0	<362.0	52.00	7.00	59.00
08/ 1	M	5.0	2025.0	620.0	134.1	81.00	74.10	0.090	6.400	<.030	18.10	6.00	15.00	33.00	12.00	32.00	48.00	63.00	5.00	15.00	<3.00	212.0	<232.0	31.00	3.00	34.00
09/ 1	F	5.0	2161.8	640.0	52.5	45.50	31.90	0.035	9.100	<.030	28.20	5.00	8.00	23.00	12.00	37.00	61.00	81.00	6.00	21.00	<3.00	236.0	<257.0	38.00	<3.00	<41.00
10/ 1	F	5.0	2580.2	640.0	94.2	61.80	51.10	0.039	3.500	<.030	21.60	6.00	14.00	42.00	19.00	53.00	87.00	113.00	9.00	33.00	<3.00	348.0	<379.0	56.00	3.00	59.00
11/ 1	F	5.0	2616.7	640.0	33.7	45.90	31.00	0.110	8.200	<.030	32.10	4.00	12.00	81.00	34.00	108.00	185.00	256.00	20.00	77.00	5.00	723.0	782.0	108.00	4.00	112.00
12/ 1	F	5.0	2690.5	650.0	111.5	68.90	60.90	0.035	6.700	<.030	23.90	7.00	15.00	45.00	22.00	63.00	98.00	143.00	11.00	42.00	3.00	413.0	449.0	72.00	5.00	77.00
13/ 1	F	5.0	2514.4	670.0	105.0	67.50	57.90	0.046	12.300	<.030	25.70	10.00	21.00	56.00	21.00	60.00	94.00	128.00	10.00	32.00	<3.00	401.0	<435.0	58.00	5.00	63.00
14/ 1	M	6.0	2353.3	670.0	24.6	28.10	13.00	0.119	16.800	<.030	40.20	8.00	24.00	76.00	28.00	79.00	116.00	162.00	12.00	43.00	<3.00	508.0	<551.0	84.00	5.00	89.00
15/ 1	M	5.0	3088.0	680.0	150.0	67.60	60.00	0.015	2.700	<.030	14.60	6.00	16.00	34.00	14.00	32.00	50.00	66.00	6.00	19.00	<3.00	223.0	<246.0	39.00	5.00	44.00
16/ 1		7.0	3441.8	680.0	109.0	71.30	63.20	0.024	11.700	<.030	25.50	9.00	27.00	81.00	27.00	71.00	107.00	145.00	14.00	41.00	3.00	481.0	525.0	78.00	8.00	86.00
17/ 1	M	7.0	3255.5	680.0	115.3	66.40	56.40	0.015	6.400	<.030	26.60	3.00	10.00	21.00	13.00	37.00	67.00	107.00	7.00	29.00	<3.00	274.0	<297.0	50.00	4.00	54.00
18/ 1	F	6.0	3322.2	700.0	79.8	52.50	41.60	0.022	9.700	<.030	27.90	5.00	17.00	62.00	24.00	71.00	113.00	157.00	13.00	40.00	<3.00	465.0	<505.0	122.00	16.00	138.00
19/ 1	F	6.0	3120.8	720.0	140.5	75.90	69.00	0.019	7.400	<.030	19.50	7.00	20.00	41.00	17.00	38.00	60.00	82.00	7.00	25.00	<3.00	273.0	<300.0	50.00	9.00	59.00
20/ 1	F	6.0	3485.0	720.0	199.4	72.00	62.70	0.020	6.400	<.030	20.80	7.00	19.00	39.00	16.00	37.00	55.00	76.00	6.00	22.00	<3.00	255.0	<280.0	48.00	7.00	55.00
21/ 1	F	6.0	3864.0	740.0	301.8	73.00	65.20	0.013	4.500	<.030	15.40	7.00	19.00	37.00	13.00	32.00	43.00	57.00	5.00	16.00	<3.00	211.0	<232.0	42.00	5.00	47.00
22/ 1	F	7.0	4460.0	760.0	248.5	66.40	58.00	0.011	4.200	<.030	17.00	5.00	17.00	41.00	14.00	44.00	73.00	102.00	8.00	23.00	<3.00	305.0	<330.0	62.00	6.00	68.00
23/ 1	F	6.0	4577.0	820.0	284.1	68.30	62.20	0.015	8.100	<.030	19.80	4.00	266.00	24.00	9.00	25.00	41.00	59.00	5.00	18.00	<3.00	437.0	<454.0	29.00	<3.00	<32.00
24/ 1	F	8.0	6665.0	900.0	291.9	64.50	55.60	0.031	11.500	<.030	24.30	6.00	24.00	73.00	30.00	93.00	157.00	209.00	17.00	58.00	3.00	620.0	670.0	103.00	5.00	108.00
25/ 1	F	9.0	7760.0	950.0	521.7	74.10	63.40	0.013	9.300	<.030	22.90	9.00	30.00	58.00	20.00	57.00	84.00	111.00	8.00	28.00	<3.00	377.0	<408.0	55.00	<3.00	<58.00
Mean		5.3	3083.4	678.0	145.0	63.68	53.85	0.040	7.732	<<.030	22.62	6.00	26.96	43.32	16.96	48.28	77.08	106.28	8.52	29.60	<<3.08	337.5	<<366.1	55.88	<5.04	<60.92
Minim.		2.0	1032.3	490.0	22.7	27.90	10.60	0.011	2.600	<.030	11.20	3.00	6.00	13.00	6.00	16.00	26.00	34.00	3.00	9.00	<3.00	117.0	<129.0	20.00	<3.00	<23.00
Maxim.		9.0	7760.0	950.0	521.7	81.00	74.10	0.153	16.800	<.030	40.20	10.00	266.00	81.00	34.00	108.00	185.00	256.00	20.00	77.00	5.00	723.0	782.0	122.00	16.00	138.00
St.dev		1.6	1521.8	101.9	114.5	14.24	17.23	0.038	3.509	~.000	6.58	1.91	50.13	19.67	7.27	22.53	37.52	51.37	4.13	15.17	~0.40	144.7	~155.4	26.45	~2.85	~28.21
Count		25	25	25	25	25	25	25	25	25	25	25	25	25	25	25	25	25	25	25	25	25	25	25	25	25

128

Tab.width cont'd GADU MOR, LI, J99, 92B Stokken area, 1995-1001.

Samp/ Repl. no.	Sex F/M	Age year	Wght g	Lngt mm	HCHA ppb w.wt	HCHG ppb w.wt	HC_Σn ppb w.wt	HCB ppb w.wt	QCB ppb w.wt	OCS ppb w.wt
. Analytical Lab. =>					NIVA	NIVA	Σ(*)	NIVA	NIVA	NIVA
. Analysis Code. =>					340	340	!	340	340	340
Detection Limit =>					3.00	3.00	!	3.00	3.00	3.00
01/ 1	F	2.0	1032.3	490.0	3.00	3.00	6.00	17.00	<3.00	<3.00
02/ 1	F	3.0	1262.4	520.0	<3.00	<3.00	<3.00	8.00	<3.00	<3.00
03/ 1	F	4.0	1727.1	590.0	4.00	4.00	8.00	9.00	<3.00	<3.00
04/ 1		3.0	2026.8	610.0	3.00	4.00	7.00	10.00	<3.00	<3.00
05/ 1	F	4.0	1997.8	620.0	<3.00	<3.00	<3.00	8.00	<3.00	<3.00
06/ 1		3.0	2383.0	620.0	3.00	3.00	6.00	19.00	<3.00	<3.00
07/ 1	F	5.0	2673.3	620.0	3.00	4.00	7.00	27.00	<3.00	<3.00
08/ 1	M	5.0	2025.0	620.0	3.00	4.00	7.00	14.00	<3.00	<3.00
09/ 1	F	5.0	2161.8	640.0	<3.00	<3.00	<3.00	9.00	<3.00	<3.00
10/ 1	F	5.0	2580.2	640.0	<3.00	3.00	<6.00	13.00	<3.00	<3.00
11/ 1	F	5.0	2616.7	640.0	<3.00	<3.00	<3.00	8.00	<3.00	<3.00
12/ 1	F	5.0	2690.5	650.0	3.00	4.00	7.00	20.00	<3.00	<3.00
13/ 1	F	5.0	2514.4	670.0	3.00	3.00	6.00	20.00	<3.00	<3.00
14/ 1	M	6.0	2353.3	670.0	<3.00	<3.00	<3.00	11.00	<3.00	<3.00
15/ 1	M	5.0	3088.0	680.0	3.00	4.00	7.00	19.00	<3.00	<3.00
16/ 1		7.0	3441.8	680.0	3.00	3.00	6.00	29.00	<3.00	3.00
17/ 1	M	7.0	3255.5	680.0	4.00	4.00	8.00	11.00	<3.00	<3.00
18/ 1	F	6.0	3322.2	700.0	3.00	3.00	6.00	14.00	<3.00	<3.00
19/ 1	F	6.0	3120.8	720.0	4.00	6.00	10.00	23.00	<3.00	<3.00
20/ 1	F	6.0	3485.0	720.0	4.00	5.00	9.00	17.00	<3.00	<3.00
21/ 1	F	6.0	3864.0	740.0	4.00	4.00	8.00	20.00	<3.00	<3.00
22/ 1	F	7.0	4460.0	760.0	4.00	4.00	8.00	12.00	<3.00	<3.00
23/ 1	F	6.0	4577.0	820.0	3.00	4.00	7.00	13.00	<3.00	<3.00
24/ 1	F	8.0	6665.0	900.0	3.00	3.00	6.00	17.00	<3.00	<3.00
25/ 1	F	9.0	7760.0	950.0	3.00	4.00	7.00	21.00	<3.00	<3.00
Mean		5.3	3083.4	678.0	<3.24	<3.64	<6.28	15.56	<<3.00	<<3.00
Minim.		2.0	1032.3	490.0	<3.00	<3.00	<3.00	8.00	<3.00	<3.00
Maxim.		9.0	7760.0	950.0	4.00	6.00	10.00	29.00	<3.00	<3.00
St.dev		1.6	1521.8	101.9	~0.44	~0.76	~1.95	5.94	~0.00	~0.00
Count		25	25	25	25	25	25	25	25	25

Sample.No 02 : Muscle with signs of inner bleeding
Sample.No 03 : Skin and/or oral cavity with caligiform and/or Liver and/or intestinal guts with larvae of Anisakis simplex
Sample.No 04 : Skin with metacercariae of cf. Cryptocotyle lingua
Sample.No 05 : Skin and/or oral cavity with caligiform and/or Liver and/or intestinal guts with larvae of Anisakis simplex
Sample.No 09 : Liver and/or intestinal guts with larvae of Anisakis simplex
Sample.No 10 : Liver and/or intestinal guts with larvae of Anisakis simplex
Sample.No 11 : Liver and/or intestinal guts with larvae of Anisakis simplex
Sample.No 12 : Liver and/or intestinal guts with larvae of Anisakis simplex
Sample.No 13 : Skin and/or oral cavity with caligiform and/or Liver and/or intestinal guts with larvae of Anisakis simplex
Sample.No 14 : Skin with metacercariae of cf. Cryptocotyle lingua
Sample.No 15 : Liver and/or intestinal guts with larvae of Anisakis simplex
Sample.No 16 : Liver and/or intestinal guts with larvae of Anisakis simplex
Sample.No 17 : Skin with metacercariae of cf. Cryptocotyle lingua Liver and/or intestinal guts with larvae of Anisakis simplex
Sample.No 18 : Skin and/or oral cavity with caligiform and/or Liver and/or intestinal guts with larvae of Anisakis simplex
Sample.No 19 : Skin and/or oral cavity with caligiform and/or Liver and/or intestinal guts with larvae of Anisakis simplex
Sample.No 20 : Skin with metacercariae of cf. Cryptocotyle lingua Liver and/or intestinal guts with larvae of Anisakis simplex
Sample.No 21 : Liver and/or intestinal guts with larvae of Anisakis simplex
Sample.No 22 : Liver and/or intestinal guts with larvae of Anisakis simplex
Sample.No 23 : Liver and/or intestinal guts with larvae of Anisakis simplex
Sample.No 24 : Liver and/or intestinal guts with larvae of Anisakis simplex
Sample.No 25 : Liver and/or intestinal guts with larvae of Anisakis simplex Skin and/or oral cavity with caligiform and/or

129

Species : GADU MOR, Gadus morhua, GB: Cod, N: Torsk.
Sample.area: J99 Undefined, Tissue : LIVER.
Locality : 92B Stokken area, Latitude: 64°09.85N, Longitude: 09°53.00E.
Catch,date : 1996-1115, Count: 25, Sample type: Individual.

. Analytical Lab. ⇒								NIVA	NIVA	NIVA	NIVA	NIVA	NIVA	NIVA	NIVA	NIVA	NIVA	NIVA	NIVA	NIVA	Σ(*)	Σ(*)	NIVA	NIVA	Σ(*)
. Analysis Code. ⇒								312	311	312	311	340	340	340	340	340	340	340	340	340	!	!	340	340	!
Detection Limit ⇒								0.050	0.010	0.030	1.00	3.00	3.00	3.00	3.00	3.00	3.00	3.00	3.00	3.00	!	!	4.00	3.00	!
Samp/ Repl. no.	Sex F/M	Age year	Wght g	Lngt mm	Mean Weight g	Dry %	Fat %	Cd ppm w.wt	Cu ppm w.wt	Pb ppm w.wt	Zn ppm w.wt	CB28 ppb w.wt	CB52 ppb w.wt	CB101 ppb w.wt	CB105 ppb w.wt	CB118 ppb w.wt	CB138 ppb w.wt	CB153 ppb w.wt	CB156 ppb w.wt	CB180 ppb w.wt	CB209 ppb w.wt	CB_Σ7 ppb w.wt	CB_ΣΣ ppb w.wt	DDEPP ppb w.wt	TDEPP ppb w.wt	DD_Σn ppb w.wt
01/ 1	F	3.0	870.0	430.0	27.7	54.00	39.20	0.024	2.810	<.040	17.70	<2.00	<2.00	3.00	3.00	8.00	10.00	27.00	2.00	7.00	<2.00	<57.0	<62.0	24.00	5.00	29.00
02/ 1	M	4.0	987.0	480.0	7.7	30.30	11.20	0.170	9.130	<.040	38.50	<2.00	<2.00	5.00	7.00	20.00	30.00	56.00	5.00	18.00	<2.00	<131.0	<143.0	46.00	14.00	60.00
03/ 1	M	5.0	1292.0	530.0	53.8	67.80	59.30	0.067	5.910	<.040	20.80	<2.00	2.00	4.00	5.00	13.00	23.00	33.00	2.00	7.00	<2.00	<84.0	<91.0	38.00	6.00	44.00
04/ 1	F	5.0	1965.0	590.0	47.6	54.80	44.00	0.071	17.400	<.030	35.40	2.00	5.00	18.00	10.00	30.00	52.00	78.00	5.00	20.00	<2.00	205.0	<222.0	95.00	23.00	118.00
05/ 1	F	5.0	2274.0	615.0	78.7	55.20	42.00	0.056	3.420	<.040	22.80	<2.00	<2.00	5.00	5.00	14.00	19.00	34.00	2.00	10.00	<2.00	<84.0	<91.0	42.00	10.00	52.00
06/ 1	M	6.0	2148.0	630.0	64.6	44.20	30.90	0.075	5.340	<.040	29.80	2.00	5.00	27.00	15.00	38.00	63.00	87.00	7.00	24.00	<2.00	246.0	<270.0	122.00	31.00	153.00
07/ 1	F	5.0	2370.0	645.0	78.2	67.40	58.90	0.045	2.530	<.030	19.00	4.00	9.00	39.00	23.00	53.00	80.00	110.00	10.00	32.00	<2.00	327.0	<362.0	179.00	54.00	233.00
08/ 1	M	6.0	2360.0	650.0	89.5	72.30	66.00	0.066	3.830	<.030	20.10	7.00	19.00	50.00	22.00	49.00	73.00	97.00	7.00	26.00	<2.00	321.0	<352.0	196.00	90.00	286.00
09/ 1	M	5.5	2303.0	660.0	95.7	66.30	58.00	0.026	3.630	<.040	24.10	2.00	7.00	23.00	10.00	26.00	50.00	69.00	5.00	17.00	<2.00	194.0	<211.0	71.00	9.00	80.00
10/ 1	M	6.5	2710.0	660.0	93.9	69.80	62.10	0.040	9.210	<.040	24.10	2.00	5.00	25.00	18.00	49.00	90.00	132.00	12.00	50.00	3.00	353.0	386.0	158.00	28.00	186.00
11/ 1	M	6.0	2312.0	670.0	50.6	57.80	46.40	0.100	8.640	<.030	27.00	5.00	14.00	56.00	26.00	64.00	101.00	143.00	12.00	38.00	<2.00	421.0	<461.0	194.00	81.00	275.00
12/ 1	M	7.0	2995.0	670.0	143.5	68.10	59.10	0.068	3.580	<.040	19.60	9.00	33.00	81.00	34.00	74.00	97.00	129.00	12.00	36.00	2.00	459.0	507.0	296.00	123.00	419.00
13/ 1	M	7.0	2688.0	685.0	68.5	41.40	24.80	0.076	3.830	<.030	26.70	2.00	6.00	37.00	22.00	57.00	96.00	132.00	12.00	36.00	<2.00	366.0	<402.0	215.00	52.00	267.00
14/ 1	F	6.5	2940.0	685.0	51.3	52.00	36.40	0.071	15.500	<.040	35.60	5.00	15.00	84.00	42.00	105.00	187.00	253.00	22.00	69.00	2.00	718.0	784.0	448.00	104.00	552.00
15/ 1	F	6.5	3277.0	700.0	67.8	59.80	47.90	0.069	3.650	<.040	31.20	6.00	13.00	80.00	48.00	119.00	205.00	272.00	28.00	85.00	5.00	780.0	861.0	441.00	109.00	550.00
16/ 1	M	6.5	3479.0	700.0	121.2	67.70	60.00	0.028	5.240	<.040	21.10	6.00	15.00	39.00	17.00	41.00	60.00	80.00	6.00	20.00	<2.00	261.0	<286.0	135.00	56.00	191.00
17/ 1	F	7.0	3361.0	700.0	126.7	60.80	50.00	0.064	3.300	<.040	21.50	9.00	23.00	66.00	32.00	74.00	110.00	138.00	12.00	36.00	<2.00	456.0	<502.0	281.00	113.00	394.00
18/ 1	M	6.0	3342.0	740.0	49.8	29.30	11.30	0.094	11.400	<.040	49.50	4.00	13.00	52.00	23.00	64.00	106.00	149.00	11.00	34.00	<2.00	422.0	<458.0	135.00	66.00	201.00
19/ 1	M	10.0	3130.0	740.0	42.0	28.30	10.20	0.280	16.300	<.040	48.20	4.00	13.00	82.00	40.00	114.00	161.00	227.00	22.00	77.00	2.00	678.0	742.0	255.00	99.00	354.00
20/ 1	F	6.5	3280.0	745.0	70.6	48.80	33.80	0.072	11.000	<.040	33.70	4.00	9.00	82.00	53.00	140.00	256.00	332.00	29.00	95.00	2.00	918.0	1002.0	347.00	128.00	475.00
21/ 1	F	7.0	3675.0	745.0	184.5	64.50	54.00	0.058	6.980	<.040	22.30	6.00	19.00	55.00	26.00	61.00	92.00	119.00	10.00	29.00	<2.00	381.0	<419.0	199.00	92.00	291.00
22/ 1	F	6.5	4466.0	775.0	232.8	70.30	59.30	0.044	9.080	<.040	25.30	9.00	18.00	61.00	31.00	69.00	111.00	142.00	13.00	38.00	<2.00	448.0	<494.0	250.00	111.00	361.00
23/ 1	F	8.0	4791.0	785.0	242.9	69.10	59.90	0.030	7.870	<.040	23.00	7.00	17.00	69.00	34.00	89.00	128.00	150.00	16.00	39.00	<2.00	499.0	<551.0	244.00	110.00	354.00
24/ 1	F	9.0	4820.0	800.0	227.7	63.40	54.90	0.016	8.820	<.040	31.90	7.00	14.00	50.00	25.00	60.00	92.00	116.00	10.00	30.00	<2.00	369.0	<406.0	205.00	106.00	311.00
25/ 1	M	10.0	5920.0	870.0	215.0	62.70	54.80	0.031	10.700	<.040	25.00	11.00	31.00	103.00	47.00	111.00	176.00	236.00	20.00	63.00	3.00	731.0	801.0	399.00	169.00	568.00
Mean		6.4	2950.2	676.0	101.3	57.04	45.38	0.070	7.564	<<.038	27.76	<4.84	<12.44	47.84	24.72	61.68	98.72	133.64	11.68	37.44	<<2.20	<396.4	<<434.6	200.60	71.56	272.16
Minim.		3.0	870.0	430.0	7.7	28.30	10.20	0.016	2.530	<.030	17.70	<2.00	<2.00	3.00	3.00	8.00	10.00	27.00	2.00	7.00	<2.00	<57.0	<62.0	24.00	5.00	29.00
Maxim.		10.0	5920.0	870.0	242.9	72.30	66.00	0.280	17.400	<.040	49.50	11.00	33.00	103.00	53.00	140.00	256.00	332.00	29.00	95.00	5.00	918.0	1002.0	448.00	169.00	568.00
St.dev		1.6	1190.6	97.9	68.4	13.30	16.83	0.054	4.349	~.004	8.54	~2.76	~8.50	29.05	14.22	35.67	60.58	77.69	7.55	23.67	~0.65	~228.2	~250.3	121.56	46.51	163.82
Count		25	25	25	25	25	25	25	25	25	25	25	25	25	25	25	25	25	25	25	25	25	25	25	25	25

miss(1) ! Missing value.

130

Tab.width cont'd **GADU MOR, LI, J99, 92B Stokken area, 1996-1115.**

. Analytical Lab. =>					NIVA	NIVA	Σ(*)	NIVA	NIVA	NIVA
. Analysis Code. =>					340	340	!	340	340	340
Detection Limit =>					3.00	3.00	!	3.00	3.00	3.00
Samp/ Repl. no.	Sex F/M	Age year	Wght g	Lngt mm	HCHA ppb w.wt	HCHG ppb w.wt	HC_Σn ppb w.wt	HCB ppb w.wt	QCB ppb w.wt	OCS ppb w.wt
01/ 1	F	3.0	870.0	430.0	4.00	4.00	8.00	8.00	<2.00	<2.00
02/ 1	M	4.0	987.0	480.0	<2.00	<2.00	<2.00	5.00	<2.00	<2.00
03/ 1	M	5.0	1292.0	530.0	6.00	7.00	13.00	7.00	<2.00	<2.00
04/ 1	F	5.0	1965.0	590.0	4.00	4.00	8.00	9.00	<2.00	<2.00
05/ 1	F	5.0	2274.0	615.0	4.00	4.00	8.00	11.00	<2.00	<2.00
06/ 1	M	6.0	2148.0	630.0	3.00	4.00	7.00	7.00	<2.00	<2.00
07/ 1	F	5.0	2370.0	645.0	6.00	10.00	16.00	20.00	<2.00	<2.00
08/ 1	M	6.0	2360.0	650.0	6.00	6.00	12.00	29.00	2.00	<2.00
09/ 1	M	5.5	2303.0	660.0	<2.00	miss	<2.00	7.00	<2.00	<2.00
10/ 1	M	6.5	2710.0	660.0	6.00	11.00	17.00	10.00	<2.00	<2.00
11/ 1	M	6.0	2312.0	670.0	5.00	6.00	11.00	17.00	<2.00	2.00
12/ 1	M	7.0	2995.0	670.0	6.00	9.00	15.00	33.00	<2.00	2.00
13/ 1	M	7.0	2688.0	685.0	2.00	4.00	6.00	7.00	<2.00	<2.00
14/ 1	F	6.5	2940.0	685.0	3.00	5.00	8.00	13.00	<2.00	3.00
15/ 1	F	6.5	3277.0	700.0	5.00	7.00	12.00	16.00	<2.00	2.00
16/ 1	M	6.5	3479.0	700.0	6.00	7.00	13.00	22.00	<2.00	<2.00
17/ 1	F	7.0	3361.0	700.0	4.00	5.00	9.00	20.00	<2.00	2.00
18/ 1	M	6.0	3342.0	740.0	<2.00	<2.00	<2.00	7.00	<2.00	<2.00
19/ 1	M	10.0	3130.0	740.0	<2.00	<2.00	<2.00	6.00	<2.00	3.00
20/ 1	F	6.5	3280.0	745.0	3.00	4.00	7.00	6.00	<2.00	2.00
21/ 1	F	7.0	3675.0	745.0	5.00	6.00	11.00	19.00	<2.00	<2.00
22/ 1	F	6.5	4466.0	775.0	6.00	6.00	12.00	23.00	<2.00	2.00
23/ 1	F	8.0	4791.0	785.0	6.00	6.00	12.00	18.00	<2.00	2.00
24/ 1	F	9.0	4820.0	800.0	6.00	7.00	13.00	23.00	<2.00	2.00
25/ 1	M	10.0	5920.0	870.0	6.00	6.00	12.00	34.00	2.00	3.00
Mean		6.4	2950.2	676.0	<4.40	<5.58	<9.52	15.08	<<2.00	<<2.12
Minim.		3.0	870.0	430.0	<2.00	<2.00	<2.00	5.00	<2.00	<2.00
Maxim.		10.0	5920.0	870.0	6.00	11.00	17.00	34.00	2.00	3.00
St.dev		1.6	1190.6	97.9	~1.61	~2.32	~4.38	8.78	~0.00	~0.33
Count		25	25	25	25	24	25	25	25	25

Sample.No 01 : Skin with red film and/or uneven pigmentations
Sample.No 03 : Liver and/or intestinal guts with larvae of Anisakis simplex Skin with red film and/or uneven pigmentations
Sample.No 04 : Muscle with signs of inner bleeding Liver and/or intestinal guts with larvae of Anisakis simplex
Sample.No 05 : Skin with red film and/or uneven pigmentations Muscle with signs of inner bleeding Gills with Lernaeocera copepods Liver and/or intestinal guts with larvae of Anisakis simplex
Sample.No 06 : Liver and/or intestinal guts with larvae of Anisakis simplex
Sample.No 07 : Muscle with signs of inner bleeding
Sample.No 08 : Liver and/or intestinal guts with larvae of Anisakis simplex
Sample.No 09 : Skin with metacercariae of cf. Cryptocotyle lingua Liver and/or intestinal guts with larvae of Anisakis simplex
Sample.No 10 : Muscle with signs of inner bleeding
Sample.No 11 : Liver and/or intestinal guts with larvae of Anisakis simplex
Sample.No 12 : Liver and/or intestinal guts with larvae of Anisakis simplex
Sample.No 13 : Muscle with signs of inner bleeding Liver and/or intestinal guts with larvae of Anisakis simplex
Sample.No 14 : Muscle with signs of inner bleeding Liver and/or intestinal guts with larvae of Anisakis simplex
Sample.No 15 : Muscle with signs of inner bleeding Liver and/or intestinal guts with larvae of Anisakis simplex
Sample.No 16 : Gills with Lernaeocera copepods Liver and/or intestinal guts with larvae of Anisakis simplex
Sample.No 17 : Liver and/or intestinal guts with larvae of Anisakis simplex
Sample.No 18 : Skin with metacercariae of cf. Cryptocotyle lingua Muscle with signs of inner bleeding Liver and/or intestinal guts with larvae of Anisakis simplex
Sample.No 19 : Muscle with signs of inner bleeding Liver and/or intestinal guts with larvae of Anisakis simplex
Sample.No 20 : Liver and/or intestinal guts with larvae of Anisakis simplex
Sample.No 21 : Muscle with signs of inner bleeding Liver and/or intestinal guts with larvae of Anisakis simplex
Sample.No 22 : Skin with metacercariae of cf. Cryptocotyle lingua Liver and/or intestinal guts with larvae of Anisakis simplex
Sample.No 23 : Liver and/or intestinal guts with larvae of Anisakis simplex
Sample.No 24 : Liver and/or intestinal guts with larvae of Anisakis simplex
Sample.No 25 : Muscle with signs of inner bleeding Liver and/or intestinal guts with larvae of Anisakis simplex

131

Species : GADU MOR, Gadus morhua, GB: Cod, N: Torsk.
Sample.area: J99 Undefined, Tissue : LIVER.
Locality : 98B Lille Molla, Latitude: 68°12.00N, Longitude: 14°48.00E.
Catch,date : 1993-1115, Count: 24, Sample type: Individual.

. Analytical Lab. ⇒																							
. Analysis Code. ⇒						NIVA 312	NIVA 311	NIVA 312	NIVA 311	NIVA 340	NIVA 340	NIVA 340	NIVA 340	NIVA 340	NIVA 340	NIVA 340	NIVA 340	NIVA 340	NIVA 340	Σ(*) !	Σ(*) !	NIVA 340	NIVA 340	Σ(*) !
Detection Limit ⇒						0.050	0.010	0.030	1.00	4.00	4.00	4.00	4.00	4.00	4.00	4.00	4.00	4.00	4.00	!	!	4.00	4.00	!
Samp/ Repl. no.	Sex F/M	Age year	Wght g	Lngt mm	Mean Weight g	Dry %	Fat %	Cd ppm w.wt	Cu ppm w.wt	Pb ppm w.wt	Zn ppm w.wt	CB28 ppb w.wt	CB52 ppb w.wt	CB101 ppb w.wt	CB105 ppb w.wt	CB118 ppb w.wt	CB138 ppb w.wt	CB153 ppb w.wt	CB156 ppb w.wt	CB180 ppb w.wt	CB209 ppb w.wt	CB_Σ7 ppb w.wt	CB_ΣΣ ppb w.wt	DDEPP ppb w.wt	TDEPP ppb w.wt	DD_Σn ppb w.wt
01/ 1	2.0	253.8	310.0		1.5	.	.	0.100	2.400	0.040	18.20	.	.	.	.	.	.	.	.	.	.	.	.	.	.	.
02/ 1	2.0	539.0	380.0		5.8	24.10	.	0.170	8.100	0.040	22.30	.	.	.	.	.	.	.	.	.	.	.	.	.	.	.
03/ 1	3.0	484.1	385.0		3.1	22.00	.	0.150	2.800	<.030	19.60	.	.	.	.	.	.	.	.	.	.	.	.	.	.	.
04/ 1	4.0	814.0	455.0		8.1	21.00	.	0.470	11.100	<.030	29.70	.	.	.	.	.	.	.	.	.	.	.	.	.	.	.
05/ 1	3.0	795.1	460.0		9.8	25.70	.	0.220	15.100	<.030	27.40	.	.	.	.	.	.	.	.	.	.	.	.	.	.	.
06/ 1	4.0	969.2	470.0		5.5	22.00	.	0.100	8.600	<.030	34.40	.	.	.	.	.	.	.	.	.	.	.	.	.	.	.
07/ 1	4.0	1164.6	480.0		30.2	53.80	44.40	0.300	14.800	<.030	24.00	4.00	3.00	13.00	10.00	27.00	31.00	71.00	5.00	24.00	<2.00	173.0	<190.0	104.00	30.00	134.00
08/ 1	4.0	939.1	480.0		11.2	18.40	5.60	0.070	7.800	<.030	27.80	.	.	.	.	.	.	.	.	.	.	.	.	.	.	.
09/ 1	3.0	1056.2	485.0		18.7	31.70	18.10	0.070	5.700	<.030	23.70	6.00	6.00	26.00	11.00	39.00	59.00	78.00	6.00	23.00	<2.00	237.0	<256.0	154.00	58.00	212.00
10/ 1	5.0	1013.5	490.0		17.2	35.60	20.70	0.150	11.400	0.040	29.30	<2.00	2.00	10.00	7.00	20.00	33.00	57.00	4.00	17.00	<2.00	<141.0	<152.0	55.00	12.00	67.00
11/ 1	3.0	1174.4	490.0		23.0	36.40	22.90	0.090	6.000	0.030	25.00	<2.00	3.00	18.00	10.00	31.00	46.00	75.00	5.00	20.00	<2.00	<195.0	<210.0	74.00	21.00	95.00
12/ 1	6.0	1333.7	500.0		23.9	28.10	11.90	0.430	23.700	0.030	31.10	2.00	<2.00	6.00	6.00	17.00	29.00	35.00	3.00	11.00	<2.00	<102.0	<111.0	55.00	29.00	84.00
13/ 1	5.0	1263.2	500.0		20.8	43.40	33.50	0.090	11.500	<.030	19.70	3.00	5.00	24.00	14.00	38.00	59.00	98.00	8.00	35.00	2.00	262.0	286.0	126.00	46.00	172.00
14/ 1	4.0	1143.9	500.0		24.2	47.30	36.50	0.070	4.500	<.030	18.10	4.00	4.00	15.00	8.00	21.00	28.00	53.00	4.00	16.00	<2.00	141.0	<155.0	74.00	24.00	98.00
15/ 1	4.0	1236.9	500.0		39.2	45.40	31.70	0.160	8.300	<.030	22.70	<2.00	2.00	7.00	5.00	15.00	20.00	35.00	3.00	10.00	<2.00	<91.0	<99.0	43.00	9.00	52.00
16/ 1	5.0	1027.7	500.0		9.9	24.50	8.20	0.160	3.200	0.130	24.60	.	.	.	.	.	.	.	.	.	.	.	.	.	.	.
17/ 1	4.0	1107.1	500.0		28.9	50.60	40.60	0.070	7.300	<.030	17.20	6.00	15.00	47.00	21.00	64.00	88.00	124.00	9.00	28.00	<2.00	372.0	<404.0	165.00	74.00	239.00
18/ 1	5.0	1181.6	505.0		22.5	29.60	19.40	0.300	10.500	0.030	22.00	<2.00	<2.00	4.00	3.00	10.00	15.00	23.00	2.00	8.00	<2.00	<62.0	<67.0	32.00	7.00	39.00
19/ 1	4.0	1209.2	510.0		22.1	31.10	20.00	0.090	2.500	<.030	16.10	2.00	3.00	15.00	11.00	34.00	53.00	79.00	6.00	27.00	2.00	213.0	232.0	98.00	38.00	136.00
20/ 1	5.0	1164.9	520.0		16.0	29.10	13.80	0.120	11.800	0.040	33.20	2.00	3.00	17.00	12.00	36.00	52.00	87.00	6.00	30.00	2.00	227.0	247.0	99.00	36.00	135.00
21/ 1	4.0	1266.1	525.0		21.5	35.40	21.30	0.310	6.700	<.030	26.40	2.00	2.00	10.00	8.00	22.00	30.00	62.00	5.00	20.00	<2.00	148.0	<163.0	73.00	27.00	100.00
22/ 1	5.0	1240.3	525.0		19.6	35.70	25.20	0.100	13.000	<.030	27.40	2.00	3.00	17.00	11.00	36.00	51.00	76.00	5.00	19.00	<2.00	204.0	<222.0	94.00	29.00	123.00
23/ 1	6.0	1305.8	540.0		14.9	23.80	9.40	0.420	5.300	<.030	24.00	<2.00	<2.00	5.00	5.00	18.00	32.00	46.00	4.00	23.00	<2.00	<126.0	<135.0	39.00	9.00	48.00
24/ 1	6.0	2034.9	570.0		47.3	50.20	40.40	0.180	10.600	<.030	17.50	4.00	7.00	27.00	16.00	45.00	66.00	86.00	6.00	21.00	<2.00	256.0	<280.0	126.00	46.00	172.00
Mean	4.2	1071.6	482.5		18.5	33.26	23.53	0.183	8.863	<<.036	24.23	<<2.94	<4.00	16.31	9.88	29.56	43.25	67.81	5.06	20.75	<<2.00	<<184.4	<<200.6	88.19	30.94	119.13
Minim.	2.0	253.8	310.0		1.5	18.40	5.60	0.070	2.400	<.030	16.10	<2.00	<2.00	4.00	3.00	10.00	15.00	23.00	2.00	8.00	<2.00	<62.0	<67.0	32.00	7.00	39.00
Maxim.	6.0	2034.9	570.0		47.3	53.80	44.40	0.470	23.700	0.130	34.40	6.00	15.00	47.00	21.00	64.00	88.00	124.00	9.00	35.00	<2.00	372.0	<404.0	165.00	74.00	239.00
St.dev	1.1	344.0	55.3		11.1	10.62	11.90	0.123	4.909	~.020	5.16	~1.44	~3.31	10.89	4.56	13.67	19.30	25.99	1.81	7.37	~0.00	~78.0	~84.9	40.04	18.58	58.13
Count	24	24	24		24	23	18	24	24	24	24	16	16	16	16	16	16	16	16	16	16	16	16	16	16	16

s/q(38) ! Suspect value(s)

132

Tab.width cont'd **GADU MOR, LI, J99, 98B Lille Molla, 1993-1115.**

. Analytical Lab. =>				NIVA	NIVA	Σ(*)	NIVA	NIVA	NIVA
. Analysis Code. =>				340	340	!	340	340	340
Detection Limit =>				4.00	4.00	!	4.00	4.00	4.00
Samp/ Repl. no.	Sex F/M	Age year	Wght g	Lngt mm	HCHA ppb w.wt	HCHG ppb w.wt	HC_Σn ppb w.wt	HCB ppb w.wt	QCB ppb w.wt	OCS ppb w.wt
01/ 1		2.0	253.8	310.0	.	.	.	.	.	.
02/ 1		2.0	539.0	380.0	.	.	.	.	.	.
03/ 1		3.0	484.1	385.0	.	.	.	.	.	.
04/ 1		4.0	814.0	455.0	.	.	.	.	.	.
05/ 1		3.0	795.1	460.0	.	.	.	.	.	.
06/ 1		4.0	969.2	470.0	.	.	.	.	.	.
07/ 1		4.0	1164.6	480.0	6.00	≤4.00	≤10.00	26.00	<2.00	2.00
08/ 1		4.0	939.1	480.0	.	.	.	.	.	.
09/ 1		3.0	1056.2	485.0	2.00	≤2.00	≤4.00	7.00	2.00	<2.00
10/ 1		5.0	1013.5	490.0	2.00	≤3.00	≤5.00	5.00	<2.00	<2.00
11/ 1		3.0	1174.4	490.0	2.00	≤4.00	≤6.00	8.00	<2.00	<2.00
12/ 1		6.0	1333.7	500.0	2.00	≤2.00	≤4.00	4.00	<2.00	<2.00
13/ 1		5.0	1263.2	500.0	5.00	≤4.00	≤9.00	25.00	<2.00	2.00
14/ 1		4.0	1143.9	500.0	5.00	≤5.00	≤10.00	23.00	<2.00	<2.00
15/ 1		4.0	1236.9	500.0	5.00	≤4.00	≤9.00	9.00	<2.00	<2.00
16/ 1		5.0	1027.7	500.0	.	.	.	.	.	.
17/ 1		4.0	1107.1	500.0	6.00	≤6.00	≤12.00	24.00	<2.00	2.00
18/ 1		5.0	1181.6	505.0	3.00	≤2.00	≤5.00	5.00	<2.00	<2.00
19/ 1		4.0	1209.2	510.0	3.00	≤2.00	≤5.00	11.00	<2.00	<2.00
20/ 1		5.0	1164.9	520.0	2.00	≤2.00	≤4.00	9.00	<2.00	<2.00
21/ 1		4.0	1266.1	525.0	3.00	≤3.00	≤6.00	13.00	<2.00	<2.00
22/ 1		5.0	1240.3	525.0	4.00	≤4.00	≤8.00	11.00	<2.00	<2.00
23/ 1		6.0	1305.8	540.0	<2.00	≤2.00	≤<4.00	2.00	<2.00	<2.00
24/ 1		6.0	2034.9	570.0	7.00	≤7.00	≤14.00	19.00	<2.00	<2.00
Mean		4.2	1071.6	482.5	<3.69	≤3.50	≤<7.19	12.56	<<2.00	<<2.00
Minim.		2.0	253.8	310.0	<2.00	≤2.00	≤<4.00	2.00	<2.00	<2.00
Maxim.		6.0	2034.9	570.0	7.00	≤7.00	≤14.00	26.00	<2.00	2.00
St.dev		1.1	344.0	55.3	~1.74	1.55	~3.17	8.16	~0.00	~0.00
Count		24	24	24	16	16	16	16	16	16

Sample.No 01 : Muscle with signs of inner bleeding Signs of mechanical damage (e.g., net wounds) Fish flaccid
Sample.No 02 : Muscle with signs of inner bleeding Signs of mechanical damage (e.g., net wounds) Fish flaccid
Sample.No 03 : Muscle with signs of inner bleeding Signs of mechanical damage (e.g., net wounds) Fish flaccid
Sample.No 04 : Muscle with signs of inner bleeding Liver and/or intestinal guts with larvae of Anisakis simplex Signs of mechanical damage (e.g., net wounds) Fish flaccid
Sample.No 05 : Muscle with signs of inner bleeding Signs of mechanical damage (e.g., net wounds) Fish flaccid
Sample.No 06 : Muscle with signs of inner bleeding Signs of mechanical damage (e.g., net wounds) Fish flaccid
Sample.No 07 : Muscle with signs of inner bleeding Signs of mechanical damage (e.g., net wounds) Fish flaccid
Sample.No 08 : Muscle with signs of inner bleeding Signs of mechanical damage (e.g., net wounds) Fish flaccid
Sample.No 09 : Muscle with signs of inner bleeding Signs of mechanical damage (e.g., net wounds) Fish flaccid
Sample.No 10 : Muscle with signs of inner bleeding Signs of mechanical damage (e.g., net wounds) Fish flaccid
Sample.No 11 : Muscle with signs of inner bleeding Signs of mechanical damage (e.g., net wounds) Fish flaccid
Sample.No 12 : Muscle with signs of inner bleeding Signs of mechanical damage (e.g., net wounds) Fish flaccid Liver with necrotic cysts or tumors
Sample.No 13 : Muscle with signs of inner bleeding Liver and/or intestinal guts with larvae of Anisakis simplex Signs of mechanical damage (e.g., net wounds) Fish flaccid
Sample.No 14 : Muscle with signs of inner bleeding Signs of mechanical damage (e.g., net wounds) Fish flaccid
Sample.No 15 : Muscle with signs of inner bleeding Signs of mechanical damage (e.g., net wounds) Fish flaccid
Sample.No 16 : Muscle with signs of inner bleeding Signs of mechanical damage (e.g., net wounds) Fish flaccid
Sample.No 17 : Skin with metacercariae of cf. Cryptocotyle lingua Muscle with signs of inner bleeding Signs of mechanical damage (e.g., net wounds) Fish flaccid
Sample.No 18 : Skin with metacercariae of cf. Cryptocotyle lingua Muscle with signs of inner bleeding Signs of mechanical damage (e.g., net wounds) Fish flaccid
Sample.No 19 : Muscle with signs of inner bleeding Signs of mechanical damage (e.g., net wounds) Fish flaccid
Sample.No 20 : Muscle with signs of inner bleeding Signs of mechanical damage (e.g., net wounds) Fish flaccid
Sample.No 21 : Muscle with signs of inner bleeding Signs of mechanical damage (e.g., net wounds) Fish flaccid
Sample.No 22 : Muscle with signs of inner bleeding Signs of mechanical damage (e.g., net wounds) Fish flaccid
Sample.No 23 : Muscle with signs of inner bleeding Signs of mechanical damage (e.g., net wounds) Fish flaccid
Sample.No 24 : Muscle with signs of inner bleeding Signs of mechanical damage (e.g., net wounds) Fish flaccid

Species : GADU MOR, Gadus morhua, GB: Cod, N: Torsk.
Sample.area: J99 Undefined, Tissue : LIVER.
Locality : 98B Lille Molla, Latitude: 68°12.00N, Longitude: 14°48.00E.
Catch,date : 1994-1100, Count: 25, Sample type: Individual.

. Analytical Lab. ⇒																								
. Analysis Code. ⇒							NIVA 312	NIVA 311	NIVA 312	NIVA 311	NIVA 340	NIVA 340	NIVA 340	NIVA 340	NIVA 340	NIVA 340	NIVA 340	NIVA 340	NIVA 340	Σ(*) !	Σ(*) !	NIVA 340	NIVA 340	Σ(*) !
Detection Limit ⇒							0.050	0.010	0.030	1.00	3.00	3.00	3.00	3.00	3.00	3.00	3.00	3.00	3.00	!	!	4.00	3.00	!
Samp/ Repl. no.	Sex F/M	Age year	Wght g	Lngt mm	Mean Weight g	Dry %	Fat %	Cd ppm w.wt	Cu ppm w.wt	Pb ppm w.wt	Zn ppm w.wt	CB28 ppb w.wt	CB52 ppb w.wt	CB101 ppb w.wt	CB105 ppb w.wt	CB118 ppb w.wt	CB138 ppb w.wt	CB153 ppb w.wt	CB156 ppb w.wt	CB180 ppb w.wt	CB209 ppb w.wt	CB_Σ7 ppb w.wt	CB_ΣΣ ppb w.wt	DDEPP ppb w.wt	TDEPP ppb w.wt	DD_Σn ppb w.wt
01/ 1	M	4.0	1532.0	490.0	66.2	70.70	69.90	0.022	4.410	<.030	12.40	4.00	10.00	16.00	6.00	18.00	21.00	33.00	<3.00	8.00	<3.00	110.0	<119.0	46.00	16.00	62.00
02/ 1	M	4.0	1469.3	500.0	110.5	74.40	71.30	0.037	3.080	<.030	10.40	3.00	8.00	16.00	8.00	16.00	24.00	33.00	3.00	10.00	<3.00	110.0	<124.0	35.00	13.00	48.00
03/ 1	M	4.0	1603.2	500.0	115.3	73.60	72.00	0.079	3.530	<.030	10.20	3.00	8.00	15.00	8.00	19.00	31.00	40.00	3.00	13.00	<3.00	129.0	<143.0	38.00	16.00	54.00
04/ 1	F	4.0	1555.5	510.0	118.8	70.60	62.70	0.023	4.860	<.030	15.60	4.00	10.00	17.00	8.00	18.00	21.00	27.00	<3.00	7.00	<3.00	104.0	<115.0	43.00	18.00	61.00
05/ 1		5.0	1844.5	510.0	118.4	70.80	62.90	0.025	2.700	<.030	12.10	3.00	9.00	17.00	9.00	22.00	26.00	34.00	3.00	9.00	<3.00	120.0	<135.0	46.00	15.00	61.00
06/ 1	M	6.0	1532.4	515.0	37.2	59.10	46.00	0.039	18.900	<.030	30.60	6.00	9.00	23.00	18.00	55.00	81.00	136.00	6.00	20.00	<3.00	330.0	<357.0	87.00	6.00	93.00
07/ 1		5.0	1431.8	515.0	104.5	70.20	61.90	0.015	2.700	<.030	14.00	3.00	8.00	15.00	6.00	16.00	20.00	24.00	<3.00	5.00	<3.00	91.0	<100.0	36.00	14.00	50.00
08/ 1	M	5.0	1751.5	520.0	103.3	77.70	70.40	0.090	2.800	<.030	10.30	4.00	8.00	15.00	15.00	31.00	79.00	105.00	6.00	38.00	<3.00	280.0	<304.0	36.00	14.00	50.00
09/ 1	M	4.0	1576.0	520.0	138.8	72.00	63.30	0.010	3.700	<.030	13.50	3.00	8.00	14.00	6.00	15.00	18.00	23.00	<3.00	5.00	<3.00	86.0	<95.0	37.00	13.00	50.00
10/ 1	M	4.0	1556.2	520.0	123.8	79.30	72.60	0.017	2.900	<.030	10.50	4.00	10.00	17.00	8.00	19.00	25.00	33.00	<3.00	6.00	<3.00	114.0	<125.0	40.00	13.00	53.00
11/ 1	M	6.0	1334.4	525.0	42.5	58.50	49.60	0.170	6.100	<.030	15.20	3.00	7.00	17.00	10.00	28.00	43.00	66.00	4.00	17.00	<3.00	181.0	<198.0	60.00	11.00	71.00
12/ 1	M	5.0	1724.1	525.0	120.6	73.60	64.80	0.022	2.200	<.030	9.10	3.00	9.00	15.00	7.00	16.00	20.00	26.00	<3.00	7.00	<3.00	96.0	<106.0	40.00	14.00	54.00
13/ 1	F	5.0	1735.6	530.0	95.4	55.50	41.30	0.049	4.400	<.030	20.50	3.00	7.00	13.00	7.00	17.00	21.00	26.00	<3.00	8.00	<3.00	95.0	<105.0	40.00	13.00	53.00
14/ 1	M	5.0	1901.3	530.0	171.8	76.40	70.60	0.012	2.800	<.030	9.10	3.00	7.00	11.00	4.00	11.00	16.00	20.00	<3.00	6.00	<3.00	74.0	<81.0	26.00	11.00	37.00
15/ 1	M	5.0	1666.6	535.0	57.7	53.40	38.30	0.019	3.900	<.030	17.90	3.00	8.00	17.00	7.00	19.00	26.00	37.00	<3.00	8.00	<3.00	118.0	<128.0	42.00	11.00	53.00
16/ 1	F	5.0	1540.9	540.0	68.0	67.30	58.80	0.021	2.800	<.030	14.30	3.00	8.00	13.00	6.00	17.00	21.00	29.00	<3.00	7.00	<3.00	98.0	<107.0	36.00	11.00	47.00
17/ 1	F	5.0	1798.1	540.0	59.8	61.90	50.30	0.025	3.800	<.030	19.30	3.00	8.00	18.00	11.00	24.00	32.00	47.00	3.00	10.00	<3.00	142.0	<159.0	46.00	12.00	58.00
18/ 1	F	5.0	1867.5	550.0	125.6	77.00	44.20	0.054	4.600	<.030	18.70	3.00	6.00	11.00	5.00	13.00	17.00	22.00	<3.00	6.00	<3.00	78.0	<86.0	34.00	11.00	45.00
19/ 1	F	5.0	2087.9	550.0	208.3	73.00	68.50	0.008	2.000	<.030	11.20	3.00	9.00	17.00	8.00	17.00	22.00	28.00	<3.00	7.00	<3.00	103.0	<114.0	48.00	15.00	63.00
20/ 1	M	5.0	1730.9	550.0	101.8	57.20	65.10	0.062	5.500	<.030	14.60	5.00	12.00	20.00	24.00	21.00	26.00	33.00	3.00	9.00	<3.00	126.0	<156.0	57.00	20.00	77.00
21/ 1	F	6.0	1858.6	570.0	106.4	62.10	51.10	0.109	4.500	<.030	21.20	3.00	7.00	14.00	11.00	20.00	30.00	43.00	4.00	16.00	<3.00	133.0	<151.0	53.00	13.00	66.00
22/ 1		5.0	1716.9	580.0	57.1	53.90	40.80	0.045	7.000	<.030	27.00	3.00	9.00	19.00	11.00	29.00	37.00	59.00	4.00	16.00	<3.00	172.0	<190.0	57.00	13.00	70.00
23/ 1	F	7.0	1785.0	580.0	101.4	66.30	55.30	0.132	5.000	<.030	18.50	5.00	17.00	34.00	16.00	40.00	44.00	51.00	5.00	12.00	<3.00	203.0	<227.0	104.00	29.00	133.00
24/ 1	F	7.0	1807.7	590.0	90.0	69.90	60.60	0.017	5.200	<.030	20.40	5.00	14.00	32.00	13.00	36.00	54.00	76.00	6.00	21.00	<3.00	238.0	<260.0	126.00	25.00	151.00
25/ 1	F	6.0	2624.8	600.0	266.2	79.90	71.50	0.006	3.600	<.030	17.00	<3.00	9.00	17.00	7.00	17.00	21.00	26.00	<3.00	6.00	<3.00	<99.0	<106.0	43.00	16.00	59.00
Mean		5.1	1721.3	535.8	108.4	68.17	59.35	0.044	4.519	<<.030	15.74	<3.52	9.00	17.32	9.56	22.16	31.04	43.08	<<3.56	11.08	<<3.00	<137.2	<<151.6	50.24	14.52	64.76
Minim.		4.0	1334.4	490.0	37.2	53.40	38.30	0.006	2.000	<.030	9.10	<3.00	6.00	11.00	4.00	11.00	16.00	20.00	<3.00	5.00	<3.00	74.0	<81.0	26.00	6.00	37.00
Maxim.		7.0	2624.8	600.0	266.2	79.90	72.60	0.170	18.900	<.030	30.60	6.00	17.00	34.00	24.00	55.00	81.00	136.00	6.00	38.00	<3.00	330.0	<357.0	126.00	29.00	151.00
St.dev		0.9	254.2	29.4	50.7	8.21	11.11	0.042	3.244	~.000	5.47	0.87	2.36	5.41	4.61	9.79	17.39	27.57	~1.04	7.29	~0.00	64.3	~69.6	23.04	4.67	26.05
Count		25	25	25	25	25	25	25	25	25	25	25	25	25	25	25	25	25	25	25	25	25	25	25	25	25

134

Tab.width cont'd GADU MOR, LI, J99, 98B Lille Molla, 1994-1100.

. Analytical Lab. =>					NIVA	NIVA	Σ(*)	NIVA	NIVA	NIVA
. Analysis Code. =>					340	340	!	340	340	340
Detection Limit =>					3.00	3.00	!	3.00	3.00	3.00
Samp/ Repl. no.	Sex F/M	Age year	Wght g	Lngt mm	HCHA ppb w.wt	HCHG ppb w.wt	HC_Σn ppb w.wt	HCB ppb w.wt	QCB ppb w.wt	OCS ppb w.wt
01/ 1	M	4.0	1532.0	490.0	8.00	10.00	18.00	14.00	<3.00	<3.00
02/ 1	M	4.0	1469.3	500.0	8.00	9.00	17.00	11.00	<3.00	<3.00
03/ 1	M	4.0	1603.2	500.0	7.00	10.00	17.00	11.00	3.00	<3.00
04/ 1	F	4.0	1555.5	510.0	5.00	7.00	12.00	15.00	<3.00	<3.00
05/ 1		5.0	1844.5	510.0	6.00	8.00	14.00	13.00	<3.00	<3.00
06/ 1	M	6.0	1532.4	515.0	4.00	6.00	10.00	9.00	<3.00	<3.00
07/ 1		5.0	1431.8	515.0	5.00	8.00	13.00	12.00	<3.00	<3.00
08/ 1	M	5.0	1751.5	520.0	8.00	9.00	17.00	12.00	<3.00	<3.00
09/ 1	M	4.0	1576.0	520.0	7.00	8.00	15.00	12.00	<3.00	<3.00
10/ 1	M	4.0	1556.2	520.0	8.00	9.00	17.00	13.00	<3.00	<3.00
11/ 1	M	6.0	1334.4	525.0	6.00	7.00	13.00	12.00	<3.00	<3.00
12/ 1	M	5.0	1724.1	525.0	8.00	8.00	16.00	13.00	<3.00	<3.00
13/ 1	F	5.0	1735.6	530.0	5.00	5.00	10.00	10.00	<3.00	<3.00
14/ 1	M	5.0	1901.3	530.0	8.00	10.00	18.00	11.00	<3.00	<3.00
15/ 1	M	5.0	1666.6	535.0	4.00	4.00	8.00	9.00	<3.00	<3.00
16/ 1	F	5.0	1540.9	540.0	6.00	7.00	13.00	11.00	<3.00	<3.00
17/ 1	F	5.0	1798.1	540.0	4.00	6.00	10.00	10.00	<3.00	<3.00
18/ 1	F	5.0	1867.5	550.0	4.00	6.00	10.00	10.00	<3.00	<3.00
19/ 1	F	5.0	2087.9	550.0	6.00	9.00	15.00	10.00	<3.00	<3.00
20/ 1	M	5.0	1730.9	550.0	6.00	9.00	15.00	15.00	<3.00	<3.00
21/ 1	F	6.0	1858.6	570.0	5.00	7.00	12.00	10.00	<3.00	<3.00
22/ 1		5.0	1716.9	580.0	6.00	7.00	13.00	15.00	<3.00	<3.00
23/ 1	F	7.0	1785.0	580.0	6.00	6.00	12.00	17.00	<3.00	<3.00
24/ 1	F	7.0	1807.7	590.0	7.00	8.00	15.00	17.00	<3.00	<3.00
25/ 1	F	6.0	2624.8	600.0	7.00	9.00	16.00	11.00	<3.00	<3.00
Mean		5.1	1721.3	535.8	6.16	7.68	13.84	12.12	<<3.00	<<3.00
Minim.		4.0	1334.4	490.0	4.00	4.00	8.00	9.00	<3.00	<3.00
Maxim.		7.0	2624.8	600.0	8.00	10.00	18.00	17.00	<3.00	<3.00
St.dev		0.9	254.2	29.4	1.40	1.60	2.85	2.30	~0.00	~0.00
Count		25	25	25	25	25	25	25	25	25

Sample.No 01 : Skin with metacercariae of cf. Cryptocotyle lingua Liver and/or intestinal guts with larvae of Anisakis simplex
Sample.No 03 : Liver and/or intestinal guts with larvae of Anisakis simplex
Sample.No 04 : Liver and/or intestinal guts with larvae of Anisakis simplex
Sample.No 05 : Liver and/or intestinal guts with larvae of Anisakis simplex
Sample.No 06 : Skin with metacercariae of cf. Cryptocotyle lingua
Sample.No 07 : Skin with metacercariae of cf. Cryptocotyle lingua Muscle with signs of inner bleeding Signs of mechanical damage (e.g., net wounds) Liver and/or intestinal guts with larvae of Anisakis simplex
Sample.No 08 : Liver and/or intestinal guts with larvae of Anisakis simplex
Sample.No 09 : Liver and/or intestinal guts with larvae of Anisakis simplex
Sample.No 10 : Skin with metacercariae of cf. Cryptocotyle lingua
Sample.No 11 : Skin with metacercariae of cf. Cryptocotyle lingua Liver and/or intestinal guts with larvae of Anisakis simplex
Sample.No 12 : Skin with metacercariae of cf. Cryptocotyle lingua Liver and/or intestinal guts with larvae of Anisakis simplex
Sample.No 13 : Liver and/or intestinal guts with larvae of Anisakis simplex
Sample.No 14 : Skin with metacercariae of cf. Cryptocotyle lingua
Sample.No 15 : Skin with metacercariae of cf. Cryptocotyle lingua Liver and/or intestinal guts with larvae of Anisakis simplex
Sample.No 17 : Skin with metacercariae of cf. Cryptocotyle lingua Liver and/or intestinal guts with larvae of Anisakis simplex
Sample.No 18 : Liver and/or intestinal guts with larvae of Anisakis simplex
Sample.No 19 : Skin with metacercariae of cf. Cryptocotyle lingua Liver and/or intestinal guts with larvae of Anisakis simplex
Sample.No 20 : Liver and/or intestinal guts with larvae of Anisakis simplex
Sample.No 21 : Liver and/or intestinal guts with larvae of Anisakis simplex
Sample.No 22 : Muscle with signs of inner bleeding Liver with necrotic areas and/or discolouration
Sample.No 23 : Muscle with signs of inner bleeding
Sample.No 24 : Muscle with signs of inner bleeding
Sample.No 25 : Skin with metacercariae of cf. Cryptocotyle lingua

Species : GADU MOR, Gadus morhua, GB: Cod, N: Torsk.
Sample.area: J99 Undefined, Tissue : LIVER.
Locality : 98B Lille Molla, Latitude: 68°12.00N, Longitude: 14°48.00E.
Catch,date : 1995-1101, Count: 24, Sample type: Individual.

. Analytical Lab. =>							NIVA	NIVA	NIVA	NIVA	NIVA	NIVA	NIVA	NIVA	NIVA	NIVA	NIVA	NIVA	NIVA	Σ(*)	Σ(*)	NIVA	NIVA	Σ(*)
. Analysis Code. =>							312	311	312	311	340	340	340	340	340	340	340	340	340	!	!	340	340	!
Detection Limit =>						Mean				1.00	3.00	3.00	3.00	3.00	3.00	3.00	3.00	3.00	3.00	!	!	4.00	3.00	!
Samp/ Repl. no.	Sex F/M	Age year	Wght g	Lngt mm		Weight g	Dry %	Fat %	Cd ppm w.wt	Cu ppm w.wt	Pb ppm w.wt	Zn ppm w.wt	CB28 ppb w.wt	CB52 ppb w.wt	CB101 ppb w.wt	CB105 ppb w.wt	CB118 ppb w.wt	CB138 ppb w.wt	CB153 ppb w.wt	CB156 ppb w.wt	CB180 ppb w.wt	CB209 ppb w.wt	CB_Σ7 ppb w.wt	CB_ΣΣ ppb w.wt	DDEPP ppb w.wt	TDEPP ppb w.wt	DD_Σn ppb w.wt
01/ 1	M	4.0	2342.4	580.0		244.3	86.00	79.50	0.019	1.600	<.030	8.80	<3.00	17.00	23.00	9.00	21.00	24.00	26.00	3.00	6.00	<3.00	<120.0	<132.0	21.00	<3.00	<24.00
02/ 1	F	4.0	2379.4	640.0		169.4	74.70	67.30	0.023	1.500	<.040	10.70	4.00	24.00	76.00	42.00	109.00	189.00	241.00	18.00	54.00	<3.00	697.0	<760.0	84.00	14.00	98.00
03/ 1	M	6.0	2210.7	650.0		93.3	67.50	63.10	0.278	3.800	<.040	17.20	4.00	17.00	40.00	23.00	52.00	69.00	88.00	8.00	21.00	<3.00	291.0	<325.0	44.00	7.00	51.00
04/ 1	M	6.0	2496.1	660.0		100.4	71.00	63.40	0.081	3.900	<.030	18.30	<3.00	16.00	65.00	33.00	81.00	139.00	189.00	15.00	44.00	<3.00	<537.0	<585.0	76.00	11.00	87.00
05/ 1	F	6.0	2575.8	680.0		187.0	74.60	64.00	0.097	1.900	<.040	12.70	3.00	18.00	30.00	15.00	32.00	38.00	40.00	4.00	10.00	<3.00	171.0	<193.0	36.00	6.00	42.00
06/ 1	M	8.0	2997.8	690.0		215.9	81.30	74.20	0.143	2.200	<.040	13.10	3.00	16.00	31.00	13.00	29.00	34.00	38.00	4.00	10.00	<3.00	161.0	<181.0	32.00	6.00	38.00
07/ 1	M	6.0	2770.2	700.0		172.9	81.50	74.60	0.140	3.300	<.040	13.40	3.00	14.00	31.00	16.00	34.00	42.00	46.00	5.00	12.00	<3.00	182.0	<206.0	39.00	8.00	47.00
08/ 1	F	6.0	2962.2	710.0		192.6	72.80	64.70	0.198	4.400	<.040	15.60	<3.00	13.00	29.00	17.00	37.00	47.00	55.00	5.00	13.00	<3.00	<197.0	<219.0	47.00	7.00	54.00
09/ 1	F	6.0	2952.8	710.0		110.1	68.50	60.00	0.106	5.900	<.040	19.40	4.00	19.00	72.00	42.00	119.00	152.00	171.00	14.00	36.00	<3.00	573.0	<632.0	112.00	12.00	124.00
10/ 1	F	6.0	3199.8	720.0		304.2	82.00	77.70	0.118	2.600	<.040	12.10	<3.00	14.00	29.00	13.00	29.00	34.00	35.00	4.00	9.00	<3.00	<153.0	<170.0	36.00	7.00	43.00
11/ 1	F	7.0	2974.5	720.0		161.1	68.80	62.90	0.237	2.300	<.040	15.90	3.00	14.00	30.00	13.00	28.00	37.00	42.00	4.00	11.00	<3.00	165.0	<185.0	51.00	9.00	60.00
12/ 1	F	8.0	3160.8	720.0		198.6	75.50	68.70	0.225	3.400	<.030	13.70	<3.00	12.00	27.00	14.00	33.00	39.00	45.00	4.00	11.00	<3.00	<170.0	<188.0	47.00	8.00	55.00
13/ 1	M	9.0	3455.6	730.0		162.3	80.90	74.70	0.155	2.700	<.030	13.70	4.00	19.00	52.00	23.00	50.00	67.00	77.00	7.00	18.00	<3.00	287.0	<320.0	90.00	14.00	104.00
14/ 1	F	6.0	2954.5	740.0		110.0	58.40	50.70	0.105	6.200	<.030	16.70	4.00	12.00	35.00	35.00	95.00	122.00	171.00	13.00	47.00	<3.00	486.0	<537.0	175.00	14.00	189.00
15/ 1	M	6.0	3263.7	740.0		208.8	69.60	62.30	0.171	2.400	<.040	12.00	3.00	14.00	32.00	16.00	37.00	47.00	51.00	5.00	12.00	<3.00	196.0	<220.0	33.00	5.00	38.00
16/ 1	M	7.0	4100.0	750.0		361.8	77.50	70.70	0.036	2.000	<.030	9.60	3.00	19.00	46.00	18.00	42.00	59.00	69.00	6.00	17.00	<3.00	255.0	<282.0	56.00	8.00	64.00
17/ 1	M	7.0	4700.0	780.0		260.8	74.10	66.60	0.034	2.000	<.040	15.00	3.00	11.00	46.00	28.00	80.00	133.00	180.00	12.00	44.00	<3.00	497.0	<540.0	116.00	9.00	125.00
18/ 1	F	9.0	4100.0	800.0		413.2	76.00	69.00	0.144	1.400	<.040	16.00	3.00	14.00	29.00	14.00	30.00	37.00	38.00	4.00	9.00	<3.00	160.0	<181.0	38.00	7.00	45.00
19/ 1	M	9.0	5200.0	810.0		539.6	83.30	77.50	0.052	1.700	<.040	9.30	3.00	18.00	40.00	15.00	35.00	47.00	55.00	5.00	13.00	<3.00	211.0	<234.0	58.00	9.00	67.00
20/ 1	F	8.0	5800.0	820.0		458.0	72.20	64.30	0.216	1.900	<.040	16.40	<3.00	10.00	24.00	13.00	32.00	42.00	47.00	4.00	12.00	<3.00	<170.0	<187.0	39.00	5.00	44.00
21/ 1	F	8.0	5500.0	830.0		365.1	68.90	60.40	0.161	3.100	<.030	15.60	3.00	12.00	30.00	16.00	37.00	47.00	56.00	5.00	13.00	<3.00	198.0	<222.0	53.00	8.00	61.00
22/ 1	M	10.0	5800.0	850.0		400.4	81.20	76.30	0.108	1.900	<.040	11.80	3.00	18.00	43.00	17.00	38.00	52.00	58.00	6.00	16.00	<3.00	228.0	<254.0	74.00	11.00	85.00
23/ 1	F	10.0	5600.0	850.0		454.2	75.70	67.70	0.106	4.100	<.040	12.60	3.00	13.00	30.00	19.00	42.00	52.00	63.00	6.00	15.00	<3.00	218.0	<246.0	52.00	10.00	62.00
24/ 1	M	10.0	6500.0	860.0		690.7	79.60	74.40	0.025	1.000	<.030	7.00	3.00	16.00	33.00	13.00	29.00	36.00	41.00	4.00	11.00	<3.00	169.0	<189.0	37.00	7.00	44.00
Mean		7.2	3749.8	739.2		273.9	75.07	68.11	0.124	2.800	<<.037	13.61	<<3.21	15.42	38.46	19.88	47.96	66.04	80.08	6.88	19.33	<<3.00	<<270.5	<<299.5	60.25	<8.54	<68.79
Minim.		4.0	2210.7	580.0		93.3	58.40	50.70	0.019	1.000	<.030	7.00	<3.00	10.00	23.00	9.00	21.00	24.00	26.00	3.00	6.00	<3.00	<120.0	<132.0	21.00	<3.00	<24.00
Maxim.		10.0	6500.0	860.0		690.7	86.00	79.50	0.278	6.200	<.040	19.40	4.00	24.00	76.00	42.00	119.00	189.00	241.00	18.00	54.00	<3.00	697.0	<760.0	175.00	14.00	189.00
St.dev		1.7	1316.7	73.5		155.2	6.36	7.01	0.073	1.358	~.005	3.14	~0.41	3.26	14.58	9.33	27.41	44.93	60.61	4.20	14.08	~0.00	~159.8	~173.4	34.82	~2.93	~37.20
Count		24	24	24		24	24	24	24	24	24	24	24	24	24	24	24	24	24	24	24	24	24	24	24	24	24

136

Tab.width cont'd GADU MOR, LI, J99, 98B Lille Molla, 1995-1101.

Samp/ Repl. no.	Sex F/M	Age year	Wght g	Lngt mm	HCHA ppb w.wt	HCHG ppb w.wt	HC_Σn ppb w.wt	HCB ppb w.wt	QCB ppb w.wt	OCS ppb w.wt
. Analytical Lab. =>					NIVA	NIVA	Σ(*)	NIVA	NIVA	NIVA
. Analysis Code. =>					340	340	!	340	340	340
Detection Limit =>					3.00	3.00	!	3.00	3.00	3.00
01/ 1	M	4.0	2342.4	580.0	6.00	5.00	11.00	12.00	<3.00	<3.00
02/ 1	F	4.0	2379.4	640.0	<3.00	<3.00	<3.00	<3.00	<3.00	<3.00
03/ 1	M	6.0	2210.7	650.0	4.00	<3.00	<7.00	23.00	<3.00	<3.00
04/ 1	M	6.0	2496.1	660.0	<3.00	<3.00	<3.00	<3.00	<3.00	<3.00
05/ 1	F	6.0	2575.8	680.0	4.00	3.00	7.00	15.00	<3.00	<3.00
06/ 1	M	8.0	2997.8	690.0	5.00	4.00	9.00	18.00	<3.00	<3.00
07/ 1	M	6.0	2770.2	700.0	5.00	3.00	8.00	16.00	<3.00	<3.00
08/ 1	F	6.0	2962.2	710.0	4.00	3.00	7.00	20.00	<3.00	<3.00
09/ 1	F	6.0	2952.8	710.0	4.00	3.00	7.00	25.00	<3.00	<3.00
10/ 1	F	6.0	3199.8	720.0	5.00	3.00	8.00	16.00	<3.00	<3.00
11/ 1	F	7.0	2974.5	720.0	4.00	3.00	7.00	21.00	<3.00	<3.00
12/ 1	F	8.0	3160.8	720.0	5.00	3.00	8.00	18.00	<3.00	<3.00
13/ 1	M	9.0	3455.6	730.0	5.00	3.00	8.00	20.00	<3.00	<3.00
14/ 1	F	6.0	2954.5	740.0	3.00	<3.00	<6.00	20.00	<3.00	<3.00
15/ 1	M	6.0	3263.7	740.0	3.00	<3.00	<6.00	23.00	<3.00	<3.00
16/ 1	M	7.0	4100.0	750.0	4.00	3.00	7.00	17.00	<3.00	<3.00
17/ 1	M	7.0	4700.0	780.0	4.00	<3.00	<7.00	14.00	<3.00	<3.00
18/ 1	F	9.0	4100.0	800.0	5.00	3.00	8.00	16.00	<3.00	<3.00
19/ 1	M	9.0	5200.0	810.0	5.00	3.00	8.00	19.00	<3.00	<3.00
20/ 1	F	8.0	5800.0	820.0	4.00	3.00	7.00	18.00	<3.00	<3.00
21/ 1	F	8.0	5500.0	830.0	3.00	3.00	6.00	20.00	<3.00	<3.00
22/ 1	M	10.0	5800.0	850.0	5.00	3.00	8.00	18.00	<3.00	<3.00
23/ 1	F	10.0	5600.0	850.0	4.00	4.00	8.00	19.00	<3.00	<3.00
24/ 1	M	10.0	6500.0	860.0	4.00	4.00	8.00	14.00	<3.00	<3.00
Mean		7.2	3749.8	739.2	<4.21	<<3.21	<<7.17	<17.00	<<3.00	<<3.00
Minim.		4.0	2210.7	580.0	<3.00	<3.00	<3.00	<3.00	<3.00	<3.00
Maxim.		10.0	6500.0	860.0	6.00	5.00	11.00	25.00	<3.00	<3.00
St.dev		1.7	1316.7	73.5	~0.83	~0.51	~1.66	~5.28	~0.00	~0.00
Count		24	24	24	24	24	24	24	24	24

Sample.No 01 : Muscle with signs of inner bleeding Liver and/or intestinal guts with larvae of Anisakis simplex
Sample.No 02 : Muscle with signs of inner bleeding Liver and/or intestinal guts with larvae of Anisakis simplex
Sample.No 03 : Muscle with signs of inner bleeding Liver and/or intestinal guts with larvae of Anisakis simplex
Sample.No 04 : Muscle with signs of inner bleeding Liver and/or intestinal guts with larvae of Anisakis simplex Bacterial fin rot
Sample.No 05 : Muscle with signs of inner bleeding Liver and/or intestinal guts with larvae of Anisakis simplex Bacterial fin rot
Sample.No 06 : Muscle with signs of inner bleeding Liver and/or intestinal guts with larvae of Anisakis simplex
Sample.No 07 : Muscle with signs of inner bleeding Liver and/or intestinal guts with larvae of Anisakis simplex
Sample.No 08 : Muscle with signs of inner bleeding Liver and/or intestinal guts with larvae of Anisakis simplex
Sample.No 09 : Muscle with signs of inner bleeding Liver and/or intestinal guts with larvae of Anisakis simplex Bacterial fin rot
Sample.No 10 : Muscle with signs of inner bleeding Liver and/or intestinal guts with larvae of Anisakis simplex
Sample.No 11 : Muscle with signs of inner bleeding Liver and/or intestinal guts with larvae of Anisakis simplex
Sample.No 12 : Muscle with signs of inner bleeding Liver and/or intestinal guts with larvae of Anisakis simplex Liver with necrotic areas and/or discolouration
Sample.No 13 : Muscle with signs of inner bleeding Liver and/or intestinal guts with larvae of Anisakis simplex
Sample.No 14 : Liver and/or intestinal guts with larvae of Anisakis simplex
Sample.No 15 : Muscle with signs of inner bleeding Liver and/or intestinal guts with larvae of Anisakis simplex
Sample.No 16 : Muscle with signs of inner bleeding Liver and/or intestinal guts with larvae of Anisakis simplex
Sample.No 17 : Muscle with signs of inner bleeding Liver and/or intestinal guts with larvae of Anisakis simplex
Sample.No 18 : Muscle with signs of inner bleeding Bacterial fin rot Liver and/or intestinal guts with larvae of Anisakis simplex
Sample.No 19 : Muscle with signs of inner bleeding Liver and/or intestinal guts with larvae of Anisakis simplex
Sample.No 20 : Muscle with signs of inner bleeding Liver and/or intestinal guts with larvae of Anisakis simplex
Sample.No 21 : Muscle with signs of inner bleeding Liver and/or intestinal guts with larvae of Anisakis simplex
Sample.No 22 : Muscle with signs of inner bleeding Liver and/or intestinal guts with larvae of Anisakis simplex
Sample.No 23 : Muscle with signs of inner bleeding Liver and/or intestinal guts with larvae of Anisakis simplex
Sample.No 24 : Muscle with signs of inner bleeding Liver and/or intestinal guts with larvae of Anisakis simplex

Species : GADU MOR, Gadus morhua, GB: Cod, N: Torsk.
Sample.area: J99 Undefined, Tissue : LIVER.
Locality : 98B Lille Molla, Latitude: 68°12.00N, Longitude: 14°48.00E.
Catch,date : 1996-1115, Count: 25, Sample type: Individual.

. Analytical Lab. ⇒								NIVA	NIVA	NIVA	NIVA	NIVA	NIVA	NIVA	NIVA	NIVA	NIVA	NIVA	NIVA	NIVA	Σ(*)	Σ(*)	NIVA	NIVA	Σ(*)
. Analysis Code. ⇒								312	311	312	311	340	340	340	340	340	340	340	340	340	!	!	340	340	!
Detection Limit ⇒								0.050	0.010	0.030	1.00	3.00	3.00	3.00	3.00	3.00	3.00	3.00	3.00	3.00	!	!	4.00	3.00	!
Samp/ Repl. no.	Sex F/M	Age year	Wght g	Lngt mm	Mean Weight g	Dry %	Fat %	Cd ppm w.wt	Cu ppm w.wt	Pb ppm w.wt	Zn ppm w.wt	CB28 ppb w.wt	CB52 ppb w.wt	CB101 ppb w.wt	CB105 ppb w.wt	CB118 ppb w.wt	CB138 ppb w.wt	CB153 ppb w.wt	CB156 ppb w.wt	CB180 ppb w.wt	CB209 ppb w.wt	CB_Σ7 ppb w.wt	CB_ΣΣ ppb w.wt	DDEPP ppb w.wt	TDEPP ppb w.wt	DD_Σn ppb w.wt
01/ 1	M	5.0	1452.0	545.0	12.6	26.10	8.66	0.460	16.600	<.030	52.90	3.00	4.00	19.00	22.00	59.00	75.00	134.00	11.00	43.00	4.00	337.0	374.0	127.00	33.00	160.00
02/ 1	M	5.0	1518.0	560.0	43.4	64.60	57.30	0.310	6.790	<.040	20.40	5.00	9.00	22.00	13.00	35.00	50.00	72.00	6.00	18.00	<2.00	211.0	<232.0	95.00	37.00	132.00
03/ 1	M	7.0	1673.0	590.0	52.6	67.60	61.10	0.330	13.300	<.030	20.20	7.00	15.00	36.00	18.00	44.00	53.00	73.00	7.00	19.00	<2.00	247.0	<274.0	138.00	63.00	201.00
04/ 1	M	5.5	2019.0	615.0	93.8	71.70	66.50	0.170	4.500	<.040	12.50	9.00	16.00	38.00	23.00	52.00	57.00	68.00	7.00	13.00	<2.00	253.0	<285.0	145.00	69.00	214.00
05/ 1	M	7.0	2070.0	640.0	25.8	27.20	11.10	1.230	5.590	<.040	35.10	4.00	12.00	48.00	29.00	80.00	116.00	165.00	15.00	46.00	2.00	471.0	517.0	137.00	62.00	199.00
06/ 1	M	9.0	1984.0	650.0	39.7	50.20	38.50	0.280	12.300	<.030	31.10	8.00	15.00	60.00	43.00	102.00	109.00	130.00	14.00	27.00	<2.00	451.0	<510.0	173.00	68.00	241.00
07/ 1	M	8.0	2000.0	650.0	45.9	54.90	43.60	0.720	7.210	<.030	24.40	9.00	16.00	42.00	22.00	49.00	59.00	82.00	8.00	21.00	<2.00	278.0	<310.0	174.00	81.00	255.00
08/ 1	F	7.0	1754.0	650.0	48.5	51.70	39.10	0.900	6.890	<.040	21.30	5.00	7.00	16.00	12.00	29.00	38.00	51.00	5.00	17.00	<2.00	163.0	<182.0	110.00	36.00	146.00
09/ 1	M	7.0	2652.0	660.0	210.7	81.00	76.70	0.017	1.580	<.030	9.46	7.00	24.00	52.00	20.00	48.00	65.00	80.00	7.00	19.00	<2.00	295.0	<324.0	180.00	88.00	268.00
10/ 1	M	7.0	2532.0	665.0	27.1	40.40	26.00	0.420	55.200	<.040	51.40	7.00	24.00	83.00	61.00	154.00	178.00	188.00	20.00	35.00	<2.00	669.0	<752.0	215.00	87.00	302.00
11/ 1	M	8.0	2313.0	670.0	75.6	70.70	62.10	0.390	7.710	<.040	19.90	7.00	20.00	50.00	33.00	79.00	87.00	112.00	11.00	26.00	<2.00	381.0	<427.0	183.00	79.00	262.00
12/ 1	M	7.0	2153.0	670.0	41.9	54.50	42.80	0.720	7.480	<.030	26.20	9.00	28.00	68.00	41.00	99.00	119.00	149.00	15.00	35.00	<2.00	507.0	<565.0	257.00	114.00	371.00
13/ 1	M	7.0	2248.0	680.0	100.3	78.30	70.90	0.430	1.660	<.040	11.80	5.00	14.00	23.00	14.00	31.00	35.00	50.00	5.00	12.00	<2.00	170.0	<191.0	96.00	50.00	146.00
14/ 1	M	8.0	2670.0	680.0	78.0	62.40	53.40	0.180	7.740	<.040	16.20	9.00	44.00	182.00	131.00	317.00	284.00	240.00	34.00	39.00	<2.00	1115.0	<1282.0	181.00	104.00	285.00
15/ 1	M	9.0	2776.0	680.0	153.6	77.90	75.00	0.230	6.170	<.040	12.40	6.00	17.00	31.00	17.00	40.00	46.00	55.00	6.00	11.00	<2.00	206.0	<231.0	118.00	59.00	177.00
16/ 1	M	10.0	2475.0	685.0	107.6	72.10	65.40	0.600	3.720	<.040	16.20	4.00	19.00	33.00	15.00	36.00	46.00	60.00	5.00	12.00	<2.00	210.0	<232.0	118.00	45.00	163.00
17/ 1	M	9.0	2448.0	690.0	120.2	76.30	70.00	0.230	3.270	<.040	11.70	4.00	18.00	34.00	17.00	44.00	50.00	59.00	5.00	11.00	<2.00	220.0	<244.0	113.00	39.00	152.00
18/ 1	M	10.0	2695.0	690.0	114.8	71.60	65.00	0.190	5.040	<.040	12.40	7.00	24.00	53.00	26.00	65.00	75.00	89.00	8.00	17.00	<2.00	330.0	<366.0	179.00	67.00	246.00
19/ 1	M	9.0	2827.0	690.0	58.5	58.10	47.10	0.180	18.400	<.030	28.40	5.00	24.00	78.00	53.00	134.00	159.00	164.00	17.00	30.00	<2.00	594.0	<666.0	180.00	65.00	245.00
20/ 1	M	10.0	2695.0	710.0	159.7	56.20	46.40	0.950	8.320	<.030	24.40	9.00	31.00	86.00	49.00	125.00	173.00	223.00	18.00	50.00	<2.00	697.0	<766.0	307.00	114.00	421.00
21/ 1	M	9.0	2879.0	715.0	159.7	76.80	73.50	0.330	4.810	<.040	12.40	4.00	18.00	30.00	16.00	41.00	48.00	66.00	5.00	13.00	<2.00	220.0	<243.0	93.00	36.00	129.00
22/ 1	M	11.0	2581.0	730.0	106.0	74.50	69.50	0.640	2.730	<.040	13.20	5.00	23.00	32.00	17.00	40.00	47.00	63.00	5.00	12.00	<2.00	222.0	<246.0	122.00	54.00	176.00
23/ 1	M	10.0	3312.0	730.0	133.3	76.30	69.20	0.280	5.370	<.040	15.20	7.00	23.00	64.00	33.00	91.00	117.00	153.00	13.00	32.00	<2.00	487.0	<535.0	268.00	68.00	336.00
24/ 1	M	11.0	3123.0	730.0	216.0	77.50	74.50	0.200	1.960	<.040	8.16	4.00	17.00	24.00	12.00	27.00	33.00	42.00	4.00	8.00	<2.00	155.0	<173.0	88.00	39.00	127.00
25/ 1	M	11.0	2935.0	740.0	139.7	75.40	70.40	0.340	1.160	<.040	8.82	5.00	19.00	30.00	15.00	36.00	45.00	56.00	5.00	11.00	<2.00	202.0	<224.0	119.00	52.00	171.00
Mean		8.3	2391.4	668.6	94.6	63.76	55.35	0.429	8.620	<<.037	20.65	6.16	19.24	49.36	30.08	74.28	86.56	104.96	10.24	23.08	<<2.08	363.6	<<406.0	156.64	64.36	221.00
Minim.		5.0	1452.0	545.0	12.6	26.10	8.66	0.017	1.160	<.030	8.16	3.00	4.00	16.00	12.00	27.00	33.00	42.00	4.00	8.00	<2.00	155.0	<173.0	88.00	33.00	127.00
Maxim.		11.0	3312.0	740.0	216.0	81.00	76.70	1.250	55.200	<.040	52.90	9.00	44.00	182.00	131.00	317.00	284.00	240.00	34.00	50.00	4.00	1115.0	<1282.0	307.00	114.00	421.00
St.dev		1.8	494.2	50.2	56.9	15.51	19.37	0.290	10.668	~.005	11.90	1.93	8.13	34.13	25.12	61.64	59.70	57.37	6.90	12.43	~0.40	223.4	~254.4	57.59	23.82	78.72
Count		25	25	25	25	25	25	25	25	25	25	25	25	25	25	25	25	25	25	25	25	25	25	25	25	25

138

Tab.width cont'd **GADU MOR, LI, J99, 98B Lille Molla, 1996-1115.**

. Analytical Lab. =>					NIVA	NIVA	Σ(*)	NIVA	NIVA	NIVA
. Analysis Code. =>					340	340	!	340	340	340
Detection Limit =>					3.00	3.00	!	3.00	3.00	3.00
Samp/ Repl. no.	Sex F/M	Age year	Wght g	Lngt mm	HCHA ppb w.wt	HCHG ppb w.wt	HC_Σn ppb w.wt	HCB ppb w.wt	QCB ppb w.wt	OCS ppb w.wt
01/ 1	M	5.0	1452.0	545.0	<2.00	<2.00	<2.00	8.00	<2.00	2.00
02/ 1	M	5.0	1518.0	560.0	6.00	8.00	14.00	31.00	2.00	<2.00
03/ 1	M	7.0	1673.0	590.0	6.00	8.00	14.00	47.00	2.00	2.00
04/ 1	M	5.5	2019.0	615.0	7.00	11.00	18.00	47.00	3.00	2.00
05/ 1	M	7.0	2070.0	640.0	<2.00	2.00	<4.00	11.00	<2.00	2.00
06/ 1	M	9.0	1984.0	650.0	4.00	7.00	11.00	40.00	<2.00	2.00
07/ 1	M	8.0	2000.0	650.0	5.00	7.00	12.00	46.00	2.00	3.00
08/ 1	F	7.0	1754.0	650.0	4.00	8.00	12.00	28.00	2.00	2.00
09/ 1	M	7.0	2652.0	660.0	7.00	7.00	14.00	23.00	2.00	<2.00
10/ 1	M	7.0	2532.0	665.0	2.00	2.00	4.00	23.00	<2.00	2.00
11/ 1	M	8.0	2313.0	670.0	6.00	10.00	16.00	41.00	2.00	2.00
12/ 1	M	7.0	2153.0	670.0	4.00	7.00	11.00	44.00	<2.00	4.00
13/ 1	M	7.0	2248.0	680.0	7.00	9.00	16.00	42.00	2.00	2.00
14/ 1	M	8.0	2670.0	680.0	5.00	5.00	10.00	38.00	2.00	2.00
15/ 1	M	9.0	2776.0	680.0	7.00	7.00	14.00	35.00	2.00	2.00
16/ 1	M	10.0	2475.0	685.0	5.00	5.00	10.00	31.00	2.00	<2.00
17/ 1	M	9.0	2448.0	690.0	6.00	5.00	11.00	31.00	2.00	<2.00
18/ 1	M	10.0	2695.0	690.0	5.00	5.00	10.00	28.00	2.00	2.00
19/ 1	M	9.0	2827.0	690.0	4.00	3.00	7.00	24.00	<2.00	2.00
20/ 1	M	10.0	2695.0	710.0	4.00	4.00	8.00	42.00	<2.00	3.00
21/ 1	M	9.0	2879.0	715.0	6.00	5.00	11.00	30.00	2.00	<2.00
22/ 1	M	11.0	2581.0	730.0	6.00	6.00	12.00	44.00	2.00	2.00
23/ 1	M	10.0	3312.0	730.0	6.00	7.00	13.00	35.00	2.00	2.00
24/ 1	M	11.0	3123.0	730.0	6.00	6.00	12.00	30.00	2.00	<2.00
25/ 1	M	11.0	2935.0	740.0	6.00	6.00	12.00	38.00	2.00	<2.00
Mean		8.3	2391.4	668.6	<5.12	<6.08	<11.12	33.48	<<2.04	<<2.16
Minim.		5.0	1452.0	545.0	<2.00	<2.00	<2.00	8.00	<2.00	<2.00
Maxim.		11.0	3312.0	740.0	7.00	11.00	18.00	47.00	3.00	4.00
St.dev		1.8	494.2	50.2	~1.54	~2.36	~3.82	10.41	~0.20	~0.47
Count		25	25	25	25	25	25	25	25	25

139

Sample.No 01 : Liver with necrotic areas and/or discolouration Signs of mechanical damage (e.g., net wounds) Muscle with signs of inner bleeding Liver and/or intestinal guts with larvae of Anisakis simplex
Sample.No 02 : Liver with necrotic areas and/or discolouration Signs of mechanical damage (e.g., net wounds) Muscle with signs of inner bleeding Liver and/or intestinal guts with larvae of Anisakis simplex
Sample.No 03 : Liver with necrotic areas and/or discolouration Signs of mechanical damage (e.g., net wounds) Muscle with signs of inner bleeding Liver and/or intestinal guts with larvae of Anisakis simplex
Sample.No 04 : Liver with necrotic areas and/or discolouration Signs of mechanical damage (e.g., net wounds) Muscle with signs of inner bleeding Liver and/or intestinal guts with larvae of Anisakis simplex
Sample.No 05 : Liver with necrotic areas and/or discolouration Signs of mechanical damage (e.g., net wounds) Muscle with signs of inner bleeding Liver and/or intestinal guts with larvae of Anisakis simplex
Sample.No 06 : Liver with necrotic areas and/or discolouration Signs of mechanical damage (e.g., net wounds) Muscle with signs of inner bleeding Liver and/or intestinal guts with larvae of Anisakis simplex
Sample.No 07 : Liver with necrotic areas and/or discolouration Signs of mechanical damage (e.g., net wounds) Muscle with signs of inner bleeding Liver and/or intestinal guts with larvae of Anisakis simplex
Sample.No 08 : Liver with necrotic areas and/or discolouration Signs of mechanical damage (e.g., net wounds) Muscle with signs of inner bleeding Liver and/or intestinal guts with larvae of Anisakis simplex
Sample.No 09 : Liver with necrotic areas and/or discolouration Signs of mechanical damage (e.g., net wounds) Muscle with signs of inner bleeding Liver and/or intestinal guts with larvae of Anisakis simplex
Sample.No 10 : Liver with necrotic areas and/or discolouration Signs of mechanical damage (e.g., net wounds) Muscle with signs of inner bleeding Liver and/or intestinal guts with larvae of Anisakis simplex
Sample.No 11 : Liver with necrotic areas and/or discolouration Signs of mechanical damage (e.g., net wounds) Muscle with signs of inner bleeding Liver and/or intestinal guts with larvae of Anisakis simplex
Sample.No 12 : Liver with necrotic areas and/or discolouration Signs of mechanical damage (e.g., net wounds) Muscle with signs of inner bleeding Liver and/or intestinal guts with larvae of Anisakis simplex
Sample.No 13 : Liver with necrotic areas and/or discolouration Signs of mechanical damage (e.g., net wounds) Muscle with signs of inner bleeding Liver and/or intestinal guts with larvae of Anisakis simplex
Sample.No 14 : Liver with necrotic areas and/or discolouration Signs of mechanical damage (e.g., net wounds) Muscle with signs of inner bleeding Liver and/or intestinal guts with larvae of Anisakis simplex
Sample.No 15 : Liver with necrotic areas and/or discolouration Signs of mechanical damage (e.g., net wounds) Muscle with signs of inner bleeding Liver and/or intestinal guts with larvae of Anisakis simplex
Sample.No 16 : Liver with necrotic areas and/or discolouration Signs of mechanical damage (e.g., net wounds) Muscle with signs of inner bleeding Liver and/or intestinal guts with larvae of Anisakis simplex
Sample.No 17 : Liver with necrotic areas and/or discolouration Signs of mechanical damage (e.g., net wounds) Muscle with signs of inner bleeding Liver and/or intestinal guts with larvae of Anisakis simplex
Sample.No 18 : Liver with necrotic areas and/or discolouration Signs of mechanical damage (e.g., net wounds) Muscle with signs of inner bleeding Liver and/or intestinal guts with larvae of Anisakis simplex
Sample.No 19 : Liver with necrotic areas and/or discolouration Signs of mechanical damage (e.g., net wounds) Muscle with signs of inner bleeding Liver and/or intestinal guts with larvae of Anisakis simplex
Sample.No 20 : Liver with necrotic areas and/or discolouration Signs of mechanical damage (e.g., net wounds) Muscle with signs of inner bleeding Liver and/or intestinal guts with larvae of Anisakis simplex
Sample.No 21 : Liver with necrotic areas and/or discolouration Signs of mechanical damage (e.g., net wounds) Muscle with signs of inner bleeding Liver and/or intestinal guts with larvae of Anisakis simplex
Sample.No 22 : Liver with necrotic areas and/or discolouration Signs of mechanical damage (e.g., net wounds) Muscle with signs of inner bleeding Liver and/or intestinal guts with larvae of Anisakis simplex
Sample.No 23 : Liver with necrotic areas and/or discolouration Signs of mechanical damage (e.g., net wounds) Muscle with signs of inner bleeding Liver and/or intestinal guts with larvae of Anisakis simplex
Sample.No 24 : Liver with necrotic areas and/or discolouration Signs of mechanical damage (e.g., net wounds) Muscle with signs of inner bleeding Liver and/or intestinal guts with larvae of Anisakis simplex
Sample.No 25 : Liver with necrotic areas and/or discolouration Signs of mechanical damage (e.g., net wounds) Muscle with signs of inner bleeding Liver and/or intestinal guts with larvae of Anisakis simplex

Species : GADU MOR, Gadus morhua, GB: Cod, N: Torsk.
Sample.area: J99 Undefined, Tissue : LIVER.
Locality : 98B Lille Molla, Latitude: 68°12.00N, Longitude: 14°48.00E.
Catch,date : 1997-1201, Count: 25, Sample type: Individual.

. Analytical Lab. ⇒							NIVA	NIVA	NIVA	NIVA	NIVA	NIVA	NIVA	NIVA	NIVA	NIVA	NIVA	NIVA	NIVA	Σ(*)	Σ(*)	NIVA	NIVA	Σ(*)
. Analysis Code. ⇒							312	311	312	311	340	340	340	340	340	340	340	340	340	!	!	340	340	!
Detection Limit ⇒						Mean	0.050	0.010	0.040	1.00	3.00	3.00	3.00	3.00	3.00	3.00	3.00	3.00	3.00	!	!	4.00	3.00	!
Samp/ Repl. no.	Sex F/M	Age year	Wght g	Lngt mm		Weight g	Dry %	Fat %	Cd ppm w.wt	Cu ppm w.wt	Pb ppm w.wt	Zn ppm w.wt	CB28 ppb w.wt	CB52 ppb w.wt	CB101 ppb w.wt	CB105 ppb w.wt	CB118 ppb w.wt	CB138 ppb w.wt	CB153 ppb w.wt	CB156 ppb w.wt	CB180 ppb w.wt	CB209 ppb w.wt	CB_Σ7 ppb w.wt	CB_ΣΣ ppb w.wt	DDEPP ppb w.wt	TDEPP ppb w.wt	DD_Σn ppb w.wt
01/ 1	M	3.0	120.0	235.0		1.1	27.40	.	0.118	1.190	<.050	24.40	.	.	.	.	.	.	.	.	.	.	.	.	.	.	.
02/ 1	M	4.0	300.0	305.0		1.7	23.60	.	0.150	5.800	0.080	35.00	.	.	.	.	.	.	.	.	.	.	.	.	.	.	.
03/ 1	F	5.0	465.0	370.0		3.3	22.00	.	0.130	2.850	0.050	30.00	miss	miss	miss	miss	miss	miss	miss	miss	miss	miss	.	.	miss	miss	.
04/ 1	F	6.0	1035.0	510.0		29.4	56.20	48.11	0.064	8.290	0.050	16.80	5.00	5.00	29.00	17.00	39.00	81.00	91.00	6.00	24.00	<1.00	274.0	<298.0	130.00	41.00	171.00
05/ 1	F	6.0	2322.0	530.0		39.9	41.00	27.00	0.037	1.700	<.050	21.30	3.00	2.00	18.00	29.00	94.00	115.00	221.00	14.00	59.00	<1.00	512.0	<556.0	202.00	24.00	226.00
06/ 1	F	7.0	1847.0	560.0		50.1	50.90	29.76	0.051	3.140	0.070	20.00	3.00	3.00	45.00	29.00	82.00	118.00	141.00	11.00	33.00	<1.00	425.0	<466.0	180.00	33.00	213.00
07/ 1	F	6.0	2150.0	575.0		31.0	38.70	24.05	0.082	4.570	<.050	33.20	1.70	1.30	15.00	20.00	61.00	98.00	152.00	10.00	38.00	<0.50	367.0	<397.5	89.00	9.00	98.00
08/ 1	F	7.0	1980.0	615.0		68.8	51.90	39.48	0.036	2.540	<.050	21.80	5.00	6.00	49.00	31.00	86.00	119.00	174.00	12.00	43.00	<1.00	482.0	<526.0	248.00	60.00	308.00
09/ 1	F	7.0	2311.0	620.0		48.6	57.30	45.00	0.098	5.670	0.090	28.00	4.00	4.00	36.00	28.00	87.00	115.00	181.00	13.00	49.00	<1.00	476.0	<518.0	280.00	56.00	336.00
10/ 1	M	8.0	1888.0	620.0		22.9	38.60	20.64	0.223	12.700	<.050	40.20	4.00	7.00	40.00	19.00	53.00	76.00	103.00	8.00	27.00	<1.00	310.0	<338.0	194.00	67.00	261.00
11/ 1	F	7.0	2411.0	620.0		112.2	65.70	55.97	0.025	4.640	<.050	22.00	3.00	3.00	34.00	22.00	69.00	118.00	165.00	13.00	45.00	<1.00	437.0	<473.0	160.00	20.00	180.00
12/ 1	F	9.0	2294.0	635.0		48.8	44.50	31.60	0.088	2.430	<.050	18.90	6.00	4.00	32.00	26.00	71.00	98.00	133.00	10.00	34.00	<1.00	378.0	<415.0	277.00	69.00	346.00
13/ 1	F	8.0	2316.0	650.0		72.2	58.40	49.13	0.076	3.070	<.050	18.70	10.00	30.00	76.00	26.00	68.00	98.00	103.00	10.00	24.00	<1.00	409.0	<446.0	287.00	107.00	394.00
14/ 1	M	9.0	2241.0	660.0		132.9	72.40	66.75	0.027	2.220	<.050	14.80	3.00	7.00	42.00	15.00	36.00	72.00	82.00	6.00	17.00	<1.00	259.0	<281.0	142.00	59.00	201.00
15/ 1	F	8.0	2576.0	660.0		111.2	73.40	19.16	0.027	8.520	<.050	22.90	1.00	1.00	12.00	10.00	28.00	46.00	64.00	4.00	17.00	<1.00	169.0	<184.0	94.00	11.00	105.00
16/ 1	M	9.0	2566.0	660.0		86.7	63.40	51.38	0.074	5.400	<.050	19.10	9.00	11.00	96.00	50.00	132.00	210.00	224.00	22.00	55.00	<1.00	737.0	<810.0	408.00	146.00	554.00
17/ 1	M	9.0	2587.0	670.0		57.3	62.10	51.02	0.043	3.940	<.050	18.90	8.00	11.00	74.00	34.00	103.00	160.00	223.00	16.00	58.00	2.00	637.0	689.0	280.00	88.00	368.00
18/ 1	F	9.0	2719.0	675.0		82.5	57.60	27.36	0.103	5.690	<.050	27.50	3.00	4.00	26.00	19.00	53.00	72.00	98.00	7.00	26.00	<1.00	282.0	<309.0	221.00	42.00	263.00
19/ 1	M	9.0	2791.0	675.0		116.6	71.90	58.58	0.020	3.940	<.050	15.60	7.00	12.00	61.00	30.00	76.00	103.00	126.00	12.00	32.00	<1.00	417.0	<460.0	226.00	83.00	309.00
20/ 1	F	9.0	2687.0	690.0		130.5	73.00	63.72	0.037	3.240	<.050	14.70	5.00	6.00	34.00	15.00	39.00	62.00	77.00	6.00	18.00	<1.00	241.0	<263.0	154.00	52.00	206.00
21/ 1	F	9.0	3058.0	700.0		141.7	72.10	61.90	0.031	2.140	<.050	16.90	5.00	10.00	47.00	17.00	46.00	70.00	82.00	8.00	22.00	<1.00	282.0	<308.0	159.00	65.00	224.00
22/ 1	F	9.0	2704.0	700.0		90.4	65.50	57.37	0.061	5.420	<.050	16.70	12.00	20.00	103.00	51.00	151.00	220.00	320.00	24.00	82.00	<1.00	908.0	<984.0	349.00	144.00	493.00
23/ 1	F	8.0	3147.0	710.0		239.7	81.80	75.47	0.029	2.600	<.050	10.70	5.00	9.00	34.00	11.00	28.00	40.00	38.00	4.00	9.00	<1.00	163.0	<179.0	108.00	54.00	162.00
24/ 1	M	11.0	4034.0	795.0		245.0	73.70	70.91	0.150	1.450	<.050	7.88	8.00	11.00	55.00	20.00	50.00	68.00	67.00	<1.00	16.00	<1.00	275.0	<296.0	208.00	91.00	299.00
25/ 1	F	13.0	7650.0	920.0		108.8	25.40	9.97	0.120	7.460	0.100	28.70	0.70	1.10	11.00	12.00	38.00	73.00	135.00	9.00	40.00	<0.50	298.8	<320.3	78.00	16.00	94.00
Mean		7.8	2408.0	614.4		82.9	54.74	44.74	0.076	4.424	<<.056	21.79	5.06	7.65	44.05	24.14	67.73	101.45	136.36	<10.27	34.91	<<1.00	397.2	<<432.6	203.36	60.77	264.14
Minim.		3.0	120.0	235.0		1.1	22.00	9.97	0.020	1.190	<.050	7.88	0.70	1.00	11.00	10.00	28.00	40.00	38.00	<1.00	9.00	<0.50	163.0	<179.0	78.00	9.00	94.00
Maxim.		13.0	7650.0	920.0		245.0	81.80	75.47	0.223	12.700	0.100	40.20	12.00	30.00	103.00	51.00	151.00	220.00	320.00	24.00	82.00	2.00	908.0	<984.0	408.00	146.00	554.00
St.dev		2.1	1411.6	143.7		63.8	17.75	18.61	0.051	2.677	~.014	7.65	2.93	6.79	25.13	10.95	32.33	46.11	67.47	~5.50	17.80	~0.27	181.1	~197.1	86.19	38.07	119.96
Count		25	25	25		25	25	22	25	25	25	25	22	22	22	22	22	22	22	22	22	22	22	22	22	22	22

miss(17) ! Missing value.

144

Tab.width cont'd **GADU MOR, LI, J99, 98B Lille Molla, 1997-1201.**

. Analytical Lab. =>							NIVA	NIVA	Σ(*)	NIVA	NIVA	NIVA
. Analysis Code. =>							340	340	!	340	340	340
Detection Limit =>							0.50	2.00	!	2.00	2.00	2.00
Samp/ Repl. no.	Sex F/M	Age year	Wght g	Lngt mm			HCHA ppb w.wt	HCHG ppb w.wt	HC_Σn ppb w.wt	HCB ppb w.wt	QCB ppb w.wt	OCS ppb w.wt
01/ 1	M	3.0	120.0	235.0			.	.	.	.	.	.
02/ 1	M	4.0	300.0	305.0			.	.	.	.	.	.
03/ 1	F	5.0	465.0	370.0			miss	miss	.	miss	miss	miss
04/ 1	F	6.0	1035.0	510.0			6.00	5.00	11.00	24.00	3.00	<1.00
05/ 1	F	6.0	2322.0	530.0			2.00	2.00	4.00	9.00	1.00	1.00
06/ 1	F	7.0	1847.0	560.0			3.00	3.00	6.00	7.00	2.00	<1.00
07/ 1	F	6.0	2150.0	575.0			2.00	2.40	4.40	7.30	0.50	<0.50
08/ 1	F	7.0	1980.0	615.0			3.00	2.00	5.00	16.00	2.00	1.00
09/ 1	F	7.0	2311.0	620.0			3.00	2.00	5.00	14.00	2.00	1.00
10/ 1	M	8.0	1888.0	620.0			1.00	1.00	2.00	14.00	1.00	1.00
11/ 1	F	7.0	2411.0	620.0			4.00	2.00	6.00	9.00	1.00	<1.00
12/ 1	F	9.0	2294.0	635.0			3.00	2.00	5.00	21.00	2.00	1.00
13/ 1	F	8.0	2316.0	650.0			3.00	3.00	6.00	26.00	2.00	2.00
14/ 1	M	9.0	2241.0	660.0			5.00	4.00	9.00	20.00	3.00	1.00
15/ 1	F	8.0	2576.0	660.0			2.00	1.00	3.00	7.00	1.00	<1.00
16/ 1	M	9.0	2566.0	660.0			4.00	4.00	8.00	29.00	3.00	3.00
17/ 1	M	9.0	2587.0	670.0			4.00	3.00	7.00	26.00	4.00	2.00
18/ 1	F	9.0	2719.0	675.0			2.00	2.00	4.00	13.00	1.00	1.00
19/ 1	M	9.0	2791.0	675.0			5.00	4.00	9.00	26.00	3.00	1.00
20/ 1	F	9.0	2687.0	690.0			6.00	6.00	12.00	22.00	3.00	1.00
21/ 1	F	9.0	3058.0	700.0			5.00	4.00	9.00	27.00	3.00	1.00
22/ 1	F	9.0	2704.0	700.0			6.00	5.00	11.00	40.00	5.00	4.00
23/ 1	F	8.0	3147.0	710.0			7.00	7.00	14.00	21.00	3.00	<1.00
24/ 1	M	11.0	4034.0	795.0			6.00	5.00	11.00	28.00	4.00	2.00
25/ 1	F	13.0	7650.0	920.0			1.00	1.20	2.20	4.90	0.60	0.50
Mean		7.8	2408.0	614.4			3.77	3.21	6.98	18.69	2.28	<<1.32
Minim.		3.0	120.0	235.0			1.00	1.00	2.00	4.90	0.50	<0.50
Maxim.		13.0	7650.0	920.0			7.00	7.00	14.00	40.00	5.00	4.00
St.dev		2.1	1411.6	143.7			1.77	1.66	3.37	9.24	1.23	~0.82
Count		25	25	25			22	22	22	22	22	22

Sample.No 01 : Skin with metacercariae of cf. Cryptocotyle lingua
Sample.No 02 : Skin with metacercariae of cf. Cryptocotyle lingua
Sample.No 03 : Skin with metacercariae of cf. Cryptocotyle lingua
Sample.No 04 : Skin with metacercariae of cf. Cryptocotyle lingua
Sample.No 05 : Skin with metacercariae of cf. Cryptocotyle lingua
Sample.No 06 : Skin with metacercariae of cf. Cryptocotyle lingua Liver and/or intestinal guts with larvae of Anisakis simplex
Sample.No 07 : Skin with metacercariae of cf. Cryptocotyle lingua
Sample.No 08 : Bacterial fin rot
Sample.No 09 : Skin with metacercariae of cf. Cryptocotyle lingua Muscle with signs of inner bleeding Liver and/or intestinal guts with larvae of Anisakis simplex
Sample.No 10 : Liver and/or intestinal guts with larvae of Anisakis simplex Muscle with signs of inner bleeding
Sample.No 11 : Skin with metacercariae of cf. Cryptocotyle lingua
Sample.No 12 : Skin with metacercariae of cf. Cryptocotyle lingua Liver and/or intestinal guts with larvae of Anisakis simplex
Sample.No 13 : Gills with Lernaeocera copepods Liver and/or intestinal guts with larvae of Anisakis simplex
Sample.No 14 : Skin with metacercariae of cf. Cryptocotyle lingua Muscle with signs of inner bleeding Gills with Lernaeocera copepods
Sample.No 15 : Skin with metacercariae of cf. Cryptocotyle lingua Liver and/or intestinal guts with larvae of Anisakis simplex
Sample.No 16 : Skin with metacercariae of cf. Cryptocotyle lingua Liver and/or intestinal guts with larvae of Anisakis simplex
Sample.No 17 : Muscle with signs of inner bleeding Liver and/or intestinal guts with larvae of Anisakis simplex
Sample.No 18 : Muscle with signs of inner bleeding Liver and/or intestinal guts with larvae of Anisakis simplex
Sample.No 19 : Liver and/or intestinal guts with larvae of Anisakis simplex
Sample.No 20 : Liver and/or intestinal guts with larvae of Anisakis simplex
Sample.No 21 : Liver and/or intestinal guts with larvae of Anisakis simplex
Sample.No 22 : Liver and/or intestinal guts with larvae of Anisakis simplex
Sample.No 23 : Liver and/or intestinal guts with larvae of Anisakis simplex
Sample.No 24 : Muscle with signs of inner bleeding Liver and/or intestinal guts with larvae of Anisakis simplex
Sample.No 25 : Skin with metacercariae of cf. Cryptocotyle lingua Skin and/or oral cavity with caligiform and/or Lernaeopodiform copepods

142

Species : GADU MOR, Gadus morhua, GB: Cod, N: Torsk.
Sample.area: J99 Undefined, Tissue : LIVER.
Locality : 43B Kvænangen, Latitude: 70°09.00N, Longitude: 21°22.00E.
Catch,date : 1995-0200, Count: 25, Sample type: Individual.

. Analytical Lab. ⇒																								
. Analysis Code. ⇒						NIVA 312	NIVA 311	NIVA 312	NIVA 311	NIVA 340	NIVA 340	NIVA 340	NIVA 340	NIVA 340	NIVA 340	NIVA 340	NIVA 340	NIVA 340	NIVA 340	Σ(*) !	Σ(*) !	NIVA 340	NIVA 340	Σ(*) !
Detection Limit ⇒					Mean			0.050	0.010	0.030	1.00	3.00	3.00	3.00	3.00	3.00	3.00	3.00	3.00	3.00	!	!	4.00	3.00	!
Samp/ Repl. no.	Sex F/M	Age year	Wght g	Lngt mm	Weight g	Dry %	Fat %	Cd ppm w.wt	Cu ppm w.wt	Pb ppm w.wt	Zn ppm w.wt	CB28 ppb w.wt	CB52 ppb w.wt	CB101 ppb w.wt	CB105 ppb w.wt	CB118 ppb w.wt	CB138 ppb w.wt	CB153 ppb w.wt	CB156 ppb w.wt	CB180 ppb w.wt	CB209 ppb w.wt	CB_Σ7 ppb w.wt	CB_ΣΣ ppb w.wt	DDEPP ppb w.wt	TDEPP ppb w.wt	DD_Σn ppb w.wt
01/ 1	M	5.0	1167.1	495.0	34.9	70.70	62.20	0.784	11.000	<.030	23.00	3.00	7.00	16.00	8.00	23.00	36.00	52.00	4.00	16.00	<3.00	153.0	<168.0	61.00	10.00	71.00
02/ 1	F	4.0	1354.9	510.0	38.7	50.10	35.00	0.064	13.600	<.030	31.00	5.00	10.00	52.00	65.00	171.00	259.00	289.00	22.00	59.00	<3.00	845.0	<935.0	339.00	51.00	390.00
03/ 1	M	5.0	1347.4	520.0	29.2	63.60	53.30	0.324	6.450	0.060	28.60	6.00	10.00	26.00	19.00	55.00	80.00	115.00	6.00	28.00	<3.00	320.0	<348.0	126.00	25.00	151.00
04/ 1	M	5.0	1381.7	525.0	41.2	71.40	64.80	0.157	5.300	<.030	16.40	5.00	11.00	33.00	20.00	53.00	72.00	119.00	8.00	32.00	<3.00	325.0	<356.0	95.00	17.00	112.00
05/ 1	F	5.0	1380.0	530.0	97.2	74.80	69.60	0.148	1.500	<.030	8.70	3.00	8.00	14.00	6.00	14.00	20.00	27.00	<3.00	8.00	<3.00	94.0	<103.0	38.00	12.00	50.00
06/ 1	M	4.0	1416.0	535.0	31.7	63.80	52.30	0.487	10.200	<.030	29.70	<3.00	5.00	17.00	16.00	42.00	69.00	110.00	10.00	39.00	4.00	<285.0	<315.0	114.00	11.00	125.00
07/ 1	M	5.0	1479.1	545.0	56.4	73.70	67.80	0.229	2.300	<.030	12.20	5.00	12.00	31.00	16.00	41.00	58.00	82.00	7.00	24.00	<3.00	253.0	<279.0	126.00	25.00	151.00
08/ 1	M	5.0	1543.2	545.0	31.2	58.40	47.50	0.447	14.100	<.030	32.50	7.00	29.00	69.00	38.00	138.00	247.00	336.00	24.00	101.00	4.00	927.0	993.0	433.00	76.00	509.00
09/ 1	M	6.0	1762.0	555.0	58.1	71.00	64.00	0.351	5.100	<.030	23.50	<3.00	6.00	13.00	10.00	29.00	53.00	78.00	6.00	29.00	<3.00	<211.0	<227.0	67.00	11.00	78.00
10/ 1	M	5.0	1726.0	565.0	53.4	70.10	62.70	0.202	7.800	<.030	17.10	6.00	18.00	42.00	26.00	74.00	90.00	110.00	10.00	30.00	<3.00	370.0	<409.0	150.00	33.00	183.00
11/ 1	M	6.0	1978.4	575.0	112.3	73.80	72.80	0.156	3.000	<.030	10.40	miss	13.00	65.00	33.00	100.00	155.00	207.00	8.00	45.00	<3.00	585.0	<629.0	120.00	90.00	210.00
12/ 1	M	8.0	1702.8	580.0	51.3	67.70	60.80	0.168	6.000	<.030	15.10	8.00	14.00	48.00	34.00	104.00	114.00	147.00	11.00	39.00	3.00	474.0	522.0	195.00	28.00	223.00
13/ 1	F	6.0	1970.2	590.0	63.2	55.70	41.70	0.137	8.800	<.030	29.10	3.00	5.00	14.00	12.00	35.00	52.00	76.00	4.00	22.00	<3.00	207.0	<226.0	81.00	11.00	92.00
14/ 1	M	6.0	1936.1	590.0	63.1	69.40	62.80	0.247	5.200	<.030	20.60	5.00	15.00	72.00	33.00	99.00	149.00	238.00	16.00	63.00	<3.00	641.0	<693.0	197.00	29.00	226.00
15/ 1	M	7.0	1865.7	595.0	77.0	74.50	67.30	0.119	11.700	<.030	15.50	7.00	15.00	41.00	26.00	64.00	82.00	94.00	9.00	22.00	<3.00	325.0	<363.0	154.00	26.00	180.00
16/ 1	M	7.0	1641.1	595.0	65.9	65.60	56.50	0.089	5.900	<.030	16.70	10.00	16.00	32.00	22.00	55.00	59.00	70.00	6.00	16.00	<3.00	258.0	<289.0	132.00	34.00	166.00
17/ 1	F	7.0	1993.3	595.0	111.8	71.80	63.90	0.059	6.600	<.030	17.30	8.00	20.00	47.00	29.00	77.00	80.00	88.00	9.00	20.00	<3.00	340.0	<381.0	147.00	40.00	187.00
18/ 1	M	7.0	1831.3	600.0	66.1	70.50	64.20	0.145	11.100	<.030	20.60	11.00	29.00	75.00	48.00	125.00	125.00	120.00	13.00	24.00	<3.00	509.0	<573.0	166.00	50.00	216.00
19/ 1	M	7.0	2404.8	620.0	73.7	68.10	59.80	0.203	1.700	<.030	15.40	5.00	16.00	99.00	69.00	200.00	229.00	232.00	24.00	48.00	<3.00	829.0	<925.0	192.00	33.00	225.00
20/ 1	F	8.0	2193.1	635.0	74.4	60.00	48.30	0.223	12.100	<.030	26.80	7.00	19.00	57.00	42.00	114.00	121.00	111.00	12.00	22.00	<3.00	451.0	<508.0	153.00	39.00	192.00
21/ 1	M	7.0	2290.5	640.0	71.8	67.30	60.00	0.228	5.500	<.030	16.10	5.00	24.00	87.00	54.00	157.00	183.00	221.00	23.00	58.00	<3.00	735.0	<815.0	268.00	46.00	314.00
22/ 1	M	8.0	2899.8	650.0	134.7	59.10	45.80	0.034	6.000	<.030	16.40	<3.00	3.00	10.00	6.00	16.00	23.00	32.00	<3.00	8.00	<3.00	<95.0	<101.0	39.00	5.00	44.00
23/ 1	F	7.0	2645.7	675.0	151.8	64.20	54.50	0.166	3.400	<.030	16.80	8.00	18.00	28.00	18.00	46.00	49.00	52.00	5.00	12.00	<3.00	213.0	<239.0	109.00	37.00	146.00
24/ 1	F	7.0	3083.5	705.0	191.5	66.50	56.80	0.103	6.400	<.030	14.90	miss	17.00	35.00	18.00	48.00	54.00	59.00	6.00	15.00	<3.00	228.0	<255.0	117.00	32.00	149.00
25/ 1		6.0	3098.0	715.0	30.1	24.40	6.30	0.320	6.000	<.030	35.00	<3.00	4.00	26.00	12.00	37.00	54.00	76.00	5.00	22.00	<3.00	<222.0	<239.0	99.00	20.00	119.00
Mean		6.1	1923.7	587.4	72.4	65.05	56.03	0.224	7.070	<<.031	20.38	<5.61	13.76	41.96	27.20	76.68	100.52	125.64	<10.16	32.08	<<3.08	<395.8	<<435.6	148.72	31.64	180.36
Minim.		4.0	1167.1	495.0	29.2	24.40	6.30	0.034	1.500	<.030	8.70	<3.00	3.00	10.00	6.00	14.00	20.00	27.00	<3.00	8.00	<3.00	94.0	<101.0	38.00	5.00	44.00
Maxim.		8.0	3098.0	715.0	191.5	74.80	72.80	0.784	14.100	0.060	35.00	11.00	29.00	99.00	69.00	200.00	259.00	336.00	24.00	101.00	4.00	927.0	993.0	433.00	90.00	509.00
St.dev		1.2	550.4	58.6	40.9	10.53	13.79	0.163	3.625	~.006	7.27	~2.35	7.18	24.75	17.53	50.75	68.09	81.74	~6.64	21.12	~0.28	~239.6	~262.5	89.56	20.19	103.98
Count		25	25	25	25	25	25	25	25	25	25	23	25	25	25	25	25	25	25	25	25	25	25	25	25	25

miss(3) ! Missing value.

143

Tab.width cont'd **GADU MOR, LI, J99, 43B Kvænangen, 1995-0200.**

. Analytical Lab. =>					NIVA	NIVA	Σ(*)	NIVA	NIVA	NIVA
. Analysis Code. =>					340	340	!	340	340	340
Detection Limit =>					3.00	3.00	!	3.00	3.00	3.00
Samp/ Repl. no.	Sex F/M	Age year	Wght g	Lngt mm	HCHA ppb w.wt	HCHG ppb w.wt	HC_Σn ppb w.wt	HCB ppb w.wt	QCB ppb w.wt	OCS ppb w.wt
01/ 1	M	5.0	1167.1	495.0	7.00	4.00	11.00	12.00	<3.00	<3.00
02/ 1	F	4.0	1354.9	510.0	4.00	<3.00	<7.00	18.00	<3.00	<3.00
03/ 1	M	5.0	1347.4	520.0	6.00	4.00	10.00	10.00	<3.00	<3.00
04/ 1	M	5.0	1381.7	525.0	7.00	4.00	11.00	15.00	<3.00	<3.00
05/ 1	F	5.0	1380.0	530.0	8.00	5.00	13.00	13.00	<3.00	<3.00
06/ 1	M	4.0	1416.0	535.0	6.00	3.00	9.00	14.00	<3.00	<3.00
07/ 1	M	5.0	1479.1	545.0	7.00	4.00	11.00	14.00	<3.00	<3.00
08/ 1	M	5.0	1543.2	545.0	4.00	<3.00	<7.00	27.00	<3.00	4.00
09/ 1	M	6.0	1762.0	555.0	5.00	3.00	8.00	4.00	<3.00	<3.00
10/ 1	M	5.0	1726.0	565.0	6.00	3.00	9.00	28.00	<3.00	3.00
11/ 1	M	6.0	1978.4	575.0	12.00	8.00	20.00	6.00	<3.00	<3.00
12/ 1	M	8.0	1702.8	580.0	5.00	3.00	8.00	26.00	<3.00	3.00
13/ 1	F	6.0	1970.2	590.0	5.00	3.00	8.00	14.00	<3.00	<3.00
14/ 1	M	6.0	1936.1	590.0	7.00	4.00	11.00	13.00	<3.00	<3.00
15/ 1	M	7.0	1865.7	595.0	<3.00	3.00	<6.00	25.00	<3.00	3.00
16/ 1	M	7.0	1641.1	595.0	<3.00	3.00	<6.00	26.00	<3.00	3.00
17/ 1	F	7.0	1993.3	595.0	<3.00	3.00	<6.00	30.00	<3.00	3.00
18/ 1	M	7.0	1831.3	600.0	<3.00	3.00	<6.00	37.00	<3.00	3.00
19/ 1	M	7.0	2404.8	620.0	<3.00	3.00	<6.00	9.00	<3.00	<3.00
20/ 1	F	8.0	2193.1	635.0	<3.00	<3.00	<3.00	20.00	<3.00	3.00
21/ 1	M	7.0	2290.5	640.0	<3.00	4.00	<7.00	16.00	<3.00	6.00
22/ 1	M	8.0	2899.8	650.0	<3.00	<3.00	<3.00	3.00	<3.00	<3.00
23/ 1	F	7.0	2645.7	675.0	<3.00	3.00	<6.00	31.00	<3.00	<3.00
24/ 1	F	7.0	3083.5	705.0	miss	<3.00	<3.00	33.00	<3.00	3.00
25/ 1		6.0	3098.0	715.0	<3.00	<3.00	<3.00	<3.00	<3.00	<3.00
Mean		6.1	1923.7	587.4	<<4.96	<3.52	<<7.92	<17.88	<<3.00	<<3.16
Minim.		4.0	1167.1	495.0	<3.00	<3.00	<3.00	<3.00	<3.00	<3.00
Maxim.		8.0	3098.0	715.0	12.00	8.00	20.00	37.00	<3.00	6.00
St.dev		1.2	550.4	58.6	~2.27	~1.08	~3.75	9.88	~0.00	~0.62
Count		25	25	25	24	25	25	25	25	25

Sample.No 01 : Muscle with signs of inner bleeding
Sample.No 02 : Liver and/or intestinal guts with larvae of Anisakis simplex
Sample.No 03 : Skin with metacercariae of cf. Cryptocotyle lingua Liver and/or intestinal guts with larvae of Anisakis simplex
Sample.No 04 : Skin with metacercariae of cf. Cryptocotyle lingua
Sample.No 07 : Liver and/or intestinal guts with larvae of Anisakis simplex
Sample.No 11 : Muscle with signs of inner bleeding
Sample.No 12 : Muscle with signs of inner bleeding Liver and/or intestinal guts with larvae of Anisakis simplex
Sample.No 13 : Liver and/or intestinal guts with larvae of Anisakis simplex
Sample.No 14 : Liver and/or intestinal guts with larvae of Anisakis simplex
Sample.No 15 : Muscle with signs of inner bleeding Liver and/or intestinal guts with larvae of Anisakis simplex
Sample.No 16 : Liver and/or intestinal guts with larvae of Anisakis simplex
Sample.No 17 : Liver and/or intestinal guts with larvae of Anisakis simplex
Sample.No 18 : Liver and/or intestinal guts with larvae of Anisakis simplex
Sample.No 19 : Liver and/or intestinal guts with larvae of Anisakis simplex
Sample.No 20 : Liver and/or intestinal guts with larvae of Anisakis simplex
Sample.No 21 : Muscle with signs of inner bleeding Liver and/or intestinal guts with larvae of Anisakis simplex
Sample.No 22 : Liver and/or intestinal guts with larvae of Anisakis simplex
Sample.No 23 : Muscle with signs of inner bleeding Liver and/or intestinal guts with larvae of Anisakis simplex
Sample.No 24 : Liver and/or intestinal guts with larvae of Anisakis simplex
Sample.No 25 : Fish malodorous

Species : GADU MOR, Gadus morhua, GB: Cod, N: Torsk.
Sample.area: J99 Undefined, Tissue : LIVER.
Locality : 43B Kvænangen, Latitude: 70°09.00N, Longitude: 21°22.00E.
Catch,date : 1996-0215, Count: 25, Sample type: Individual.

. Analytical Lab. ⇒								NIVA	NIVA	NIVA	NIVA	NIVA	NIVA	NIVA	NIVA	NIVA	NIVA	NIVA	NIVA	Σ(*)	Σ(*)	NIVA	NIVA	Σ(*)
. Analysis Code. ⇒								312	311	312	311	340	340	340	340	340	340	340	340	!	!	340	340	!
Detection Limit ⇒							Mean	0.050	0.010	0.030	1.00	3.00	3.00	3.00	3.00	3.00	3.00	3.00	3.00	!	!	4.00	3.00	!
Samp/ Repl. no.	Sex F/M	Age year	Wght g	Lngt mm	Weight g	Dry %	Fat %	Cd ppm w.wt	Cu ppm w.wt	Pb ppm w.wt	Zn ppm w.wt	CB28 ppb w.wt	CB52 ppb w.wt	CB101 ppb w.wt	CB105 ppb w.wt	CB118 ppb w.wt	CB138 ppb w.wt	CB153 ppb w.wt	CB156 ppb w.wt	CB180 ppb w.wt	CB209 ppb w.wt	CB_Σ7 ppb w.wt	CB_ΣΣ ppb w.wt	DDEPP ppb w.wt	TDEPP ppb w.wt	DD_Σn ppb w.wt
01/ 1	M	7.0	1075.3	500.0	24.4	56.40	44.00	0.483	17.800	<.020	23.80	miss	miss	86.00	49.00	147.00	191.00	275.00	25.00	68.00	<3.00	767.0	<844.0	93.00	19.00	112.00
02/ 1	F	6.0	1673.1	560.0	88.8	70.90	62.40	0.074	7.400	<.020	17.40	s32.00	19.00	18.00	9.00	25.00	34.00	47.00	3.00	11.00	<3.00	s186.0	s<201.0	25.00	<3.00	<28.00
03/ 1	M	6.0	1963.7	590.0	59.4	53.50	40.30	0.237	10.200	<.020	25.30	5.00	13.00	38.00	35.00	101.00	126.00	171.00	14.00	41.00	<3.00	495.0	<547.0	82.00	6.00	88.00
04/ 1	F	5.0	1881.9	600.0	76.2	68.80	59.50	0.249	1.600	<.020	17.50	3.00	13.00	18.00	12.00	33.00	60.00	89.00	6.00	25.00	<3.00	241.0	<262.0	43.00	<3.00	<46.00
05/ 1	M	8.0	1690.6	610.0	43.0	61.50	50.80	0.351	8.500	<.020	19.80	5.00	20.00	56.00	24.00	70.00	97.00	128.00	9.00	29.00	<3.00	405.0	<441.0	81.00	6.00	87.00
06/ 1	M	7.0	2058.2	620.0	106.0	75.70	69.80	0.099	2.600	<.020	14.00	s87.00	82.00	90.00	63.00	160.00	163.00	151.00	18.00	27.00	<3.00	s760.0	s<844.0	53.00	11.00	64.00
07/ 1	F	7.0	1987.4	620.0	29.5	44.10	26.80	0.276	13.500	<.020	30.00	12.00	25.00	53.00	27.00	84.00	107.00	134.00	12.00	33.00	<3.00	448.0	<490.0	69.00	7.00	76.00
08/ 1	M	8.0	2304.0	630.0	76.3	68.40	60.20	0.300	6.300	<.020	18.70	4.00	12.00	37.00	17.00	51.00	79.00	113.00	8.00	33.00	<3.00	329.0	<357.0	64.00	5.00	69.00
09/ 1	M	7.0	2866.8	640.0	120.4	73.10	66.20	0.121	7.500	<.020	16.20	6.00	25.00	108.00	64.00	177.00	194.00	175.00	21.00	34.00	<3.00	719.0	<807.0	97.00	14.00	111.00
10/ 1	F	6.0	2833.7	650.0	223.4	72.50	62.20	0.126	3.900	<.020	17.80	3.00	10.00	17.00	10.00	27.00	39.00	55.00	4.00	14.00	<3.00	165.0	<182.0	30.00	<3.00	<33.00
11/ 1	M	5.0	2746.1	660.0	146.4	78.80	70.90	0.050	5.600	<.030	12.80	4.00	19.00	56.00	38.00	103.00	115.00	120.00	11.00	20.00	<3.00	437.0	<489.0	52.00	7.00	59.00
12/ 1	M	7.0	3536.5	670.0	265.4	82.60	71.70	0.237	12.600	<.040	25.10	4.00	14.00	22.00	11.00	31.00	36.00	42.00	4.00	9.00	<3.00	158.0	<176.0	43.00	7.00	50.00
13/ 1	M	7.0	3469.7	670.0	262.9	84.70	73.30	0.158	6.500	<.030	15.10	4.00	13.00	25.00	11.00	30.00	39.00	47.00	4.00	12.00	<3.00	170.0	<188.0	43.00	6.00	49.00
14/ 1	M	7.0	2604.7	670.0	54.0	59.10	46.80	0.365	5.900	<.040	5.90	4.00	15.00	91.00	70.00	204.00	237.00	258.00	25.00	53.00	<3.00	862.0	<960.0	136.00	13.00	149.00
15/ 1	M	8.0	3212.7	670.0	152.6	72.60	65.30	0.196	3.800	<.030	7.90	4.00	12.00	32.00	16.00	47.00	74.00	105.00	8.00	31.00	<3.00	305.0	<332.0	89.00	11.00	100.00
16/ 1	F	6.0	2988.7	670.0	180.3	72.30	64.80	0.054	4.800	<.040	10.80	3.00	13.00	30.00	20.00	54.00	75.00	93.00	8.00	23.00	<3.00	291.0	<322.0	77.00	11.00	88.00
17/ 1	M	8.0	3141.4	670.0	120.6	70.80	64.00	0.085	5.100	<.030	16.90	5.00	17.00	69.00	25.00	73.00	113.00	158.00	11.00	37.00	<3.00	472.0	<511.0	159.00	23.00	182.00
18/ 1	F	8.0	3033.5	680.0	210.9	73.90	67.20	0.384	2.000	<.030	10.70	<3.00	7.00	14.00	6.00	20.00	24.00	35.00	3.00	8.00	<3.00	<111.0	<120.0	43.00	8.00	51.00
19/ 1	M	8.0	3373.2	690.0	177.8	78.50	76.60	0.038	2.800	<.030	9.20	5.00	27.00	134.00	89.00	246.00	245.00	210.00	25.00	34.00	<3.00	901.0	<1018.0	96.00	25.00	121.00
20/ 1	M	8.0	3115.2	690.0	245.5	79.70	80.80	0.259	3.700	<.030	8.60	3.00	12.00	19.00	7.00	22.00	27.00	35.00	3.00	7.00	<3.00	125.0	<138.0	53.00	11.00	64.00
21/ 1	M	8.0	3696.6	730.0	151.0	72.50	65.70	0.145	3.000	<.040	12.80	6.00	22.00	92.00	63.00	172.00	184.00	198.00	22.00	40.00	<3.00	714.0	<802.0	153.00	31.00	184.00
22/ 1	M	8.0	3862.0	740.0	198.8	74.50	69.20	0.107	8.800	<.030	14.40	4.00	12.00	49.00	43.00	110.00	124.00	141.00	16.00	35.00	<3.00	475.0	<537.0	71.00	8.00	79.00
23/ 1	F	8.0	3748.5	740.0	345.4	77.20	69.90	0.102	4.200	<.030	10.00	3.00	9.00	15.00	7.00	20.00	22.00	30.00	3.00	7.00	<3.00	106.0	<119.0	27.00	4.00	31.00
24/ 1	F	10.0	3756.3	740.0	216.0	66.00	54.50	0.183	8.300	<.030	16.00	3.00	12.00	31.00	18.00	51.00	66.00	86.00	7.00	22.00	<3.00	271.0	<299.0	84.00	9.00	93.00
25/ 1	M	10.0	4250.0	790.0	380.2	76.20	67.50	0.205	3.100	<.040	8.40	3.00	10.00	18.00	9.00	25.00	29.00	36.00	3.00	7.00	<3.00	128.0	<143.0	34.00	5.00	39.00
Mean		7.3	2834.8	660.0	158.2	70.57	62.02	0.195	6.380	<<.028	15.40	<4.36	18.04	48.72	29.72	83.32	100.00	117.28	10.92	26.40	<<3.00	<395.4	<<438.4	71.88	<10.24	<82.12
Minim.		5.0	1075.3	500.0	24.4	44.10	26.80	0.038	1.600	<.020	5.90	<3.00	7.00	14.00	6.00	20.00	22.00	30.00	3.00	7.00	<3.00	106.0	<119.0	25.00	<3.00	<28.00
Maxim.		10.0	4250.0	790.0	380.2	84.70	80.80	0.483	17.800	<.040	30.00	12.00	82.00	134.00	89.00	246.00	245.00	275.00	25.00	68.00	<3.00	901.0	<1018.0	159.00	31.00	184.00
St.dev		1.2	819.9	62.9	95.7	9.45	12.27	0.118	3.936	~.008	6.10	~1.97	14.65	33.92	23.87	65.65	68.39	70.56	7.72	15.41	~0.00	~250.2	~280.7	36.80	~7.25	~42.93
Count		25	25	25	25	25	25	25	25	25	25	i22	24	25	25	25	25	25	25	25	25	i23	i23	25	25	25

s/q (6) ! Suspect value(s)
i (3) ! Suspect or ambiguous basis-value(s) ignored in statistics.
miss(3) ! Missing value.

445

Tab.width cont'd **GADU MOR, LI, J99, 43B Kvænangen, 1996-0215.**

Samp/ Repl. no.	Sex F/M	Age year	Wght g	Lngt mm	HCHA ppb w.wt	HCHG ppb w.wt	HC_Σn ppb w.wt	HCB ppb w.wt	QCB ppb w.wt	OCS ppb w.wt
. Analytical Lab. =>					NIVA	NIVA	Σ(*)	NIVA	NIVA	NIVA
. Analysis Code. =>					340	340	!	340	340	340
Detection Limit =>					3.00	3.00	!	3.00	3.00	3.00
01/ 1	M	7.0	1075.3	500.0	<3.00	<3.00	<3.00	miss	25.00	3.00
02/ 1	F	6.0	1673.1	560.0	<3.00	3.00	<6.00	13.00	3.00	<3.00
03/ 1	M	6.0	1963.7	590.0	<3.00	<3.00	<3.00	20.00	<3.00	<3.00
04/ 1	F	5.0	1881.9	600.0	3.00	<3.00	<6.00	15.00	<3.00	<3.00
05/ 1	M	8.0	1690.6	610.0	3.00	<3.00	<6.00	16.00	<3.00	<3.00
06/ 1	M	7.0	2058.2	620.0	<3.00	5.00	<8.00	32.00	12.00	<3.00
07/ 1	F	7.0	1987.4	620.0	<3.00	<3.00	<3.00	17.00	<3.00	<3.00
08/ 1	M	8.0	2304.0	630.0	4.00	<3.00	<7.00	16.00	<3.00	<3.00
09/ 1	M	7.0	2866.8	640.0	5.00	4.00	9.00	18.00	<3.00	<3.00
10/ 1	F	6.0	2833.7	650.0	5.00	3.00	8.00	<3.00	<3.00	<3.00
11/ 1	M	5.0	2746.1	660.0	6.00	5.00	11.00	3.00	<3.00	<3.00
12/ 1	M	7.0	3536.5	670.0	7.00	<3.00	<10.00	9.00	<3.00	<3.00
13/ 1	M	7.0	3469.7	670.0	6.00	5.00	11.00	14.00	<3.00	<3.00
14/ 1	M	7.0	2604.7	670.0	4.00	3.00	7.00	16.00	<3.00	<3.00
15/ 1	M	8.0	3212.7	670.0	5.00	3.00	8.00	13.00	<3.00	<3.00
16/ 1	F	6.0	2988.7	670.0	6.00	3.00	9.00	12.00	<3.00	<3.00
17/ 1	M	8.0	3141.4	670.0	6.00	4.00	10.00	15.00	<3.00	<3.00
18/ 1	F	8.0	3033.5	680.0	6.00	3.00	9.00	19.00	<3.00	<3.00
19/ 1	M	8.0	3373.2	690.0	8.00	5.00	13.00	27.00	<3.00	<3.00
20/ 1	M	8.0	3115.2	690.0	8.00	4.00	12.00	23.00	3.00	<3.00
21/ 1	M	8.0	3696.6	730.0	6.00	3.00	9.00	17.00	<3.00	<3.00
22/ 1	M	8.0	3862.0	740.0	5.00	3.00	8.00	24.00	4.00	<3.00
23/ 1	F	8.0	3748.5	740.0	5.00	<3.00	<8.00	21.00	<3.00	<3.00
24/ 1	F	10.0	3756.3	740.0	5.00	<3.00	<8.00	20.00	<3.00	<3.00
25/ 1	M	10.0	4250.0	790.0	6.00	<3.00	<9.00	22.00	<3.00	<3.00
Mean		7.3	2834.8	660.0	<4.96	<<3.44	<<8.04	<16.88	<<4.28	<<3.00
Minim.		5.0	1075.3	500.0	<3.00	<3.00	<3.00	<3.00	<3.00	<3.00
Maxim.		10.0	4250.0	790.0	8.00	5.00	13.00	32.00	25.00	3.00
St.dev		1.2	819.9	62.9	~1.57	~0.77	~2.59	~6.62	~4.68	~0.00
Count		25	25	25	25	25	25	24	25	25

Sample.No 03 : Liver and/or intestinal guts with larvae of Anisakis simplex
Sample.No 04 : Liver and/or intestinal guts with larvae of Anisakis simplex
Sample.No 05 : Muscle with signs of inner bleeding
Sample.No 06 : Liver and/or intestinal guts with larvae of Anisakis simplex
Sample.No 07 : Liver and/or intestinal guts with larvae of Anisakis simplex Muscle with signs of inner bleeding
Sample.No 08 : Liver and/or intestinal guts with larvae of Anisakis simplex Muscle with signs of inner bleeding
Sample.No 09 : Liver and/or intestinal guts with larvae of Anisakis simplex Muscle with signs of inner bleeding
Sample.No 10 : Liver and/or intestinal guts with larvae of Anisakis simplex Muscle with signs of inner bleeding
Sample.No 11 : Liver and/or intestinal guts with larvae of Anisakis simplex Muscle with signs of inner bleeding
Sample.No 12 : Muscle with signs of inner bleeding
Sample.No 13 : Liver and/or intestinal guts with larvae of Anisakis simplex Muscle with signs of inner bleeding
Sample.No 14 : Liver and/or intestinal guts with larvae of Anisakis simplex Muscle with signs of inner bleeding
Sample.No 15 : Muscle with signs of inner bleeding
Sample.No 16 : Liver and/or intestinal guts with larvae of Anisakis simplex Muscle with signs of inner bleeding
Sample.No 17 : Liver and/or intestinal guts with larvae of Anisakis simplex Muscle with signs of inner bleeding
Sample.No 18 : Liver and/or intestinal guts with larvae of Anisakis simplex Muscle with signs of inner bleeding
Sample.No 19 : Liver and/or intestinal guts with larvae of Anisakis simplex Muscle with signs of inner bleeding
Sample.No 20 : Liver and/or intestinal guts with larvae of Anisakis simplex Muscle with signs of inner bleeding
Sample.No 21 : Liver and/or intestinal guts with larvae of Anisakis simplex Muscle with signs of inner bleeding
Sample.No 22 : Liver and/or intestinal guts with larvae of Anisakis simplex Muscle with signs of inner bleeding
Sample.No 23 : Liver and/or intestinal guts with larvae of Anisakis simplex Muscle with signs of inner bleeding
Sample.No 24 : Liver and/or intestinal guts with larvae of Anisakis simplex
Sample.No 25 : Liver and/or intestinal guts with larvae of Anisakis simplex

146

Species : GADU MOR, Gadus morhua, GB: Cod, N: Torsk.
Sample.area: J99 Undefined, Tissue : LIVER.
Locality : 43B Kvænangen, Latitude: 70°09.00N, Longitude: 21°22.00E.
Catch,date : 1996-1031, Count: 25, Sample type: Individual.

. Analytical Lab. ⇒							NIVA	NIVA	NIVA	NIVA	NIVA	NIVA	NIVA	NIVA	NIVA	NIVA	NIVA	NIVA	NIVA	NIVA	Σ(*)	Σ(*)	NIVA	NIVA	Σ(*)
. Analysis Code. ⇒							312	311	312	311	340	340	340	340	340	340	340	340	340	340	!	!	340	340	!
Detection Limit ⇒						Mean	0.050	0.010	0.030	1.00	3.00	3.00	3.00	3.00	3.00	3.00	3.00	3.00	3.00	3.00	!	!	4.00	3.00	!
Samp/ Repl. no.	Sex F/M	Age year	Wght g	Lngt mm		Weight g	Dry %	Fat %	Cd ppm w.wt	Cu ppm w.wt	Pb ppm w.wt	Zn ppm w.wt	CB28 ppb w.wt	CB52 ppb w.wt	CB101 ppb w.wt	CB105 ppb w.wt	CB118 ppb w.wt	CB138 ppb w.wt	CB153 ppb w.wt	CB156 ppb w.wt	CB180 ppb w.wt	CB209 ppb w.wt	CB_Σ7 ppb w.wt	CB_ΣΣ ppb w.wt	DDEPP ppb w.wt	TDEPP ppb w.wt	DD_Σn ppb w.wt
01/ 1	F	4.5	1071.0	490.0		35.6	51.30	40.30	0.250	7.620	0.030	22.90	<2.00	3.00	7.00	5.00	15.00	24.00	39.00	2.00	10.00	<2.00	<100.0	<107.0	43.00	7.00	50.00
02/ 1	F	4.5	1177.0	495.0		22.6	56.30	39.40	0.358	5.690	<.030	24.70	<2.00	2.00	6.00	6.00	19.00	30.00	51.00	3.00	15.00	<2.00	<125.0	<134.0	39.00	8.00	47.00
03/ 1	F	5.5	1377.0	510.0		80.2	75.70	69.00	0.060	3.980	<.030	10.80	2.00	5.00	12.00	6.00	17.00	27.00	40.00	3.00	10.00	<2.00	113.0	<124.0	50.00	14.00	64.00
04/ 1	F	5.5	1486.0	520.0		57.7	70.90	66.40	0.232	7.240	<.030	18.70	2.00	5.00	13.00	8.00	22.00	34.00	52.00	4.00	14.00	<2.00	142.0	<156.0	70.00	13.00	83.00
05/ 1	F	6.5	1492.0	530.0		37.7	46.00	32.60	0.330	8.630	<.030	27.00	2.00	5.00	19.00	13.00	31.00	55.00	76.00	8.00	25.00	<2.00	213.0	<236.0	98.00	33.00	131.00
06/ 1	F	4.5	1456.0	530.0		58.1	70.90	62.30	0.093	2.550	<.030	13.00	2.00	6.00	19.00	9.00	26.00	39.00	53.00	4.00	14.00	<2.00	159.0	<174.0	79.00	32.00	111.00
07/ 1	M	5.5	1620.0	545.0		99.9	80.80	71.80	0.086	3.150	<.030	11.50	<2.00	5.00	14.00	6.00	15.00	28.00	40.00	3.00	9.00	<2.00	<113.0	<122.0	56.00	15.00	71.00
08/ 1	F	5.5	1754.0	550.0		196.6	83.60	84.60	0.012	1.490	<.030	5.32	3.00	9.00	33.00	10.00	27.00	46.00	59.00	5.00	13.00	<2.00	190.0	<207.0	140.00	93.00	233.00
09/ 1	M	6.5	1750.0	560.0		93.2	68.40	62.10	0.130	4.430	<.030	19.30	2.00	6.00	14.00	7.00	21.00	33.00	50.00	4.00	14.00	<2.00	140.0	<153.0	70.00	14.00	84.00
10/ 1	F	5.5	2014.0	565.0		64.8	59.60	49.40	0.132	4.680	<.030	17.80	<2.00	3.00	11.00	5.00	11.00	21.00	29.00	2.00	6.00	<2.00	<83.0	<90.0	32.00	7.00	39.00
11/ 1	F	5.5	1919.0	570.0		126.3	76.30	72.10	0.052	2.230	<.030	11.40	2.00	6.00	15.00	6.00	16.00	27.00	38.00	3.00	9.00	<2.00	113.0	<124.0	58.00	19.00	77.00
12/ 1	F	5.5	1898.0	570.0		66.3	62.30	52.00	0.051	2.070	<.030	16.70	2.00	5.00	23.00	10.00	30.00	48.00	69.00	5.00	19.00	<2.00	196.0	<213.0	88.00	22.00	110.00
13/ 1	F	6.5	2079.0	580.0		138.7	78.70	72.50	0.060	5.560	<.030	14.70	2.00	5.00	13.00	6.00	15.00	23.00	34.00	3.00	8.00	<2.00	100.0	<111.0	52.00	17.00	69.00
14/ 1	M	4.5	2171.0	585.0		173.8	69.50	63.00	0.027	3.880	<.030	14.60	2.00	4.00	10.00	5.00	11.00	16.00	24.00	2.00	5.00	<2.00	72.0	<81.0	38.00	14.00	52.00
15/ 1	M	4.5	2279.0	595.0		126.9	72.70	62.80	0.023	2.550	<.030	13.30	2.00	5.00	12.00	6.00	16.00	22.00	30.00	2.00	6.00	<2.00	93.0	<103.0	46.00	15.00	61.00
16/ 1	F	6.5	2201.0	595.0		89.7	76.20	69.30	0.152	7.670	<.030	14.20	2.00	5.00	10.00	6.00	14.00	21.00	30.00	2.00	7.00	<2.00	89.0	<99.0	48.00	19.00	67.00
17/ 1	F	5.5	1927.0	610.0		87.3	73.40	62.30	0.053	5.410	<.030	15.70	2.00	5.00	10.00	5.00	11.00	18.00	26.00	2.00	5.00	<2.00	77.0	<86.0	36.00	15.00	51.00
18/ 1	M	6.0	2035.0	620.0		60.6	.	.	0.097	7.640	<.030	16.80	<2.00	3.00	18.00	16.00	43.00	73.00	92.00	8.00	19.00	<2.00	<250.0	<274.0	60.00	13.00	73.00
19/ 1	F	7.5	2183.0	635.0		133.2	63.90	62.40	0.083	7.980	<.030	18.60	2.00	6.00	16.00	8.00	22.00	33.00	48.00	4.00	13.00	<2.00	140.0	<154.0	59.00	24.00	83.00
20/ 1	F	6.5	2325.0	640.0		74.4	57.30	44.30	0.420	16.400	<.030	28.80	2.00	4.00	12.00	10.00	26.00	45.00	70.00	5.00	22.00	2.00	181.0	198.0	71.00	15.00	86.00
21/ 1	F	6.5	2755.0	655.0		124.6	74.60	70.30	0.124	5.490	<.030	16.50	2.00	7.00	19.00	10.00	28.00	41.00	60.00	4.00	15.00	<2.00	172.0	<188.0	84.00	24.00	108.00
22/ 1	M	7.5	2956.0	675.0		177.0	81.80	78.20	0.062	4.810	<.030	10.80	3.00	7.00	22.00	13.00	34.00	39.00	45.00	4.00	9.00	<2.00	159.0	<178.0	71.00	25.00	96.00
23/ 1	M	6.5	3085.0	685.0		58.2	59.00	45.40	0.353	5.840	<.030	24.50	3.00	7.00	34.00	19.00	50.00	81.00	117.00	9.00	30.00	<2.00	322.0	<352.0	153.00	44.00	197.00
24/ 1	F	7.0	3253.0	695.0		168.4	61.70	56.60	0.109	3.070	<.030	13.60	3.00	8.00	24.00	10.00	27.00	39.00	55.00	4.00	14.00	<2.00	170.0	<186.0	89.00	34.00	123.00
25/ 1	F	7.5	3452.0	715.0		208.0	72.70	68.20	0.141	5.430	<.030	15.60	2.00	7.00	17.00	11.00	29.00	44.00	62.00	5.00	18.00	<2.00	179.0	<197.0	98.00	33.00	131.00
Mean		5.9	2068.6	588.8		102.4	68.48	60.72	0.140	5.420	<<.030	16.67	<2.16	5.32	16.12	8.64	23.04	36.28	51.56	4.00	13.16	<<2.00	<147.6	<<161.9	69.12	22.76	91.88
Minim.		4.5	1071.0	490.0		22.6	46.00	32.60	0.012	1.490	<.030	5.32	<2.00	2.00	6.00	5.00	11.00	16.00	24.00	2.00	5.00	<2.00	72.0	<81.0	32.00	7.00	39.00
Maxim.		7.5	3452.0	715.0		208.0	83.60	84.60	0.420	16.400	0.030	28.80	3.00	9.00	34.00	19.00	50.00	81.00	117.00	9.00	30.00	<2.00	322.0	<352.0	153.00	93.00	233.00
St.dev		1.0	630.9	63.4		52.5	9.98	13.18	0.116	3.070	~.000	5.54	~0.37	1.65	7.02	3.65	9.86	16.02	21.64	1.94	6.37	~0.00	~58.8	~64.2	30.25	17.38	45.61
Count		25	25	25		25	24	24	25	25	25	25	25	25	25	25	25	25	25	25	25	25	25	25	25	25	25

Tab.width cont'd GADU MOR, LI, J99, 43B Kvænangen, 1996-1031.

. Analytical Lab. =>					NIVA	NIVA	Σ(*)	NIVA	NIVA	NIVA
. Analysis Code. =>					340	340	!	340	340	340
Detection Limit =>					3.00	3.00	!	3.00	3.00	3.00
Samp/ Repl. no.	Sex F/M	Age year	Wght g	Lngt mm	HCHA ppb w.wt	HCHG ppb w.wt	HC_Σn ppb w.wt	HCB ppb w.wt	QCB ppb w.wt	OCS ppb w.wt
01/ 1	F	4.5	1071.0	490.0	4.00	3.00	7.00	7.00	<2.00	<2.00
02/ 1	F	4.5	1177.0	495.0	3.00	3.00	6.00	7.00	<2.00	<2.00
03/ 1	F	5.5	1377.0	510.0	6.00	4.00	10.00	12.00	<2.00	<2.00
04/ 1	F	5.5	1486.0	520.0	6.00	4.00	10.00	13.00	<2.00	<2.00
05/ 1	F	6.5	1492.0	530.0	3.00	4.00	7.00	9.00	<2.00	<2.00
06/ 1	F	4.5	1456.0	530.0	6.00	5.00	11.00	16.00	<2.00	<2.00
07/ 1	M	5.5	1620.0	545.0	6.00	4.00	10.00	12.00	<2.00	<2.00
08/ 1	F	5.5	1754.0	550.0	8.00	5.00	13.00	17.00	2.00	<2.00
09/ 1	M	6.5	1750.0	560.0	5.00	4.00	9.00	13.00	<2.00	<2.00
10/ 1	F	5.5	2014.0	565.0	<2.00	<2.00	<2.00	3.00	<2.00	<2.00
11/ 1	F	5.5	1919.0	570.0	6.00	4.00	10.00	13.00	<2.00	<2.00
12/ 1	F	5.5	1898.0	570.0	5.00	5.00	10.00	12.00	<2.00	<2.00
13/ 1	F	6.5	2079.0	580.0	7.00	9.00	16.00	12.00	<2.00	<2.00
14/ 1	M	4.5	2171.0	585.0	6.00	6.00	12.00	10.00	<2.00	<2.00
15/ 1	M	4.5	2279.0	595.0	6.00	6.00	12.00	14.00	<2.00	<2.00
16/ 1	F	6.5	2201.0	595.0	6.00	5.00	11.00	14.00	<2.00	<2.00
17/ 1	F	5.5	1927.0	610.0	6.00	5.00	11.00	13.00	<2.00	<2.00
18/ 1	M	6.0	2035.0	620.0	3.00	3.00	6.00	6.00	<2.00	<2.00
19/ 1	F	7.5	2183.0	635.0	6.00	9.00	15.00	14.00	<2.00	<2.00
20/ 1	F	6.5	2325.0	640.0	4.00	3.00	7.00	13.00	<2.00	<2.00
21/ 1	F	6.5	2755.0	655.0	6.00	5.00	11.00	15.00	<2.00	<2.00
22/ 1	M	7.5	2956.0	675.0	7.00	7.00	14.00	16.00	<2.00	<2.00
23/ 1	M	6.5	3085.0	685.0	4.00	3.00	7.00	17.00	<2.00	<2.00
24/ 1	F	7.0	3253.0	695.0	5.00	4.00	9.00	15.00	<2.00	<2.00
25/ 1	F	7.5	3452.0	715.0	6.00	5.00	11.00	13.00	<2.00	<2.00
Mean		5.9	2068.6	588.8	<5.28	<4.68	<9.88	12.24	<<2.00	<<2.00
Minim.		4.5	1071.0	490.0	<2.00	<2.00	<2.00	3.00	<2.00	<2.00
Maxim.		7.5	3452.0	715.0	8.00	9.00	16.00	17.00	<2.00	<2.00
St.dev		1.0	630.9	63.4	~1.46	~1.73	~3.11	3.52	~0.00	~0.00
Count		25	25	25	25	25	25	25	25	25

Sample.No 01 : Signs of mechanical damage (e.g., net wounds) Muscle with signs of inner bleeding
Sample.No 02 : Signs of mechanical damage (e.g., net wounds) Muscle with signs of inner bleeding
Sample.No 03 : Signs of mechanical damage (e.g., net wounds) Muscle with signs of inner bleeding
Sample.No 04 : Liver and/or intestinal guts with larvae of Anisakis simplex Signs of mechanical damage (e.g., net wounds) Muscle with signs of inner bleeding
Sample.No 05 : Liver and/or intestinal guts with larvae of Anisakis simplex Signs of mechanical damage (e.g., net wounds) Muscle with signs of inner bleeding
Sample.No 06 : Liver and/or intestinal guts with larvae of Anisakis simplex Signs of mechanical damage (e.g., net wounds) Muscle with signs of inner bleeding
Sample.No 07 : Signs of mechanical damage (e.g., net wounds) Muscle with signs of inner bleeding
Sample.No 08 : Skin with metacercariae of cf. Cryptocotyle lingua Signs of mechanical damage (e.g., net wounds) Muscle with signs of inner bleeding
Sample.No 09 : Liver and/or intestinal guts with larvae of Anisakis simplex Signs of mechanical damage (e.g., net wounds) Muscle with signs of inner bleeding
Sample.No 10 : Liver and/or intestinal guts with larvae of Anisakis simplex Signs of mechanical damage (e.g., net wounds) Muscle with signs of inner bleeding
Sample.No 11 : Liver and/or intestinal guts with larvae of Anisakis simplex Signs of mechanical damage (e.g., net wounds) Muscle with signs of inner bleeding
Sample.No 12 : Liver and/or intestinal guts with larvae of Anisakis simplex Signs of mechanical damage (e.g., net wounds) Muscle with signs of inner bleeding
Sample.No 13 : Liver and/or intestinal guts with larvae of Anisakis simplex Signs of mechanical damage (e.g., net wounds) Muscle with signs of inner bleeding
Sample.No 14 : Signs of mechanical damage (e.g., net wounds) Gills with Lernaeocera copepods
Sample.No 15 : Liver and/or intestinal guts with larvae of Anisakis simplex Signs of mechanical damage (e.g., net wounds) Muscle with signs of inner bleeding
Sample.No 16 : Liver with necrotic areas and/or discolouration Signs of mechanical damage (e.g., net wounds) Muscle with signs of inner bleeding Gills with Lernaeocera copepods
Sample.No 17 : Signs of mechanical damage (e.g., net wounds) Muscle with signs of inner bleeding Gills with Lernaeocera copepods
Sample.No 18 : Skin with metacercariae of cf. Cryptocotyle lingua Muscle with signs of inner bleeding Liver and/or intestinal guts with larvae of Anisakis simplex Signs of mechanical damage (e.g., net wounds)
Sample.No 19 : Liver and/or intestinal guts with larvae of Anisakis simplex Signs of mechanical damage (e.g., net wounds) Muscle with signs of inner bleeding
Sample.No 20 : Signs of mechanical damage (e.g., net wounds) Muscle with signs of inner bleeding
Sample.No 21 : Liver and/or intestinal guts with larvae of Anisakis simplex Signs of mechanical damage (e.g., net wounds) Muscle with signs of inner bleeding
Sample.No 22 : Signs of mechanical damage (e.g., net wounds) Muscle with signs of inner bleeding
Sample.No 23 : Signs of mechanical damage (e.g., net wounds) Muscle with signs of inner bleeding
Sample.No 24 : Signs of mechanical damage (e.g., net wounds) Muscle with signs of inner bleeding
Sample.No 25 : Signs of mechanical damage (e.g., net wounds) Muscle with signs of inner bleeding

148

Species : GADU MOR, Gadus morhua, GB: Cod, N: Torsk.
Sample.area: J99 Undefined, Tissue : LIVER.
Locality : 46B Hammerfest area, Latitude: 70°50.00N, Longitude: 23°44.00E.
Catch,date : 1995-0216, Count: 24, Sample type: Individual.

. Analytical Lab. ⇒								NIVA	NIVA	NIVA	NIVA	NIVA	NIVA	NIVA	NIVA	NIVA	NIVA	NIVA	NIVA	NIVA	NIVA	Σ(*)	Σ(*)	NIVA	NIVA	Σ(*)
. Analysis Code. ⇒								312	311	312	311	340	340	340	340	340	340	340	340	340	340	!	!	340	340	!
Detection Limit ⇒					Mean			0.050	0.010	0.030	1.00	3.00	3.00	3.00	3.00	3.00	3.00	3.00	3.00	3.00	3.00	!	!	4.00	3.00	!
Samp/ Sex Age Wght Lngt					Weight	Dry	Fat	Cd	Cu	Pb	Zn	CB28	CB52	CB101	CB105	CB118	CB138	CB153	CB156	CB180	CB209	CB_Σ7	CB_ΣΣ	DDEPP	TDEPP	DD_Σn
Repl. F/M year g mm					g	%	%	ppm	ppm	ppm	ppm	ppb	ppb	ppb	ppb	ppb	ppb	ppb	ppb	ppb	ppb	ppb	ppb	ppb	ppb	ppb
no.								w.wt	w.wt	w.wt	w.wt	w.wt	w.wt	w.wt	w.wt	w.wt	w.wt	w.wt	w.wt	w.wt	w.wt	w.wt	w.wt	w.wt	w.wt	w.wt
01/ 1 F	4.0	901.7	465.0		42.2	73.60	67.80	0.131	2.400	<.030	13.60	3.00	8.00	13.00	6.00	16.00	23.00	32.00	<3.00	9.00	<3.00	104.0	<113.0	s37.00	8.00	s45.00
02/ 1 F	5.0	1373.2	500.0		52.3	64.30	51.80	0.177	3.600	0.080	19.40	3.00	7.00	13.00	6.00	16.00	24.00	36.00	3.00	12.00	<3.00	111.0	<123.0	43.00	7.00	50.00
03/ 1 M	5.0	1236.7	505.0		35.5	60.20	48.40	0.364	6.800	<.030	23.90	<3.00	5.00	12.00	9.00	27.00	29.00	66.00	5.00	19.00	<3.00	<161.0	<175.0	58.00	5.00	63.00
04/ 1	5.0	1113.3	510.0		60.4	77.20	72.00	0.148	1.400	<.030	9.30	<3.00	7.00	11.00	5.00	13.00	16.00	25.00	<3.00	7.00	<3.00	<82.0	<87.0	31.00	7.00	38.00
05/ 1 F	5.0	1203.7	520.0		17.6	40.90	25.30	0.684	9.100	0.050	32.10	3.00	6.00	19.00	11.00	38.00	46.00	78.00	6.00	20.00	<3.00	210.0	<230.0	79.00	12.00	91.00
06/ 1 M	5.0	1323.0	540.0		56.3	75.10	71.10	0.143	4.300	0.060	11.70	3.00	8.00	17.00	7.00	19.00	28.00	39.00	3.00	13.00	<3.00	127.0	<140.0	53.00	8.00	61.00
07/ 1 F	6.0	1499.6	540.0		77.8	67.90	59.70	0.070	7.000	0.050	18.60	4.00	6.00	12.00	5.00	12.00	14.00	22.00	<3.00	6.00	<3.00	76.0	<84.0	30.00	7.00	37.00
08/ 1 F	6.0	1462.5	550.0		21.7	38.40	21.70	0.558	13.100	0.100	36.90	<3.00	6.00	20.00	10.00	32.00	49.00	70.00	5.00	17.00	<3.00	<197.0	<212.0	68.00	8.00	76.00
09/ 1 F	6.0	1652.0	555.0		55.3	54.30	41.40	0.246	7.100	0.030	26.70	<3.00	6.00	16.00	13.00	36.00	47.00	56.00	6.00	16.00	<3.00	<180.0	<199.0	62.00	10.00	72.00
10/ 1 F	5.0	1501.3	570.0		16.0	26.30	8.50	0.689	11.200	0.030	42.00	<3.00	3.00	15.00	7.00	25.00	39.00	61.00	4.00	18.00	<3.00	<164.0	<175.0	52.00	5.00	57.00
11/ 1 F	6.0	1625.2	570.0		78.9	66.80	57.70	0.150	8.900	0.020	16.80	4.00	8.00	15.00	7.00	17.00	24.00	35.00	3.00	11.00	<3.00	114.0	<127.0	43.00	9.00	52.00
12/ 1 F	6.0	1542.4	575.0		28.4	62.00	51.00	0.569	10.500	<.030	26.50	5.00	13.00	36.00	18.00	57.00	64.00	115.00	9.00	29.00	<3.00	319.0	<349.0	126.00	19.00	145.00
13/ 1 F	6.0	2273.5	605.0		134.0	67.50	54.30	0.107	2.200	<.030	16.10	3.00	8.00	17.00	9.00	24.00	27.00	44.00	4.00	12.00	<3.00	135.0	<151.0	55.00	9.00	64.00
14/ 1 F	6.0	2174.1	620.0		135.9	68.00	64.10	0.219	3.600	<.030	16.40	miss	21.00	18.00	9.00	21.00	28.00	43.00	4.00	14.00	<3.00	145.0	<161.0	50.00	12.00	62.00
15/ 1 F	7.0	1956.2	620.0		64.8	69.00	61.70	0.222	6.000	<.030	18.10	6.00	17.00	32.00	16.00	51.00	61.00	75.00	6.00	19.00	<3.00	261.0	<286.0	112.00	27.00	139.00
16/ 1 F	6.0	2241.0	630.0		55.7	59.20	48.70	0.257	2.400	0.030	26.50	4.00	10.00	28.00	13.00	44.00	61.00	83.00	6.00	20.00	<3.00	250.0	<272.0	84.00	17.00	101.00
17/ 1 F	6.0	1778.8	630.0		48.7	61.80	19.70	0.182	8.800	<.030	24.50	4.00	11.00	27.00	11.00	35.00	47.00	65.00	5.00	15.00	<3.00	204.0	<223.0	75.00	15.00	90.00
18/ 1 M	6.0	2139.5	630.0		49.1	62.10	52.70	0.320	9.700	<.030	27.80	3.00	10.00	31.00	17.00	58.00	83.00	108.00	9.00	26.00	<3.00	319.0	<348.0	112.00	17.00	129.00
19/ 1 F	6.0	2136.3	630.0		81.1	55.90	44.10	0.183	12.200	<.030	23.20	8.00	17.00	46.00	36.00	114.00	126.00	145.00	14.00	27.00	<3.00	483.0	<536.0	157.00	29.00	186.00
20/ 1 F	7.0	2062.0	630.0		116.1	79.30	74.20	0.115	1.500	<.030	10.10	3.00	9.00	18.00	7.00	21.00	28.00	39.00	3.00	10.00	<3.00	128.0	<141.0	53.00	14.00	67.00
21/ 1 F	7.0	2285.7	640.0		99.9	75.40	50.50	0.213	2.900	<.030	13.70	4.00	12.00	19.00	8.00	23.00	27.00	35.00	3.00	9.00	<3.00	129.0	<143.0	60.00	19.00	79.00
22/ 1 M	8.0	2480.2	650.0		99.8	73.50	67.50	0.250	1.200	0.030	15.80	4.00	13.00	39.00	21.00	70.00	92.00	110.00	11.00	30.00	<3.00	358.0	<393.0	146.00	24.00	170.00
23/ 1 F	7.0	2313.6	650.0		38.6	32.80	17.10	0.413	7.800	<.030	36.20	<3.00	5.00	20.00	17.00	58.00	96.00	125.00	11.00	42.00	3.00	<349.0	<380.0	134.00	16.00	150.00
24/ 1 F	8.0	3100.6	670.0		136.2	60.50	50.50	0.221	5.400	<.030	21.40	4.00	10.00	28.00	20.00	65.00	85.00	99.00	9.00	25.00	<3.00	316.0	<348.0	154.00	37.00	191.00
Mean	6.0	1807.3	583.5		66.8	61.33	49.23	0.276	6.213	<<.038	21.97	<<3.74	9.42	21.75	12.00	37.17	48.50	66.92	<5.75	17.75	<<3.00	<<205.1	<<224.8	79.87	14.21	94.35
Minim.	4.0	901.7	465.0		16.0	26.30	8.50	0.070	1.200	0.020	9.30	<3.00	3.00	11.00	5.00	12.00	14.00	22.00	<3.00	6.00	<3.00	76.0	<84.0	30.00	5.00	37.00
Maxim.	8.0	3100.6	670.0		136.2	79.30	74.20	0.689	13.100	0.100	42.00	8.00	21.00	46.00	36.00	114.00	126.00	145.00	14.00	42.00	<3.00	483.0	<536.0	157.00	37.00	191.00
St.dev	1.0	523.6	57.6		36.9	14.07	18.52	0.180	3.671	~.018	8.72	~1.21	4.33	9.47	7.05	24.04	29.48	34.65	~3.14	8.62	~0.00	~105.2	~115.8	40.25	8.30	47.62
Count	24	24	24		24	24	24	24	24	24	24	23	24	24	24	24	24	24	24	24	24	24	24	i23	24	i23

s/q (4) ! Suspect value(s)
i (4) ! Suspect or ambiguous basis-value(s) ignored in statistics.
miss(2) ! Missing value.

149

Tab.width cont'd **GADU MOR, LI, J99, 46B Hammerfest area, 1995-0216.**

. Analytical Lab. =>					NIVA	NIVA	Σ(*)	NIVA	NIVA	NIVA
. Analysis Code. =>					340	340	!	340	340	340
Detection Limit =>					3.00	3.00	!	3.00	3.00	3.00
Samp/ Repl. no.	Sex F/M	Age year	Wght g	Lngt mm	HCHA ppb w.wt	HCHG ppb w.wt	HC_Σn ppb w.wt	HCB ppb w.wt	QCB ppb w.wt	OCS ppb w.wt
01/ 1	F	4.0	901.7	465.0	7.00	4.00	11.00	10.00	<3.00	<3.00
02/ 1	F	5.0	1373.2	500.0	5.00	3.00	8.00	9.00	<3.00	<3.00
03/ 1	M	5.0	1236.7	505.0	5.00	3.00	8.00	10.00	<3.00	<3.00
04/ 1		5.0	1113.3	510.0	7.00	5.00	12.00	11.00	<3.00	<3.00
05/ 1	F	5.0	1203.7	520.0	<3.00	<3.00	<3.00	8.00	<3.00	<3.00
06/ 1	M	5.0	1323.0	540.0	7.00	4.00	11.00	10.00	<3.00	<3.00
07/ 1	F	6.0	1499.6	540.0	6.00	4.00	10.00	13.00	<3.00	<3.00
08/ 1	F	6.0	1462.5	550.0	<3.00	<3.00	<3.00	5.00	<3.00	<3.00
09/ 1	F	6.0	1652.0	555.0	4.00	3.00	7.00	8.00	<3.00	<3.00
10/ 1	F	5.0	1501.3	570.0	<3.00	<3.00	<3.00	3.00	<3.00	<3.00
11/ 1	F	6.0	1625.2	570.0	7.00	4.00	11.00	12.00	<3.00	<3.00
12/ 1	F	6.0	1542.4	575.0	6.00	3.00	9.00	16.00	<3.00	<3.00
13/ 1	F	6.0	2273.5	605.0	6.00	4.00	10.00	11.00	<3.00	<3.00
14/ 1	F	6.0	2174.1	620.0	s31.00	5.00	s36.00	14.00	miss	<3.00
15/ 1	F	7.0	1956.2	620.0	<3.00	3.00	<6.00	16.00	<3.00	3.00
16/ 1	F	6.0	2241.0	630.0	3.00	<3.00	<6.00	12.00	<3.00	<3.00
17/ 1	F	6.0	1778.8	630.0	<3.00	3.00	<6.00	13.00	<3.00	<3.00
18/ 1	M	6.0	2139.5	630.0	3.00	3.00	6.00	13.00	<3.00	<3.00
19/ 1	F	6.0	2136.3	630.0	5.00	<3.00	<8.00	35.00	<3.00	3.00
20/ 1	F	7.0	2062.0	630.0	9.00	4.00	13.00	14.00	<3.00	<3.00
21/ 1	F	7.0	2285.7	640.0	6.00	3.00	9.00	15.00	<3.00	<3.00
22/ 1	M	8.0	2480.2	650.0	8.00	4.00	12.00	13.00	<3.00	<3.00
23/ 1	F	7.0	2313.6	650.0	<3.00	<3.00	<3.00	6.00	<3.00	<3.00
24/ 1	F	8.0	3100.6	670.0	6.00	3.00	9.00	13.00	<3.00	<3.00
Mean		6.0	1807.3	583.5	<<5.13	<<3.46	<<8.00	12.08	<<3.00	<<3.00
Minim.		4.0	901.7	465.0	<3.00	<3.00	<3.00	3.00	<3.00	<3.00
Maxim.		8.0	3100.6	670.0	9.00	5.00	13.00	35.00	<3.00	<3.00
St.dev		1.0	523.6	57.6	~1.89	~0.66	~3.10	5.91	~0.00	~0.00
Count		24	24	24	i23	24	i23	24	23	24

Sample.No 01 : Liver and/or intestinal guts with larvae of Anisakis simplex
Sample.No 02 : Liver and/or intestinal guts with larvae of Anisakis simplex
Sample.No 03 : Liver and/or intestinal guts with larvae of Anisakis simplex
Sample.No 06 : Liver and/or intestinal guts with larvae of Anisakis simplex
Sample.No 07 : Liver and/or intestinal guts with larvae of Anisakis simplex
Sample.No 08 : Liver and/or intestinal guts with larvae of Anisakis simplex
Sample.No 09 : Liver and/or intestinal guts with larvae of Anisakis simplex Liver with signs of bleeding
Sample.No 11 : Liver and/or intestinal guts with larvae of Anisakis simplex
Sample.No 12 : Liver and/or intestinal guts with larvae of Anisakis simplex
Sample.No 13 : Liver and/or intestinal guts with larvae of Anisakis simplex
Sample.No 16 : Liver and/or intestinal guts with larvae of Anisakis simplex
Sample.No 17 : Liver and/or intestinal guts with larvae of Anisakis simplex
Sample.No 18 : Liver and/or intestinal guts with larvae of Anisakis simplex
Sample.No 19 : Liver and/or intestinal guts with larvae of Anisakis simplex
Sample.No 20 : Liver and/or intestinal guts with larvae of Anisakis simplex
Sample.No 21 : Liver and/or intestinal guts with larvae of Anisakis simplex
Sample.No 22 : Liver and/or intestinal guts with larvae of Anisakis simplex
Sample.No 23 : Liver and/or intestinal guts with larvae of Anisakis simplex Liver with signs of bleeding
Sample.No 24 : Liver and/or intestinal guts with larvae of Anisakis simplex Muscle with signs of inner bleeding

150

Species : GADU MOR, Gadus morhua, GB: Cod, N: Torsk.
Sample.area: J99 Undefined, Tissue : LIVER.
Locality : 46B Hammerfest area, Latitude: 70°50.00N, Longitude: 23°44.00E.
Catch,date : 1996-0201, Count: 25, Sample type: Individual.

. Analytical Lab. ⇒								NIVA	NIVA	NIVA	NIVA	NIVA	NIVA	NIVA	NIVA	NIVA	NIVA	NIVA	NIVA	NIVA	Σ(*)	Σ(*)	NIVA	NIVA	Σ(*)
. Analysis Code. ⇒								312	311	312	311	340	340	340	340	340	340	340	340	340	!	!	340	340	!
Detection Limit ⇒							Mean				1.00	3.00	3.00	3.00	3.00	3.00	3.00	3.00	3.00	3.00	!	!	4.00	3.00	!
Samp/ Repl. no.	Sex F/M	Age year	Wght g	Lngt mm	Weight g	Dry %	Fat %	Cd ppm w.wt	Cu ppm w.wt	Pb ppm w.wt	Zn ppm w.wt	CB28 ppb w.wt	CB52 ppb w.wt	CB101 ppb w.wt	CB105 ppb w.wt	CB118 ppb w.wt	CB138 ppb w.wt	CB153 ppb w.wt	CB156 ppb w.wt	CB180 ppb w.wt	CB209 ppb w.wt	CB_Σ7 ppb w.wt	CB_ΣΣ ppb w.wt	DDEPP ppb w.wt	TDEPP ppb w.wt	DD_Σn ppb w.wt
01/ 1	M	3.0	945.3	480.0	53.0	72.20	63.60	0.087	3.600	0.020	13.70	<3.00	6.00	11.00	4.00	11.00	16.00	25.00	<3.00	5.00	<3.00	<77.0	<81.0	16.00	<3.00	<19.00
02/ 1	M	3.0	907.7	490.0	11.0	33.50	16.00	0.478	9.500	0.050	32.60	<3.00	6.00	20.00	8.00	24.00	48.00	69.00	4.00	17.00	<3.00	<187.0	<199.0	52.00	6.00	58.00
03/ 1	M	5.0	1231.5	510.0	26.2	58.50	42.50	0.435	10.000	<.020	28.80	<3.00	7.00	14.00	9.00	25.00	46.00	76.00	5.00	23.00	<3.00	<194.0	<208.0	39.00	5.00	44.00
04/ 1	F	5.0	1279.1	520.0	31.2	50.70	35.30	0.853	10.700	0.030	32.80	<3.00	5.00	16.00	11.00	33.00	80.00	118.00	10.00	43.00	7.00	<298.0	<326.0	42.00	<3.00	<45.00
05/ 1	M	5.0	1004.6	530.0	9.9	31.20	11.40	1.529	6.500	0.020	31.60	3.00	10.00	35.00	17.00	51.00	70.00	92.00	7.00	24.00	<3.00	285.0	<312.0	89.00	12.00	101.00
06/ 1	F	6.0	1368.6	540.0	41.3	49.00	35.40	0.150	18.700	0.030	34.40	<3.00	4.00	8.00	5.00	13.00	23.00	33.00	<3.00	7.00	<3.00	<91.0	<96.0	13.00	<3.00	<16.00
07/ 1	M	6.0	1450.3	540.0	45.9	68.50	60.90	0.451	14.800	<.020	22.20	3.00	11.00	23.00	10.00	29.00	48.00	69.00	4.00	15.00	<3.00	198.0	<215.0	33.00	<3.00	<36.00
08/ 1	M	6.0	1510.8	560.0	68.7	75.70	70.40	0.671	6.400	<.020	14.80	3.00	10.00	17.00	6.00	18.00	25.00	33.00	<3.00	7.00	<3.00	113.0	<122.0	20.00	<3.00	<23.00
09/ 1	M	6.0	1497.4	570.0	40.6	57.00	46.90	0.474	6.200	0.030	20.10	3.00	9.00	25.00	9.00	25.00	43.00	67.00	4.00	14.00	<3.00	186.0	<202.0	35.00	<3.00	<38.00
10/ 1	M	6.0	1409.8	570.0	16.4	33.60	17.00	2.123	13.500	0.060	40.20	<3.00	5.00	19.00	8.00	27.00	50.00	83.00	5.00	20.00	<3.00	<207.0	<220.0	36.00	<3.00	<39.00
11/ 1	F	6.0	1831.0	580.0	130.9	71.00	64.60	0.196	5.000	<.020	15.70	<3.00	9.00	19.00	10.00	26.00	31.00	34.00	3.00	6.00	<3.00	<128.0	<141.0	22.00	<3.00	<25.00
12/ 1	F	5.0	1686.6	590.0	82.9	73.40	66.20	0.213	3.000	<.020	13.60	<3.00	11.00	19.00	9.00	25.00	31.00	35.00	3.00	8.00	<3.00	<132.0	<144.0	26.00	<3.00	<29.00
13/ 1	M	7.0	1676.6	590.0	53.5	65.10	56.40	0.610	8.700	<.020	18.50	4.00	10.00	24.00	18.00	49.00	64.00	86.00	6.00	17.00	<3.00	254.0	<281.0	45.00	5.00	50.00
14/ 1	F	5.0	1605.0	590.0	55.6	66.20	59.20	0.345	4.300	<.020	18.00	3.00	11.00	24.00	10.00	28.00	34.00	36.00	3.00	8.00	<3.00	144.0	<160.0	33.00	4.00	37.00
15/ 1	F	6.0	1729.7	600.0	50.6	63.90	55.20	0.316	16.900	<.020	26.30	3.00	9.00	16.00	8.00	23.00	39.00	53.00	3.00	10.00	<3.00	153.0	<167.0	26.00	<3.00	<29.00
16/ 1	M	6.0	1929.0	605.0	33.8	52.00	49.50	0.488	18.900	<.020	36.30	4.00	14.00	37.00	18.00	54.00	101.00	146.00	9.00	39.00	<3.00	395.0	<425.0	53.00	4.00	57.00
17/ 1	F	7.0	1594.0	610.0	73.7	72.80	64.60	0.268	4.200	<.020	14.10	<3.00	10.00	17.00	9.00	24.00	30.00	35.00	3.00	7.00	<3.00	<126.0	<138.0	21.00	<3.00	<24.00
18/ 1	F	7.0	1956.9	640.0	41.3	46.90	32.90	0.247	3.400	<.020	27.50	3.00	8.00	27.00	13.00	38.00	70.00	101.00	6.00	21.00	<3.00	268.0	<290.0	37.00	3.00	40.00
19/ 1	F	6.0	2525.1	660.0	163.6	72.30	63.60	0.108	4.300	<.020	18.70	<3.00	12.00	22.00	8.00	23.00	33.00	39.00	3.00	10.00	<3.00	<142.0	<153.0	23.00	<3.00	<26.00
20/ 1	M	7.0	2228.8	670.0	118.1	74.40	67.50	0.498	3.100	<.020	14.40	<3.00	12.00	23.00	10.00	28.00	36.00	40.00	3.00	9.00	<3.00	<151.0	<164.0	26.00	<3.00	<29.00
21/ 1	M	8.0	2348.6	670.0	145.0	78.30	70.90	0.201	4.300	<.020	11.20	<3.00	12.00	18.00	7.00	22.00	27.00	34.00	3.00	8.00	<3.00	<124.0	<134.0	27.00	<3.00	<30.00
22/ 1	M	7.0	2588.1	690.0	100.8	68.90	31.10	0.454	7.500	<.020	18.50	<3.00	10.00	26.00	15.00	38.00	50.00	67.00	5.00	15.00	<3.00	<209.0	<229.0	36.00	4.00	40.00
23/ 1	F	8.0	2649.3	710.0	103.8	71.60	64.90	0.236	13.700	<.020	23.20	<3.00	37.00	54.00	34.00	91.00	132.00	166.00	14.00	34.00	<3.00	<517.0	<565.0	56.00	22.00	78.00
24/ 1	M	8.0	2711.3	730.0	99.7	68.50	54.20	0.254	4.000	<.020	17.70	4.00	13.00	32.00	15.00	39.00	54.00	74.00	5.00	16.00	<3.00	232.0	<255.0	44.00	7.00	51.00
25/ 1	M	8.0	3815.0	740.0	205.5	71.40	64.40	0.109	6.600	<.020	18.50	4.00	13.00	36.00	21.00	59.00	78.00	99.00	7.00	18.00	<3.00	307.0	<338.0	45.00	<3.00	<48.00
Mean		6.1	1819.2	599.4	72.1	61.86	50.58	0.472	8.312	<<.024	22.54	<<3.16	10.56	23.28	11.68	32.92	50.36	68.40	<4.96	16.04	<<3.16	<<204.7	<<222.6	35.80	<<4.68	<<40.48
Minim.		3.0	907.7	480.0	9.9	31.20	11.40	0.087	3.000	<.020	11.20	<3.00	4.00	8.00	4.00	11.00	16.00	25.00	<3.00	5.00	<3.00	<77.0	<81.0	13.00	<3.00	<16.00
Maxim.		8.0	3815.0	740.0	205.5	78.30	70.90	2.123	18.900	0.060	40.20	4.00	37.00	54.00	34.00	91.00	132.00	166.00	14.00	43.00	7.00	<517.0	<565.0	89.00	22.00	101.00
St.dev		1.4	670.2	73.3	50.3	14.02	18.04	0.457	5.055	~.010	8.30	~0.37	6.14	9.75	6.36	17.18	26.70	37.15	~2.73	10.26	~0.80	~100.4	~109.9	16.07	~4.12	~18.90
Count		25	25	25	25	25	25	25	25	25	25	25	25	25	25	25	25	25	25	25	25	25	25	25	25	25

157

Tab.width cont'd GADU MOR, LI, J99, 46B Hammerfest area, 1996-0201.

. Analytical Lab. =>					NIVA	NIVA	Σ(*)	NIVA	NIVA	NIVA
. Analysis Code. =>					340	340	!	340	340	340
Detection Limit =>					3.00	3.00	!	3.00	3.00	3.00
Samp/ Repl. no.	Sex F/M	Age year	Wght g	Lngt mm	HCHA ppb w.wt	HCHG ppb w.wt	HC_Σn ppb w.wt	HCB ppb w.wt	QCB ppb w.wt	OCS ppb w.wt
01/ 1	M	3.0	945.3	480.0	6.00	4.00	10.00	8.00	<3.00	<3.00
02/ 1	M	3.0	907.7	490.0	<3.00	<3.00	<3.00	4.00	<3.00	<3.00
03/ 1	M	5.0	1231.5	510.0	4.00	3.00	7.00	12.00	<3.00	<3.00
04/ 1	F	5.0	1279.1	520.0	<3.00	<3.00	<3.00	5.00	<3.00	<3.00
05/ 1	M	5.0	1004.6	530.0	<3.00	<3.00	<3.00	8.00	<3.00	<3.00
06/ 1	F	6.0	1368.6	540.0	<3.00	<3.00	<3.00	5.00	<3.00	<3.00
07/ 1	M	6.0	1450.3	540.0	4.00	3.00	7.00	12.00	<3.00	<3.00
08/ 1	M	6.0	1510.8	560.0	4.00	3.00	7.00	10.00	<3.00	<3.00
09/ 1	M	6.0	1497.4	570.0	3.00	<3.00	<6.00	10.00	<3.00	<3.00
10/ 1	M	6.0	1409.8	570.0	<3.00	<3.00	<3.00	6.00	<3.00	<3.00
11/ 1	F	6.0	1831.0	580.0	5.00	<3.00	<8.00	11.00	<3.00	<3.00
12/ 1	F	5.0	1686.6	590.0	5.00	<3.00	<8.00	16.00	<3.00	<3.00
13/ 1	M	7.0	1676.6	590.0	5.00	<3.00	<8.00	23.00	<3.00	<3.00
14/ 1	F	5.0	1605.0	590.0	5.00	3.00	8.00	21.00	<3.00	<3.00
15/ 1	F	6.0	1729.7	600.0	4.00	3.00	7.00	11.00	<3.00	<3.00
16/ 1	M	6.0	1929.0	605.0	3.00	<3.00	<6.00	27.00	<3.00	<3.00
17/ 1	F	7.0	1594.0	610.0	4.00	<3.00	<7.00	17.00	<3.00	<3.00
18/ 1	F	7.0	1956.9	640.0	<3.00	<3.00	<3.00	8.00	<3.00	<3.00
19/ 1	F	6.0	2525.1	660.0	4.00	<3.00	<7.00	<3.00	<3.00	<3.00
20/ 1	M	7.0	2228.8	670.0	5.00	<3.00	<8.00	15.00	<3.00	<3.00
21/ 1	M	8.0	2348.6	670.0	5.00	<3.00	<8.00	14.00	<3.00	<3.00
22/ 1	M	7.0	2588.1	690.0	5.00	3.00	8.00	18.00	<3.00	<3.00
23/ 1	F	8.0	2649.3	710.0	8.00	<3.00	<11.00	28.00	<3.00	<3.00
24/ 1	M	8.0	2711.3	730.0	4.00	3.00	7.00	14.00	<3.00	<3.00
25/ 1	M	8.0	3815.0	740.0	5.00	<3.00	<8.00	23.00	<3.00	<3.00
Mean		6.1	1819.2	599.4	<4.24	<<3.04	<<6.56	<13.16	<<3.00	<<3.00
Minim.		3.0	907.7	480.0	<3.00	<3.00	<3.00	<3.00	<3.00	<3.00
Maxim.		8.0	3815.0	740.0	8.00	4.00	<11.00	28.00	<3.00	<3.00
St.dev		1.4	670.2	73.3	~1.20	~0.20	~2.29	~7.08	~0.00	~0.00
Count		25	25	25	25	25	25	25	25	25

152

Sample.No 01 : Liver and/or intestinal guts with larvae of Anisakis simplex Skin with ulceration, lymphocytic areas and/or lesions
Sample.No 02 : Liver and/or intestinal guts with larvae of Anisakis simplex Skin with ulceration, lymphocytic areas and/or lesions
Sample.No 03 : Muscle with signs of inner bleeding Liver and/or intestinal guts with larvae of Anisakis simplex Skin with ulceration, lymphocytic areas and/or lesions
Sample.No 04 : Muscle with signs of inner bleeding Liver and/or intestinal guts with larvae of Anisakis simplex Skin with ulceration, lymphocytic areas and/or lesions
Sample.No 05 : Skin with ulceration, lymphocytic areas and/or lesions Liver with signs of bleeding
Sample.No 06 : Muscle with signs of inner bleeding Liver and/or intestinal guts with larvae of Anisakis simplex Skin with ulceration, lymphocytic areas and/or lesions
Sample.No 07 : Muscle with signs of inner bleeding Gills with Lernaeocera copepods Liver and/or intestinal guts with larvae of Anisakis simplex Skin with ulceration, lymphocytic areas and/or lesions
Sample.No 08 : Muscle with signs of inner bleeding Gills with Lernaeocera copepods Skin with ulceration, lymphocytic areas and/or lesions
Sample.No 09 : Muscle with signs of inner bleeding Skin with ulceration, lymphocytic areas and/or lesions
Sample.No 10 : Muscle with signs of inner bleeding Gills with Lernaeocera copepods Liver and/or intestinal guts with larvae of Anisakis simplex Skin with ulceration, lymphocytic areas and/or lesions
Sample.No 11 : Muscle with signs of inner bleeding Liver and/or intestinal guts with larvae of Anisakis simplex Skin with ulceration, lymphocytic areas and/or lesions
Sample.No 12 : Muscle with signs of inner bleeding Liver and/or intestinal guts with larvae of Anisakis simplex Skin with ulceration, lymphocytic areas and/or lesions
Sample.No 13 : Muscle with signs of inner bleeding Liver and/or intestinal guts with larvae of Anisakis simplex Skin with ulceration, lymphocytic areas and/or lesions
Sample.No 14 : Muscle with signs of inner bleeding Liver and/or intestinal guts with larvae of Anisakis simplex Skin with ulceration, lymphocytic areas and/or lesions
Sample.No 15 : Muscle with signs of inner bleeding Liver and/or intestinal guts with larvae of Anisakis simplex Skin with ulceration, lymphocytic areas and/or lesions
Sample.No 16 : Liver and/or intestinal guts with larvae of Anisakis simplex Skin with ulceration, lymphocytic areas and/or lesions
Sample.No 17 : Skin with ulceration, lymphocytic areas and/or lesions
Sample.No 18 : Muscle with signs of inner bleeding Liver and/or intestinal guts with larvae of Anisakis simplex Skin with ulceration, lymphocytic areas and/or lesions
Sample.No 19 : Muscle with signs of inner bleeding Liver and/or intestinal guts with larvae of Anisakis simplex Skin with ulceration, lymphocytic areas and/or lesions
Sample.No 20 : Liver and/or intestinal guts with larvae of Anisakis simplex
Sample.No 21 : Liver and/or intestinal guts with larvae of Anisakis simplex Skin with ulceration, lymphocytic areas and/or lesions
Sample.No 22 : Skin with ulceration, lymphocytic areas and/or lesions
Sample.No 23 : Muscle with signs of inner bleeding Liver and/or intestinal guts with larvae of Anisakis simplex Skin with ulceration, lymphocytic areas and/or lesions
Sample.No 24 : Liver and/or intestinal guts with larvae of Anisakis simplex Skin with ulceration, lymphocytic areas and/or lesions
Sample.No 25 : Muscle with signs of inner bleeding Liver and/or intestinal guts with larvae of Anisakis simplex Skin with ulceration, lymphocytic areas and/or lesions

Species : GADU MOR, Gadus morhua, GB: Cod, N: Torsk.
Sample.area: J99 Undefined, Tissue : LIVER.
Locality : 10B Varangerfjorden, Latitude: 69°56.00N, Longitude: 29°40.00E.
Catch,date : 1994-1130, Count: 21, Sample type: Individual.

. Analytical Lab. ⇒								NIVA	NIVA	NIVA	NIVA	NIVA	NIVA	NIVA	NIVA	NIVA	NIVA	NIVA	NIVA	Σ(*)	Σ(*)	NIVA	NIVA	Σ(*)
. Analysis Code. ⇒								312	311	312	311	340	340	340	340	340	340	340	340	!	!	340	340	!
Detection Limit ⇒								0.050	0.010	0.030	1.00	3.00	3.00	3.00	3.00	3.00	3.00	3.00	3.00	!	!	4.00	3.00	!
Samp/ Repl. no.	Sex F/M	Age year	Wght g	Lngt mm	Mean Weight g	Dry %	Fat %	Cd ppm w.wt	Cu ppm w.wt	Pb ppm w.wt	Zn ppm w.wt	CB28 ppb w.wt	CB52 ppb w.wt	CB101 ppb w.wt	CB105 ppb w.wt	CB118 ppb w.wt	CB138 ppb w.wt	CB153 ppb w.wt	CB156 ppb w.wt	CB180 ppb w.wt	CB209 ppb w.wt	CB_Σ7 ppb w.wt	CB_ΣΣ ppb w.wt	DDEPP ppb w.wt	TDEPP ppb w.wt	DD_Σn ppb w.wt
01/ 1	F	5.0	602.9	425.0	9.8	58.70	31.90	0.178	5.700	<.030	24.90	5.00	17.00	65.00	43.00	129.00	184.00	214.00	20.00	52.00	<3.00	666.0	<732.0	212.00	34.00	246.00
02/ 1	F	6.0	672.3	435.0	10.5	25.30	5.30	0.252	11.300	<.030	33.90	<3.00	4.00	20.00	15.00	42.00	51.00	54.00	6.00	14.00	<3.00	<188.0	<209.0	49.00	12.00	61.00
03/ 1		6.0	668.8	440.0	8.4	25.30	7.50	0.257	10.500	0.040	45.90	<3.00	4.00	15.00	14.00	44.00	56.00	78.00	6.00	21.00	<3.00	<221.0	<241.0	80.00	13.00	93.00
04/ 1		5.0	779.1	455.0	15.7	46.90	31.10	0.172	6.700	<.030	30.20	4.00	22.00	70.00	42.00	157.00	443.00	662.00	42.00	227.00	3.00	1585.0	1672.0	752.00	49.00	801.00
05/ 1	M	6.0	912.4	460.0	11.2	35.00	16.50	0.473	10.800	<.030	41.50	<3.00	5.00	35.00	35.00	93.00	135.00	190.00	16.00	55.00	<3.00	<516.0	<567.0	134.00	12.00	146.00
06/ 1	F	7.0	866.2	485.0	12.1	24.60	4.40	0.531	10.800	<.030	41.20	<3.00	<3.00	<3.00	3.00	10.00	15.00	22.00	<3.00	6.00	<3.00	<56.0	<59.0	15.00	<3.00	<18.00
07/ 1	F	6.0	1234.6	500.0	51.9	69.10	61.30	0.092	6.800	<.030	19.80	4.00	11.00	33.00	26.00	72.00	99.00	112.00	11.00	31.00	<3.00	362.0	<402.0	120.00	20.00	140.00
08/ 1	F	6.0	1331.8	505.0	27.7	58.30	44.30	0.231	9.800	<.030	29.30	8.00	27.00	72.00	41.00	112.00	126.00	156.00	16.00	38.00	<3.00	539.0	<599.0	220.00	44.00	264.00
09/ 1		6.0	980.7	505.0	16.2	46.30	31.10	0.230	11.000	<.030	28.70	4.00	8.00	43.00	44.00	133.00	172.00	228.00	18.00	57.00	<3.00	645.0	<710.0	211.00	24.00	235.00
10/ 1	F	7.0	1214.1	510.0	45.6	64.60	55.50	0.215	12.000	<.030	26.00	<3.00	5.00	14.00	18.00	48.00	67.00	92.00	9.00	26.00	<3.00	<255.0	<282.0	78.00	11.00	89.00
11/ 1	F	6.0	1422.4	540.0	68.2	67.00	56.90	0.132	7.300	<.030	24.10	6.00	54.00	66.00	42.00	141.00	257.00	292.00	15.00	75.00	<3.00	891.0	<951.0	382.00	114.00	496.00
12/ 1	M	6.0	1383.4	545.0	66.5	64.90	56.60	0.148	3.500	<.030	16.70	5.00	10.00	30.00	41.00	117.00	158.00	250.00	14.00	52.00	<3.00	622.0	<680.0	214.00	21.00	235.00
13/ 1		7.0	1395.1	575.0	26.0	45.80	32.10	0.318	8.900	<.030	24.20	8.00	22.00	49.00	33.00	88.00	100.00	110.00	12.00	26.00	<3.00	403.0	<451.0	168.00	57.00	225.00
14/ 1	M	8.0	1882.7	590.0	64.9	69.50	61.00	0.209	8.100	<.030	22.80	8.00	17.00	38.00	39.00	107.00	123.00	158.00	12.00	31.00	<3.00	482.0	<536.0	194.00	33.00	227.00
15/ 1	M	8.0	2127.6	615.0	52.7	52.80	39.80	0.124	9.900	<.030	24.10	5.00	16.00	63.00	58.00	171.00	184.00	189.00	19.00	37.00	<3.00	665.0	<745.0	165.00	28.00	193.00
16/ 1	M	7.0	2310.9	625.0	31.9	44.00	27.10	0.262	8.000	<.030	30.90	5.00	15.00	84.00	52.00	158.00	212.00	268.00	19.00	60.00	<3.00	802.0	<876.0	267.00	36.00	303.00
17/ 1	F	8.0	1817.7	630.0	20.4	36.20	18.70	0.369	14.000	<.030	45.90	6.00	23.00	104.00	67.00	203.00	238.00	269.00	24.00	54.00	<3.00	897.0	<991.0	266.00	46.00	312.00
18/ 1	M	8.0	2063.0	650.0	27.0	27.80	10.20	0.486	11.200	<.030	33.10	<3.00	14.00	145.00	147.00	433.00	676.00	865.00	105.00	343.00	3.00	<2479.0	<2734.0	741.00	77.00	818.00
19/ 1	M	8.0	2771.6	680.0	55.6	42.80	26.10	0.158	11.300	<.030	29.30	<3.00	17.00	156.00	125.00	372.00	496.00	506.00	49.00	93.00	<3.00	<1643.0	<1817.0	301.00	48.00	349.00
20/ 1	M	9.0	4662.7	750.0	123.2	67.50	58.60	0.045	2.200	<.030	18.90	8.00	31.00	105.00	53.00	154.00	175.00	201.00	19.00	43.00	<3.00	717.0	<792.0	264.00	56.00	320.00
21/ 1	M	10.0	4234.1	780.0	37.1	23.50	5.90	0.413	19.200	<.030	44.60	<3.00	7.00	48.00	43.00	146.00	196.00	263.00	23.00	74.00	<3.00	<737.0	<803.0	170.00	17.00	187.00
Mean		6.9	1682.6	557.1	37.3	47.42	32.47	0.252	9.476	<<.030	30.29	<<4.76	<15.81	<59.90	46.71	139.52	198.24	246.62	<21.81	67.38	<<3.00	<<732.0	<<802.3	238.24	<35.95	<274.19
Minim.		5.0	602.9	425.0	8.4	23.50	4.40	0.045	2.200	<.030	16.70	<3.00	<3.00	<3.00	3.00	10.00	15.00	22.00	<3.00	6.00	<3.00	<56.0	<59.0	15.00	<3.00	<18.00
Maxim.		10.0	4662.7	780.0	123.2	69.50	61.30	0.531	19.200	0.040	45.90	8.00	54.00	156.00	147.00	433.00	676.00	865.00	105.00	343.00	<3.00	<2479.0	<2734.0	752.00	114.00	818.00
St.dev		1.3	1094.1	101.9	28.3	16.42	20.13	0.134	3.641	~.002	8.96	~1.89	~11.88	~40.97	33.59	100.43	160.06	203.50	~21.93	77.59	~0.00	~562.5	~614.6	190.27	~26.02	~208.31
Count		21	21	21	21	21	21	21	21	21	21	21	21	21	21	21	21	21	21	21	21	21	21	21	21	21

154

Tab.width cont'd **GADU MOR, LI, J99, 10B Varangerfjorden, 1994-1130.**

Samp/ Repl. no.	Sex F/M	Age year	Wght g	Lngt mm	HCHA ppb w.wt	HCHG ppb w.wt	HC_Σn ppb w.wt	HCB ppb w.wt	QCB ppb w.wt	OCS ppb w.wt
. Analytical Lab. =>					NIVA	NIVA	Σ(*)	NIVA	NIVA	NIVA
. Analysis Code. =>					340	340	!	340	340	340
Detection Limit =>					3.00	3.00	!	3.00	3.00	3.00
01/ 1	F	5.0	602.9	425.0	<3.00	<3.00	<3.00	15.00	<3.00	3.00
02/ 1	F	6.0	672.3	435.0	<3.00	<3.00	<3.00	<3.00	<3.00	<3.00
03/ 1		6.0	668.8	440.0	<3.00	<3.00	<3.00	3.00	<3.00	<3.00
04/ 1		5.0	779.1	455.0	<3.00	<3.00	<3.00	13.00	<3.00	5.00
05/ 1	M	6.0	912.4	460.0	<3.00	<3.00	<3.00	4.00	<3.00	<3.00
06/ 1	F	7.0	866.2	485.0	<3.00	<3.00	<3.00	<3.00	<3.00	<3.00
07/ 1	F	6.0	1234.6	500.0	<3.00	3.00	<6.00	14.00	<3.00	<3.00
08/ 1	F	6.0	1331.8	505.0	5.00	4.00	9.00	20.00	<3.00	4.00
09/ 1		6.0	980.7	505.0	3.00	<3.00	<6.00	9.00	<3.00	3.00
10/ 1	F	7.0	1214.1	510.0	7.00	4.00	11.00	13.00	<3.00	<3.00
11/ 1	F	6.0	1422.4	540.0	7.00	5.00	12.00	68.00	<3.00	4.00
12/ 1	M	6.0	1383.4	545.0	7.00	5.00	12.00	17.00	<3.00	<3.00
13/ 1		7.0	1395.1	575.0	5.00	<3.00	<8.00	32.00	<3.00	3.00
14/ 1	M	8.0	1882.7	590.0	6.00	4.00	10.00	25.00	<3.00	3.00
15/ 1	M	8.0	2127.6	615.0	3.00	<3.00	<6.00	15.00	<3.00	3.00
16/ 1	M	7.0	2310.9	625.0	<3.00	<3.00	<3.00	7.00	<3.00	<3.00
17/ 1	F	8.0	1817.7	630.0	<3.00	<3.00	<3.00	10.00	<3.00	<3.00
18/ 1	M	8.0	2063.0	650.0	<3.00	<3.00	<3.00	6.00	<3.00	6.00
19/ 1	M	8.0	2771.6	680.0	<3.00	<3.00	<3.00	7.00	<3.00	3.00
20/ 1	M	9.0	4662.7	750.0	6.00	3.00	9.00	26.00	<3.00	4.00
21/ 1	M	10.0	4234.1	780.0	<3.00	<3.00	<3.00	3.00	<3.00	<3.00
Mean		6.9	1682.6	557.1	<<4.05	<<3.33	<<5.81	<14.90	<<3.00	<<3.38
Minim.		5.0	602.9	425.0	<3.00	<3.00	<3.00	<3.00	<3.00	<3.00
Maxim.		10.0	4662.7	780.0	7.00	5.00	12.00	68.00	<3.00	6.00
St.dev		1.3	1094.1	101.9	~1.60	~0.66	~3.41	~14.70	~0.00	~0.80
Count		21	21	21	21	21	21	21	21	21

Sample.No 01 : Liver and/or intestinal guts with larvae of Anisakis simplex
Sample.No 02 : Liver and/or intestinal guts with larvae of Anisakis simplex Liver with signs of bleeding
Sample.No 03 : Liver and/or intestinal guts with larvae of Anisakis simplex Liver with signs of bleeding
Sample.No 04 : Liver and/or intestinal guts with larvae of Anisakis simplex
Sample.No 05 : Liver and/or intestinal guts with larvae of Anisakis simplex
Sample.No 06 : Liver and/or intestinal guts with larvae of Anisakis simplex
Sample.No 07 : Liver and/or intestinal guts with larvae of Anisakis simplex
Sample.No 08 : Liver and/or intestinal guts with larvae of Anisakis simplex
Sample.No 09 : Liver and/or intestinal guts with larvae of Anisakis simplex
Sample.No 10 : Liver and/or intestinal guts with larvae of Anisakis simplex
Sample.No 11 : Liver and/or intestinal guts with larvae of Anisakis simplex
Sample.No 12 : Liver and/or intestinal guts with larvae of Anisakis simplex
Sample.No 13 : Liver and/or intestinal guts with larvae of Anisakis simplex Liver with signs of bleeding Signs of mechanical damage (e.g., net wounds)
Sample.No 14 : Liver and/or intestinal guts with larvae of Anisakis simplex
Sample.No 15 : Liver and/or intestinal guts with larvae of Anisakis simplex Signs of mechanical damage (e.g., net wounds)
Sample.No 16 : Liver and/or intestinal guts with larvae of Anisakis simplex
Sample.No 17 : Liver and/or intestinal guts with larvae of Anisakis simplex
Sample.No 18 : Liver and/or intestinal guts with larvae of Anisakis simplex Signs of mechanical damage (e.g., net wounds)
Sample.No 19 : Muscle with signs of inner bleeding Liver and/or intestinal guts with larvae of Anisakis simplex
Sample.No 20 : Liver and/or intestinal guts with larvae of Anisakis simplex
Sample.No 21 : Muscle with signs of inner bleeding Liver and/or intestinal guts with larvae of Anisakis simplex

Species : GADU MOR, Gadus morhua, GB: Cod, N: Torsk.
Sample.area: J99 Undefined, Tissue : LIVER.
Locality : 10B Varangerfjorden, Latitude: 69°56.00N, Longitude: 29°40.00E.
Catch,date : 1995-1115, Count: 25, Sample type: Individual.

. Analytical Lab. =>							NIVA	NIVA	NIVA	NIVA	NIVA	NIVA	NIVA	NIVA	NIVA	NIVA	NIVA	NIVA	NIVA	Σ(*)	Σ(*)	NIVA	NIVA	Σ(*)
. Analysis Code. =>							312	311	312	311	340	340	340	340	340	340	340	340	340	!	!	340	340	!
Detection Limit =>							0.050	0.010	0.030	1.00	3.00	3.00	3.00	3.00	3.00	3.00	3.00	3.00	3.00	!	!	4.00	3.00	!
Samp/ Repl. no.	Sex F/M	Age year	Wght g	Lngt mm	Mean Weight g	Dry %	Fat %	Cd ppm w.wt	Cu ppm w.wt	Pb ppm w.wt	Zn ppm w.wt	CB28 ppb w.wt	CB52 ppb w.wt	CB101 ppb w.wt	CB105 ppb w.wt	CB118 ppb w.wt	CB138 ppb w.wt	CB153 ppb w.wt	CB156 ppb w.wt	CB180 ppb w.wt	CB209 ppb w.wt	CB_Σ7 ppb w.wt	CB_ΣΣ ppb w.wt	DDEPP ppb w.wt	TDEPP ppb w.wt	DD_Σn ppb w.wt
01/ 1		4.0	460.2	380.0	4.0	24.40	5.51	0.235	4.800	<.020	31.60	<3.00	3.00	11.00	11.00	31.00	42.00	55.00	5.00	12.00	<3.00	<157.0	<173.0	14.00	<3.00	<17.00
02/ 1	M	6.0	592.7	410.0	6.9	30.30	10.50	0.757	8.500	0.040	31.00	<3.00	5.00	26.00	15.00	49.00	73.00	99.00	8.00	25.00	<3.00	<280.0	<303.0	28.00	<3.00	<31.00
03/ 1	M	5.0	771.4	450.0	14.2	33.10	13.80	0.333	8.400	<.020	32.60	<3.00	6.00	23.00	14.00	46.00	66.00	88.00	7.00	18.00	<3.00	<250.0	<271.0	24.00	<3.00	<27.00
04/ 1	F	5.0	892.8	470.0	15.5	52.50	40.50	0.241	9.200	<.020	26.30	7.00	31.00	104.00	59.00	198.00	271.00	379.00	29.00	88.00	<3.00	1078.0	<1169.0	169.00	17.00	186.00
05/ 1	M	6.0	1034.4	480.0	53.4	70.20	61.80	0.082	4.700	<.020	17.80	<3.00	7.00	10.00	7.00	19.00	24.00	31.00	3.00	7.00	<3.00	<101.0	<111.0	12.00	<3.00	<15.00
06/ 1	F	6.0	1201.2	490.0	55.0	71.40	61.50	0.073	6.900	<.020	18.10	5.00	15.00	27.00	19.00	52.00	70.00	86.00	8.00	21.00	<3.00	276.0	<306.0	41.00	4.00	45.00
07/ 1	F	6.0	1063.1	500.0	35.2	64.50	56.90	0.204	11.000	<.020	23.80	4.00	15.00	38.00	31.00	84.00	108.00	116.00	13.00	29.00	<3.00	394.0	<441.0	58.00	5.00	63.00
08/ 1	F	6.0	1240.5	510.0	60.2	73.90	66.50	0.190	3.500	<.020	16.50	4.00	21.00	31.00	21.00	55.00	68.00	75.00	8.00	17.00	<3.00	271.0	<303.0	38.00	<3.00	<41.00
09/ 1	M	6.0	1256.0	520.0	45.8	65.30	57.00	0.140	5.100	<.020	17.10	<3.00	42.00	91.00	51.00	163.00	226.00	298.00	24.00	59.00	<3.00	<882.0	<957.0	87.00	11.00	98.00
10/ 1	M	7.0	1669.0	520.0	44.9	61.30	50.80	0.188	3.000	<.020	18.50	4.00	17.00	55.00	35.00	116.00	170.00	215.00	18.00	44.00	<3.00	621.0	<677.0	71.00	4.00	75.00
11/ 1	M	5.0	1560.1	545.0	76.8	75.90	68.60	0.070	2.100	<.020	13.50	3.00	17.00	32.00	18.00	50.00	61.00	76.00	7.00	16.00	<3.00	255.0	<283.0	41.00	<3.00	<44.00
12/ 1	M	6.0	1561.2	555.0	51.2	71.40	63.50	0.139	9.000	<.020	19.10	5.00	21.00	65.00	79.00	256.00	385.00	455.00	44.00	120.00	<3.00	1307.0	<1433.0	106.00	7.00	113.00
13/ 1	F	6.0	1389.7	555.0	31.2	55.20	42.70	0.112	5.300	<.020	22.10	4.00	17.00	37.00	28.00	76.00	97.00	120.00	10.00	23.00	<3.00	374.0	<415.0	48.00	4.00	52.00
14/ 1	F	6.0	1357.7	560.0	21.9	49.20	34.60	0.556	7.800	<.020	32.90	7.00	252.00	1143.00	572.00	3080.00	9390.00	10780.00	563.00	2520.00	22.00	27172.0	28329.0	2820.00	92.00	2912.00
15/ 1	F	6.0	1711.1	570.0	42.7	55.80	43.60	0.087	8.100	<.020	23.40	4.00	18.00	51.00	33.00	106.00	160.00	210.00	16.00	47.00	<3.00	596.0	<648.0	75.00	4.00	79.00
16/ 1	M	7.0	1932.4	590.0	144.8	81.00	76.40	0.058	4.200	<.020	9.90	<3.00	18.00	37.00	22.00	61.00	76.00	87.00	8.00	17.00	<3.00	<299.0	<329.0	37.00	<3.00	<40.00
17/ 1	F	6.0	1687.5	600.0	27.3	30.50	13.30	0.611	5.100	<.020	36.40	<3.00	7.00	37.00	31.00	108.00	154.00	197.00	16.00	48.00	<3.00	<554.0	<601.0	79.00	3.00	82.00
18/ 1	M	6.0	1486.7	600.0	27.2	51.20	37.80	0.381	9.100	<.020	26.50	5.00	19.00	53.00	32.00	98.00	118.00	153.00	13.00	34.00	<3.00	480.0	<528.0	77.00	6.00	83.00
19/ 1	M	6.0	2126.4	620.0	74.5	69.80	62.10	0.139	8.700	<.020	20.50	10.00	44.00	116.00	68.00	211.00	265.00	325.00	26.00	69.00	<3.00	1040.0	<1137.0	135.00	12.00	147.00
20/ 1	F	6.0	2272.0	640.0	45.5	56.20	43.20	0.276	12.200	<.020	27.90	3.00	12.00	37.00	29.00	92.00	130.00	171.00	14.00	40.00	<3.00	485.0	<531.0	69.00	4.00	73.00
21/ 1	M	8.0	2402.8	640.0	48.5	53.40	41.40	0.253	10.900	<.020	25.50	4.00	21.00	92.00	75.00	223.00	275.00	321.00	30.00	70.00	<3.00	1006.0	<1114.0	132.00	7.00	139.00
22/ 1	M	7.0	2294.6	650.0	97.0	74.90	26.90	0.110	4.500	<.020	13.60	<3.00	8.00	13.00	8.00	22.00	26.00	31.00	3.00	7.00	<3.00	<110.0	<121.0	15.00	<3.00	<18.00
23/ 1	F	8.0	2431.8	680.0	.	53.80	42.10	0.251	14.100	<.020	26.20	6.00	23.00	65.00	54.00	167.00	204.00	245.00	21.00	54.00	<3.00	764.0	<842.0	102.00	7.00	109.00
24/ 1	F	8.0	3039.4	690.0	73.4	46.80	33.70	0.175	4.400	<.020	25.30	3.00	12.00	49.00	44.00	142.00	206.00	258.00	23.00	66.00	<3.00	736.0	<806.0	84.00	5.00	89.00
25/ 1	F	7.0	3030.6	710.0	81.2	66.00	54.80	0.113	11.700	<.020	18.70	8.00	100.00	1061.00	1171.00	3052.00	3720.00	2806.00	383.00	509.00	<3.00	11256.0	<12813.0	178.00	35.00	213.00
Mean		6.2	1618.6	557.4	49.1	57.52	44.38	0.231	7.292	<<.021	22.99	<<4.40	30.04	132.16	101.08	342.28	655.40	707.08	52.00	158.40	<<3.76	<<2029.8	<<2185.6	181.60	<<10.04	<<191.64
Minim.		4.0	460.2	380.0	4.0	24.40	5.51	0.058	2.100	<.020	9.90	<3.00	3.00	10.00	7.00	19.00	24.00	31.00	3.00	7.00	<3.00	<101.0	<111.0	12.00	<3.00	<15.00
Maxim.		8.0	3039.4	710.0	144.8	81.00	76.40	0.757	14.100	0.040	36.40	10.00	252.00	1143.00	1171.00	3080.00	9390.00	10780.00	563.00	2520.00	22.00	27172.0	28329.0	2820.00	92.00	2912.00
St.dev		1.0	690.0	86.2	31.7	15.55	19.36	0.178	3.190	~.004	6.82	~1.87	50.13	293.47	248.29	822.38	1957.21	2166.18	129.72	501.57	~3.80	~5668.6	~5980.1	551.57	~18.39	~569.06
Count		25	25	25	24	25	25	25	25	25	25	25	25	25	25	25	25	25	25	25	25	25	25	25	25	25

156

Tab.width cont'd GADU MOR, LI, J99, 10B Varangerfjorden, 1995-1115.

. Analytical Lab. =>					NIVA	NIVA	Σ(*)	NIVA	NIVA	NIVA
. Analysis Code. =>					340	340	!	340	340	340
Detection Limit =>					3.00	3.00	!	3.00	3.00	3.00
Samp/ Repl. no.	Sex F/M	Age year	Wght g	Lngt mm	HCHA ppb w.wt	HCHG ppb w.wt	HC_Σn ppb w.wt	HCB ppb w.wt	QCB ppb w.wt	OCS ppb w.wt
01/ 1		4.0	460.2	380.0	<3.00	<3.00	<3.00	<3.00	<3.00	<3.00
02/ 1	M	6.0	592.7	410.0	<3.00	<3.00	<3.00	4.00	<3.00	<3.00
03/ 1	M	5.0	771.4	450.0	<3.00	<3.00	<3.00	4.00	<3.00	<3.00
04/ 1	F	5.0	892.8	470.0	3.00	<3.00	<6.00	18.00	<3.00	3.00
05/ 1	M	6.0	1034.4	480.0	4.00	3.00	7.00	6.00	<3.00	<3.00
06/ 1	F	6.0	1201.2	490.0	4.00	3.00	7.00	14.00	<3.00	<3.00
07/ 1	F	6.0	1063.1	500.0	3.00	3.00	6.00	14.00	<3.00	3.00
08/ 1	F	6.0	1240.5	510.0	3.00	3.00	6.00	12.00	<3.00	<3.00
09/ 1	M	6.0	1256.0	520.0	<3.00	<3.00	<3.00	<3.00	<3.00	<3.00
10/ 1	M	7.0	1669.0	520.0	3.00	<3.00	<6.00	10.00	<3.00	<3.00
11/ 1	M	5.0	1560.1	545.0	4.00	3.00	7.00	12.00	<3.00	<3.00
12/ 1	M	6.0	1561.2	555.0	4.00	3.00	7.00	10.00	<3.00	3.00
13/ 1	F	6.0	1389.7	555.0	3.00	<3.00	<6.00	7.00	<3.00	<3.00
14/ 1	F	6.0	1357.7	560.0	<3.00	<3.00	<3.00	<3.00	<3.00	16.00
15/ 1	F	6.0	1711.1	570.0	<3.00	<3.00	<3.00	15.00	<3.00	<3.00
16/ 1	M	7.0	1932.4	590.0	4.00	3.00	7.00	9.00	<3.00	<3.00
17/ 1	F	6.0	1687.5	600.0	<3.00	<3.00	<3.00	3.00	<3.00	<3.00
18/ 1	M	6.0	1486.7	600.0	<3.00	<3.00	<3.00	17.00	<3.00	<3.00
19/ 1	M	6.0	2126.4	620.0	3.00	3.00	6.00	21.00	<3.00	4.00
20/ 1	F	6.0	2272.0	640.0	3.00	<3.00	<6.00	13.00	<3.00	<3.00
21/ 1	M	8.0	2402.8	640.0	<3.00	<3.00	<3.00	11.00	<3.00	3.00
22/ 1	M	7.0	2294.6	650.0	<3.00	<3.00	<3.00	6.00	<3.00	<3.00
23/ 1	F	8.0	2431.8	680.0	3.00	<3.00	<6.00	19.00	<3.00	3.00
24/ 1	F	8.0	3039.4	690.0	<3.00	<3.00	<3.00	11.00	<3.00	<3.00
25/ 1	F	7.0	3030.6	710.0	4.00	<3.00	<7.00	16.00	<3.00	3.00
Mean		6.2	1618.6	557.4	<<3.24	<<3.00	<<4.92	<10.44	<<3.00	<<3.56
Minim.		4.0	460.2	380.0	<3.00	<3.00	<3.00	<3.00	<3.00	<3.00
Maxim.		8.0	3039.4	710.0	4.00	<3.00	7.00	21.00	<3.00	16.00
St.dev		1.0	690.0	86.2	~0.44	~0.00	~1.78	~5.52	~0.00	~2.60
Count		25	25	25	25	25	25	25	25	25

Sample.No 02 : Muscle with signs of inner bleeding
Sample.No 03 : Skin and/or oral cavity with caligiform and/or Liver and/or intestinal guts with larvae of Anisakis simplex
Sample.No 04 : Liver and/or intestinal guts with larvae of Anisakis simplex
Sample.No 05 : Muscle with signs of inner bleeding Liver and/or intestinal guts with larvae of Anisakis simplex Skin with red film and/or uneven pigmentations
Sample.No 06 : Liver and/or intestinal guts with larvae of Anisakis simplex
Sample.No 07 : Muscle with signs of inner bleeding Liver and/or intestinal guts with larvae of Anisakis simplex
Sample.No 08 : Liver and/or intestinal guts with larvae of Anisakis simplex
Sample.No 09 : Muscle with signs of inner bleeding Liver and/or intestinal guts with larvae of Anisakis simplex
Sample.No 10 : Liver and/or intestinal guts with larvae of Anisakis simplex Skin and/or oral cavity with caligiform and/or
Sample.No 11 : Muscle with signs of inner bleeding Liver and/or intestinal guts with larvae of Anisakis simplex
Sample.No 12 : Liver and/or intestinal guts with larvae of Anisakis simplex
Sample.No 13 : Muscle with signs of inner bleeding Liver and/or intestinal guts with larvae of Anisakis simplex Liver with necrotic areas and/or discolouration
Sample.No 14 : Skin and/or oral cavity with caligiform and/or Liver and/or intestinal guts with larvae of Anisakis simplex
Sample.No 15 : Muscle with signs of inner bleeding Skin with ulceration, lymphocytic areas and/or lesions Liver and/or intestinal guts with larvae of Anisakis simplex
Sample.No 16 : Skin and/or oral cavity with caligiform and/or Liver and/or intestinal guts with larvae of Anisakis simplex
Sample.No 17 : Muscle with signs of inner bleeding Liver and/or intestinal guts with larvae of Anisakis simplex
Sample.No 18 : Liver and/or intestinal guts with larvae of Anisakis simplex
Sample.No 19 : Muscle with signs of inner bleeding Liver and/or intestinal guts with larvae of Anisakis simplex
Sample.No 20 : Muscle with signs of inner bleeding Liver and/or intestinal guts with larvae of Anisakis simplex
Sample.No 21 : Muscle with signs of inner bleeding Liver and/or intestinal guts with larvae of Anisakis simplex
Sample.No 22 : Muscle with signs of inner bleeding Liver and/or intestinal guts with larvae of Anisakis simplex Skin and/or oral cavity with caligiform and/or
Sample.No 23 : Muscle with signs of inner bleeding Liver and/or intestinal guts with larvae of Anisakis simplex
Sample.No 24 : Liver and/or intestinal guts with larvae of Anisakis simplex
Sample.No 25 : Liver and/or intestinal guts with larvae of Anisakis simplex

Species : GADU MOR, Gadus morhua, GB: Cod, N: Torsk.
Sample.area: J99 Undefined, Tissue : LIVER.
Locality : 10B Varangerfjorden, Latitude: 69°56.00N, Longitude: 29°40.00E.
Catch,date : 1997-0215, Count: 25, Sample type: Individual.

. Analytical Lab. =>					NIVA	NIVA	NIVA	NIVA	NIVA	NIVA	NIVA	NIVA	NIVA	NIVA	NIVA	NIVA	NIVA	NIVA	Σ(*)	Σ(*)	NIVA	NIVA	Σ(*)
. Analysis Code. =>					312	311	312	311	340	340	340	340	340	340	340	340	340	340	!	!	340	340	!
Detection Limit =>					0.050	0.010	0.030	1.00	3.00	3.00	3.00	3.00	3.00	3.00	3.00	3.00	3.00	3.00	!	!	4.00	3.00	!
Samp/ Repl. no.	Sex F/M	Age year	Wght g	Lngt mm	Mean Weight g	Dry %	Fat %	Cd ppm w.wt	Cu ppm w.wt	Pb ppm w.wt	Zn ppm w.wt	CB28 ppb w.wt	CB52 ppb w.wt	CB101 ppb w.wt	CB105 ppb w.wt	CB118 ppb w.wt	CB138 ppb w.wt	CB153 ppb w.wt	CB156 ppb w.wt	CB180 ppb w.wt	CB209 ppb w.wt	CB_Σ7 ppb w.wt	CB_ΣΣ ppb w.wt	DDEPP ppb w.wt	TDEPP ppb w.wt	DD_Σn ppb w.wt
01/ 1	F	4.0	462.0	370.0	26.5	68.90	61.20	0.022	4.680	<.040	15.40	4.00	6.00	12.00	10.00	25.00	32.00	48.00	3.00	8.00	<2.00	135.0	<150.0	48.00	14.00	62.00
02/ 1		4.0	456.0	370.0	26.1	61.40	53.70	0.047	1.450	<.040	11.30	2.00	4.00	10.00	7.00	17.00	24.00	31.00	3.00	7.00	<2.00	95.0	<107.0	40.00	12.00	52.00
03/ 1	F	4.0	492.0	380.0	28.2	62.20	56.20	0.110	0.940	<.040	12.50	2.00	5.00	13.00	9.00	23.00	29.00	35.00	3.00	6.00	<2.00	113.0	<127.0	42.00	14.00	56.00
04/ 1	F	4.0	468.0	395.0	11.0	49.80	35.50	0.260	1.740	0.040	23.60	2.00	6.00	23.00	13.00	34.00	55.00	82.00	7.00	18.00	<2.00	220.0	<242.0	56.00	8.00	64.00
05/ 1	M	5.0	574.0	410.0	25.7	57.70	50.90	0.059	3.380	<.040	14.50	3.00	7.00	19.00	13.00	33.00	40.00	59.00	5.00	13.00	<2.00	174.0	<194.0	64.00	25.00	89.00
06/ 1		5.0	688.0	415.0	56.7	58.10	54.60	0.042	1.530	<.040	11.40	2.00	5.00	10.00	6.00	14.00	18.00	24.00	2.00	5.00	<2.00	78.0	<88.0	32.00	13.00	45.00
07/ 1	F	5.0	705.0	420.0	39.0	63.10	54.50	0.057	2.870	<.040	13.40	3.00	7.00	16.00	9.00	22.00	29.00	40.00	3.00	8.00	<2.00	125.0	<139.0	61.00	22.00	83.00
08/ 1	F	4.5	685.0	425.0	28.1	58.60	50.30	0.095	3.230	<.040	13.70	3.00	5.00	14.00	9.00	23.00	31.00	44.00	4.00	10.00	<2.00	130.0	<145.0	53.00	20.00	73.00
09/ 1	M	5.0	1043.0	475.0	49.8	55.80	52.30	0.075	5.270	<.040	13.70	5.00	6.00	13.00	10.00	24.00	32.00	44.00	3.00	9.00	<2.00	133.0	<148.0	56.00	17.00	73.00
10/ 1	M	8.0	1365.0	490.0	52.2	63.90	60.10	0.120	3.780	<.040	14.30	4.00	10.00	75.00	85.00	195.00	221.00	232.00	38.00	55.00	<2.00	792.0	<917.0	137.00	42.00	179.00
11/ 1	M	7.0	1101.0	500.0	24.4	51.20	37.80	0.400	9.190	<.040	30.60	3.00	10.00	67.00	82.00	190.00	233.00	223.00	27.00	42.00	<2.00	768.0	<879.0	123.00	33.00	156.00
12/ 1	M	5.0	1187.0	505.0	72.4	65.30	56.50	0.034	3.400	<.040	14.50	2.00	6.00	19.00	17.00	43.00	53.00	57.00	6.00	11.00	<2.00	191.0	<216.0	54.00	15.00	69.00
13/ 1	M	7.0	1159.0	510.0	26.6	57.70	46.10	0.220	6.470	<.040	25.20	4.00	15.00	48.00	50.00	124.00	159.00	208.00	22.00	53.00	2.00	611.0	685.0	248.00	67.00	315.00
14/ 1	M	7.0	1287.0	510.0	39.2	61.90	56.30	0.140	9.450	<.040	20.30	3.00	7.00	36.00	40.00	95.00	114.00	150.00	19.00	39.00	<2.00	444.0	<505.0	101.00	33.00	134.00
15/ 1	M	6.0	1243.0	520.0	56.7	71.60	58.40	0.055	2.180	<.040	12.30	3.00	10.00	39.00	23.00	57.00	65.00	74.00	7.00	15.00	<2.00	263.0	<295.0	107.00	39.00	146.00
16/ 1	M	7.0	1307.0	535.0	19.1	33.30	15.00	0.530	5.580	<.040	31.30	2.00	14.00	86.00	84.00	214.00	290.00	270.00	36.00	56.00	<2.00	932.0	<1054.0	206.00	50.00	256.00
17/ 1	F	7.0	1602.0	535.0	67.2	48.10	33.50	0.210	11.200	<.030	28.00	2.00	5.00	14.00	19.00	41.00	60.00	66.00	9.00	22.00	<2.00	210.0	<240.0	83.00	23.00	106.00
18/ 1	M	8.0	1435.0	540.0	43.2	64.30	53.20	0.110	5.470	<.040	21.40	5.00	29.00	180.00	199.00	469.00	526.00	443.00	66.00	90.00	<2.00	1742.0	<2009.0	181.00	78.00	259.00
19/ 1	F	8.0	1674.0	545.0	121.2	56.90	44.90	0.034	4.400	<.030	18.80	3.00	7.00	14.00	11.00	27.00	31.00	35.00	3.00	7.00	<2.00	124.0	<140.0	55.00	22.00	77.00
20/ 1	M	6.0	1524.0	550.0	40.7	56.00	43.50	0.280	14.100	<.040	29.40	4.00	28.00	186.00	204.00	483.00	611.00	505.00	73.00	98.00	<2.00	1915.0	<2194.0	172.00	75.00	247.00
21/ 1	M	8.0	1773.0	590.0	94.7	56.50	49.10	0.170	1.960	<.040	15.90	2.00	7.00	16.00	11.00	33.00	47.00	56.00	4.00	12.00	<2.00	173.0	<190.0	75.00	21.00	96.00
22/ 1	M	8.0	1936.0	600.0	60.1	61.00	51.50	0.160	4.310	<.040	17.10	3.00	11.00	23.00	17.00	46.00	59.00	82.00	7.00	20.00	<2.00	244.0	<270.0	86.00	21.00	107.00
23/ 1	M	7.0	1875.0	610.0	66.1	56.60	87.80	0.072	5.530	<.030	19.90	5.00	14.00	67.00	68.00	161.00	199.00	209.00	26.00	46.00	<2.00	701.0	<797.0	187.00	50.00	237.00
24/ 1	M	8.0	2173.0	640.0	83.7	63.40	59.10	0.070	5.330	<.040	16.40	4.00	10.00	33.00	26.00	61.00	74.00	92.00	8.00	21.00	<2.00	295.0	<331.0	111.00	39.00	150.00
25/ 1	M	7.0	1851.0	650.0	92.8	57.80	54.80	0.061	1.630	<.040	10.60	3.00	9.00	22.00	16.00	38.00	43.00	50.00	5.00	11.00	<2.00	176.0	<199.0	75.00	27.00	102.00
Mean		6.2	1202.6	499.6	50.1	58.44	51.07	0.137	4.763	<<.039	18.22	3.12	9.72	42.20	41.52	99.68	123.00	126.36	15.56	27.28	<<2.00	431.4	<<490.4	98.12	31.20	129.32
Minim.		4.0	456.0	370.0	11.0	33.30	15.00	0.022	0.940	<.030	10.60	2.00	4.00	10.00	6.00	14.00	18.00	24.00	2.00	5.00	<2.00	78.0	<88.0	32.00	8.00	45.00
Maxim.		8.0	2173.0	650.0	121.2	71.60	87.80	0.530	14.100	<.040	31.30	5.00	29.00	186.00	204.00	483.00	611.00	505.00	73.00	98.00	<2.00	1915.0	<2194.0	248.00	78.00	315.00
St.dev		1.5	525.5	83.9	27.4	7.56	12.81	0.123	3.266	~.003	6.41	1.01	6.41	47.75	54.53	128.52	154.34	128.11	19.46	26.11	~0.00	489.3	~562.9	58.98	19.64	77.28
Count		25	25	25	25	25	25	25	25	25	25	25	25	25	25	25	25	25	25	25	25	25	25	25	25	25

s/q(2) ! Suspect value(s)
i (2) ! Suspect or ambiguous basis-value(s) ignored in statistics.

Samp/ Repl. no.	Sex F/M	Age year	Wght g	Lngt mm	HCHA ppb w.wt	HCHG ppb w.wt	HC_Σn ppb w.wt	HCB ppb w.wt	QCB ppb w.wt	OCS ppb w.wt
. Analytical Lab. =>					NIVA	NIVA	Σ(*)	NIVA	NIVA	NIVA
. Analysis Code. =>					340	340	!	340	340	340
Detection Limit =>					3.00	3.00	!	3.00	3.00	3.00
01/ 1	F	4.0	462.0	370.0	7.00	4.00	11.00	13.00	2.00	<2.00
02/ 1		4.0	456.0	370.0	6.00	4.00	10.00	10.00	<2.00	<2.00
03/ 1	F	4.0	492.0	380.0	6.00	5.00	11.00	11.00	<2.00	<2.00
04/ 1	F	4.0	468.0	395.0	<2.00	<2.00	<2.00	7.00	<2.00	<2.00
05/ 1	M	5.0	574.0	410.0	5.00	3.00	8.00	14.00	<2.00	<2.00
06/ 1		5.0	688.0	415.0	6.00	4.00	10.00	9.00	<2.00	<2.00
07/ 1	F	5.0	705.0	420.0	6.00	4.00	10.00	17.00	<2.00	<2.00
08/ 1	F	4.5	685.0	425.0	6.00	4.00	10.00	14.00	<2.00	<2.00
09/ 1	M	5.0	1043.0	475.0	6.00	3.00	9.00	14.00	<2.00	<2.00
10/ 1	M	8.0	1365.0	490.0	7.00	4.00	11.00	23.00	2.00	2.00
11/ 1	M	7.0	1101.0	500.0	4.00	3.00	7.00	17.00	<2.00	<2.00
12/ 1	M	5.0	1187.0	505.0	6.00	4.00	10.00	12.00	<2.00	<2.00
13/ 1	M	7.0	1159.0	510.0	5.00	3.00	8.00	21.00	<2.00	3.00
14/ 1	M	7.0	1287.0	510.0	6.00	4.00	10.00	20.00	<2.00	<2.00
15/ 1	M	6.0	1243.0	520.0	6.00	4.00	10.00	20.00	<2.00	<2.00
16/ 1	M	7.0	1307.0	535.0	<2.00	<2.00	<2.00	9.00	<2.00	2.00
17/ 1	F	7.0	1602.0	535.0	4.00	2.00	6.00	14.00	<2.00	<2.00
18/ 1	M	8.0	1435.0	540.0	6.00	3.00	9.00	28.00	<2.00	2.00
19/ 1	F	8.0	1674.0	545.0	5.00	4.00	9.00	15.00	<2.00	<2.00
20/ 1	M	6.0	1524.0	550.0	5.00	3.00	8.00	25.00	<2.00	2.00
21/ 1	M	8.0	1773.0	590.0	5.00	5.00	10.00	17.00	<2.00	<2.00
22/ 1	M	8.0	1936.0	600.0	5.00	3.00	8.00	16.00	<2.00	<2.00
23/ 1	M	7.0	1875.0	610.0	9.00	s8.00	s17.00	33.00	2.00	2.00
24/ 1	M	8.0	2173.0	640.0	7.00	4.00	11.00	22.00	<2.00	<2.00
25/ 1	M	7.0	1851.0	650.0	6.00	5.00	11.00	17.00	<2.00	<2.00
Mean		6.2	1202.6	499.6	<5.52	<3.58	<8.79	16.72	<<2.00	<<2.04
Minim.		4.0	456.0	370.0	<2.00	<2.00	<2.00	7.00	<2.00	<2.00
Maxim.		8.0	2173.0	650.0	9.00	5.00	11.00	33.00	2.00	3.00
St.dev		1.5	525.5	83.9	~1.48	~0.88	~2.48	6.22	~0.00	~0.20
Count		25	25	25	25	i24	i24	25	25	25

Sample.No 01 : Liver and/or intestinal guts with larvae of Anisakis simplex
Sample.No 02 : Muscle with signs of inner bleeding Liver and/or intestinal guts with larvae of Anisakis simplex
Sample.No 03 : Gills with Lernaeocera copepods Liver and/or intestinal guts with larvae of Anisakis simplex
Sample.No 04 : Liver and/or intestinal guts with larvae of Anisakis simplex
Sample.No 05 : Liver and/or intestinal guts with larvae of Anisakis simplex
Sample.No 06 : Liver and/or intestinal guts with larvae of Anisakis simplex
Sample.No 07 : Liver and/or intestinal guts with larvae of Anisakis simplex
Sample.No 08 : Gills with Lernaeocera copepods Liver and/or intestinal guts with larvae of Anisakis simplex
Sample.No 09 : Liver and/or intestinal guts with larvae of Anisakis simplex
Sample.No 10 : Muscle with signs of inner bleeding Liver and/or intestinal guts with larvae of Anisakis simplex
Sample.No 11 : Liver and/or intestinal guts with larvae of Anisakis simplex
Sample.No 12 : Liver and/or intestinal guts with larvae of Anisakis simplex Liver with signs of bleeding
Sample.No 13 : Muscle with signs of inner bleeding Liver and/or intestinal guts with larvae of Anisakis simplex
Sample.No 14 : Muscle with signs of inner bleeding Liver and/or intestinal guts with larvae of Anisakis simplex
Sample.No 15 : Muscle with signs of inner bleeding Liver and/or intestinal guts with larvae of Anisakis simplex Liver with signs of bleeding
Sample.No 16 : Muscle with signs of inner bleeding Liver and/or intestinal guts with larvae of Anisakis simplex
Sample.No 17 : Muscle with signs of inner bleeding Liver and/or intestinal guts with larvae of Anisakis simplex
Sample.No 18 : Muscle with signs of inner bleeding Liver and/or intestinal guts with larvae of Anisakis simplex
Sample.No 19 : Muscle with signs of inner bleeding Liver and/or intestinal guts with larvae of Anisakis simplex Gills with Lernaeocera copepods
Sample.No 20 : Muscle with signs of inner bleeding Liver and/or intestinal guts with larvae of Anisakis simplex
Sample.No 21 : Muscle with signs of inner bleeding Liver and/or intestinal guts with larvae of Anisakis simplex
Sample.No 22 : Muscle with signs of inner bleeding Liver and/or intestinal guts with larvae of Anisakis simplex
Sample.No 23 : Muscle with signs of inner bleeding Liver and/or intestinal guts with larvae of Anisakis simplex
Sample.No 24 : Muscle with signs of inner bleeding Liver and/or intestinal guts with larvae of Anisakis simplex
Sample.No 25 : Liver and/or intestinal guts with larvae of Anisakis simplex Liver with necrotic areas and/or discolouration Signs of mechanical damage (e.g., net wounds) Liver with necrotic cysts or tumors

Species : GADU MOR, Gadus morhua, GB: Cod, N: Torsk.
Sample.area: J99 Undefined, Tissue : LIVER.
Locality : 10B Varangerfjorden, Latitude: 69°56.00N, Longitude: 29°40.00E.
Catch,date : 1997-1115, Count: 23, Sample type: Individual.

. Analytical Lab. =>								NIVA	NIVA	NIVA	NIVA	NIVA	NIVA	NIVA	NIVA	NIVA	NIVA	NIVA	NIVA	Σ(*)	Σ(*)	NIVA	NIVA	Σ(*)
. Analysis Code. =>								312	311	312	311	340	340	340	340	340	340	340	340	!	!	340	340	!
Detection Limit =>								0.050	0.010	0.040	1.00	3.00	3.00	3.00	3.00	3.00	3.00	3.00	3.00	!	!	4.00	3.00	!
Samp/ Repl. no.	Sex F/M	Age year	Wght g	Lngt mm	Mean Weight g	Dry %	Fat %	Cd ppm w.wt	Cu ppm w.wt	Pb ppm w.wt	Zn ppm w.wt	CB28 ppb w.wt	CB52 ppb w.wt	CB101 ppb w.wt	CB105 ppb w.wt	CB118 ppb w.wt	CB138 ppb w.wt	CB153 ppb w.wt	CB156 ppb w.wt	CB180 ppb w.wt	CB209 ppb w.wt	CB_Σ7 ppb w.wt	CB_ΣΣ ppb w.wt	DDEPP ppb w.wt	TDEPP ppb w.wt	DD_Σn ppb w.wt
01/ 1	M	4.0	447.0	380.0	5.4	27.40	8.06	0.244	11.000	<.040	27.60	1.30	2.50	12.00	6.30	18.00	28.00	32.00	2.30	6.50	<0.50	100.3	<109.4	54.00	13.00	67.00
02/ 1	M	5.0	475.0	390.0	6.9	39.30	24.61	0.160	5.060	<.040	26.50	4.00	2.00	29.00	13.00	34.00	52.00	55.00	5.00	13.00	<1.00	189.0	<208.0	113.00	43.00	156.00
03/ 1	F	5.0	471.0	395.0	5.8	27.00	5.85	0.165	9.980	<.040	37.30	1.40	<0.50	8.00	4.20	12.00	17.00	19.00	1.10	4.20	<0.50	<62.1	<67.4	33.00	14.00	47.00
04/ 1	F	5.0	554.0	395.0	21.5	65.20	51.47	0.073	3.060	<.040	15.40	4.00	<2.00	22.00	9.00	25.00	35.00	37.00	3.00	9.00	<2.00	<134.0	<146.0	68.00	30.00	98.00
05/ 1	F	5.0	732.0	455.0	13.4	50.00	34.96	0.107	5.300	<.040	24.20	3.00	<2.00	25.00	13.00	36.00	51.00	55.00	5.00	13.00	<2.00	<185.0	<203.0	100.00	40.00	140.00
06/ 1	M	6.0	782.0	470.0	15.0	44.60	29.81	0.239	3.740	<.040	24.90	4.00	4.00	56.00	47.00	127.00	138.00	129.00	14.00	25.00	<2.00	483.0	<546.0	142.00	61.00	203.00
07/ 1	M	5.0	916.0	470.0	24.0	57.40	49.36	0.062	4.420	<.040	22.10	3.00	3.00	32.00	18.00	49.00	71.00	78.00	7.00	18.00	<2.00	254.0	<281.0	131.00	37.00	168.00
08/ 1	M	7.0	869.0	485.0	20.4	46.20	37.81	0.128	4.880	<.040	20.60	5.00	<2.00	32.00	17.00	43.00	64.00	67.00	6.00	16.00	<2.00	<229.0	<252.0	108.00	44.00	152.00
09/ 1	M	7.0	1255.0	485.0	29.5	57.60	45.86	0.195	5.270	<.040	25.90	3.00	3.00	19.00	14.00	37.00	51.00	63.00	5.00	15.00	<2.00	191.0	<212.0	82.00	25.00	107.00
10/ 1	F	7.0	1219.0	520.0	25.5	53.60	41.94	0.061	10.700	<.040	25.90	4.00	4.00	32.00	19.00	49.00	72.00	86.00	8.00	19.00	<2.00	266.0	<295.0	121.00	43.00	164.00
11/ 1	F	6.0	1043.0	530.0	15.0	28.20	10.22	0.229	4.880	0.050	31.60	3.00	2.00	18.00	10.00	30.00	40.00	44.00	4.00	10.00	<1.00	147.0	<162.0	85.00	37.00	122.00
12/ 1	F	6.0	1131.0	530.0	28.4	59.50	40.35	0.050	6.060	<.040	21.10	3.00	3.00	23.00	13.00	32.00	47.00	51.00	5.00	12.00	<2.00	171.0	<191.0	73.00	27.00	100.00
13/ 1	M	7.0	1249.0	530.0	37.8	57.20	47.65	0.045	5.360	<.040	20.40	5.00	4.00	29.00	14.00	37.00	53.00	56.00	5.00	13.00	<2.00	197.0	<218.0	99.00	39.00	138.00
14/ 1	F	8.0	1548.0	570.0	40.1	64.60	54.57	0.099	9.270	<.040	21.50	3.00	<2.00	29.00	20.00	48.00	64.00	68.00	6.00	17.00	<2.00	<231.0	<257.0	104.00	28.00	132.00
15/ 1	F	7.0	1470.0	570.0	40.8	62.20	55.57	0.154	8.090	<.040	21.60	5.00	4.00	29.00	16.00	40.00	56.00	60.00	5.00	14.00	<1.00	208.0	<230.0	105.00	41.00	146.00
16/ 1	M	7.0	1678.0	575.0	95.3	69.70	61.11	0.039	3.660	<.040	14.30	3.00	2.00	18.00	13.00	31.00	41.00	40.00	3.00	8.00	<1.00	143.0	<160.0	55.00	19.00	74.00
17/ 1	M	8.0	1260.0	575.0	13.7	24.90	6.39	1.090	7.310	<.040	32.40	1.30	2.00	12.00	5.80	17.00	25.00	29.00	2.40	7.10	<0.20	93.4	<101.8	58.00	21.00	79.00
18/ 1	F	8.0	1639.0	575.0	57.2	67.40	59.50	0.035	9.570	<.040	23.40	4.00	3.00	16.00	11.00	28.00	41.00	54.00	4.00	12.00	<1.00	158.0	<174.0	83.00	25.00	108.00
19/ 1	F	8.0	1886.0	585.0	76.0	61.50	59.69	0.070	6.750	<.040	18.00	3.00	3.00	25.00	12.00	33.00	58.00	61.00	5.00	16.00	<1.00	199.0	<217.0	183.00	42.00	225.00
20/ 1	M	9.0	1533.0	590.0	50.0	69.90	62.47	0.158	5.050	<.040	16.00	5.00	4.00	27.00	12.00	30.00	42.00	43.00	4.00	11.00	<1.00	162.0	<179.0	90.00	42.00	132.00
21/ 1	F	9.0	2005.0	605.0	60.3	69.10	64.18	0.113	3.920	<.040	13.30	4.00	3.00	24.00	13.00	32.00	47.00	51.00	5.00	13.00	<1.00	174.0	<193.0	80.00	30.00	110.00
22/ 1	M	9.0	1642.0	620.0	33.5	52.90	39.76	0.442	5.650	<.040	25.00	5.00	4.00	32.00	14.00	34.00	50.00	54.00	5.00	13.00	<1.00	192.0	<212.0	116.00	51.00	167.00
23/ 1	M	11.0	2749.0	715.0	53.1	47.20	32.24	0.732	4.990	<.040	29.90	4.00	4.00	37.00	19.00	51.00	67.00	69.00	6.00	17.00	<1.00	249.0	<275.0	140.00	52.00	192.00
Mean		6.9	1241.4	522.4	33.4	52.29	40.15	0.204	6.260	<<.040	23.43	3.52	<2.83	25.48	14.49	37.96	52.61	56.57	5.03	13.12	<<1.36	<192.1	<<212.6	96.65	34.96	131.61
Minim.		4.0	447.0	380.0	5.4	24.90	5.85	0.035	3.060	<.040	13.30	1.30	<0.50	8.00	4.20	12.00	17.00	19.00	1.10	4.20	<0.20	<62.1	<67.4	33.00	13.00	47.00
Maxim.		11.0	2749.0	715.0	95.3	69.90	64.18	1.090	11.000	0.050	37.30	5.00	4.00	56.00	47.00	127.00	138.00	129.00	14.00	25.00	<2.00	483.0	<546.0	183.00	61.00	225.00
St.dev		1.7	566.7	84.8	23.3	14.53	18.72	0.247	2.378	~.002	6.00	1.15	~0.97	10.04	8.21	21.91	23.43	22.25	2.50	4.62	~0.61	~81.5	~92.4	33.99	12.35	44.56
Count		23	23	23	23	23	23	23	23	23	23	23	23	23	23	23	23	23	23	23	23	23	23	23	23	23

160

Tab.width cont'd GADU MOR, LI, J99, 10B Varangerfjorden, 1997-1115.

. Analytical Lab. =>					NIVA	NIVA	Σ(*)	NIVA	NIVA	NIVA
. Analysis Code. =>					340	340	!	340	340	340
Detection Limit =>					0.50	2.00	!	2.00	2.00	2.00
Samp/ Repl. no.	Sex F/M	Age year	Wght g	Lngt mm	HCHA ppb w.wt	HCHG ppb w.wt	HC_Σn ppb w.wt	HCB ppb w.wt	QCB ppb w.wt	OCS ppb w.wt
01/ 1	M	4.0	447.0	380.0	0.70	0.50	1.20	4.10	0.50	<0.50
02/ 1	M	5.0	475.0	390.0	3.00	2.00	5.00	17.00	1.00	2.00
03/ 1	F	5.0	471.0	395.0	0.50	0.50	1.00	3.20	<0.50	<0.50
04/ 1	F	5.0	554.0	395.0	6.00	3.00	9.00	19.00	2.00	<2.00
05/ 1	F	5.0	732.0	455.0	3.00	2.00	5.00	17.00	<2.00	<2.00
06/ 1	M	6.0	782.0	470.0	3.00	2.00	5.00	19.00	1.00	2.00
07/ 1	M	5.0	916.0	470.0	6.00	4.00	10.00	20.00	2.00	2.00
08/ 1	M	7.0	869.0	485.0	4.00	3.00	7.00	17.00	<2.00	<2.00
09/ 1	M	7.0	1255.0	485.0	5.00	3.00	8.00	14.00	<2.00	<2.00
10/ 1	F	7.0	1219.0	520.0	5.00	4.00	9.00	19.00	2.00	2.00
11/ 1	F	6.0	1043.0	530.0	1.00	1.00	2.00	8.00	<1.00	1.00
12/ 1	F	6.0	1131.0	530.0	5.00	3.00	8.00	16.00	<2.00	<2.00
13/ 1	M	7.0	1249.0	530.0	5.00	3.00	8.00	19.00	2.00	<2.00
14/ 1	F	8.0	1548.0	570.0	7.00	4.00	11.00	15.00	2.00	<2.00
15/ 1	F	7.0	1470.0	570.0	6.00	4.00	10.00	29.00	2.00	2.00
16/ 1	M	7.0	1678.0	575.0	6.00	4.00	10.00	14.00	1.00	<1.00
17/ 1	M	8.0	1260.0	575.0	0.50	0.40	0.90	3.90	0.20	0.50
18/ 1	F	8.0	1639.0	575.0	6.00	4.00	10.00	17.00	3.00	1.00
19/ 1	F	8.0	1886.0	585.0	6.00	4.00	10.00	24.00	2.00	2.00
20/ 1	M	9.0	1533.0	590.0	7.00	5.00	12.00	25.00	2.00	2.00
21/ 1	F	9.0	2005.0	605.0	7.00	4.00	11.00	25.00	3.00	2.00
22/ 1	M	9.0	1642.0	620.0	5.00	3.00	8.00	32.00	2.00	2.00
23/ 1	M	11.0	2749.0	715.0	4.00	2.00	6.00	19.00	1.00	2.00
Mean		6.9	1241.4	522.4	4.42	2.84	7.27	17.23	<<1.66	<<1.67
Minim.		4.0	447.0	380.0	0.50	0.40	0.90	3.20	0.20	<0.50
Maxim.		11.0	2749.0	715.0	7.00	5.00	12.00	32.00	3.00	2.00
St.dev		1.7	566.7	84.8	2.12	1.33	3.42	7.40	~0.74	~0.58
Count		23	23	23	23	23	23	23	23	23

Sample.No 01 : Liver and/or intestinal guts with larvae of Anisakis simplex
Sample.No 02 : Liver and/or intestinal guts with larvae of Anisakis simplex
Sample.No 03 : Liver and/or intestinal guts with larvae of Anisakis simplex
Sample.No 04 : Liver and/or intestinal guts with larvae of Anisakis simplex
Sample.No 05 : Liver and/or intestinal guts with larvae of Anisakis simplex Muscle with signs of inner bleeding
Sample.No 06 : Liver and/or intestinal guts with larvae of Anisakis simplex Muscle with signs of inner bleeding
Sample.No 07 : Liver and/or intestinal guts with larvae of Anisakis simplex Gills with Lernaeocera copepods
Sample.No 08 : Liver and/or intestinal guts with larvae of Anisakis simplex
Sample.No 09 : Liver and/or intestinal guts with larvae of Anisakis simplex Gills with Lernaeocera copepods
Sample.No 10 : Liver and/or intestinal guts with larvae of Anisakis simplex
Sample.No 11 : Liver and/or intestinal guts with larvae of Anisakis simplex
Sample.No 12 : Liver and/or intestinal guts with larvae of Anisakis simplex
Sample.No 13 : Liver and/or intestinal guts with larvae of Anisakis simplex Gills with Lernaeocera copepods
Sample.No 14 : Liver and/or intestinal guts with larvae of Anisakis simplex
Sample.No 15 : Liver and/or intestinal guts with larvae of Anisakis simplex
Sample.No 16 : Liver and/or intestinal guts with larvae of Anisakis simplex
Sample.No 17 : Liver and/or intestinal guts with larvae of Anisakis simplex
Sample.No 18 : Liver and/or intestinal guts with larvae of Anisakis simplex
Sample.No 19 : Liver and/or intestinal guts with larvae of Anisakis simplex
Sample.No 20 : Liver and/or intestinal guts with larvae of Anisakis simplex
Sample.No 21 : Liver and/or intestinal guts with larvae of Anisakis simplex
Sample.No 22 : Liver and/or intestinal guts with larvae of Anisakis simplex
Sample.No 23 : Liver and/or intestinal guts with larvae of Anisakis simplex

161

Species : **GADU MOR**, Gadus morhua, GB: Cod, N: Torsk.
Sample.area: **J26 Oslofjorden**, Tissue : **MUSCLE**.
Locality : **30B Oslo City area**, Latitude: 59°49.00N, Longitude: 10°33.00E.
Catch,date : **1993-1106**, Count: 24, Sample type: **Individual**.

Samp/ Repl. no.	Sex F/M	Age year	Wght g	Lngt mm	Dry %	Fat %	Hg ppm w.wt
.	Analytical Lab. =>						NIVA
.	Analysis Code. =>						310
	Detection Limit =>						0.005
01/ 1	M	4.0	696.2	390.0	18.50	.	0.119
02/ 1	M	5.0	866.4	390.0	20.20	.	0.063
03/ 1	F	4.0	765.3	400.0	21.30	.	0.073
04/ 1	M	4.0	874.1	450.0	18.90	.	0.147
05/ 1	F	4.0	1124.3	450.0	18.30	.	0.137
06/ 1	F	5.0	939.8	460.0	19.30	.	0.101
07/ 1	F	4.0	1148.0	470.0	18.60	.	0.125
08/ 1	M	5.0	1271.3	480.0	19.00	.	0.175
09/ 1	M	4.0	1235.8	480.0	19.90	.	0.136
10/ 1	M	5.0	1200.0	480.0	18.70	.	0.213
11/ 1	M	6.0	1166.1	480.0	19.20	.	0.097
12/ 1	M	5.0	1341.1	490.0	19.60	.	0.044
13/ 1	F	5.0	1280.8	510.0	19.00	.	0.206
14/ 1	M	5.0	1408.3	520.0	19.80	.	0.156
15/ 1	M	5.0	1519.7	530.0	20.10	.	0.070
16/ 1	M	4.0	1712.3	530.0	20.00	.	0.100
17/ 1	M	3.0	1680.9	540.0	19.70	.	0.087
18/ 1	M	5.0	1577.4	560.0	17.70	.	0.312
19/ 1	M	4.0	2207.0	590.0	19.40	.	0.160
20/ 1	M	5.0	2198.8	610.0	22.50	.	0.130
21/ 1	M	5.0	2930.9	640.0	20.60	.	0.094
22/ 1	M	5.0	2946.6	660.0	20.10	.	0.155
23/ 1	F	5.0	3070.7	690.0	17.70	.	0.280
24/ 1	F	5.0	3030.0	690.0	19.60	.	0.236
Mean		4.6	1591.3	520.4	19.49	.	0.142
Minim.		3.0	696.2	390.0	17.70	.	0.044
Maxim.		6.0	3070.7	690.0	22.50	.	0.312
St.dev		0.6	745.5	88.1	1.08	.	0.068
Count		24	24	24	24	.	24

Sample.No 01 : Muscle with signs of inner bleeding Signs of mechanical damage (e.g., net wounds)
Sample.No 02 : Skin with metacercariae of cf. Cryptocotyle lingua Muscle with signs of inner bleeding
Sample.No 03 : Skin with metacercariae of cf. Cryptocotyle lingua Muscle with signs of inner bleeding
Sample.No 04 : Skin with metacercariae of cf. Cryptocotyle lingua Muscle with signs of inner bleeding
Sample.No 05 : Skin with metacercariae of cf. Cryptocotyle lingua
Sample.No 06 : Muscle with signs of inner bleeding
Sample.No 07 : Muscle with signs of inner bleeding Signs of mechanical damage (e.g., net wounds)
Sample.No 08 : Muscle with signs of inner bleeding Signs of mechanical damage (e.g., net wounds)
Sample.No 09 : Muscle with signs of inner bleeding Signs of mechanical damage (e.g., net wounds)
Sample.No 10 : Muscle with signs of inner bleeding Signs of mechanical damage (e.g., net wounds)
Sample.No 11 : Muscle with signs of inner bleeding Signs of mechanical damage (e.g., net wounds)
Sample.No 12 : Skin with metacercariae of cf. Cryptocotyle lingua Liver with signs of bleeding
Sample.No 13 : Muscle with signs of inner bleeding Signs of mechanical damage (e.g., net wounds)
Sample.No 14 : Signs of mechanical damage (e.g., net wounds)
Sample.No 15 : Signs of mechanical damage (e.g., net wounds)
Sample.No 16 : Signs of mechanical damage (e.g., net wounds)
Sample.No 17 : Signs of mechanical damage (e.g., net wounds)
Sample.No 18 : Signs of mechanical damage (e.g., net wounds)
Sample.No 19 : Signs of mechanical damage (e.g., net wounds)
Sample.No 20 : Skin with metacercariae of cf. Cryptocotyle lingua Bacterial fin rot
Sample.No 21 : Bacterial fin rot Signs of mechanical damage (e.g., net wounds)
Sample.No 22 : Signs of mechanical damage (e.g., net wounds)
Sample.No 23 : Signs of mechanical damage (e.g., net wounds)
Sample.No 24 : Signs of mechanical damage (e.g., net wounds)

162

Species : GADU MOR, Gadus morhua, GB: Cod, N: Torsk.
Sample.area: J26 Oslofjorden, Tissue : MUSCLE.
Locality : 30B Oslo City area, Latitude: 59°49.00N, Longitude: 10°33.00E.
Catch,date : 1993-1106, Count: 24, Sample type: Bulked.

. Analytical Lab. =>						NIVA	NIVA	NIVA	NIVA	NIVA	NIVA	NIVA	NIVA	NIVA	NIVA	Σ(*)	Σ(*)	NIVA	NIVA	Σ(*)	NIVA	NIVA	Σ(*)	NIVA	NIVA
. Analysis Code. =>						341	341	341	341	341	341	341	341	341	341	!	!	341	341	!	341	341	!	341	341
Detection Limit =>						0.10	0.10	0.10	0.10	0.10	0.10	0.10	0.10	0.10	0.10	!	!	0.10	0.10	!	0.10	0.10	!	0.10	0.10
Samp/ Repl. no.	Sex F/M	Age year	Wght g	Lngt mm	Dry %	Fat %	CB28 ppb w.wt	CB52 ppb w.wt	CB101 ppb w.wt	CB105 ppb w.wt	CB118 ppb w.wt	CB138 ppb w.wt	CB153 ppb w.wt	CB156 ppb w.wt	CB180 ppb w.wt	CB209 ppb w.wt	CB_Σ7 ppb w.wt	CB_ΣΣ ppb w.wt	DDEPP ppb w.wt	TDEPP ppb w.wt	DD_Σn ppb w.wt	HCHA ppb w.wt	HCHG ppb w.wt	HC_Σn ppb w.wt	HCB ppb w.wt	QCB ppb w.wt
25/ 1	X	4.0	800.5	408.0	19.70	0.25	<0.10	0.20	0.90	1.20	2.50	3.20	3.80	0.30	1.10	<0.10	<11.8	<13.3	1.00	0.20	1.20	<0.10	s<0.10	<0.10	0.10	<0.10
26/ 1	X	4.0	1143.8	468.0	19.00	0.32	0.10	0.20	0.80	0.80	1.60	2.20	2.90	0.20	0.90	<0.10	8.7	<9.8	0.60	0.10	0.70	0.10	s<0.10	s<0.20	0.10	<0.10
27/ 1	X	5.0	1279.3	496.0	19.30	0.31	<0.10	0.30	1.20	1.20	2.30	3.20	4.00	0.30	1.30	<0.10	<12.4	<13.9	0.80	0.20	1.00	<0.10	s<0.10	<0.10	0.10	<0.10
28/ 1	M	4.0	1739.5	550.0	19.40	0.38	<0.10	0.20	0.80	0.70	1.60	2.60	3.30	0.30	1.10	0.10	<9.7	<10.8	1.00	0.20	1.20	<0.10	s<0.10	<0.10	0.10	<0.10
29/ 1	X	5.0	2835.4	658.0	20.10	0.33	0.10	0.40	1.30	0.90	1.70	2.10	2.40	0.20	0.70	<0.10	8.7	<9.9	1.30	0.20	1.50	<0.10	s<0.10	<0.10	0.10	<0.10
Mean		4.4	1559.7	516.0	19.50	0.32	<<0.10	0.26	1.00	0.96	1.94	2.66	3.28	0.26	1.02	<<0.10	<<10.3	<<11.5	0.94	0.18	1.12	<<0.10	s<<.10	<<0.10	0.10	<<0.10
Minim.		4.0	800.5	408.0	19.00	0.25	<0.10	0.20	0.80	0.70	1.60	2.10	2.40	0.20	0.70	<0.10	8.7	<9.8	0.60	0.10	0.70	<0.10	s<0.10	<0.10	0.10	<0.10
Maxim.		5.0	2835.4	658.0	20.10	0.38	0.10	0.40	1.30	1.20	2.50	3.20	4.00	0.30	1.30	<0.10	<12.4	<13.9	1.30	0.20	1.50	<0.10	s<0.10	<0.10	0.10	<0.10
St.dev		0.5	788.6	94.5	0.42	0.05	~0.00	0.09	0.23	0.23	0.43	0.53	0.65	0.05	0.23	~0.00	~1.7	~1.9	0.26	0.04	0.29	~0.00	~0.00	~0.00	0.00	~0.00
Count		5	5	5	5	5	5	5	5	5	5	5	5	5	5	5	5	5	5	5	5	5	5	14	5	5

s/q(9) ! Suspect value(s)
i (1) ! Suspect or ambiguous basis-value(s) ignored in statistics.

Tab.width cont'd GADU MOR, MU, J26, 30B Oslo City area, 1993-1106.

. Analytical Lab. =>				NIVA
. Analysis Code. =>				341
Detection Limit =>				0.10
Samp/ Repl. no.	Sex F/M	Age year	Wght g	Lngt mm	OCS ppb w.wt
25/ 1	X	4.0	800.5	408.0	<0.10
26/ 1	X	4.0	1143.8	468.0	<0.10
27/ 1	X	5.0	1279.3	496.0	<0.10
28/ 1	M	4.0	1739.5	550.0	<0.10
29/ 1	X	5.0	2835.4	658.0	<0.10
Mean		4.4	1559.7	516.0	<<0.10
Minim.		4.0	800.5	408.0	<0.10
Maxim.		5.0	2835.4	658.0	<0.10
St.dev		0.5	788.6	94.5	~0.00
Count		5	5	5	5

Sample.No 25 : Bulk of NIVA nos.:1,2,3,4 Skin with metacercariae of cf. Cryptocotyle lingua Muscle with signs of inner bleeding Signs of mechanical damage (e.g., net wounds)
Sample.No 26 : Bulk of NIVA nos.:5,6,7,8,9 Skin with metacercariae of cf. Cryptocotyle lingua Muscle with signs of inner bleeding Signs of mechanical damage (e.g., net wounds)
Sample.No 27 : Bulk of NIVA nos.:10,11,12,13,14 Skin with metacercariae of cf. Cryptocotyle lingua Muscle with signs of inner bleeding Liver with signs of bleeding Signs of mechanical damage (e.g., net wounds)
Sample.No 28 : Bulk of NIVA nos.:15,16,17,18,19 Signs of mechanical damage (e.g., net wounds)
Sample.No 29 : Bulk of NIVA nos.:20,21,22,23,24 Skin with metacercariae of cf. Cryptocotyle lingua Bacterial fin rot Signs of mechanical damage (e.g., net wounds)

163

Species : GADU MOR, Gadus morhua, GB: Cod, N: Torsk.
Sample.area: J26 Oslofjorden, Tissue : MUSCLE.
Locality : 30B Oslo City area, Latitude: 59°49.00N, Longitude: 10°33.00E.
Catch,date : 1994-1000, Count: 25, Sample type: Individual.

. Analytical Lab. =>							NIVA
. Analysis Code. =>							310
Detection Limit =>							0.005
Samp/ Repl. no.	Sex F/M	Age year	Wght g	Lngt mm	Dry %	Fat %	Hg ppm w.wt
01/ 1	M	3.0	643.8	370.0	21.10	.	0.022
02/ 1	F	3.0	584.2	390.0	24.30	.	0.037
03/ 1		3.0	661.3	400.0	22.10	.	0.058
04/ 1	F	3.0	602.9	410.0	20.60	.	0.093
05/ 1	F	3.0	732.7	430.0	20.20	.	0.162
06/ 1	M	4.0	922.0	430.0	21.20	.	0.097
07/ 1	F	4.0	828.7	435.0	22.10	.	0.173
08/ 1	F	4.0	755.7	440.0	20.50	.	0.129
09/ 1	F	4.0	882.6	440.0	19.40	.	0.108
10/ 1	F	5.0	985.0	440.0	20.60	.	0.077
11/ 1	M	5.0	873.0	450.0	19.40	.	0.309
12/ 1	M	3.0	821.3	460.0	19.70	.	0.132
13/ 1	F	4.0	941.5	460.0	18.90	.	0.149
14/ 1	F	3.0	1159.3	470.0	19.40	.	0.059
15/ 1	F	5.0	1007.1	475.0	20.30	.	0.135
16/ 1	M	5.0	899.4	480.0	18.40	.	0.197
17/ 1	M	3.0	1202.4	500.0	22.10	.	0.037
18/ 1	M	4.0	1221.4	500.0	20.50	.	0.055
19/ 1		5.0	1244.6	500.0	18.70	.	0.161
20/ 1	F	3.0	1381.0	510.0	19.60	.	0.111
21/ 1	M	4.0	1324.7	520.0	20.20	.	0.184
22/ 1	F	3.0	1481.4	550.0	20.20	.	0.102
23/ 1	F	5.0	1556.9	570.0	19.10	.	0.163
24/ 1	F	5.0	1831.5	590.0	19.90	.	0.123
25/ 1	F	6.0	2475.6	630.0	19.80	.	0.181
Mean		4.0	1080.8	474.0	20.33	.	0.122
Minim.		3.0	584.2	370.0	18.40	.	0.022
Maxim.		6.0	2475.6	630.0	24.30	.	0.309
St.dev		0.9	432.4	63.1	1.30	.	0.064
Count		25	25	25	25	.	25

Sample.No 01 : Skin with metacercariae of cf. Cryptocotyle lingua Bacterial fin rot Signs of mechanical damage (e.g., net wounds)
Sample.No 02 : Skin with metacercariae of cf. Cryptocotyle lingua Bacterial fin rot Muscle with signs of inner bleeding
Sample.No 03 : Skin with metacercariae of cf. Cryptocotyle lingua
Sample.No 04 : Skin with metacercariae of cf. Cryptocotyle lingua
Sample.No 06 : Skin with metacercariae of cf. Cryptocotyle lingua Signs of mechanical damage (e.g., net wounds)
Sample.No 07 : Skin with metacercariae of cf. Cryptocotyle lingua
Sample.No 09 : Muscle with signs of inner bleeding
Sample.No 10 : Skin with metacercariae of cf. Cryptocotyle lingua Signs of mechanical damage (e.g., net wounds)
Sample.No 11 : Skin with metacercariae of cf. Cryptocotyle lingua
Sample.No 14 : Skin with metacercariae of cf. Cryptocotyle lingua
Sample.No 15 : Muscle with signs of inner bleeding
Sample.No 16 : Skin with metacercariae of cf. Cryptocotyle lingua Skin with ulceration, lymphocytic areas and/or lesions Muscle with signs of inner bleeding
Sample.No 17 : Skin with metacercariae of cf. Cryptocotyle lingua
Sample.No 18 : Skin with metacercariae of cf. Cryptocotyle lingua Signs of mechanical damage (e.g., net wounds)
Sample.No 19 : Liver with signs of bleeding
Sample.No 20 : Skin with metacercariae of cf. Cryptocotyle lingua
Sample.No 22 : Skin with metacercariae of cf. Cryptocotyle lingua
Sample.No 23 : Skin with metacercariae of cf. Cryptocotyle lingua

164

Species : GADU MOR, Gadus morhua, GB: Cod, N: Torsk.
Sample.area: J26 Oslofjorden, Tissue : MUSCLE.
Locality : 30B Oslo City area, Latitude: 59°49.00N, Longitude: 10°33.00E.
Catch,date : 1994-1000, Count: 25, Sample type: Bulked.

. Analytical Lab. =>						NIVA	NIVA	NIVA	NIVA	NIVA	NIVA	NIVA	NIVA	NIVA	NIVA	Σ(*)	Σ(*)	NIVA	NIVA	Σ(*)	NIVA	NIVA	Σ(*)	NIVA	NIVA
. Analysis Code. =>						341	341	341	341	341	341	341	341	341	341	!	!	341	341	!	341	341	!	341	341
____ Detection Limit =>						0.05	0.05	0.05	0.05	0.05	0.05	0.05	0.05	0.05	0.05	!	!	0.10	0.05	!	0.05	0.05	!	0.05	0.05
Samp/ Repl. no.	Sex F/M	Age year	Wght g	Lngt mm	Dry %	Fat %	CB28 ppb w.wt	CB52 ppb w.wt	CB101 ppb w.wt	CB105 ppb w.wt	CB118 ppb w.wt	CB138 ppb w.wt	CB153 ppb w.wt	CB156 ppb w.wt	CB180 ppb w.wt	CB209 ppb w.wt	CB_Σ7 ppb w.wt	CB_ΣΣ ppb w.wt	DDEPP ppb w.wt	TDEPP ppb w.wt	DD_Σn ppb w.wt	HCHA ppb w.wt	HCHG ppb w.wt	HC_Σn ppb w.wt	HCB ppb w.wt	QCB ppb w.wt
26/ 1	X	3.0	645.0	400.0	.	0.20	0.10	0.19	0.36	0.35	0.64	0.71	0.86	0.07	0.22	<0.03	3.1	<3.5	0.26	0.05	0.31	0.03	0.07	0.10	0.04	<0.03
27/ 1	X	4.0	874.8	437.0	.	0.18	0.06	0.20	0.53	0.54	1.06	1.55	1.83	0.12	0.58	<0.03	5.8	<6.5	0.48	0.07	0.55	0.03	0.06	0.09	0.05	<0.03
28/ 1	X	4.0	960.4	463.0	.	0.15	0.05	0.18	0.48	0.33	0.67	0.99	1.23	0.09	0.34	<0.03	3.9	<4.4	0.32	0.07	0.39	<0.03	0.05	<0.08	0.04	<0.03
29/ 1	X	4.0	1189.8	498.0	.	0.18	0.07	0.19	0.43	0.41	0.77	0.90	1.04	0.08	0.29	<0.03	3.7	<4.2	0.28	0.06	0.34	0.03	0.06	0.09	0.05	<0.03
30/ 1	X	5.0	1734.0	572.0	.	0.08	0.06	0.25	0.63	0.47	0.95	1.07	1.27	0.09	0.31	<0.03	4.5	<5.1	0.47	0.11	0.58	<0.03	0.04	<0.07	0.04	<0.03
Mean		4.0	1080.8	474.0	.	0.16	0.07	0.20	0.49	0.42	0.82	1.04	1.25	0.09	0.35	<<0.03	4.2	<<4.8	0.36	0.07	0.43	<<0.03	0.06	<<0.09	0.04	<<0.03
Minim.		3.0	645.0	400.0	.	0.08	0.05	0.18	0.36	0.33	0.64	0.71	0.86	0.07	0.22	<0.03	3.1	<3.5	0.26	0.05	0.31	<0.03	0.04	<0.07	0.04	<0.03
Maxim.		5.0	1734.0	572.0	.	0.20	0.10	0.25	0.63	0.54	1.06	1.55	1.83	0.12	0.58	<0.03	5.8	<6.5	0.48	0.11	0.58	0.03	0.07	0.10	0.05	<0.03
St.dev		0.7	413.9	65.5	.	0.05	0.02	0.03	0.10	0.09	0.18	0.31	0.37	0.02	0.14	~0.00	1.0	~1.1	0.11	0.02	0.12	~0.00	0.01	~0.01	0.01	~0.00
Count		5	5	5	.	5	5	5	5	5	5	5	5	5	5	5	5	5	5	5	5	5	5	5	5	5

Tab.width cont'd GADU MOR, MU, J26, 30B Oslo City area, 1994-1000.

. Analytical Lab. =>					NIVA
. Analysis Code. =>					341
____ Detection Limit =>					0.05
Samp/ Repl. no.	Sex F/M	Age year	Wght g	Lngt mm	OCS ppb w.wt
26/ 1	X	3.0	645.0	400.0	<0.03
27/ 1	X	4.0	874.8	437.0	<0.03
28/ 1	X	4.0	960.4	463.0	<0.03
29/ 1	X	4.0	1189.8	498.0	<0.03
30/ 1	X	5.0	1734.0	572.0	<0.03
Mean		4.0	1080.8	474.0	<<0.03
Minim.		3.0	645.0	400.0	<0.03
Maxim.		5.0	1734.0	572.0	<0.03
St.dev		0.7	413.9	65.5	~0.00
Count		5	5	5	5

165

Species : **GADU MOR**, Gadus morhua, GB: Cod, N: Torsk.
Sample.area: **J26 Oslofjorden**, Tissue : **MUSCLE**.
Locality : **30B Oslo City area**, Latitude: 59°49.00N, Longitude: 10°33.00E.
Catch,date : **1995-1106**, Count: 25, Sample type: **Individual**.

. Analytical Lab. =>								NIVA
. Analysis Code. =>								310
Detection Limit =>								0.005
Samp/ Repl. no.	Sex F/M	Age year	Wght g	Lngt mm	Mean Weight g	Dry %	Fat %	Hg ppm w.wt
01/ 1	F	3.0	708.1	400.0	51.0	20.10	.	0.069
02/ 1		3.0	723.6	425.0	50.0	18.20	.	0.074
03/ 1	F	4.0	775.8	430.0	51.4	19.60	.	0.062
04/ 1	F	3.0	845.2	440.0	52.1	20.50	.	0.091
05/ 1		4.0	820.7	440.0	50.7	20.50	.	0.074
06/ 1	F	3.0	917.1	440.0	50.4	19.50	.	0.081
07/ 1	F	3.0	816.2	440.0	50.5	19.80	.	0.051
08/ 1	M	3.0	1047.3	440.0	51.8	20.70	.	0.079
09/ 1	M	4.0	972.1	450.0	50.7	21.10	.	0.125
10/ 1	F	3.0	949.9	450.0	50.9	20.40	.	0.093
11/ 1	M	3.0	924.7	450.0	52.2	18.40	.	0.122
12/ 1	M	3.0	1079.0	460.0	51.5	19.70	.	0.108
13/ 1	M	4.0	1111.3	475.0	55.3	18.30	.	0.168
14/ 1	M	3.0	818.6	475.0	51.5	18.20	.	0.116
15/ 1	F	3.0	1070.7	475.0	51.9	18.80	.	0.094
16/ 1	F	3.0	1163.1	480.0	50.2	18.40	.	0.069
17/ 1	F	3.0	1177.7	485.0	53.9	18.50	.	0.105
18/ 1	F	4.0	1472.6	490.0	51.8	21.40	.	0.095
19/ 1	M	6.0	1477.3	530.0	50.6	18.40	.	0.172
20/ 1	M	6.0	1556.6	530.0	52.1	20.90	.	0.122
21/ 1	F	6.0	1738.1	550.0	50.5	21.40	.	0.138
22/ 1	M	6.0	2041.1	570.0	52.1	19.90	.	0.193
23/ 1	F	6.0	1983.5	570.0	50.9	17.90	.	0.240
24/ 1	M	7.0	1847.6	600.0	55.7	18.30	.	0.116
25/ 1	M	6.0	4287.0	730.0	55.6	18.90	.	0.237
Mean		4.1	1293.0	489.0	51.8	19.51	.	0.116
Minim.		3.0	708.1	400.0	50.0	17.90	.	0.051
Maxim.		7.0	4287.0	730.0	55.7	21.40	.	0.240
St.dev		1.4	740.7	71.9	1.6	1.14	.	0.051
Count		25	25	25	25	25	.	25

Sample.No 01 : Skin with metacercariae of cf. Cryptocotyle lingua Muscle with signs of inner bleeding
Sample.No 02 : Liver with signs of bleeding
Sample.No 03 : Muscle with signs of inner bleeding
Sample.No 04 : Muscle with signs of inner bleeding
Sample.No 05 : Skin with metacercariae of cf. Cryptocotyle lingua Muscle with signs of inner bleeding
Sample.No 06 : Muscle with signs of inner bleeding
Sample.No 07 : Skin with metacercariae of cf. Cryptocotyle lingua Muscle with signs of inner bleeding
Sample.No 08 : Muscle with signs of inner bleeding
Sample.No 09 : Skin with metacercariae of cf. Cryptocotyle lingua Muscle with signs of inner bleeding
Sample.No 10 : Skin with metacercariae of cf. Cryptocotyle lingua Muscle with signs of inner bleeding Liver and/or intestinal guts with larvae of Anisakis simplex
Sample.No 11 : Muscle with signs of inner bleeding
Sample.No 12 : Muscle with signs of inner bleeding
Sample.No 13 : Muscle with signs of inner bleeding
Sample.No 14 : Skin with metacercariae of cf. Cryptocotyle lingua Muscle with signs of inner bleeding
Sample.No 15 : Muscle with signs of inner bleeding
Sample.No 16 : Skin with metacercariae of cf. Cryptocotyle lingua Muscle with signs of inner bleeding
Sample.No 17 : Skin with metacercariae of cf. Cryptocotyle lingua Muscle with signs of inner bleeding
Sample.No 18 : Muscle with signs of inner bleeding
Sample.No 19 : Skin with metacercariae of cf. Cryptocotyle lingua Muscle with signs of inner bleeding
Sample.No 20 : Muscle with signs of inner bleeding
Sample.No 21 : Muscle with signs of inner bleeding Liver and/or intestinal guts with larvae of Anisakis simplex
Sample.No 22 : Skin with metacercariae of cf. Cryptocotyle lingua Liver and/or intestinal guts with larvae of Anisakis simplex
Sample.No 23 : Skin with metacercariae of cf. Cryptocotyle lingua Muscle with signs of inner bleeding
Sample.No 24 : Skin with metacercariae of cf. Cryptocotyle lingua Muscle with signs of inner bleeding
Sample.No 25 : Muscle with signs of inner bleeding Liver with signs of bleeding

Species : GADU MOR, Gadus morhua, GB: Cod, N: Torsk.
Sample.area: J26 Oslofjorden, Tissue : MUSCLE.
Locality : 30B Oslo City area, Latitude: 59°49.00N, Longitude: 10°33.00E.
Catch,date : 1995-1106, Count: 25, Sample type: Bulked.

. Analytical Lab. ⇒						NIVA	NIVA	NIVA	NIVA	NIVA	NIVA	NIVA	NIVA	NIVA	NIVA	Σ(*)	Σ(*)	NIVA	NIVA	Σ(*)	NIVA	NIVA	Σ(*)	NIVA
. Analysis Code. ⇒						341	341	341	341	341	341	341	341	341	341	!	!	341	341	!	341	341	!	341
Detection Limit ⇒						0.05	0.05	0.05	0.05	0.05	0.05	0.05	0.05	0.05	0.05	!	!	0.10	0.05	!	0.05	0.05	!	0.05
Samp/ Repl. no.	Sex F/M	Age year	Wght g	Lngt mm	Mean Weight g	Dry %	Fat %	CB28 ppb w.wt	CB52 ppb w.wt	CB101 ppb w.wt	CB105 ppb w.wt	CB118 ppb w.wt	CB138 ppb w.wt	CB153 ppb w.wt	CB156 ppb w.wt	CB180 ppb w.wt	CB209 ppb w.wt	CB_Σ7 ppb w.wt	CB_ΣΣ ppb w.wt	DDEPP ppb w.wt	TDEPP ppb w.wt	DD_Σn ppb w.wt	HCHA ppb w.wt	HCHG ppb w.wt	HC_Σn ppb w.wt	HCB ppb w.wt
26/ 1	F	3.0	774.7	427.0	51.0	19.80	0.05	0.05	0.17	0.18	0.23	0.42	0.48	0.59	0.05	0.15	<0.03	2.0	<2.4	0.15	0.03	0.18	<0.03	<0.03	<0.03	<0.03
27/ 1	X	3.0	940.5	444.0	50.9	20.30	0.09	0.03	0.20	0.32	0.26	0.51	0.51	0.61	0.05	0.15	<0.03	2.3	<2.7	0.24	0.05	0.29	<0.03	0.05	<0.08	<0.03
28/ 1	X	3.0	1000.9	467.0	52.5	18.70	0.07	0.04	0.18	0.34	0.39	0.73	0.86	0.98	0.08	0.25	<0.03	3.4	<3.9	0.30	0.06	0.36	<0.03	0.04	<0.07	0.03
29/ 1	X	4.0	1369.5	503.0	51.7	19.52	0.07	0.04	0.24	0.36	0.35	0.67	0.81	0.90	0.08	0.24	<0.03	3.3	<3.7	0.29	0.06	0.35	<0.03	0.03	<0.06	0.03
30/ 1	X	6.0	2379.5	604.0	53.0	19.30	0.08	0.05	0.20	0.33	0.33	0.62	0.77	0.89	0.08	0.26	<0.03	3.1	<3.6	0.31	0.06	0.37	<0.03	0.04	<0.07	0.03
Mean		3.8	1293.0	489.0	51.8	19.52	0.07	0.04	0.20	0.31	0.31	0.59	0.69	0.79	0.07	0.21	<<0.03	2.8	<<3.2	0.26	0.05	0.31	<<0.03	<0.04	<<0.06	<<0.03
Minim.		3.0	774.7	427.0	50.9	18.70	0.05	0.03	0.17	0.18	0.23	0.42	0.48	0.59	0.05	0.15	<0.03	2.0	<2.4	0.15	0.03	0.18	<0.03	<0.03	<0.03	<0.03
Maxim.		6.0	2379.5	604.0	53.0	20.30	0.09	0.05	0.24	0.36	0.39	0.73	0.86	0.98	0.08	0.26	<0.03	3.4	<3.9	0.31	0.06	0.37	<0.03	0.05	<0.08	0.03
St.dev		1.3	645.1	70.3	0.9	0.59	0.01	0.01	0.03	0.07	0.07	0.12	0.18	0.18	0.02	0.06	~0.00	0.6	~0.7	0.07	0.01	0.08	~0.00	~0.01	~0.02	~0.00
Count		5	5	5	5	5	5	5	5	5	5	5	5	5	5	5	5	5	5	5	5	5	5	5	5	5

167

Samp/ Repl. no.	Sex F/M	Age year	Wght g	Lngt mm	QCB ppb w.wt	OCS ppb w.wt
.	Analytical Lab. =>				NIVA	NIVA
.	Analysis Code. =>				341	341
	Detection Limit =>				0.05	0.05
26/ 1	F	3.0	774.7	427.0	<0.03	<0.03
27/ 1	X	3.0	940.5	444.0	<0.03	<0.03
28/ 1	X	3.0	1000.9	467.0	<0.03	<0.03
29/ 1	X	4.0	1369.5	503.0	<0.03	<0.03
30/ 1	X	6.0	2379.5	604.0	<0.03	<0.03
Mean		3.8	1293.0	489.0	<<0.03	<<0.03
Minim.		3.0	774.7	427.0	<0.03	<0.03
Maxim.		6.0	2379.5	604.0	<0.03	<0.03
St.dev		1.3	645.1	70.3	~0.00	~0.00
Count		5	5	5	5	5

Sample.No 26 : Bulk of NIVA nos.: 1,2,3,4,5
Sample.No 27 : Bulk of NIVA nos.: 6,7,8,9,10
Sample.No 28 : Bulk of NIVA nos.: 11,12,13,14,15
Sample.No 29 : Bulk of NIVA nos.: 16,17,18,19,20
Sample.No 30 : Bulk of NIVA nos.: 21,22,23,24,25

Species : GADU MOR, Gadus morhua, GB: Cod, N: Torsk.
Sample.area: J26 Oslofjorden, Tissue : MUSCLE.
Locality : 30B Oslo City area, Latitude: 59°48.50N, Longitude: 10°32.50E.
Catch,date : 1997-0115, Count: 10, Sample type: Individual.
Comment : Slemmestad-Måsene, 100m, trawl

168

Samp/ Repl. no.	Sex F/M	Age year	Wght g	Lngt mm	Mean Weight g	Dry %	Fat %	Hg ppm w.wt
.	Analytical Lab. =>							NIVA
.	Analysis Code. =>							310
	Detection Limit =>							0.005
01/ 1	F	3.0	558.0	380.0	52.4	20.20	.	0.173
02/ 1	F	3.0	628.0	390.0	52.6	19.60	.	0.106
03/ 1	F	3.5	628.0	410.0	53.2	20.00	.	0.108
04/ 1	F	4.0	799.0	420.0	53.0	19.70	.	0.070
05/ 1	M	4.0	731.0	425.0	54.6	19.80	.	0.107
06/ 1	F	4.0	934.0	460.0	52.5	19.90	.	0.108
07/ 1	M	4.0	1366.0	470.0	55.0	18.70	.	0.161
08/ 1	M	4.0	1121.0	495.0	53.7	19.50	.	0.082
09/ 1	F	6.0	1381.0	505.0	53.3	19.10	.	0.119
10/ 1	F	4.5	2086.0	580.0	57.4	18.50	.	0.176
Mean		4.0	1023.2	453.5	53.8	19.50	.	0.121
Minim.		3.0	558.0	380.0	52.4	18.50	.	0.070
Maxim.		6.0	2086.0	580.0	57.4	20.20	.	0.176
St.dev		0.8	478.1	61.4	1.5	0.56	.	0.037
Count		10	10	10	10	10	.	10

Sample.No 01 : Muscle with signs of inner bleeding
Sample.No 02 : Skin with metacercariae of cf. Cryptocotyle lingua Muscle with signs of inner bleeding
Sample.No 03 : Skin with metacercariae of cf. Cryptocotyle lingua Muscle with signs of inner bleeding
Sample.No 04 : Skin with metacercariae of cf. Cryptocotyle lingua Muscle with signs of inner bleeding
Sample.No 05 : Muscle with signs of inner bleeding
Sample.No 06 : Skin with metacercariae of cf. Cryptocotyle lingua Muscle with signs of inner bleeding
Sample.No 07 : Muscle with signs of inner bleeding
Sample.No 08 : Muscle with signs of inner bleeding
Sample.No 09 : Skin with metacercariae of cf. Cryptocotyle lingua Muscle with signs of inner bleeding
Sample.No 10 : Skin with metacercariae of cf. Cryptocotyle lingua Muscle with signs of inner bleeding

Species : GADU MOR, Gadus morhua, GB: Cod, N: Torsk.
Sample.area: J26 Oslofjorden, Tissue : MUSCLE.
Locality : 30B Oslo City area, Latitude: 59°48.50N, Longitude: 10°32.50E.
Catch,date : 1997-0115, Count: 10, Sample type: Bulked.
Comment : Slemmestad-Måsene, 100m, trawl

. Analytical Lab. =>																								
. Analysis Code. =>					NIVA 341	NIVA 341	NIVA 341	NIVA 341	NIVA 341	NIVA 341	NIVA 341	NIVA 341	NIVA 341	NIVA 341	Σ(*) !	Σ(*) !	NIVA 341	NIVA 341	Σ(*) !	NIVA 341	NIVA 341	Σ(*) !	NIVA 341
Detection Limit =>					0.05	0.05	0.05	0.05	0.05	0.05	0.05	0.05	0.05	0.05	!	!	0.10	0.05	!	0.05	0.05	!	0.05
Samp/ Repl. no.	Sex F/M	Age year	Wght g	Lngt mm	Mean Weight g	Dry %	Fat %	CB28 ppb w.wt	CB52 ppb w.wt	CB101 ppb w.wt	CB105 ppb w.wt	CB118 ppb w.wt	CB138 ppb w.wt	CB153 ppb w.wt	CB156 ppb w.wt	CB180 ppb w.wt	CB209 ppb w.wt	CB_Σ7 ppb w.wt	CB_ΣΣ ppb w.wt	DDEPP ppb w.wt	TDEPP ppb w.wt	DD_Σn ppb w.wt	HCHA ppb w.wt	HCHG ppb w.wt	HC_Σn ppb w.wt	HCB ppb w.wt
11/ 1	X	3.5	668.8	405.0	53.2	.	0.38	0.07	0.39	1.20	0.83	1.68	2.04	2.45	0.22	0.63	<0.03	8.5	<9.5	0.79	0.19	0.98	<0.03	0.04	<0.07	0.04
12/ 1	X	4.5	1377.6	502.0	54.4	.	0.34	0.09	0.33	0.84	0.67	1.33	1.81	1.99	0.18	0.56	<0.03	7.0	<7.8	0.75	0.23	0.98	<0.03	0.08	<0.11	0.05
Mean		4.0	1023.2	453.5	53.8	.	0.36	0.08	0.36	1.02	0.75	1.51	1.93	2.22	0.20	0.60	<<0.03	7.7	<<8.7	0.77	0.21	0.98	<<0.03	0.06	<<0.09	0.05
Minim.		3.5	668.8	405.0	53.2	.	0.34	0.07	0.33	0.84	0.67	1.33	1.81	1.99	0.18	0.56	<0.03	7.0	<7.8	0.75	0.19	0.98	<0.03	0.04	<0.07	0.04
Maxim.		4.5	1377.6	502.0	54.4	.	0.38	0.09	0.39	1.20	0.83	1.68	2.04	2.45	0.22	0.63	<0.03	8.5	<9.5	0.79	0.23	0.98	<0.03	0.08	<0.11	0.05
St.dev		0.7	501.2	68.6	0.9	.	0.03	0.01	0.04	0.25	0.11	0.25	0.16	0.33	0.03	0.05	~0.00	1.1	~1.2	0.03	0.03	0.00	~0.00	0.03	~0.03	0.01
Count		2	2	2	2	.	2	2	2	2	2	2	2	2	2	2	2	2	2	2	2	2	2	2	2	2

Tab.width cont'd GADU MOR, MU, J26, 30B Oslo City area, 1997-0115.

. Analytical Lab. =>					NIVA 341	NIVA 341
. Analysis Code. =>					0.05	0.05
Detection Limit =>					QCB ppb w.wt	OCS ppb w.wt
Samp/ Repl. no.	Sex F/M	Age year	Wght g	Lngt mm		
11/ 1	X	3.5	668.8	405.0	<0.03	<0.03
12/ 1	X	4.5	1377.6	502.0	<0.03	<0.03
Mean		4.0	1023.2	453.5	<<0.03	<<0.03
Minim.		3.5	668.8	405.0	<0.03	<0.03
Maxim.		4.5	1377.6	502.0	<0.03	<0.03
St.dev		0.7	501.2	68.6	~0.00	~0.00
Count		2	2	2	2	2

Sample.No 11 : Bulk of NIVA nos.:1,2,3,4,5 Skin with metacercariae of cf. Cryptocotyle lingua (2,3,4) Muscle with signs of inner bleeding (1,2,3,4,5)
Sample.No 12 : Bulk of NIVA nos.:6,7,8,9,10 Skin with metacercariae of cf. Cryptocotyle lingua (6,9,10) Muscle with signs of inner bleeding (6,7,8,9,10)

Species : GADU MOR, Gadus morhua, GB: Cod, N: Torsk.
Sample.area: J26 Oslofjorden, Tissue : MUSCLE.
Locality : 30B Oslo City area, Latitude: 59°42.80N, Longitude: 10°34.70E.
Catch,date : 1997-0116, Count: 10, Sample type: Individual.
Comment : Håøya, north, 120-140m, trawl

. Analytical Lab. ⇒								NIVA
. Analysis Code. ⇒								310
Detection Limit ⇒								0.005
Samp/ Repl. no.	Sex F/M	Age year	Wght g	Lngt mm	Mean Weight g	Dry %	Fat %	Hg ppm w.wt
01/ 1	M	3.5	716.0	390.0	52.6	17.40	.	0.191
02/ 1	M	4.0	625.0	410.0	56.7	20.40	.	0.079
03/ 1	M	3.5	827.0	435.0	54.5	19.40	.	0.063
04/ 1	M	5.0	1148.0	485.0	52.3	19.50	.	0.130
05/ 1	F	4.5	1163.0	485.0	53.7	20.00	.	0.155
06/ 1	M	5.0	1440.0	500.0	52.9	19.20	.	0.123
07/ 1	F	5.0	1172.0	505.0	52.0	19.60	.	0.061
08/ 1	F	6.0	2477.0	640.0	52.2	19.10	.	0.133
09/ 1	F	5.0	3175.0	640.0	53.9	19.80	.	0.165
10/ 1	M	8.0	4828.0	780.0	53.9	18.90	.	0.283
Mean		5.0	1757.1	527.0	53.5	19.33	.	0.138
Minim.		3.5	625.0	390.0	52.0	17.40	.	0.061
Maxim.		8.0	4828.0	780.0	56.7	20.40	.	0.283
St.dev		1.3	1348.1	122.6	1.4	0.81	.	0.067
Count		10	10	10	10	10	.	10

Sample.No 01 : Muscle with signs of inner bleeding
Sample.No 02 : Skin with metacercariae of cf. Cryptocotyle lingua
Sample.No 03 : Muscle with signs of inner bleeding
Sample.No 04 : Muscle with signs of inner bleeding
Sample.No 05 : Muscle with signs of inner bleeding
Sample.No 06 : Muscle with signs of inner bleeding
Sample.No 07 : Muscle with signs of inner bleeding Skin with metacercariae of cf. Cryptocotyle lingua Liver with necrotic cysts or tumors
Sample.No 08 : Muscle with signs of inner bleeding
Sample.No 09 : Muscle with signs of inner bleeding
Sample.No 10 : Muscle with signs of inner bleeding

Species : GADU MOR, Gadus morhua, GB: Cod, N: Torsk.
Sample.area: J26 Oslofjorden, Tissue : MUSCLE.
Locality : 30B Oslo City area, Latitude: 59°42.80N, Longitude: 10°34.70E.
Catch,date : 1997-0116, Count: 10, Sample type: Bulked.
Comment : Håøya, north, 120-140m, trawl

. Analytical Lab. ⇒								NIVA	NIVA	NIVA	NIVA	NIVA	NIVA	NIVA	NIVA	NIVA	Σ(*)	Σ(*)	NIVA	NIVA	Σ(*)	NIVA	NIVA	Σ(*)	NIVA
. Analysis Code. ⇒								341	341	341	341	341	341	341	341	341	!	!	341	341	!	341	341	!	341
Detection Limit ⇒								0.05	0.05	0.05	0.05	0.05	0.05	0.05	0.05	0.05	!	!	0.10	0.05	!	0.05	0.05	!	0.05
Samp/ Repl. no.	Sex F/M	Age year	Wght g	Lngt mm	Mean Weight g	Dry %	Fat %	CB28 ppb w.wt	CB52 ppb w.wt	CB101 ppb w.wt	CB105 ppb w.wt	CB118 ppb w.wt	CB138 ppb w.wt	CB153 ppb w.wt	CB156 ppb w.wt	CB180 ppb w.wt	CB209 ppb w.wt	CB_Σ7 ppb w.wt	CB_ΣΣ ppb w.wt	DDEPP ppb w.wt	TDEPP ppb w.wt	DD_Σn ppb w.wt	HCHA ppb w.wt	HCHG ppb w.wt	HC_Σn ppb w.wt	HCB ppb w.wt
11/ 1	X	4.1	895.8	441.0	54.0	.	0.38	s0.44	0.38	1.41	1.08	2.35	3.96	5.13	0.44	1.51	<0.03	s15.2	s<16.7	1.00	0.23	1.23	<0.03	0.05	<0.08	0.04
12/ 1	X	5.8	2618.4	613.0	53.0	.	0.34	0.07	0.39	1.42	1.04	2.31	3.66	4.46	0.39	1.37	0.04	13.7	15.2	1.39	0.23	1.62	<0.03	0.05	<0.08	0.04
Mean		4.9	1757.1	527.0	53.5	.	0.36	0.07	0.39	1.42	1.06	2.33	3.81	4.80	0.42	1.44	<<0.04	13.7	15.2	1.20	0.23	1.43	<<0.03	0.05	<<0.08	0.04
Minim.		4.1	895.8	441.0	53.0	.	0.34	0.07	0.38	1.41	1.04	2.31	3.66	4.46	0.39	1.37	<0.03	13.7	15.2	1.00	0.23	1.23	<0.03	0.05	<0.08	0.04
Maxim.		5.8	2618.4	613.0	54.0	.	0.38	0.07	0.39	1.42	1.08	2.35	3.96	5.13	0.44	1.51	0.04	13.7	15.2	1.39	0.23	1.62	<0.03	0.05	<0.08	0.04
St.dev		1.2	1218.1	121.6	0.7	.	0.03	.	0.01	0.01	0.03	0.03	0.21	0.47	0.04	0.10	~0.01	.	.	0.28	0.00	0.28	~0.00	0.00	~0.00	0.00
Count		2	2	2	2	.	2	i1	2	2	2	2	2	2	2	2	2	i1	i1	2	2	2	2	2	2	2

s/q(3) ! Suspect value(s)
i (3) ! Suspect or ambiguous basis-value(s) ignored in statistics.

170

Tab.width cont'd **GADU MOR, MU, J26, 30B Oslo City area, 1997-0116.**

Samp/ Repl. no.	Sex F/M	Age year	Wght g	Lngt mm	NIVA 341 0.05 QCB ppb w.wt	NIVA 341 0.05 OCS ppb w.wt
11/ 1	X	4.1	895.8	441.0	<0.03	<0.03
12/ 1	X	5.8	2618.4	613.0	<0.03	<0.03
Mean		4.9	1757.1	527.0	<<0.03	<<0.03
Minim.		4.1	895.8	441.0	<0.03	<0.03
Maxim.		5.8	2618.4	613.0	<0.03	<0.03
St.dev		1.2	1218.1	121.6	~0.00	~0.00
Count		2	2	2	2	2

Sample.No 11 : Bulk of NIVA nos.:1,2,3,4,5 Skin with metacercariae of cf. Cryptocotyle lingua (2) Muscle with signs of inner bleeding (1,3,4,5)
Sample.No 12 : Bulk of NIVA nos.:6,7,8,9,10 Skin with metacercariae of cf. Cryptocotyle lingua (7) Liver with necrotic cysts or tumors (7) Muscle with signs of inner bleeding (6,7,8,9,10)

Species : **GADU MOR**, Gadus morhua, GB: Cod, N: Torsk.
Sample.area: **J26 Oslofjorden**, Tissue : **MUSCLE.**
Locality : **30B Oslo City area**, Latitude: 59°47.00N, Longitude: 10°35.50E.
Catch,date : **1997-0118**, Count: 10, Sample type: **Individual.**
Comment : Svestad, 60-90m, seine

Samp/ Repl. no.	Sex F/M	Age year	Wght g	Lngt mm	Mean Weight g	Dry %	Fat %	NIVA 310 0.005 Hg ppm w.wt
01/ 1	F	4.0	979.0	480.0	53.3	20.20	.	0.104
02/ 1	M	4.0	1129.0	480.0	54.1	18.90	.	0.192
03/ 1	M	5.0	1396.0	500.0	54.1	19.50	.	0.135
04/ 1	M	5.5	1406.0	510.0	54.8	20.10	.	0.139
05/ 1	M		1349.0	515.0	58.3	19.10	.	0.207
06/ 1	M	5.0	1523.0	545.0	54.4	19.20	.	0.220
07/ 1	F	5.0	1552.0	560.0	61.6	19.90	.	0.226
08/ 1	F	5.0	1712.0	570.0	56.8	18.30	.	0.266
09/ 1	M	5.0	1983.0	610.0	65.1	19.90	.	0.162
10/ 1	F	6.0	2295.0	625.0	54.0	19.40	.	0.142
Mean		4.9	1532.4	539.5	56.7	19.45	.	0.179
Minim.		4.0	979.0	480.0	53.3	18.30	.	0.104
Maxim.		6.0	2295.0	625.0	65.1	20.20	.	0.266
St.dev		0.6	387.9	51.4	3.9	0.60	.	0.051
Count		9	10	10	10	10	.	10

Sample.No 01 : Muscle with signs of inner bleeding
Sample.No 02 : Skin with ulceration, lymphocytic areas and/or lesions Muscle with signs of inner bleeding
Sample.No 03 : Muscle with signs of inner bleeding
Sample.No 04 : Skin with metacercariae of cf. Cryptocotyle lingua Muscle with signs of inner bleeding
Sample.No 05 : Muscle with signs of inner bleeding
Sample.No 06 : Muscle with signs of inner bleeding
Sample.No 07 : Muscle with signs of inner bleeding
Sample.No 08 : Muscle with signs of inner bleeding
Sample.No 09 : Muscle with signs of inner bleeding
Sample.No 10 : Muscle with signs of inner bleeding

Species : GADU MOR, Gadus morhua, GB: Cod, N: Torsk.
Sample.area: J26 Oslofjorden, Tissue : MUSCLE.
Locality : 30B Oslo City area, Latitude: 59°47.00N, Longitude: 10°35.50E.
Catch,date : 1997-0118, Count: 10, Sample type: Bulked.
Comment : Svestad, 60-90m, seine

. Analytical Lab. =>							NIVA	NIVA	NIVA	NIVA	NIVA	NIVA	NIVA	NIVA	NIVA	NIVA	Σ(*)	Σ(*)	NIVA	NIVA	Σ(*)	NIVA	NIVA	Σ(*)	NIVA
. Analysis Code. =>							341	341	341	341	341	341	341	341	341	341	!	!	341	341	!	341	341	!	341
____ Detection Limit =>							0.05	0.05	0.05	0.05	0.05	0.05	0.05	0.05	0.05	0.05	!	!	0.10	0.05	!	0.05	0.05	!	0.05
Samp/ Repl. no.	Sex F/M	Age year	Wght g	Lngt mm	Mean Weight g	Dry %	Fat %	CB28 ppb w.wt	CB52 ppb w.wt	CB101 ppb w.wt	CB105 ppb w.wt	CB118 ppb w.wt	CB138 ppb w.wt	CB153 ppb w.wt	CB156 ppb w.wt	CB180 ppb w.wt	CB209 ppb w.wt	CB_Σ7 ppb w.wt	CB_ΣΣ ppb w.wt	DDEPP ppb w.wt	TDEPP ppb w.wt	DD_Σn ppb w.wt	HCHA ppb w.wt	HCHG ppb w.wt	HC_Σn ppb w.wt	HCB ppb w.wt
11/ 1	X	4.7	1251.8	497.0	54.9	.	0.34	0.07	0.26	0.79	0.67	1.36	1.97	2.31	0.20	0.64	<0.03	7.4	<8.3	0.65	0.20	0.85	<0.03	0.09	<0.12	0.05
12/ 1	X	5.2	1813.0	582.0	58.4	.	0.30	0.07	0.35	1.39	1.24	2.48	3.90	5.05	0.44	1.57	<0.03	14.8	<16.5	1.12	0.23	1.35	<0.03	s0.13	s<0.16	0.05
Mean		5.0	1532.4	539.5	56.7	.	0.32	0.07	0.31	1.09	0.96	1.92	2.94	3.68	0.32	1.11	<<0.03	11.1	<<12.4	0.89	0.22	1.10	<<0.03	0.09	<0.12	0.05
Minim.		4.7	1251.8	497.0	54.9	.	0.30	0.07	0.26	0.79	0.67	1.36	1.97	2.31	0.20	0.64	<0.03	7.4	<8.3	0.65	0.20	0.85	<0.03	0.09	<0.12	0.05
Maxim.		5.2	1813.0	582.0	58.4	.	0.34	0.07	0.35	1.39	1.24	2.48	3.90	5.05	0.44	1.57	<0.03	14.8	<16.5	1.12	0.23	1.35	<0.03	0.09	<0.12	0.05
St.dev		0.4	396.8	60.1	2.4	.	0.03	0.00	0.06	0.42	0.40	0.79	1.36	1.94	0.17	0.66	~0.00	5.2	~5.8	0.33	0.02	0.35	~0.00	.	.	0.00
Count		2	2	2	2	.	2	2	2	2	2	2	2	2	2	2	2	2	2	2	2	2	2	i1	i1	2

s/q(2) ! Suspect value(s)
i (2) ! Suspect or ambiguous basis-value(s) ignored in statistics.

Tab.width cont'd GADU MOR, MU, J26, 30B Oslo City area, 1997-0118.

. Analytical Lab. =>					NIVA	NIVA
. Analysis Code. =>					341	341
____ Detection Limit =>					0.05	0.05
Samp/ Repl. no.	Sex F/M	Age year	Wght g	Lngt mm	QCB ppb w.wt	OCS ppb w.wt
11/ 1	X	4.7	1251.8	497.0	<0.03	<0.03
12/ 1	X	5.2	1813.0	582.0	<0.03	<0.03
Mean		5.0	1532.4	539.5	<<0.03	<<0.03
Minim.		4.7	1251.8	497.0	<0.03	<0.03
Maxim.		5.2	1813.0	582.0	<0.03	<0.03
St.dev		0.4	396.8	60.1	~0.00	~0.00
Count		2	2	2	2	2

Sample.No 11 : Bulk of NIVA nos.:1,2,3,4,5 Skin with ulceration, lymphocytic areas and/or lesions (2) Skin with metacercariae of cf. Cryptocotyle lingua (4) Muscle with signs of inner bleeding (1,2,3,4,5)
Sample.No 12 : Bulk of NIVA nos.:6,7,8,9,10 Muscle with signs of inner bleeding (6,7,8,9,10)

Species : GADU MOR, Gadus morhua, GB: Cod, N: Torsk.
Sample.area: J26 Oslofjorden, Tissue : MUSCLE.
Locality : 30B Oslo City area, Latitude: 59°48.50N, Longitude: 10°32.50E.
Catch,date : 1997-0122, Count: 10, Sample type: Individual.
Comment : Slemmestad-Måsene, 100m, trawl

. Analytical Lab. =>								NIVA
. Analysis Code. =>								310
Detection Limit =>								0.005
Samp/ Repl. no.	Sex F/M	Age year	Wght g	Lngt mm	Mean Weight g	Dry %	Fat %	Hg ppm w.wt
01/ 1	F	6.0	935.0	450.0	51.8	19.70	.	0.098
02/ 1	F	4.0	1003.0	455.0	52.2	19.80	.	0.095
03/ 1	M	4.0	902.0	455.0	52.8	18.90	.	0.077
04/ 1	F	4.0	1084.0	460.0	52.1	20.70	.	0.143
05/ 1	F	4.0	972.0	460.0	54.7	19.50	.	0.034
06/ 1	M	5.0	1078.0	480.0	53.4	18.30	.	0.199
07/ 1	F	6.0	1293.0	490.0	54.2	19.30	.	0.147
08/ 1		5.0	1058.0	495.0	52.4	19.20	.	0.074
09/ 1	F	5.0	1540.0	515.0	53.7	19.50	.	0.119
10/ 1	M	5.0	1476.0	530.0	53.9	18.90	.	0.154
Mean		4.8	1134.1	479.0	53.1	19.38	.	0.114
Minim.		4.0	902.0	450.0	51.8	18.30	.	0.034
Maxim.		6.0	1540.0	530.0	54.7	20.70	.	0.199
St.dev		0.8	224.9	27.9	1.0	0.64	.	0.048
Count		10	10	10	10	10	.	10

Sample.No 01 : Muscle with signs of inner bleeding
Sample.No 02 : Skin with metacercariae of cf. Cryptocotyle lingua Muscle with signs of inner bleeding
Sample.No 04 : Muscle with signs of inner bleeding
Sample.No 05 : Skin with metacercariae of cf. Cryptocotyle lingua Muscle with signs of inner bleeding
Sample.No 06 : Skin with metacercariae of cf. Cryptocotyle lingua Liver and/or intestinal guts with larvae of Anisakis simplex Muscle with signs of inner bleeding
Sample.No 07 : Muscle with signs of inner bleeding
Sample.No 08 : Muscle with signs of inner bleeding
Sample.No 09 : Muscle with signs of inner bleeding
Sample.No 10 : Skin with metacercariae of cf. Cryptocotyle lingua Muscle with signs of inner bleeding

Species : GADU MOR, Gadus morhua, GB: Cod, N: Torsk.
Sample.area: J26 Oslofjorden, Tissue : MUSCLE.
Locality : 30B Oslo City area, Latitude: 59°48.50N, Longitude: 10°32.50E.
Catch,date : 1997-0122, Count: 10, Sample type: Bulked.
Comment : Slemmestad-Måsene, 100m, trawl

. Analytical Lab. =>																								
. Analysis Code. =>						NIVA	NIVA	NIVA	NIVA	NIVA	NIVA	NIVA	NIVA	NIVA	NIVA	Σ(*)	Σ(*)	NIVA	NIVA	Σ(*)	NIVA	NIVA	Σ(*)	NIVA
Detection Limit =>						341	341	341	341	341	341	341	341	341	341	!	!	341	341	!	341	341	!	341
						0.05	0.05	0.05	0.05	0.05	0.05	0.05	0.05	0.05	0.05	!	!	0.10	0.05	!	0.05	0.05	!	0.05
Samp/ Repl. no.	Sex F/M	Age year	Wght g	Lngt mm	Mean Weight g	Dry %	Fat %	CB28 ppb w.wt	CB52 ppb w.wt	CB101 ppb w.wt	CB105 ppb w.wt	CB118 ppb w.wt	CB138 ppb w.wt	CB153 ppb w.wt	CB156 ppb w.wt	CB180 ppb w.wt	CB209 ppb w.wt	CB_Σ7 ppb w.wt	CB_ΣΣ ppb w.wt	DDEPP ppb w.wt	TDEPP ppb w.wt	DD_Σn ppb w.wt	HCHA ppb w.wt	HCHG ppb w.wt	HC_Σn ppb w.wt	HCB ppb w.wt
11/ 1	X	4.4	979.2	456.0	52.7	.	0.34	0.08	0.38	1.24	0.99	1.97	2.52	2.93	0.26	0.74	<0.03	9.9	<11.1	1.26	0.28	1.54	<0.03	s0.20	s<0.23	0.05
12/ 1	X	5.2	1289.0	502.0	53.5	.	0.33	0.08	0.39	1.17	0.84	1.71	2.23	2.63	0.23	0.69	<0.03	8.9	<10.0	0.94	0.29	1.23	<0.03	s0.10	s<0.13	0.05
Mean		4.8	1134.1	479.0	53.1	.	0.34	0.08	0.39	1.21	0.92	1.84	2.38	2.78	0.25	0.72	<<0.03	9.4	<<10.6	1.10	0.29	1.39	<<0.03	s0.15	s<<.18	0.05
Minim.		4.4	979.2	456.0	52.7	.	0.33	0.08	0.38	1.17	0.84	1.71	2.23	2.63	0.23	0.69	<0.03	8.9	<10.0	0.94	0.28	1.23	<0.03	s0.10	s<0.13	0.05
Maxim.		5.2	1289.0	502.0	53.5	.	0.34	0.08	0.39	1.24	0.99	1.97	2.52	2.93	0.26	0.74	<0.03	9.9	<11.1	1.26	0.29	1.54	<0.03	s0.20	s<0.23	0.05
St.dev		0.6	219.1	32.5	0.6	.	0.01	0.00	0.01	0.05	0.11	0.18	0.21	0.21	0.02	0.04	~0.00	0.7	~0.8	0.23	0.01	0.22	~0.00	0.07	~0.07	0.00
Count		2	2	2	2	.	2	2	2	2	2	2	2	2	2	2	2	2	2	2	2	2	2	2	2	2

s/q(10) ! Suspect value(s)

173

Tab.width cont'd **GADU MOR, MU, J26, 30B Oslo City area, 1997-0122.**

. Analytical Lab. =>					NIVA	NIVA
. Analysis Code. =>					341	341
Detection Limit =>					0.05	0.05
Samp/ Repl. no.	Sex F/M	Age year	Wght g	Lngt mm	QCB ppb w.wt	OCS ppb w.wt
11/ 1	X	4.4	979.2	456.0	<0.03	<0.03
12/ 1	X	5.2	1289.0	502.0	<0.03	<0.03
Mean		4.8	1134.1	479.0	<<0.03	<<0.03
Minim.		4.4	979.2	456.0	<0.03	<0.03
Maxim.		5.2	1289.0	502.0	<0.03	<0.03
St.dev		0.6	219.1	32.5	~0.00	~0.00
Count		2	2	2	2	2

Sample.No 11 : Bulk of NIVA nos.:1,2,3,4,5 Skin with metacercariae of cf. Cryptocotyle lingua (2,5) Muscle with signs of inner bleeding (1,2,4,5)
Sample.No 12 : Bulk of NIVA nos.:6,7,8,9,10 Skin with metacercariae of cf. Cryptocotyle lingua (6,10) Liver and/or intestinal guts with larvae of Anisakis simplex (6) Muscle with signs of inner bleeding (6,7,8,9,10)

Species : **GADU MOR**, Gadus morhua, GB: Cod, N: Torsk.
Sample.area: **J26 Oslofjorden**, Tissue : **MUSCLE.**
Locality : **30B Oslo City area**, Latitude: 59°48.50N, Longitude: 10°32.50E.
Catch,date : **1997-0203**, Count: 10, Sample type: **Individual.**
Comment : Slemmestad-Måsene, 100m, trawl

174

. Analytical Lab. =>							NIVA
. Analysis Code. =>							310
Detection Limit =>							0.005
Samp/ Repl. no.	Sex F/M	Age year	Wght g	Lngt mm	Mean Weight g	Dry %	Fat %	Hg ppm w.wt
01/ 1	M	4.0	534.0	380.0	50.1	19.60	.	0.104
02/ 1	F	3.0	589.0	400.0	50.1	19.70	.	0.107
03/ 1	F	3.5	910.0	430.0	53.5	19.90	.	0.117
04/ 1	M	4.0	897.0	460.0	58.0	19.30	.	0.131
05/ 1	M	5.0	1101.0	475.0	53.1	19.00	.	0.187
06/ 1	F	5.0	1300.0	490.0	54.9	19.60	.	0.123
07/ 1	F	5.0	1171.0	520.0	28.7	19.60	.	0.075
08/ 1	F	4.0	1456.0	530.0	52.6	19.30	.	0.125
09/ 1	F	5.0	2182.0	590.0	55.3	19.10	.	0.261
10/ 1	F	4.5	2374.0	610.0	57.8	18.70	.	0.214
Mean		4.3	1251.4	488.5	51.4	19.38	.	0.144
Minim.		3.0	534.0	380.0	28.7	18.70	.	0.075
Maxim.		5.0	2374.0	610.0	58.0	19.90	.	0.261
St.dev		0.7	614.2	75.9	8.4	0.37	.	0.058
Count		10	10	10	10	10	.	10

Sample.No 01 : Skin with metacercariae of cf. Cryptocotyle lingua Muscle with signs of inner bleeding
Sample.No 02 : Skin with metacercariae of cf. Cryptocotyle lingua Muscle with signs of inner bleeding
Sample.No 03 : Skin with metacercariae of cf. Cryptocotyle lingua Muscle with signs of inner bleeding
Sample.No 04 : Muscle with signs of inner bleeding
Sample.No 05 : Skin with metacercariae of cf. Cryptocotyle lingua Muscle with signs of inner bleeding
Sample.No 06 : Muscle with signs of inner bleeding
Sample.No 07 : Muscle with signs of inner bleeding
Sample.No 08 : Skin with metacercariae of cf. Cryptocotyle lingua Muscle with signs of inner bleeding
Sample.No 09 : Skin with metacercariae of cf. Cryptocotyle lingua Muscle with signs of inner bleeding Liver and/or intestinal guts with larvae of Anisakis simplex
Sample.No 10 : Skin with metacercariae of cf. Cryptocotyle lingua Muscle with signs of inner bleeding

Species : GADU MOR, Gadus morhua, GB: Cod, N: Torsk.
Sample.area: J26 Oslofjorden, Tissue : MUSCLE.
Locality : 30B Oslo City area, Latitude: 59°48.50N, Longitude: 10°32.50E.
Catch,date : 1997-0203, Count: 10, Sample type: Bulked.
Comment : Slemmestad-Måsene, 100m, trawl

. Analytical Lab. =>							NIVA	NIVA	NIVA	NIVA	NIVA	NIVA	NIVA	NIVA	NIVA	NIVA	Σ(*)	Σ(*)	NIVA	NIVA	Σ(*)	NIVA	NIVA	Σ(*)	NIVA
. Analysis Code. =>							341	341	341	341	341	341	341	341	341	341	!	!	341	341	!	341	341	!	341
____ Detection Limit =>							0.05	0.05	0.05	0.05	0.05	0.05	0.05	0.05	0.05	0.05	!	!	0.10	0.05	!	0.05	0.05	!	0.05
Samp/ Repl. no.	Sex F/M	Age year	Wght g	Lngt mm	Mean Weight g	Dry %	Fat %	CB28 ppb w.wt	CB52 ppb w.wt	CB101 ppb w.wt	CB105 ppb w.wt	CB118 ppb w.wt	CB138 ppb w.wt	CB153 ppb w.wt	CB156 ppb w.wt	CB180 ppb w.wt	CB209 ppb w.wt	CB_Σ7 ppb w.wt	CB_ΣΣ ppb w.wt	DDEPP ppb w.wt	TDEPP ppb w.wt	DD_Σn ppb w.wt	HCHA ppb w.wt	HCHG ppb w.wt	HC_Σn ppb w.wt	HCB ppb w.wt
11/ 1	X	3.5	806.2	429.0	53.0	19.00	0.34	0.09	0.40	1.11	0.77	1.56	2.00	2.33	0.21	0.61	<0.03	8.1	<9.1	0.93	0.48	1.41	<0.03	s0.18	s<0.21	0.05
12/ 1	F	4.8	1696.6	548.0	49.9	19.26	0.28	0.09	0.45	1.14	0.83	1.58	1.84	2.03	0.20	0.50	<0.03	7.6	<8.7	1.02	0.37	1.39	<0.03	miss	<0.03	0.05
Mean		4.2	1251.4	488.5	51.4	19.13	0.31	0.09	0.43	1.13	0.80	1.57	1.92	2.18	0.21	0.55	<<0.03	7.9	<<8.9	0.98	0.43	1.40	<<0.03	s0.18	<0.03	0.05
Minim.		3.5	806.2	429.0	49.9	19.00	0.28	0.09	0.40	1.11	0.77	1.56	1.84	2.03	0.20	0.50	<0.03	7.6	<8.7	0.93	0.37	1.39	<0.03	s0.18	<0.03	0.05
Maxim.		4.8	1696.6	548.0	53.0	19.26	0.34	0.09	0.45	1.14	0.83	1.58	2.00	2.33	0.21	0.61	<0.03	8.1	<9.1	1.02	0.48	1.41	<0.03	s0.18	<0.03	0.05
St.dev		0.9	629.6	84.1	2.2	0.18	0.04	0.00	0.04	0.02	0.04	0.01	0.11	0.21	0.01	0.08	~0.00	0.3	~0.3	0.06	0.08	0.01	~0.00	.	.	0.00
Count		2	2	2	2	2	2	2	2	2	2	2	2	2	2	2	2	2	2	2	2	2	2	1	i1	2

s/q (5) ! Suspect value(s)
i (1) ! Suspect or ambiguous basis-value(s) ignored in statistics.
miss(1) ! Missing value.

Tab.width cont'd GADU MOR, MU, J26, 30B Oslo City area, 1997-0203.

. Analytical Lab. =>					NIVA	NIVA
. Analysis Code. =>					341	341
____ Detection Limit =>					0.05	0.05
Samp/ Repl. no.	Sex F/M	Age year	Wght g	Lngt mm	QCB ppb w.wt	OCS ppb w.wt
11/ 1	X	3.5	806.2	429.0	<0.03	<0.03
12/ 1	F	4.8	1696.6	548.0	<0.03	<0.03
Mean		4.2	1251.4	488.5	<<0.03	<<0.03
Minim.		3.5	806.2	429.0	<0.03	<0.03
Maxim.		4.8	1696.6	548.0	<0.03	<0.03
St.dev		0.9	629.6	84.1	~0.00	~0.00
Count		2	2	2	2	2

Sample.No 11 : Bulk of NIVA nos.:1,2,3,4,5 Skin with metacercariae of cf. Cryptocotyle lingua (1,2,3,5 Muscle with signs of inner bleeding (1,2,3,4,5)
Sample.No 12 : Bulk of NIVA nos.:6,7,8,9,10 Skin with metacercariae of cf. Cryptocotyle lingua (8,9,10) Liver and/or intestinal guts with larvae of Anisakis simplex (9) Muscle with signs of inner bleeding (6,7,8,9,10)

176

Species : GADU MOR, Gadus morhua, GB: Cod, N: Torsk.
Sample.area: J26 Oslofjorden, Tissue : MUSCLE.
Locality : 30B Oslo City area, Latitude: 59°48.50N, Longitude: 10°32.50E.
Catch,date : 1998-0115, Count: 10, Sample type: Individual.
Comment : Slemmestad-Måsene, 100m, trawl

. Analytical Lab. =>							NIVA
. Analysis Code. =>							310
Detection Limit =>							0.005
Samp/ Repl. no.	Sex F/M	Age year	Wght g	Lngt mm	Mean Weight g	Dry %	Fat %	Hg ppm w.wt
01/ 1	F	6.0	1124.0	500.0	63.9	20.50	.	0.144
02/ 1	F	7.0	2548.0	640.0	63.0	19.80	.	0.242
03/ 1	M	6.0	1542.0	525.0	61.7	19.50	.	0.144
04/ 1	M	4.0	488.0	375.0	60.0	20.30	.	0.157
05/ 1	F	7.0	1295.0	525.0	61.8	20.30	.	0.113
06/ 1	M	9.0	2991.0	655.0	61.1	18.70	.	0.512
07/ 1	F	5.0	603.0	405.0	68.0	20.40	.	0.100
08/ 1	F	6.0	662.0	420.0	63.1	21.00	.	0.079
09/ 1	F	8.0	2564.0	655.0	65.6	18.60	.	0.395
10/ 1	M	7.0	1585.0	555.0	58.3	18.90	.	0.159
Mean		6.5	1540.2	525.5	62.7	19.80	.	0.205
Minim.		4.0	488.0	375.0	58.3	18.60	.	0.079
Maxim.		9.0	2991.0	655.0	68.0	21.00	.	0.512
St.dev		1.4	892.0	103.5	2.8	0.84	.	0.141
Count		10	10	10	10	10	.	10

Sample.No 03 : Skin with metacercariae of cf. Cryptocotyle lingua
Sample.No 06 : Skin with metacercariae of cf. Cryptocotyle lingua
Sample.No 07 : Skin with metacercariae of cf. Cryptocotyle lingua
Sample.No 08 : Skin with metacercariae of cf. Cryptocotyle lingua
Sample.No 09 : Skin with metacercariae of cf. Cryptocotyle lingua
Sample.No 10 : Skin with metacercariae of cf. Cryptocotyle lingua

Species : GADU MOR, Gadus morhua, GB: Cod, N: Torsk.
Sample.area: J26 Oslofjorden, Tissue : MUSCLE.
Locality : 30B Oslo City area, Latitude: 59°48.50N, Longitude: 10°32.50E.
Catch,date : 1998-0115, Count: 10, Sample type: Bulked.
Comment : Slemmestad-Måsene, 100m, trawl

. Analytical Lab. =>							NIVA	NIVA	NIVA	NIVA	NIVA	NIVA	NIVA	NIVA	NIVA	NIVA	Σ(*)	Σ(*)	NIVA	NIVA	Σ(*)	NIVA	NIVA	Σ(*)	NIVA
. Analysis Code. =>							341	341	341	341	341	341	341	341	341	341	!	!	341	341	!	341	341	!	341
Detection Limit =>							0.05	0.05	0.05	0.05	0.05	0.05	0.05	0.05	0.05	0.05	!	!	0.10	0.05	!	0.05	0.05	!	0.05
Samp/ Repl. no.	Sex F/M	Age year	Wght g	Lngt mm	Mean Weight g	Dry %	Fat %	CB28 ppb w.wt	CB52 ppb w.wt	CB101 ppb w.wt	CB105 ppb w.wt	CB118 ppb w.wt	CB138 ppb w.wt	CB153 ppb w.wt	CB156 ppb w.wt	CB180 ppb w.wt	CB209 ppb w.wt	CB_Σ7 ppb w.wt	CB_ΣΣ ppb w.wt	DDEPP ppb w.wt	TDEPP ppb w.wt	DD_Σn ppb w.wt	HCHA ppb w.wt	HCHG ppb w.wt	HC_Σn ppb w.wt	HCB ppb w.wt
11/ 1	F	6.0	883.8	445.0	63.3	.	0.13	<0.05	<0.05	1.27	1.30	2.63	4.05	3.92	0.31	0.78	<0.05	<12.7	<14.3	1.05	0.43	1.48	<0.05	<0.05	<0.05	<0.05
12/ 1	F	7.0	2196.6	606.0	62.0	.	0.28	0.06	<0.05	1.40	1.25	2.70	4.84	5.22	0.41	1.44	<0.05	<15.7	<17.4	1.39	0.34	1.73	<0.05	<0.05	<0.05	<0.05
Mean		6.5	1540.2	525.5	62.7	.	0.21	<<0.06	<<0.05	1.34	1.28	2.67	4.45	4.57	0.36	1.11	<<0.05	<<14.2	<<15.8	1.22	0.39	1.61	<<0.05	<<0.05	<<0.05	<<0.05
Minim.		6.0	883.8	445.0	62.0	.	0.13	<0.05	<0.05	1.27	1.25	2.63	4.05	3.92	0.31	0.78	<0.05	<12.7	<14.3	1.05	0.34	1.48	<0.05	<0.05	<0.05	<0.05
Maxim.		7.0	2196.6	606.0	63.3	.	0.28	0.06	<0.05	1.40	1.30	2.70	4.84	5.22	0.41	1.44	<0.05	<15.7	<17.4	1.39	0.43	1.73	<0.05	<0.05	<0.05	<0.05
St.dev		0.7	928.3	113.8	1.0	.	0.11	~0.01	~0.00	0.09	0.04	0.05	0.56	0.92	0.07	0.47	~0.00	~2.1	~2.2	0.24	0.06	0.18	~0.00	~0.00	~0.00	~0.00
Count		2	2	2	2	.	2	2	2	2	2	2	2	2	2	2	2	2	2	2	2	2	2	2	2	2

176

Tab.width cont'd **GADU MOR, MU, J26, 30B Oslo City area, 1998-0115.**

. Analytical Lab. =>				NIVA	NIVA
. Analysis Code. =>				341	341
Detection Limit =>				0.05	0.05
Samp/ Repl. no.	Sex F/M	Age year	Wght g	Lngt mm	QCB ppb w.wt	OCS ppb w.wt
11/ 1	F	6.0	883.8	445.0	<0.05	<0.05
12/ 1	F	7.0	2196.6	606.0	<0.05	<0.05
Mean		6.5	1540.2	525.5	<<0.05	<<0.05
Minim.		6.0	883.8	445.0	<0.05	<0.05
Maxim.		7.0	2196.6	606.0	<0.05	<0.05
St.dev		0.7	928.3	113.8	~0.00	~0.00
Count		2	2	2	2	2

Sample.No 11 : Bulk of NIVA nos.:4,7,8,1,3 Skin with metacercariae of cf. Cryptocotyle lingua (3,7,8)
Sample.No 12 : Bulk of NIVA nos.:5,10,2.6,9 Skin with metacercariae of cf. Cryptocotyle lingua (6,9,10)

Species : **GADU MOR**, Gadus morhua, GB: Cod, N: Torsk.
Sample.area: **J26 Oslofjorden**, Tissue : **MUSCLE.**
Locality : **30B Oslo City area**, Latitude: 59°44.00N, Longitude: 10°33.20E.
Catch,date : **1998-0116**, Count: 10, Sample type: **Individual.**
Comment : Håøya-Ramton, 100m, trawl

. Analytical Lab. =>							NIVA
. Analysis Code. =>				Mean			310
Detection Limit =>							0.005
Samp/ Repl. no.	Sex F/M	Age year	Wght g	Lngt mm	Weight g	Dry %	Fat %	Hg ppm w.wt
01/ 1		6.0	790.0	415.0	60.2	20.90	.	0.043
02/ 1	M	5.0	720.0	425.0	58.6	20.30	.	0.121
03/ 1	M	5.0	840.0	440.0	53.5	19.30	.	0.053
04/ 1	M	6.0	938.0	445.0	51.6	20.20	.	0.068
05/ 1	F	7.0	1522.0	500.0	62.1	20.90	.	0.130
06/ 1	F	6.0	1446.0	505.0	59.7	21.40	.	0.131
07/ 1	F	7.0	1455.0	515.0	63.0	21.40	.	0.166
08/ 1	M	7.0	1835.0	545.0	58.5	19.90	.	0.153
09/ 1	M	8.0	2546.0	630.0	61.2	18.10	.	0.315
10/ 1	F	9.0	4598.0	740.0	60.8	19.80	.	0.175
Mean		6.6	1669.0	516.0	58.9	20.22	.	0.136
Minim.		5.0	720.0	415.0	51.6	18.10	.	0.043
Maxim.		9.0	4598.0	740.0	63.0	21.40	.	0.315
St.dev		1.3	1173.2	102.0	3.7	1.02	.	0.078
Count		10	10	10	10	10	.	10

Sample.No 01 : Skin with metacercariae of cf. Cryptocotyle lingua
Sample.No 03 : Skin with metacercariae of cf. Cryptocotyle lingua
Sample.No 04 : Skin with metacercariae of cf. Cryptocotyle lingua
Sample.No 05 : Skin with metacercariae of cf. Cryptocotyle lingua
Sample.No 06 : Skin with metacercariae of cf. Cryptocotyle lingua
Sample.No 07 : Skin with metacercariae of cf. Cryptocotyle lingua
Sample.No 08 : Skin with metacercariae of cf. Cryptocotyle lingua Liver and/or intestinal guts with larvae of Anisakis simplex
Sample.No 09 : Skin with metacercariae of cf. Cryptocotyle lingua

Species : GADU MOR, Gadus morhua, GB: Cod, N: Torsk.
Sample.area: J26 Oslofjorden, Tissue : MUSCLE.
Locality : 30B Oslo City area, Latitude: 59°44.00N, Longitude: 10°33.20E.
Catch,date : 1998-0116, Count: 10, Sample type: Bulked.
Comment : Håøya-Ranton, 100m, trawl

. Analytical Lab. =>																								
. Analysis Code. =>																								
Detection Limit =>																								
Samp/ Repl. no.	Sex F/M	Age year	Wght g	Lngt mm	Mean Weight g	Dry %	Fat %	NIVA 341 0.05 CB28 ppb w.wt	NIVA 341 0.05 CB52 ppb w.wt	NIVA 341 0.05 CB101 ppb w.wt	NIVA 341 0.05 CB105 ppb w.wt	NIVA 341 0.05 CB118 ppb w.wt	NIVA 341 0.05 CB138 ppb w.wt	NIVA 341 0.05 CB153 ppb w.wt	NIVA 341 0.05 CB156 ppb w.wt	NIVA 341 0.05 CB180 ppb w.wt	NIVA 341 0.05 CB209 ppb w.wt	Σ(*) ! ! CB_Σ7 ppb w.wt	Σ(*) ! ! CB_ΣΣ ppb w.wt	NIVA 341 0.10 DDEPP ppb w.wt	NIVA 341 0.05 TDEPP ppb w.wt	Σ(*) ! ! DD_Σn ppb w.wt	NIVA 341 0.05 HCHA ppb w.wt	NIVA 341 0.05 HCHG ppb w.wt	Σ(*) ! ! HC_Σn ppb w.wt	NIVA 341 0.05 HCB ppb w.wt
11/ 1	M	5.8	962.0	445.0	57.2	.	0.36	0.06	<0.05	0.78	0.89	1.78	2.50	2.79	0.23	0.71	<0.05	<8.7	<9.8	0.73	0.18	0.91	<0.05	0.06	<0.11	<0.05
12/ 1	F	7.4	2388.0	587.0	60.6	.	0.33	<0.05	<0.05	0.65	0.85	1.80	3.10	3.43	0.29	0.98	<0.05	<10.0	<11.2	0.85	0.14	0.99	<0.05	0.05	<0.10	0.05
Mean		6.6	1675.0	516.0	58.9	.	0.35	<<0.06	<<0.05	0.72	0.87	1.79	2.80	3.11	0.26	0.85	<<0.05	<<9.3	<<10.5	0.79	0.16	0.95	<<0.05	0.06	<<0.11	<<0.05
Minim.		5.8	962.0	445.0	57.2	.	0.33	<0.05	<0.05	0.65	0.85	1.78	2.50	2.79	0.23	0.71	<0.05	<8.7	<9.8	0.73	0.14	0.91	<0.05	0.05	<0.10	<0.05
Maxim.		7.4	2388.0	587.0	60.6	.	0.36	0.06	<0.05	0.78	0.89	1.80	3.10	3.43	0.29	0.98	<0.05	<10.0	<11.2	0.85	0.18	0.99	<0.05	0.06	<0.11	0.05
St.dev		1.1	1008.3	100.4	2.4	.	0.02	0.01	~0.00	0.09	0.03	0.01	0.42	0.45	0.04	0.19	~0.00	~0.9	~1.0	0.08	0.03	0.06	~0.00	0.01	~0.01	~0.00
Count		2	2	2	2	.	2	2	2	2	2	2	2	2	2	2	2	2	2	2	2	2	2	2	2	2

Tab.width cont'd GADU MOR, MU, J26, 30B Oslo City area, 1998-0116.

. Analytical Lab. =>						
. Analysis Code. =>						
Detection Limit =>						
Samp/ Repl. no.	Sex F/M	Age year	Wght g	Lngt mm	NIVA 341 0.05 QCB ppb w.wt	NIVA 341 0.05 OCS ppb w.wt
11/ 1	M	5.8	962.0	445.0	<0.05	<0.05
12/ 1	F	7.4	2388.0	587.0	<0.05	<0.05
Mean		6.6	1675.0	516.0	<<0.05	<<0.05
Minim.		5.8	962.0	445.0	<0.05	<0.05
Maxim.		7.4	2388.0	587.0	<0.05	<0.05
St.dev		1.1	1008.3	100.4	~0.00	~0.00
Count		2	2	2	2	2

Sample.No 11 : Bulk of NIVA nos.:2,1,3,4,5 Skin with metacercariae of cf. Cryptocotyle lingua (2,3,4,5)
Sample.No 12 : Bulk of NIVA nos.:6,7,8,9,10 Skin with metacercariae of cf. Cryptocotyle lingua (6,7,8,9) Liver and/or intestinal guts with larvae of Anisakis simplex (8)

Species : GADU MOR, Gadus morhua, GB: Cod, N: Torsk.
Sample.area: J26 Oslofjorden, Tissue : MUSCLE.
Locality : 30B Oslo City area, Latitude: 59°47.00N, Longitude: 10°35.50E.
Catch,date : 1998-0117, Count: 10, Sample type: Individual.
Comment : Svestad, 60-90m, seine Correct sampling date 980116. Changed due to IT problem; collision with same date at another "30B" site (ng-990209).

. Analytical Lab. =>							NIVA
. Analysis Code. =>							310
Detection Limit =>					Mean		0.005
Samp/ Repl. no.	Sex F/M	Age year	Wght g	Lngt mm	Weight g	Dry %	Fat %	Hg ppm w.wt
01/ 1	M	6.0	1144.0	500.0	63.6	20.00	.	0.124
02/ 1	M	5.0	1149.0	515.0	67.6	20.10	.	0.088
03/ 1	F	5.0	1155.0	520.0	62.6	18.40	.	0.143
04/ 1	F	6.0	1426.0	520.0	67.2	20.90	.	0.149
05/ 1	M	7.0	1450.0	530.0	71.6	20.20	.	0.252
06/ 1	F	7.0	1391.0	540.0	67.5	19.70	.	0.123
07/ 1	F	6.0	1655.0	565.0	75.8	20.20	.	0.174
08/ 1	F	7.0	1682.0	565.0	74.2	19.70	.	0.225
09/ 1	M	7.0	2004.0	575.0	70.0	20.40	.	0.150
10/ 1	M	8.0	1918.0	575.0	83.7	20.60	.	0.101
Mean		6.4	1497.4	540.5	70.4	20.02	.	0.153
Minim.		5.0	1144.0	500.0	62.6	18.40	.	0.088
Maxim.		8.0	2004.0	575.0	83.7	20.90	.	0.252
St.dev		1.0	311.7	27.5	6.3	0.68	.	0.052
Count		10	10	10	10	10	.	10

Sample.No 05 : Skin with metacercariae of cf. Cryptocotyle lingua
Sample.No 06 : Liver and/or intestinal guts with larvae of Anisakis simplex
Sample.No 09 : Liver and/or intestinal guts with larvae of Anisakis simplex

Species : GADU MOR, Gadus morhua, GB: Cod, N: Torsk.
Sample.area: J26 Oslofjorden, Tissue : MUSCLE.
Locality : 30B Oslo City area, Latitude: 59°47.00N, Longitude: 10°35.50E.
Catch,date : 1998-0117, Count: 10, Sample type: Bulked.
Comment : Svestad, 60-90m, seine Correct sampling date 980116. Changed due to IT problem; collision with same date at another "30B" site (ng-990209).

. Analytical Lab. =>						NIVA	NIVA	NIVA	NIVA	NIVA	NIVA	NIVA	NIVA	NIVA	NIVA	Σ(*)	Σ(*)	NIVA	NIVA	Σ(*)	NIVA	NIVA	Σ(*)	NIVA
. Analysis Code. =>						341	341	341	341	341	341	341	341	341	341	!	!	341	341	!	341	341	!	341
Detection Limit =>						0.05	0.05	0.05	0.05	0.05	0.05	0.05	0.05	0.05	0.05	!	!	0.10	0.05	!	0.05	0.05	!	0.05
Samp/ Repl. no.	Sex F/M	Age year	Wght g	Lngt mm	Mean Weight g	Dry %	Fat %	CB28 ppb w.wt	CB52 ppb w.wt	CB101 ppb w.wt	CB105 ppb w.wt	CB118 ppb w.wt	CB138 ppb w.wt	CB153 ppb w.wt	CB156 ppb w.wt	CB180 ppb w.wt	CB209 ppb w.wt	CB_Σ7 ppb w.wt	CB_ΣΣ ppb w.wt	DDEPP ppb w.wt	TDEPP ppb w.wt	DD_Σn ppb w.wt	HCHA ppb w.wt	HCHG ppb w.wt	HC_Σn ppb w.wt	HCB ppb w.wt
11/ 1	M	5.8	1264.8	517.0	66.5	.	0.33	0.07	0.18	1.02	1.07	2.13	3.14	3.51	0.27	0.86	<0.05	10.9	<12.3	0.89	0.22	1.11	<0.05	0.05	<0.10	0.05
12/ 1	F	7.0	1730.0	564.0	74.2	.	0.32	0.07	<0.05	1.12	0.91	1.75	2.49	2.44	0.21	0.58	<0.05	<8.5	<9.6	0.94	0.31	1.25	<0.05	<0.05	<0.05	<0.05
Mean		6.4	1497.4	540.5	70.4	.	0.33	0.07	<<0.12	1.07	0.99	1.94	2.82	2.98	0.24	0.72	<<0.05	<<9.7	<<11.0	0.92	0.27	1.18	<<0.05	<<0.05	<<0.08	<<0.05
Minim.		5.8	1264.8	517.0	66.5	.	0.32	0.07	<0.05	1.02	0.91	1.75	2.49	2.44	0.21	0.58	<0.05	<8.5	<9.6	0.89	0.22	1.11	<0.05	<0.05	<0.05	<0.05
Maxim.		7.0	1730.0	564.0	74.2	.	0.33	0.07	0.18	1.12	1.07	2.13	3.14	3.51	0.27	0.86	<0.05	10.9	<12.3	0.94	0.31	1.25	<0.05	0.05	<0.10	0.05
St.dev		0.8	328.9	33.2	5.5	.	0.01	0.00	0.09	0.07	0.11	0.27	0.46	0.76	0.04	0.20	~0.00	1.7	~1.9	0.04	0.06	0.10	~0.00	0.00	~0.04	0.00
Count		2	2	2	2	.	2	2	2	2	2	2	2	2	2	2	2	2	2	2	2	2	2	2	2	2

174

Tab.width cont'd **GADU MOR, MU, J26, 30B Oslo City area, 1998-0117.**

Samp/ Repl. no.	Sex F/M	Age year	Wght g	Lngt mm	NIVA 341 0.05 QCB ppb w.wt	NIVA 341 0.05 OCS ppb w.wt
11/ 1	M	5.8	1264.8	517.0	<0.05	<0.05
12/ 1	F	7.0	1730.0	564.0	<0.05	<0.05
Mean		6.4	1497.4	540.5	<<0.05	<<0.05
Minim.		5.8	1264.8	517.0	<0.05	<0.05
Maxim.		7.0	1730.0	564.0	<0.05	<0.05
St.dev		0.8	328.9	33.2	~0.00	~0.00
Count		2	2	2	2	2

Sample.No 11 : Bulk of NIVA nos.:1,2,3,4,5 Skin with metacercariae of cf. Cryptocotyle lingua (5)
Sample.No 12 : Bulk of NIVA nos.:6,7,8,9,10 Liver and/or intestinal guts with larvae of Anisakis simplex (6,9)

Species : **GADU MOR**, Gadus morhua, GB: Cod, N: Torsk.
Sample.area: **J26 Oslofjorden**, Tissue : **MUSCLE.**
Locality : **30B Oslo City area**, Latitude: 59°48.50N, Longitude: 10°32.50E.
Catch,date : **1998-0121**, Count: 10, Sample type: **Individual.**
Comment : Slemmestad-Måsene, 100m, trawl

Samp/ Repl. no.	Sex F/M	Age year	Wght g	Lngt mm	Mean Weight g	Dry %	Fat %	NIVA 310 0.005 Hg ppm w.wt
01/ 1	M	6.0	796.0	440.0	50.2	18.10	.	0.157
02/ 1	F	6.0	964.0	450.0	50.1	20.40	.	0.202
03/ 1	M	6.0	1246.0	490.0	50.3	20.90	.	0.130
04/ 1	M	7.0	1195.0	490.0	50.3	20.10	.	0.180
05/ 1	F	6.0	1426.0	495.0	50.2	20.30	.	0.237
06/ 1	F	6.0	1408.0	520.0	50.2	20.00	.	0.175
07/ 1	F	7.0	1508.0	520.0	50.2	20.70	.	0.162
08/ 1	F	6.0	1613.0	520.0	50.0	21.20	.	0.224
09/ 1	F	6.0	1788.0	555.0	50.1	21.20	.	0.221
10/ 1	F	7.0	1549.0	560.0	50.3	20.10	.	0.190
Mean		6.3	1349.3	504.0	50.2	20.30	.	0.188
Minim.		6.0	796.0	440.0	50.0	18.10	.	0.130
Maxim.		7.0	1788.0	560.0	50.3	21.20	.	0.237
St.dev		0.5	302.9	39.4	0.1	0.89	.	0.034
Count		10	10	10	10	10	.	10

Sample.No 03 : Skin with metacercariae of cf. Cryptocotyle lingua
Sample.No 09 : Skin with metacercariae of cf. Cryptocotyle lingua
Sample.No 10 : Skin with metacercariae of cf. Cryptocotyle lingua

Species : GADU MOR, Gadus morhua, GB: Cod, N: Torsk.
Sample.area: J26 Oslofjorden, Tissue : MUSCLE.
Locality : 30B Oslo City area, Latitude: 59°48.50N, Longitude: 10°32.50E.
Catch,date : 1998-0121, Count: 10, Sample type: Bulked.
Comment : Slemmestad-Måsene, 100m, trawl

. Analytical Lab. ⇒																								
. Analysis Code. ⇒					NIVA 341	NIVA 341	NIVA 341	NIVA 341	NIVA 341	NIVA 341	NIVA 341	NIVA 341	NIVA 341	NIVA 341	Σ(*) !	Σ(*) !	NIVA 341	NIVA 341	Σ(*) !	NIVA 341	NIVA 341	Σ(*) !	NIVA 341
Detection Limit ⇒					0.05	0.05	0.05	0.05	0.05	0.05	0.05	0.05	0.05	0.05	!	!	0.10	0.05	!	0.05	0.05	!	0.05
Samp/ Repl. no.	Sex F/M	Age year	Wght g	Lngt mm	Mean Weight g	Dry %	Fat %	CB28 ppb w.wt	CB52 ppb w.wt	CB101 ppb w.wt	CB105 ppb w.wt	CB118 ppb w.wt	CB138 ppb w.wt	CB153 ppb w.wt	CB156 ppb w.wt	CB180 ppb w.wt	CB209 ppb w.wt	CB_Σ7 ppb w.wt	CB_ΣΣ ppb w.wt	DDEPP ppb w.wt	TDEPP ppb w.wt	DD_Σn ppb w.wt	HCHA ppb w.wt	HCHG ppb w.wt	HC_Σn ppb w.wt	HCB ppb w.wt
11/ 1	M	6.2	1125.4	473.0	50.2	.	0.34	0.10	0.40	2.42	1.89	3.96	6.68	7.25	0.62	2.10	0.09	22.9	25.5	2.03	0.39	2.42	<0.05	0.05	<0.10	0.05
12/ 1	F	6.4	1573.2	535.0	50.2	.	0.35	0.10	<0.05	1.27	1.20	2.20	2.96	2.84	0.25	0.69	<0.05	<10.1	<11.6	1.04	0.27	1.31	<0.05	<0.05	<0.05	0.05
Mean		6.3	1349.3	504.0	50.2	.	0.35	0.10	<<0.23	1.85	1.55	3.08	4.82	5.05	0.44	1.40	<<0.07	<<16.5	<<18.5	1.54	0.33	1.87	<<0.05	<<0.05	<<0.08	0.05
Minim.		6.2	1125.4	473.0	50.2	.	0.34	0.10	<0.05	1.27	1.20	2.20	2.96	2.84	0.25	0.69	<0.05	<10.1	<11.6	1.04	0.27	1.31	<0.05	<0.05	<0.05	0.05
Maxim.		6.4	1573.2	535.0	50.2	.	0.35	0.10	0.40	2.42	1.89	3.96	6.68	7.25	0.62	2.10	0.09	22.9	25.5	2.03	0.39	2.42	<0.05	0.05	<0.10	0.05
St.dev		0.1	316.6	43.8	0.0	.	0.01	0.00	0.25	0.81	0.49	1.24	2.63	3.12	0.26	1.00	0.03	9.1	9.9	0.70	0.08	0.78	~0.00	0.00	~0.04	0.00
Count		2	2	2	2	.	2	2	2	2	2	2	2	2	2	2	2	2	2	2	2	2	2	2	2	2

Tab.width cont'd GADU MOR, MU, J26, 30B Oslo City area, 1998-0121.

. Analytical Lab. ⇒					NIVA	NIVA
. Analysis Code. ⇒					341	341
Detection Limit ⇒					0.05	0.05
Samp/ Repl. no.	Sex F/M	Age year	Wght g	Lngt mm	QCB ppb w.wt	OCS ppb w.wt
11/ 1	M	6.2	1125.4	473.0	<0.05	<0.05
12/ 1	F	6.4	1573.2	535.0	<0.05	<0.05
Mean		6.3	1349.3	504.0	<<0.05	<<0.05
Minim.		6.2	1125.4	473.0	<0.05	<0.05
Maxim.		6.4	1573.2	535.0	<0.05	<0.05
St.dev		0.1	316.6	43.8	~0.00	~0.00
Count		2	2	2	2	2

Sample.No 11 : Bulk of NIVA nos.:1,2,3,4,5 Skin with metacercariae of cf. Cryptocotyle lingua (3)
Sample.No 12 : Bulk of NIVA nos.:6,7,8,9,10 Skin with metacercariae of cf. Cryptocotyle lingua (9,10)

181

Species : GADU MOR, Gadus morhua, GB: Cod, N: Torsk.
Sample.area: J26 Oslofjorden, Tissue : MUSCLE.
Locality : 30B Oslo City area, Latitude: 59°48.50N, Longitude: 10°32.50E.
Catch,date : 1998-0202, Count: 10, Sample type: Individual.
Comment : Slemmestad-Måsene, 100m, trawl

. Analytical Lab. ⇒								NIVA
. Analysis Code. ⇒								310
____ Detection Limit ⇒								0.005
Samp/ Repl. no.	Sex F/M	Age year	Wght g	Lngt mm	Mean Weight g	Dry %	Fat %	Hg ppm w.wt
01/ 1	M	6.0	586.0	395.0	50.4	19.90	.	0.098
02/ 1	M	6.0	1072.0	475.0	50.4	19.80	.	0.098
03/ 1	F	6.0	1055.0	480.0	50.1	21.10	.	0.131
04/ 1	F	7.0	1720.0	525.0	50.2	19.00	.	0.144
05/ 1	M	7.0	1579.0	535.0	50.1	18.80	.	0.284
06/ 1	M	7.0	1784.0	540.0	50.4	19.40	.	0.204
07/ 1	M	7.0	1642.0	550.0	50.5	19.80	.	0.151
08/ 1	M	7.0	2247.0	600.0	50.4	20.60	.	0.221
09/ 1	F	8.0	2694.0	615.0	50.3	19.30	.	0.170
10/ 1	F	9.0	4294.0	700.0	50.3	21.40	.	0.455
Mean		7.0	1867.3	541.5	50.3	19.91	.	0.196
Minim.		6.0	586.0	395.0	50.1	18.80	.	0.098
Maxim.		9.0	4294.0	700.0	50.5	21.40	.	0.455
St.dev		0.9	1044.2	84.3	0.1	0.87	.	0.108
Count		10	10	10	10	10	.	10

Sample.No 03 : Skin with metacercariae of cf. Cryptocotyle lingua
Sample.No 07 : Liver and/or intestinal guts with larvae of Anisakis simplex
Sample.No 08 : Skin with metacercariae of cf. Cryptocotyle lingua
Sample.No 09 : Skin with metacercariae of cf. Cryptocotyle lingua Liver and/or intestinal guts with larvae of Anisakis simplex

182

Species : GADU MOR, Gadus morhua, GB: Cod, N: Torsk.
Sample.area: J26 Oslofjorden, Tissue : MUSCLE.
Locality : 30B Oslo City area, Latitude: 59°48.50N, Longitude: 10°32.50E.
Catch,date : 1998-0202, Count: 10, Sample type: Bulked.
Comment : Slemmestad-Måsene, 100m, trawl

. Analytical Lab. ⇒								NIVA	NIVA	NIVA	NIVA	NIVA	NIVA	NIVA	NIVA	NIVA	NIVA	Σ(*)	Σ(*)	NIVA	NIVA	Σ(*)	NIVA	NIVA	Σ(*)	NIVA
. Analysis Code. ⇒								341	341	341	341	341	341	341	341	341	341	!	!	341	341	!	341	341	!	341
____ Detection Limit ⇒								0.05	0.05	0.05	0.05	0.05	0.05	0.05	0.05	0.05	0.05	!	!	0.10	0.05	!	0.05	0.05	!	0.05
Samp/ Repl. no.	Sex F/M	Age year	Wght g	Lngt mm	Mean Weight g	Dry %	Fat %	CB28 ppb w.wt	CB52 ppb w.wt	CB101 ppb w.wt	CB105 ppb w.wt	CB118 ppb w.wt	CB138 ppb w.wt	CB153 ppb w.wt	CB156 ppb w.wt	CB180 ppb w.wt	CB209 ppb w.wt	CB_Σ7 ppb w.wt	CB_ΣΣ ppb w.wt	DDEPP ppb w.wt	TDEPP ppb w.wt	DD_Σn ppb w.wt	HCHA ppb w.wt	HCHG ppb w.wt	HC_Σn ppb w.wt	HCB ppb w.wt
11/ 1	M	6.4	1202.4	482.0	50.2	.	0.37	0.11	<0.05	1.73	1.53	3.18	5.03	5.47	0.43	1.38	0.07	<17.0	<19.0	1.48	0.34	1.82	<0.05	0.05	<0.10	0.05
12/ 1	M	7.6	2532.2	601.0	50.4	.	0.28	0.08	<0.05	1.64	1.41	2.91	4.53	4.80	0.39	1.17	<0.05	<15.2	<17.0	1.47	0.32	1.79	<0.05	0.05	<0.10	0.05
Mean		7.0	1867.3	541.5	50.3	.	0.33	0.10	<<0.05	1.69	1.47	3.05	4.78	5.14	0.41	1.28	<<0.06	<<16.1	<<18.0	1.48	0.33	1.81	<<0.05	0.05	<<0.10	0.05
Minim.		6.4	1202.4	482.0	50.2	.	0.28	0.08	<0.05	1.64	1.41	2.91	4.53	4.80	0.39	1.17	<0.05	<15.2	<17.0	1.47	0.32	1.79	<0.05	0.05	<0.10	0.05
Maxim.		7.6	2532.2	601.0	50.4	.	0.37	0.11	<0.05	1.73	1.53	3.18	5.03	5.47	0.43	1.38	0.07	<17.0	<19.0	1.48	0.34	1.82	<0.05	0.05	<0.10	0.05
St.dev		0.8	940.3	84.1	0.1	.	0.06	0.02	~0.00	0.06	0.08	0.19	0.35	0.47	0.03	0.15	0.01	~1.3	~1.4	0.01	0.01	0.02	~0.00	0.00	~0.00	0.00
Count		2	2	2	2	.	2	2	2	2	2	2	2	2	2	2	2	2	2	2	2	2	2	2	2	2

Tab.width cont'd **GADU MOR, MU, J26, 30B Oslo City area, 1998-0202.**

. Analytical Lab. =>				NIVA	NIVA
. Analysis Code. =>				341	341
Detection Limit =>				0.05	0.05
Samp/ Repl. no.	Sex F/M	Age year	Wght g	Lngt mm	QCB ppb w.wt	OCS ppb w.wt
11/ 1	M	6.4	1202.4	482.0	<0.05	<0.05
12/ 1	M	7.6	2532.2	601.0	<0.05	<0.05
Mean		7.0	1867.3	541.5	<<0.05	<<0.05
Minim.		6.4	1202.4	482.0	<0.05	<0.05
Maxim.		7.6	2532.2	601.0	<0.05	<0.05
St.dev		0.8	940.3	84.1	~0.00	~0.00
Count		2	2	2	2	2

Sample.No 11 : Bulk of NIVA nos.: 1,2,3,4,5 Skin with metacercariae of cf. Cryptocotyle lingua (3)
Sample.No 12 : Bulk of NIVA nos.:6,7,8,9,10 Skin with metacercariae of cf. Cryptocotyle lingua (8,9) Liver and/or intestinal guts with larvae of Anisakis simplex (7, 9)

183

Species : **GADU MOR**, Gadus morhua, GB: Cod, N: Torsk.
Sample.area: **J26 Oslofjorden**, Tissue : **MUSCLE.**
Locality : **36B Færder**, Latitude: 59°02.00N, Longitude: 10°27.00E.
Catch,date : **1994-0101**, Count: 25, Sample type: **Individual.**

. Analytical Lab. =>						NIVA
. Analysis Code. =>						310
Detection Limit =>						0.005
Samp/ Repl. no.	Sex F/M	Age year	Wght g	Lngt mm	Dry %	Fat %	Hg ppm w.wt
01/ 1		3.0	626.9	390.0	20.40	.	0.033
02/ 1	F	3.0	733.0	430.0	17.60	.	0.071
03/ 1	F	3.0	694.5	440.0	19.10	.	0.132
04/ 1		3.0	836.4	460.0	22.60	.	0.052
05/ 1	F	3.0	886.5	470.0	18.80	.	0.099
06/ 1	F	3.0	971.1	480.0	19.00	.	0.105
07/ 1	F	3.0	1342.0	500.0	19.40	.	0.056
08/ 1		3.0	1267.6	500.0	18.40	.	0.064
09/ 1	F	4.0	1265.3	510.0	20.10	.	0.054
10/ 1	F	4.0	1094.4	515.0	18.60	.	0.114
11/ 1		4.0	1347.9	515.0	19.90	.	0.041
12/ 1	M	3.0	1230.6	520.0	21.20	.	0.097
13/ 1	M	3.0	1373.0	520.0	18.00	.	0.099
14/ 1	F	3.0	1435.7	525.0	19.40	.	0.060
15/ 1	M	4.0	1441.9	525.0	20.80	.	0.108
16/ 1	M	3.0	1413.3	525.0	23.50	.	0.048
17/ 1	F	3.0	1628.6	530.0	23.30	.	0.087
18/ 1	M	5.0	1609.3	530.0	20.40	.	0.079
19/ 1	F	3.0	1557.7	550.0	20.50	.	0.064
20/ 1	F	4.0	1928.5	570.0	19.20	.	0.056
21/ 1	M	5.0	2321.9	570.0	20.60	.	0.138
22/ 1	F	5.0	2471.8	630.0	27.30	.	0.088
23/ 1	F	3.0	3146.8	680.0	16.80	.	0.030
24/ 1	M	5.0	3189.2	690.0	18.90	.	0.234
25/ 1	F	5.0	3257.0	730.0	19.10	.	0.186
Mean		3.6	1562.8	532.2	20.12	.	0.088
Minim.		3.0	626.9	390.0	16.80	.	0.030
Maxim.		5.0	3257.0	730.0	27.30	.	0.234
St.dev		0.8	761.3	79.9	2.21	.	0.047
Count		25	25	25	25	.	25

Sample.No 01 : Muscle with signs of inner bleeding Signs of mechanical damage (e.g., net wounds)
Sample.No 02 : Muscle with signs of inner bleeding
Sample.No 03 : Skin with metacercariae of cf. Cryptocotyle lingua Muscle with signs of inner bleeding
Sample.No 04 : Muscle with signs of inner bleeding Signs of mechanical damage (e.g., net wounds)
Sample.No 06 : Signs of mechanical damage (e.g., net wounds)
Sample.No 08 : Skin with metacercariae of cf. Cryptocotyle lingua Signs of mechanical damage (e.g., net wounds)
Sample.No 09 : Skin with metacercariae of cf. Cryptocotyle lingua Signs of mechanical damage (e.g., net wounds)
Sample.No 10 : Signs of mechanical damage (e.g., net wounds)
Sample.No 11 : Skin with metacercariae of cf. Cryptocotyle lingua Signs of mechanical damage (e.g., net wounds)
Sample.No 12 : Skin with metacercariae of cf. Cryptocotyle lingua Signs of mechanical damage (e.g., net wounds)
Sample.No 13 : Signs of mechanical damage (e.g., net wounds)
Sample.No 14 : Skin with metacercariae of cf. Cryptocotyle lingua Signs of mechanical damage (e.g., net wounds)
Sample.No 15 : Skin with metacercariae of cf. Cryptocotyle lingua Signs of mechanical damage (e.g., net wounds)
Sample.No 16 : Skin with metacercariae of cf. Cryptocotyle lingua Signs of mechanical damage (e.g., net wounds)
Sample.No 17 : Skin with metacercariae of cf. Cryptocotyle lingua Signs of mechanical damage (e.g., net wounds)
Sample.No 18 : Skin with metacercariae of cf. Cryptocotyle lingua
Sample.No 19 : Skin with metacercariae of cf. Cryptocotyle lingua
Sample.No 21 : Skin with metacercariae of cf. Cryptocotyle lingua Signs of mechanical damage (e.g., net wounds)
Sample.No 22 : Skin with metacercariae of cf. Cryptocotyle lingua Signs of mechanical damage (e.g., net wounds)
Sample.No 23 : Skin with metacercariae of cf. Cryptocotyle lingua Signs of mechanical damage (e.g., net wounds)
Sample.No 24 : Skin with metacercariae of cf. Cryptocotyle lingua
Sample.No 25 : Skin with metacercariae of cf. Cryptocotyle lingua Signs of mechanical damage (e.g., net wounds)

184

Species : GADU MOR, Gadus morhua, GB: Cod, N: Torsk.
Sample.area: J26 Oslofjorden, Tissue : MUSCLE.
Locality : 36B Færder, Latitude: 59°02.00N, Longitude: 10°27.00E.
Catch,date : 1994-0101, Count: 25, Sample type: Bulked.

. Analytical Lab. =>						NIVA	NIVA	NIVA	NIVA	NIVA	NIVA	NIVA	NIVA	NIVA	NIVA	Σ(*)	Σ(*)	NIVA	NIVA	Σ(*)	NIVA	NIVA	Σ(*)	NIVA	NIVA
. Analysis Code. =>						341	341	341	341	341	341	341	341	341	341	!	!	341	341	!	341	341	!	341	341
Detection Limit =>						0.10	0.10	0.10	0.10	0.10	0.10	0.10	0.10	0.10	0.10	!	!	0.10	0.10	!	0.10	0.10	!	0.10	0.10
Samp/ Repl. no.	Sex F/M	Age year	Wght g	Lngt mm	Dry %	Fat %	CB28 ppb w.wt	CB52 ppb w.wt	CB101 ppb w.wt	CB105 ppb w.wt	CB118 ppb w.wt	CB138 ppb w.wt	CB153 ppb w.wt	CB156 ppb w.wt	CB180 ppb w.wt	CB209 ppb w.wt	CB_Σ7 ppb w.wt	CB_ΣΣ ppb w.wt	DDEPP ppb w.wt	TDEPP ppb w.wt	DD_Σn ppb w.wt	HCHA ppb w.wt	HCHG ppb w.wt	HC_Σn ppb w.wt	HCB ppb w.wt	QCB ppb w.wt
26/ 1	F	3.0	715.5	438.0	19.70	0.38	0.10	0.20	0.60	1.00	2.10	2.00	2.90	0.20	0.60	<0.10	8.5	<9.8	1.00	0.10	1.10	<0.10	0.10	<0.20	0.10	<0.10
27/ 1	F	3.0	1188.1	501.0	19.10	0.32	<0.10	0.10	0.30	0.40	0.80	1.10	1.70	0.10	0.30	<0.10	<4.4	<4.9	0.70	0.10	0.80	<0.10	0.10	<0.20	0.10	<0.10
28/ 1	X	3.0	1365.8	521.0	19.90	0.26	<0.10	0.10	0.30	0.30	0.70	1.00	1.30	0.10	0.20	<0.10	<3.7	<4.1	0.50	0.10	0.60	<0.10	0.10	<0.20	0.10	<0.10
29/ 1	X	4.0	1627.5	541.0	21.40	0.29	<0.10	0.10	0.20	0.20	0.40	0.40	0.50	<0.10	0.10	<0.10	<1.8	<2.0	0.20	<0.10	<0.30	<0.10	0.10	<0.20	0.10	0.10
30/ 1	X	5.0	2877.3	660.0	20.50	0.26	<0.10	<0.10	0.10	0.10	0.30	0.50	0.70	0.10	0.10	<0.10	<1.8	<2.0	0.40	<0.10	<0.50	<0.10	0.10	<0.20	0.10	<0.10
Mean		3.6	1554.8	532.2	20.12	0.30	<<0.10	<0.12	0.30	0.40	0.86	1.00	1.42	<0.12	0.26	<<0.10	<<4.0	<<4.6	0.56	<<0.10	<<0.66	<<0.10	0.10	<<0.20	0.10	<<0.10
Minim.		3.0	715.5	438.0	19.10	0.26	<0.10	<0.10	0.10	0.10	0.30	0.40	0.50	<0.10	0.10	<0.10	<1.8	<2.0	0.20	<0.10	<0.30	<0.10	0.10	<0.20	0.10	<0.10
Maxim.		5.0	2877.3	660.0	21.40	0.38	0.10	0.20	0.60	1.00	2.10	2.00	2.90	0.20	0.60	<0.10	8.5	<9.8	1.00	0.10	1.10	<0.10	0.10	<0.20	0.10	<0.10
St.dev		0.9	810.7	81.2	0.87	0.05	~0.00	0.04	0.19	0.35	0.72	0.64	0.95	~0.04	0.21	~0.00	~2.7	~3.2	0.30	~0.00	~0.30	~0.00	0.00	~0.00	0.00	~0.00
Count		5	5	5	5	5	5	5	5	5	5	5	5	5	5	5	5	5	5	5	5	5	5	5	5	5

Tab.width cont'd GADU MOR, MU, J26, 36B Færder, 1994-0101.

. Analytical Lab. =>					NIVA
. Analysis Code. =>					341
Detection Limit =>					0.10
Samp/ Repl. no.	Sex F/M	Age year	Wght g	Lngt mm	OCS ppb w.wt
26/ 1	F	3.0	715.5	438.0	<0.10
27/ 1	F	3.0	1188.1	501.0	<0.10
28/ 1	X	3.0	1365.8	521.0	<0.10
29/ 1	X	4.0	1627.5	541.0	<0.10
30/ 1	X	5.0	2877.3	660.0	<0.10
Mean		3.6	1554.8	532.2	<<0.10
Minim.		3.0	715.5	438.0	<0.10
Maxim.		5.0	2877.3	660.0	<0.10
St.dev		0.9	810.7	81.2	~0.00
Count		5	5	5	5

Sample.No 26 : Bulk of NIVA nos.:1,2,3,4,5 Skin with metacercariae of cf. Cryptocotyle lingua Muscle with signs of inner bleeding Signs of mechanical damage (e.g., net wounds)
Sample.No 27 : Bulk of NIVA nos.:6,7,8,9,10 Skin with metacercariae of cf. Cryptocotyle lingua Signs of mechanical damage (e.g., net wounds)
Sample.No 28 : Bulk of NIVA nos.:11,12,13,14,15 Skin with metacercariae of cf. Cryptocotyle lingua Signs of mechanical damage (e.g., net wounds)
Sample.No 29 : Bulk of NIVA nos.:16,17,18,19,20 Skin with metacercariae of cf. Cryptocotyle lingua Signs of mechanical damage (e.g., net wounds)
Sample.No 30 : Bulk of NIVA nos.:21,22,23,24,25 Skin with metacercariae of cf. Cryptocotyle lingua Signs of mechanical damage (e.g., net wounds)

Species : **GADU MOR**, Gadus morhua, GB: Cod, N: Torsk.
Sample.area: **J26 Oslofjorden**, Tissue : **MUSCLE.**
Locality : **36B Færder**, Latitude: 59°02.00N, Longitude: 10°27.00E.
Catch,date : **1994-1220**, Count: 25, Sample type: **Individual.**

. Analytical Lab. =>							NIVA
. Analysis Code. =>							310
Detection Limit =>							0.005
Samp/ Repl. no.	Sex F/M	Age year	Wght g	Lngt mm	Dry %	Fat %	Hg ppm w.wt
01/ 1	F	2.0	560.0	370.0	19.40	.	0.028
02/ 1		2.0	625.4	370.0	22.10	.	0.037
03/ 1		2.0	688.2	420.0	20.70	.	0.039
04/ 1	M	3.0	910.5	460.0	17.70	.	0.072
05/ 1	F	3.0	1315.6	490.0	19.60	.	0.053
06/ 1	F	3.0	1280.3	500.0	20.30	.	0.067
07/ 1		3.0	1432.2	510.0	20.00	.	0.035
08/ 1	F	3.0	1310.4	520.0	19.20	.	0.067
09/ 1	F	3.0	1603.4	530.0	19.40	.	0.062
10/ 1	F	3.0	1671.0	540.0	20.50	.	0.056
11/ 1	F	3.0	1616.0	540.0	19.30	.	0.054
12/ 1	F	3.0	1718.6	540.0	20.40	.	0.049
13/ 1	F	3.0	1450.1	550.0	19.60	.	0.039
14/ 1	F	4.0	1834.3	550.0	20.20	.	0.048
15/ 1	F	3.0	1774.9	550.0	18.80	.	0.043
16/ 1	F	3.0	1861.9	550.0	20.80	.	0.057
17/ 1	F	3.0	2040.0	560.0	19.00	.	0.044
18/ 1	F	3.0	1622.4	570.0	19.60	.	0.066
19/ 1	M	3.0	1951.6	580.0	20.60	.	0.057
20/ 1	F	4.0	2006.9	600.0	18.10	.	0.103
21/ 1	F	4.0	2122.6	600.0	19.70	.	0.063
22/ 1	F	4.0	2235.4	600.0	20.20	.	0.065
23/ 1	M	4.0	2244.5	610.0	20.20	.	0.071
24/ 1	M	4.0	2388.9	620.0	19.60	.	0.055
25/ 1	F	4.0	2473.0	630.0	20.60	.	0.072
Mean		3.2	1629.5	534.4	19.82	.	0.056
Minim.		2.0	560.0	370.0	17.70	.	0.028
Maxim.		4.0	2473.0	630.0	22.10	.	0.103
St.dev		0.6	531.0	69.8	0.91	.	0.016
Count		25	25	25	25	.	25

Sample.No 01 : Skin with metacercariae of cf. Cryptocotyle lingua
Sample.No 02 : Skin with metacercariae of cf. Cryptocotyle lingua
Sample.No 03 : Skin with metacercariae of cf. Cryptocotyle lingua
Sample.No 04 : Skin with metacercariae of cf. Cryptocotyle lingua
Sample.No 05 : Skin with red film and/or uneven pigmentations
Sample.No 06 : Skin with red film and/or uneven pigmentations
Sample.No 07 : Skin with red film and/or uneven pigmentations
Sample.No 08 : Skin with metacercariae of cf. Cryptocotyle lingua
Sample.No 09 : Skin with red film and/or uneven pigmentations Muscle with signs of inner bleeding
Sample.No 12 : Skin with red film and/or uneven pigmentations
Sample.No 13 : Signs of mechanical damage (e.g., net wounds)
Sample.No 16 : Skin with metacercariae of cf. Cryptocotyle lingua Muscle with signs of inner bleeding
Sample.No 17 : Skin with metacercariae of cf. Cryptocotyle lingua Skin with red film and/or uneven pigmentations
Sample.No 18 : Skin with metacercariae of cf. Cryptocotyle lingua
Sample.No 19 : Muscle with signs of inner bleeding
Sample.No 20 : Skin with red film and/or uneven pigmentations
Sample.No 21 : Muscle with signs of inner bleeding
Sample.No 22 : Muscle with signs of inner bleeding Skin with red film and/or uneven pigmentations
Sample.No 23 : Muscle with signs of inner bleeding Skin with metacercariae of cf. Cryptocotyle lingua
Sample.No 24 : Skin with metacercariae of cf. Cryptocotyle lingua
Sample.No 25 : Muscle with signs of inner bleeding

186

Species : GADU MOR, Gadus morhua, GB: Cod, N: Torsk.
Sample.area: J26 Oslofjorden, Tissue : MUSCLE.
Locality : 36B Færder, Latitude: 59°02.00N, Longitude: 10°27.00E.
Catch,date : 1994-1220, Count: 25, Sample type: Bulked.

. Analytical Lab. =>					NIVA	NIVA	NIVA	NIVA	NIVA	NIVA	NIVA	NIVA	NIVA	NIVA	Σ(*)	Σ(*)	NIVA	NIVA	Σ(*)	NIVA	NIVA	Σ(*)	NIVA	NIVA
. Analysis Code. =>					341	341	341	341	341	341	341	341	341	341	!	!	341	341	!	341	341	!	341	341
____ Detection Limit =>					0.05	0.05	0.05	0.05	0.05	0.05	0.05	0.05	0.05	0.05	!	!	0.10	0.05	!	0.05	0.05	!	0.05	0.05
Samp/ Repl. no.	Sex F/M	Age year	Wght g	Lngt mm	Dry %	Fat %	CB28 ppb w.wt	CB52 ppb w.wt	CB101 ppb w.wt	CB105 ppb w.wt	CB118 ppb w.wt	CB138 ppb w.wt	CB153 ppb w.wt	CB156 ppb w.wt	CB180 ppb w.wt	CB209 ppb w.wt	CB_Σ7 ppb w.wt	CB_ΣΣ ppb w.wt	DDEPP ppb w.wt	TDEPP ppb w.wt	DD_Σn ppb w.wt	HCHA ppb w.wt	HCHG ppb w.wt	HC_Σn ppb w.wt	HCB ppb w.wt	QCB ppb w.wt
26/ 1	X	2.0	819.9	422.0	.	0.10	0.03	0.04	0.05	0.06	0.11	0.07	0.08	<0.03	<0.03	<0.03	<0.4	<0.5	0.04	<0.03	<0.07	0.04	0.07	0.11	0.03	<0.03
27/ 1	F	3.0	1459.5	520.0	.	0.11	<0.03	0.03	0.08	0.08	0.20	0.32	0.36	0.03	0.05	<0.03	<1.1	<1.2	0.21	0.04	0.25	0.04	0.08	0.12	0.04	<0.03
28/ 1	F	3.0	1678.8	546.0	.	0.12	<0.03	<0.03	0.03	0.03	0.06	0.07	0.09	<0.03	<0.03	<0.03	<0.3	<0.3	0.06	<0.03	<0.09	0.03	0.08	0.11	0.04	<0.03
29/ 1	X	3.0	1896.6	572.0	.	0.14	<0.03	0.04	0.05	0.06	0.12	0.11	0.15	<0.03	0.04	<0.03	<0.5	<0.6	0.09	<0.03	<0.12	0.03	0.07	0.10	0.04	<0.03
30/ 1	X	4.0	2292.9	612.0	.	0.14	<0.03	0.04	0.08	0.06	0.12	0.14	0.17	<0.03	0.03	<0.03	<0.6	<0.7	0.16	0.04	0.20	0.03	0.08	0.11	0.05	<0.03
Mean		3.0	1629.5	534.4	.	0.12	<<0.03	<0.04	0.06	0.06	0.12	0.14	0.17	<<0.03	<<0.04	<<0.03	<<0.6	<<0.6	0.11	<<0.03	<<0.15	0.03	0.08	0.11	0.04	<<0.03
Minim.		2.0	819.9	422.0	.	0.10	<0.03	<0.03	0.03	0.03	0.06	0.07	0.08	<0.03	<0.03	<0.03	<0.3	<0.3	0.04	<0.03	<0.07	0.03	0.07	0.10	0.03	<0.03
Maxim.		4.0	2292.9	612.0	.	0.14	0.03	0.04	0.08	0.08	0.20	0.32	0.36	<0.03	0.05	<0.03	<1.1	<1.2	0.21	0.04	0.25	0.04	0.08	0.12	0.05	<0.03
St.dev		0.7	547.3	71.4	.	0.02	~0.00	~0.01	0.02	0.02	0.05	0.10	0.11	~0.00	~0.01	~0.00	~0.3	~0.3	0.07	~0.01	~0.08	0.01	0.01	0.01	0.01	~0.00
Count		5	5	5	.	5	5	5	5	5	5	5	5	5	5	5	5	5	5	5	5	5	5	5	5	5

Tab.width cont'd GADU MOR, MU, J26, 36B Færder, 1994-1220.

. Analytical Lab. =>				NIVA
. Analysis Code. =>				341
____ Detection Limit =>				0.05
Samp/ Repl. no.	Sex F/M	Age year	Wght g	Lngt mm	OCS ppb w.wt
26/ 1	X	2.0	819.9	422.0	<0.03
27/ 1	F	3.0	1459.5	520.0	<0.03
28/ 1	F	3.0	1678.8	546.0	<0.03
29/ 1	X	3.0	1896.6	572.0	<0.03
30/ 1	X	4.0	2292.9	612.0	<0.03
Mean		3.0	1629.5	534.4	<<0.03
Minim.		2.0	819.9	422.0	<0.03
Maxim.		4.0	2292.9	612.0	<0.03
St.dev		0.7	547.3	71.4	~0.00
Count		5	5	5	5

187

Species : GADU MOR, Gadus morhua, GB: Cod, N: Torsk.
Sample.area: J26 Oslofjorden, Tissue : MUSCLE.
Locality : 36B Færder, Latitude: 59°02.00N, Longitude: 10°27.00E.
Catch,date : 1995-1215, Count: 25, Sample type: Individual.

Samp/ Repl. no.	Sex F/M	Age year	Wght g	Lngt mm	Mean Weight g	Dry %	Fat %	Hg ppm w.wt
.		Analytical Lab. =>						NIVA
.		Analysis Code. =>						310
		Detection Limit =>						0.005
01/ 1		3.0	465.5	370.0	53.3	18.60	.	0.070
02/ 1		3.0	555.8	380.0	55.6	17.60	.	0.068
03/ 1	F	3.0	566.1	390.0	52.7	17.60	.	0.059
04/ 1		3.0	639.1	400.0	52.5	18.10	.	0.081
05/ 1		3.0	764.6	415.0	52.5	18.30	.	0.072
06/ 1	M	3.0	709.4	420.0	54.2	19.70	.	0.068
07/ 1	M	3.0	690.1	425.0	54.6	16.50	.	0.047
08/ 1	M	4.0	899.7	455.0	52.3	17.60	.	0.159
09/ 1	M	4.0	943.0	470.0	52.6	19.20	.	0.173
10/ 1	F	3.0	1046.3	490.0	53.3	20.70	.	0.080
11/ 1	M	3.0	1176.6	495.0	57.3	18.30	.	0.088
12/ 1	M	4.0	1279.6	500.0	55.7	19.00	.	0.105
13/ 1	M	4.0	1417.2	505.0	53.7	19.80	.	0.085
14/ 1	M	3.0	1168.3	510.0	53.2	18.40	.	0.045
15/ 1	M	5.0	1593.8	510.0	52.5	17.10	.	0.140
16/ 1	M	5.0	1436.5	525.0	52.4	19.90	.	0.130
17/ 1	F	3.0	1556.1	535.0	53.6	19.50	.	0.073
18/ 1	F	4.0	1390.9	535.0	52.8	17.60	.	0.104
19/ 1	M	4.0	1624.6	540.0	56.1	21.20	.	0.120
20/ 1	F	3.0	1561.8	560.0	59.1	20.00	.	0.052
21/ 1	M	4.0	1805.6	590.0	55.0	17.90	.	0.079
22/ 1	F	4.0	1838.0	600.0	52.3	17.80	.	0.070
23/ 1	M	5.0	2032.6	610.0	56.7	18.30	.	0.235
24/ 1		4.0	3393.4	700.0	55.9	19.80	.	0.086
25/ 1	M	6.0	4000.0	710.0	53.2	17.90	.	0.216
Mean		3.7	1382.2	505.6	54.1	18.66	.	0.100
Minim.		3.0	465.5	370.0	52.3	16.50	.	0.045
Maxim.		6.0	4000.0	710.0	59.1	21.20	.	0.235
St.dev		0.8	830.9	90.8	1.8	1.17	.	0.050
Count		25	25	25	25	25	.	25

Sample.No 01 : Skin with metacercariae of cf. Cryptocotyle lingua Muscle with signs of inner bleeding
Sample.No 02 : Skin with metacercariae of cf. Cryptocotyle lingua Muscle with signs of inner bleeding
Sample.No 03 : Liver and/or intestinal guts with larvae of Anisakis simplex Muscle with signs of inner bleeding
Sample.No 04 : Muscle with signs of inner bleeding
Sample.No 05 : Muscle with signs of inner bleeding
Sample.No 06 : Skin with metacercariae of cf. Cryptocotyle lingua Muscle with signs of inner bleeding
Sample.No 07 : Skin with metacercariae of cf. Cryptocotyle lingua Muscle with signs of inner bleeding Liver with signs of bleeding
Sample.No 08 : Muscle with signs of inner bleeding
Sample.No 09 : Skin with metacercariae of cf. Cryptocotyle lingua Muscle with signs of inner bleeding Liver with signs of bleeding
Sample.No 10 : Skin with red film and/or uneven pigmentations
Sample.No 11 : Muscle with signs of inner bleeding
Sample.No 12 : Muscle with signs of inner bleeding
Sample.No 13 : Skin with metacercariae of cf. Cryptocotyle lingua Muscle with signs of inner bleeding
Sample.No 14 : Muscle with signs of inner bleeding Liver with necrotic areas and/or discolouration
Sample.No 15 : Skin with metacercariae of cf. Cryptocotyle lingua Muscle with signs of inner bleeding
Sample.No 16 : Skin with metacercariae of cf. Cryptocotyle lingua Muscle with signs of inner bleeding
Sample.No 17 : Skin with red film and/or uneven pigmentations
Sample.No 18 : Skin with metacercariae of cf. Cryptocotyle lingua Muscle with signs of inner bleeding
Sample.No 20 : Skin with metacercariae of cf. Cryptocotyle lingua Muscle with signs of inner bleeding
Sample.No 21 : Skin with metacercariae of cf. Cryptocotyle lingua Muscle with signs of inner bleeding Skin with red film and/or uneven pigmentations
Sample.No 22 : Muscle with signs of inner bleeding Skin with red film and/or uneven pigmentations
Sample.No 23 : Skin with metacercariae of cf. Cryptocotyle lingua Muscle with signs of inner bleeding
Sample.No 24 : Muscle with signs of inner bleeding Skin with red film and/or uneven pigmentations
Sample.No 25 : Skin with metacercariae of cf. Cryptocotyle lingua Muscle with signs of inner bleeding

188

Species : GADU MOR, Gadus morhua, GB: Cod, N: Torsk.
Sample.area: J26 Oslofjorden, Tissue : MUSCLE.
Locality : 36B Færder, Latitude: 59°02.00N, Longitude: 10°27.00E.
Catch,date : 1995-1215, Count: 25, Sample type: Bulked.

. Analytical Lab. ⇒						NIVA	NIVA	NIVA	NIVA	NIVA	NIVA	NIVA	NIVA	NIVA	NIVA	Σ(*)	Σ(*)	NIVA	NIVA	Σ(*)	NIVA	NIVA	Σ(*)	NIVA	NIVA
. Analysis Code. ⇒						341	341	341	341	341	341	341	341	341	341	!	!	341	341	!	341	341	!	341	341
____ Detection Limit ⇒						0.05	0.05	0.05	0.05	0.05	0.05	0.05	0.05	0.05	0.05	!	!	0.10	0.05	!	0.05	0.05	!	0.05	0.05
Samp/ Repl. no.	Sex F/M	Age year	Wght g	Lngt mm	Dry %	Fat %	CB28 ppb w.wt	CB52 ppb w.wt	CB101 ppb w.wt	CB105 ppb w.wt	CB118 ppb w.wt	CB138 ppb w.wt	CB153 ppb w.wt	CB156 ppb w.wt	CB180 ppb w.wt	CB209 ppb w.wt	CB_Σ7 ppb w.wt	CB_ΣΣ ppb w.wt	DDEPP ppb w.wt	TDEPP ppb w.wt	DD_Σn ppb w.wt	HCHA ppb w.wt	HCHG ppb w.wt	HC_Σn ppb w.wt	HCB ppb w.wt	QCB ppb w.wt
26/ 1	F	3.0	598.2	391.0	18.00	0.30	0.07	0.24	1.00	1.31	3.32	5.03	6.15	0.47	1.04	0.09	16.9	18.7	1.37	0.15	1.52	<0.03	0.17	<0.20	0.05	<0.03
27/ 1	X	3.0	857.7	452.0	18.70	0.31	0.07	0.24	1.09	1.61	4.25	7.21	8.88	0.69	1.95	3.58	23.7	29.6	1.11	0.13	1.24	<0.03	0.25	<0.28	0.04	<0.03
28/ 1	M	4.0	1327.1	504.0	18.50	0.32	0.06	0.21	0.71	0.82	1.89	2.91	3.45	0.34	0.63	0.11	9.9	11.1	0.74	0.09	0.83	<0.03	0.16	<0.19	0.05	<0.03
29/ 1	X	4.0	1512.0	539.0	19.60	0.29	0.06	0.24	1.06	0.91	2.23	3.22	3.63	0.35	0.66	0.04	11.1	12.4	0.74	0.11	0.85	<0.03	0.19	<0.22	0.05	<0.03
30/ 1	X	5.0	2613.9	642.0	18.30	0.26	0.06	0.22	1.21	1.19	3.16	4.56	5.42	0.48	1.01	0.07	15.6	17.4	0.93	0.10	1.03	<0.03	0.22	<0.25	0.06	<0.03
Mean		3.8	1381.8	505.6	18.62	0.30	0.06	0.23	1.01	1.17	2.97	4.59	5.51	0.47	1.06	0.78	15.4	17.8	0.98	0.12	1.09	<<0.03	0.20	<<0.23	0.05	<<0.03
Minim.		3.0	598.2	391.0	18.00	0.26	0.06	0.21	0.71	0.82	1.89	2.91	3.45	0.34	0.63	0.04	9.9	11.1	0.74	0.09	0.83	<0.03	0.16	<0.19	0.04	<0.03
Maxim.		5.0	2613.9	642.0	19.60	0.32	0.07	0.24	1.21	1.61	4.25	7.21	8.88	0.69	1.95	3.58	23.7	29.6	1.37	0.15	1.52	<0.03	0.25	<0.28	0.06	<0.03
St.dev		0.8	778.9	94.5	0.61	0.02	0.01	0.01	0.19	0.32	0.94	1.71	2.21	0.14	0.53	1.57	5.5	7.3	0.27	0.02	0.29	~0.00	0.04	~0.04	0.01	~0.00
Count		5	5	5	5	5	5	5	5	5	5	5	5	5	5	5	5	5	5	5	5	5	5	5	5	5

Tab.width cont'd GADU MOR, MU, J26, 36B Færder, 1995-1215.

. Analytical Lab. ⇒					NIVA
. Analysis Code. ⇒					341
____ Detection Limit ⇒					0.05
Samp/ Repl. no.	Sex F/M	Age year	Wght g	Lngt mm	OCS ppb w.wt
26/ 1	F	3.0	598.2	391.0	<0.03
27/ 1	X	3.0	857.7	452.0	0.09
28/ 1	M	4.0	1327.1	504.0	<0.03
29/ 1	X	4.0	1512.0	539.0	<0.03
30/ 1	X	5.0	2613.9	642.0	<0.03
Mean		3.8	1381.8	505.6	<<0.04
Minim.		3.0	598.2	391.0	<0.03
Maxim.		5.0	2613.9	642.0	0.09
St.dev		0.8	778.9	94.5	~0.03
Count		5	5	5	5

Sample.No 26 : Bulk of NIVA nos.:1,2,3,4,5
Sample.No 27 : Bulk of NIVA nos.:6,7,8,9,10
Sample.No 28 : Bulk of NIVA nos.:11,12,13,14,15
Sample.No 29 : Bulk of NIVA nos.: 16,17,18,19,20
Sample.No 30 : Bulk of NIVA nos.: 21,22,23,24,25

Species : GADU MOR, Gadus morhua, GB: Cod, N: Torsk.
Sample.area: J26 Oslofjorden, Tissue : MUSCLE.
Locality : 36B Færder, Latitude: 59°02.00N, Longitude: 10°27.00E.
Catch,date : 1996-1130, Count: 25, Sample type: Individual.

. Analytical Lab. =>								NIVA
. Analysis Code. =>								310
Detection Limit =>								0.005
Samp/ Repl. no.	Sex F/M	Age year	Wght g	Lngt mm	Mean Weight g	Dry %	Fat %	Hg ppm w.wt
01/ 1	F	3.0	440.0	370.0	54.6	19.00	.	0.069
02/ 1	M	3.5	456.0	380.0	56.7	20.40	.	0.090
03/ 1	F	3.0	481.0	385.0	55.5	19.00	.	0.058
04/ 1	M	4.0	594.0	430.0	53.2	19.90	.	0.064
05/ 1	M	3.5	761.0	440.0	52.7	19.10	.	0.063
06/ 1	F	3.0	743.0	440.0	53.9	18.90	.	0.106
07/ 1	F	3.5	725.0	440.0	54.3	19.70	.	0.072
08/ 1	M	3.0	674.0	450.0	54.0	20.60	.	0.065
09/ 1	M	4.0	745.0	455.0	53.3	18.60	.	0.068
10/ 1	F	4.0	764.0	460.0	54.5	20.00	.	0.085
11/ 1	M	4.0	1033.0	470.0	52.2	19.50	.	0.048
12/ 1	M	4.0	1108.0	470.0	52.8	19.80	.	0.060
13/ 1	M	5.0	1143.0	490.0	52.6	18.90	.	0.051
14/ 1	F	5.0	1212.0	490.0	53.1	19.70	.	0.053
15/ 1	F	4.0	1250.0	490.0	52.2	18.80	.	0.058
16/ 1	F	5.0	1182.0	500.0	53.3	19.20	.	0.070
17/ 1	M	4.0	1332.0	500.0	52.2	18.70	.	0.056
18/ 1	F	4.0	1155.0	500.0	52.2	19.60	.	0.047
19/ 1	M	4.0	1297.0	510.0	54.2	19.40	.	0.040
20/ 1	F	4.0	1338.0	510.0	52.8	17.50	.	0.076
21/ 1	F	4.0	1394.0	530.0	52.7	19.10	.	0.069
22/ 1	M	4.0	1906.0	575.0	54.7	17.50	.	0.076
23/ 1	F	5.0	1932.0	595.0	53.8	19.40	.	0.083
24/ 1	M	5.0	2442.0	610.0	56.0	17.60	.	0.114
25/ 1	F	5.0	2882.0	690.0	52.4	15.80	.	0.083
Mean		4.0	1159.6	487.2	53.6	19.03	.	0.069
Minim.		3.0	440.0	370.0	52.2	15.80	.	0.040
Maxim.		5.0	2882.0	690.0	56.7	20.60	.	0.114
St.dev		0.7	605.9	73.1	1.2	1.04	.	0.018
Count		25	25	25	25	25	.	25

190

Sample.No 01 : Skin with metacercariae of cf. Cryptocotyle lingua Muscle with signs of inner bleeding
Sample.No 02 : Skin with metacercariae of cf. Cryptocotyle lingua
Sample.No 03 : Skin with metacercariae of cf. Cryptocotyle lingua
Sample.No 04 : Skin with metacercariae of cf. Cryptocotyle lingua
Sample.No 05 : Skin with metacercariae of cf. Cryptocotyle lingua Muscle with signs of inner bleeding
Sample.No 06 : Skin with metacercariae of cf. Cryptocotyle lingua Muscle with signs of inner bleeding
Sample.No 07 : Skin with metacercariae of cf. Cryptocotyle lingua
Sample.No 08 : Skin with metacercariae of cf. Cryptocotyle lingua
Sample.No 09 : Muscle with signs of inner bleeding
Sample.No 10 : Skin with metacercariae of cf. Cryptocotyle lingua
Sample.No 11 : Muscle with signs of inner bleeding Skin with red film and/or uneven pigmentations
Sample.No 12 : Muscle with signs of inner bleeding Skin with red film and/or uneven pigmentations
Sample.No 13 : Muscle with signs of inner bleeding Skin with metacercariae of cf. Cryptocotyle lingua
Sample.No 14 : Muscle with signs of inner bleeding Skin with red film and/or uneven pigmentations
Sample.No 15 : Muscle with signs of inner bleeding Skin with red film and/or uneven pigmentations
Sample.No 16 : Muscle with signs of inner bleeding Skin with red film and/or uneven pigmentations
Sample.No 17 : Muscle with signs of inner bleeding
Sample.No 18 : Muscle with signs of inner bleeding Liver and/or intestinal guts with larvae of Anisakis simplex Skin with red film and/or uneven pigmentations
Sample.No 19 : Muscle with signs of inner bleeding Skin with red film and/or uneven pigmentations
Sample.No 20 : Muscle with signs of inner bleeding Skin with red film and/or uneven pigmentations
Sample.No 21 : Muscle with signs of inner bleeding Skin with red film and/or uneven pigmentations
Sample.No 22 : Muscle with signs of inner bleeding Liver and/or intestinal guts with larvae of Anisakis simplex Skin with red film and/or uneven pigmentations
Sample.No 23 : Skin with metacercariae of cf. Cryptocotyle lingua Muscle with signs of inner bleeding Skin with red film and/or uneven pigmentations
Sample.No 24 : Skin with metacercariae of cf. Cryptocotyle lingua Muscle with signs of inner bleeding Liver and/or intestinal guts with larvae of Anisakis simplex Skin with red film and/or uneven pigmentations
Sample.No 25 : Muscle with signs of inner bleeding Liver and/or intestinal guts with larvae of Anisakis simplex Skin with red film and/or uneven pigmentations

Species : GADU MOR, Gadus morhua, GB: Cod, N: Torsk.
Sample.area: J26 Oslofjorden, Tissue : MUSCLE.
Locality : 36B Færder, Latitude: 59°02.00N, Longitude: 10°27.00E.
Catch,date : 1996-1130, Count: 25, Sample type: Bulked.

. Analytical Lab. =>																								
. Analysis Code. =>					NIVA	NIVA	NIVA	NIVA	NIVA	NIVA	NIVA	NIVA	NIVA	NIVA	Σ(*)	Σ(*)	NIVA	NIVA	Σ(*)	NIVA	NIVA	Σ(*)	NIVA
Detection Limit =>					341	341	341	341	341	341	341	341	341	341	!	!	341	341	!	341	341	!	341
					0.05	0.05	0.05	0.05	0.05	0.05	0.05	0.05	0.05	0.05	!	!	0.10	0.05	!	0.05	0.05	!	0.05
Samp/ Repl. no.	Sex F/M	Age year	Wght g	Lngt mm	Mean Weight g	Dry %	Fat %	CB28 ppb w.wt	CB52 ppb w.wt	CB101 ppb w.wt	CB105 ppb w.wt	CB118 ppb w.wt	CB138 ppb w.wt	CB153 ppb w.wt	CB156 ppb w.wt	CB180 ppb w.wt	CB209 ppb w.wt	CB_Σ7 ppb w.wt	CB_ΣΣ ppb w.wt	DDEPP ppb w.wt	TDEPP ppb w.wt	DD_Σn ppb w.wt	HCHA ppb w.wt	HCHG ppb w.wt	HC_Σn ppb w.wt	HCB ppb w.wt
26/ 1	X	3.4	546.4	401.0	54.5	.	0.24	0.15	0.58	1.18	1.04	1.89	1.82	2.04	0.21	0.33	<0.03	8.0	<9.3	0.58	0.18	0.76	<0.03	0.06	<0.09	0.05
27/ 1	X	3.5	730.2	449.0	54.0	.	0.31	0.13	0.50	1.57	1.23	2.56	2.97	3.50	0.34	0.61	0.03	11.8	13.4	1.10	0.21	1.31	<0.03	0.08	<0.11	0.05
28/ 1	X	4.4	1149.2	482.0	52.6	.	0.27	0.04	0.13	0.44	0.40	0.84	1.05	1.37	0.12	0.27	<0.03	4.1	<4.7	0.39	0.05	0.44	0.03	0.09	0.12	0.06
29/ 1	X	4.2	1260.4	504.0	52.9	.	0.30	<0.03	0.04	0.08	0.08	0.15	0.18	0.28	<0.03	0.06	<0.03	<0.8	<0.9	0.13	0.04	0.17	0.03	0.15	0.18	0.06
30/ 1	X	4.6	2111.2	600.0	53.9	.	0.28	0.03	0.10	0.25	0.23	0.46	0.65	0.92	0.08	0.21	<0.03	2.6	<3.0	0.61	0.11	0.72	0.03	0.14	0.17	0.09
Mean		4.0	1159.5	487.2	53.6	.	0.28	<0.08	0.27	0.70	0.60	1.18	1.33	1.62	<0.16	0.30	<<0.03	<5.5	<<6.3	0.56	0.12	0.68	<<0.03	0.10	<<0.13	0.06
Minim.		3.4	546.4	401.0	52.6	.	0.24	<0.03	0.04	0.08	0.08	0.15	0.18	0.28	<0.03	0.06	<0.03	<0.8	<0.9	0.13	0.04	0.17	<0.03	0.06	<0.09	0.05
Maxim.		4.6	2111.2	600.0	54.5	.	0.31	0.15	0.58	1.57	1.23	2.56	2.97	3.50	0.34	0.61	<0.03	11.8	13.4	1.10	0.21	1.31	0.03	0.15	0.18	0.09
St.dev		0.5	607.5	74.0	0.8	.	0.03	~0.06	0.25	0.64	0.51	1.01	1.09	1.23	~0.12	0.20	~0.00	~4.4	~5.1	0.36	0.08	0.43	~0.00	0.04	~0.04	0.02
Count		5	5	5	5	.	5	5	5	5	5	5	5	5	5	5	5	5	5	5	5	5	5	5	5	5

Tab.width cont'd GADU MOR, MU, J26, 36B Færder, 1996-1130.

. Analytical Lab. =>					NIVA	NIVA
. Analysis Code. =>					341	341
Detection Limit =>					0.05	0.05
Samp/ Repl. no.	Sex F/M	Age year	Wght g	Lngt mm	QCB ppb w.wt	OCS ppb w.wt
26/ 1	X	3.4	546.4	401.0	<0.03	<0.03
27/ 1	X	3.5	730.2	449.0	<0.03	<0.03
28/ 1	X	4.4	1149.2	482.0	<0.03	<0.03
29/ 1	X	4.2	1260.4	504.0	<0.03	<0.03
30/ 1	X	4.6	2111.2	600.0	<0.03	<0.03
Mean		4.0	1159.5	487.2	<<0.03	<<0.03
Minim.		3.4	546.4	401.0	<0.03	<0.03
Maxim.		4.6	2111.2	600.0	<0.03	<0.03
St.dev		0.5	607.5	74.0	~0.00	~0.00
Count		5	5	5	5	5

Sample.No 26 : Bulk of NIVA nos.:1,2,3,4,6
Sample.No 27 : Bulk of NIVA nos.:7,8,9,5,10
Sample.No 28 : Bulk of NIVA nos.:11,12,13,14,15
Sample.No 29 : Bulk of NIVA nos.:16,17,18,19,20
Sample.No 30 : Bulk of NIVA nos.:21,22,23,24,25

192

Species : **GADU MOR**, Gadus morhua, GB: Cod, N: Torsk.
Sample.area: **J26 Oslofjorden**, Tissue : **MUSCLE.**
Locality : **36B Færder**, Latitude: 59°02.00N, Longitude: 10°32.00E.
Catch,date : **1997-1012**, Count: 25, Sample type: **Individual.**

. Analytical Lab. =>								NIVA
. Analysis Code. =>								310
Detection Limit =>								0.005
Samp/ Repl. no.	Sex F/M	Age year	Wght g	Lngt mm	Mean Weight g	Dry %	Fat %	Hg ppm w.wt
01/ 1	M	4.0	518.0	400.0	57.9	19.10	.	0.052
02/ 1	F	4.0	676.1	425.0	55.7	20.70	.	0.053
03/ 1	M	6.0	1390.0	505.0	50.6	19.20	.	0.060
04/ 1	M	6.0	1288.4	530.0	56.0	18.20	.	0.107
05/ 1	M	6.0	1212.0	530.0	49.9	18.10	.	0.078
06/ 1	M	7.0	1332.5	555.0	54.1	17.60	.	0.115
07/ 1	F	6.0	1325.0	555.0	54.1	18.40	.	0.087
08/ 1	F	7.0	1517.5	560.0	54.7	17.70	.	0.143
09/ 1	F	6.0	2172.4	570.0	55.6	20.10	.	0.090
10/ 1	F	6.0	997.1	570.0	55.7	17.70	.	0.090
11/ 1	F	7.0	2016.0	570.0	51.6	20.10	.	0.087
12/ 1	F	7.0	1030.9	580.0	54.8	18.50	.	0.113
13/ 1	F	6.0	1855.9	580.0	55.9	19.90	.	0.125
14/ 1	M	6.0	1993.2	595.0	55.4	18.90	.	0.089
15/ 1	F	6.0	1940.8	600.0	59.3	18.20	.	0.131
16/ 1	M	6.0	1090.5	600.0	54.8	20.20	.	0.069
17/ 1	F	7.0	1915.8	610.0	54.9	18.00	.	0.089
18/ 1	M	7.0	2091.0	620.0	57.5	18.20	.	0.204
19/ 1	M	6.0	2301.4	630.0	57.1	21.30	.	0.187
20/ 1	F	7.0	1971.0	635.0	51.1	19.00	.	0.126
21/ 1	F	7.0	2236.5	640.0	55.9	18.30	.	0.170
22/ 1	M	8.0	2862.7	705.0	59.8	20.50	.	0.257
23/ 1	M	7.0	3132.4	730.0	53.8	18.60	.	0.145
24/ 1	M	10.0	3695.2	760.0	54.3	19.20	.	0.237
25/ 1	M	10.0	3411.9	760.0	56.3	16.90	.	0.305
Mean		6.6	1839.0	592.6	55.1	18.90	.	0.128
Minim.		4.0	518.0	400.0	49.9	16.90	.	0.052
Maxim.		10.0	3695.2	760.0	59.8	21.30	.	0.305
St.dev		1.4	811.8	86.7	2.4	1.11	.	0.066
Count		25	25	25	25	25	.	25

193

Sample.No 01 : Skin with metacercariae of cf. Cryptocotyle lingua Skin and/or oral cavity with caligiform and/or Lernaeopodiform copepods Skin with ulceration, lymphocytic areas and/or lesions
Sample.No 02 : Skin with ulceration, lymphocytic areas and/or lesions Signs of mechanical damage (e.g., net wounds)
Sample.No 04 : Signs of mechanical damage (e.g., net wounds)
Sample.No 05 : Muscle with signs of inner bleeding
Sample.No 06 : Signs of mechanical damage (e.g., net wounds)
Sample.No 07 : Skin with metacercariae of cf. Cryptocotyle lingua Skin and/or oral cavity with caligiform and/or Lernaeopodiform copepods Signs of mechanical damage (e.g., net wounds)
Sample.No 08 : Signs of mechanical damage (e.g., net wounds)
Sample.No 09 : Skin with ulceration, lymphocytic areas and/or lesions Signs of mechanical damage (e.g., net wounds)
Sample.No 10 : Skin with metacercariae of cf. Cryptocotyle lingua Liver with necrotic areas and/or discolouration
Sample.No 11 : Muscle with signs of inner bleeding
Sample.No 12 : Skin with metacercariae of cf. Cryptocotyle lingua
Sample.No 14 : Skin with ulceration, lymphocytic areas and/or lesions Signs of mechanical damage (e.g., net wounds)
Sample.No 15 : Bacterial fin rot
Sample.No 16 : Skin with metacercariae of cf. Cryptocotyle lingua Signs of mechanical damage (e.g., net wounds)
Sample.No 17 : Liver with necrotic areas and/or discolouration Bacterial fin rot Signs of mechanical damage (e.g., net wounds)
Sample.No 18 : Signs of mechanical damage (e.g., net wounds)
Sample.No 19 : Bacterial fin rot
Sample.No 20 : Muscle with signs of inner bleeding
Sample.No 21 : Liver with necrotic areas and/or discolouration Signs of mechanical damage (e.g., net wounds)
Sample.No 22 : Liver with necrotic areas and/or discolouration
Sample.No 23 : Bacterial fin rot
Sample.No 24 : Bacterial fin rot Liver and/or intestinal guts with larvae of Anisakis simplex Liver with necrotic areas and/or discolouration Signs of mechanical damage (e.g., net wounds)
Sample.No 25 : Bacterial fin rot

194

Species : GADU MOR, Gadus morhua, GB: Cod, N: Torsk.
Sample.area: J26 Oslofjorden, Tissue : MUSCLE.
Locality : 36B Færder, Latitude: 59°02.00N, Longitude: 10°32.00E.
Catch,date : 1997-1012, Count: 25, Sample type: Bulked.

. Analytical Lab. =>						NIVA	NIVA	NIVA	NIVA	NIVA	NIVA	NIVA	NIVA	NIVA	NIVA	Σ(*)	Σ(*)	NIVA	NIVA	Σ(*)	NIVA	NIVA	Σ(*)	NIVA	NIVA
. Analysis Code. =>						341	341	341	341	341	341	341	341	341	341	!	!	341	341	!	341	341	!	341	341
Detection Limit =>						0.05	0.05	0.05	0.05	0.05	0.05	0.05	0.05	0.05	0.05	!	!	0.10	0.05	!	0.05	0.05	!	0.05	0.05
Samp/ Repl. no.	Sex F/M	Age year	Wght g	Lngt mm	Dry %	Fat %	CB28 ppb w.wt	CB52 ppb w.wt	CB101 ppb w.wt	CB105 ppb w.wt	CB118 ppb w.wt	CB138 ppb w.wt	CB153 ppb w.wt	CB156 ppb w.wt	CB180 ppb w.wt	CB209 ppb w.wt	CB_Σ7 ppb w.wt	CB_ΣΣ ppb w.wt	DDEPP ppb w.wt	TDEPP ppb w.wt	DD_Σn ppb w.wt	HCHA ppb w.wt	HCHG ppb w.wt	HC_Σn ppb w.wt	HCB ppb w.wt	QCB ppb w.wt
26/ 1	M	5.2	1016.9	478.0	.	0.34	0.05	<0.03	0.12	0.22	0.52	0.73	1.12	0.08	0.21	<0.03	<2.8	<3.1	0.40	0.03	0.43	<0.03	0.07	<0.10	0.06	<0.03
27/ 1	F	6.4	1468.9	562.0	.	0.27	0.07	0.06	0.36	0.72	1.54	2.02	3.17	0.25	0.61	<0.03	7.8	<8.8	0.96	0.08	1.04	<0.03	0.05	<0.08	0.05	<0.03
28/ 1	F	6.4	1767.4	585.0	.	0.28	0.03	<0.03	0.16	0.36	0.83	1.28	1.87	0.14	0.35	<0.03	<4.6	<5.1	0.65	0.07	0.72	<0.03	0.05	<0.08	0.06	<0.03
29/ 1	M	6.6	1873.7	619.0	.	0.30	0.04	<0.03	0.27	0.36	0.80	1.13	1.67	0.13	0.29	<0.03	<4.2	<4.7	0.88	0.08	0.96	<0.03	0.06	<0.09	0.06	<0.03
30/ 1	M	8.4	3067.7	719.0	.	0.30	0.05	<0.03	0.44	0.54	1.21	1.78	2.50	0.20	0.46	<0.03	<6.5	<7.2	1.48	0.21	1.69	<0.03	0.06	<0.09	0.10	<0.03
Mean		6.6	1838.9	592.6	.	0.30	0.05	<<0.04	0.27	0.44	0.98	1.39	2.07	0.16	0.38	<<0.03	<<5.2	<<5.8	0.87	0.09	0.97	<<0.03	0.06	<<0.09	0.07	<<0.03
Minim.		5.2	1016.9	478.0	.	0.27	0.03	<0.03	0.12	0.22	0.52	0.73	1.12	0.08	0.21	<0.03	<2.8	<3.1	0.40	0.03	0.43	<0.03	0.05	<0.08	0.05	<0.03
Maxim.		8.4	3067.7	719.0	.	0.34	0.07	0.06	0.44	0.72	1.54	2.02	3.17	0.25	0.61	<0.03	7.8	<8.8	1.48	0.21	1.69	<0.03	0.07	<0.10	0.10	<0.03
St.dev		1.1	763.0	87.8	.	0.03	0.01	~0.01	0.13	0.19	0.40	0.52	0.79	0.07	0.16	~0.00	~2.0	~2.3	0.40	0.07	0.47	~0.00	0.01	~0.01	0.02	~0.00
Count		5	5	5	.	5	5	5	5	5	5	5	5	5	5	5	5	5	5	5	5	5	5	5	5	5

Tab.width cont'd **GADU MOR, MU, J26, 36B Færder, 1997-1012.**

. Analytical Lab. =>					NIVA
. Analysis Code. =>					341
Detection Limit =>					0.05
Samp/ Repl. no.	Sex F/M	Age year	Wght g	Lngt mm	OCS ppb w.wt
26/ 1	M	5.2	1016.9	478.0	<0.03
27/ 1	F	6.4	1468.9	562.0	<0.03
28/ 1	F	6.4	1767.4	585.0	<0.03
29/ 1	M	6.6	1873.7	619.0	<0.03
30/ 1	M	8.4	3067.7	719.0	<0.03
Mean		6.6	1838.9	592.6	<<0.03
Minim.		5.2	1016.9	478.0	<0.03
Maxim.		8.4	3067.7	719.0	<0.03
St.dev		1.1	763.0	87.8	~0.00
Count		5	5	5	5

Sample.No 26 : Bulk of NIVA nos.:9,12,22,21,23 Skin and/or oral cavity with caligiform and/or Skin with metacercariae of cf. Cryptocotyle lingua Muscle with signs of inner bleeding Signs of mechanical damage (e.g., net wounds)

Sample.No 27 : Bulk of NIVA nos.:13,19,17,11,18 Skin and/or oral cavity with caligiform and/or Skin with metacercariae of cf. Cryptocotyle lingua Skin with ulceration, lymphocytic areas and/or lesions Signs of mechanical damage (e.g., net wounds)

Sample.No 28 : Bulk of NIVA nos.:24,15,3,10,2 Skin with metacercariae of cf. Cryptocotyle lingua Skin with ulceration, lymphocytic areas and/or lesions Bacterial fin rot Muscle with signs of inner bleeding

Sample.No 29 : Bulk of NIVA nos.:20,4,16,25,5 Skin with metacercariae of cf. Cryptocotyle lingua Bacterial fin rot Muscle with signs of inner bleeding Liver with necrotic areas and/or discolouration

Sample.No 30 : Bulk of NIVA nos.:14,7,8,1,6 Bacterial fin rot Liver and/or intestinal guts with larvae of Anisakis simplex Liver with necrotic areas and/or discolouration Signs of mechanical damage (e.g., net wounds)

Species : **GADU MOR**, Gadus morhua, GB: Cod, N: Torsk.
Sample.area: **J99 Undefined**, Tissue : **MUSCLE**.
Locality : **15B Ullerø area**, Latitude: 58°03.00N, Longitude: 06°43.00E.
Catch,date : **1993-1201**, Count: 25, Sample type: **Individual**.

. Analytical Lab. =>							NIVA
. Analysis Code. =>							310
Detection Limit =>							0.005
Samp/ Repl. no.	Sex F/M	Age year	Wght g	Lngt mm	Dry %	Fat %	Hg ppm w.wt
01/ 1		2.0	217.4	290.0	19.30	.	0.026
02/ 1		2.0	297.7	310.0	20.30	.	0.018
03/ 1		2.0	448.6	350.0	18.90	.	0.023
04/ 1		2.0	497.7	360.0	20.10	.	0.011
05/ 1		2.0	534.2	370.0	20.00	.	0.019
06/ 1		2.0	559.2	370.0	20.20	.	0.015
07/ 1		2.0	575.1	380.0	19.20	.	0.013
08/ 1	F	2.0	566.1	380.0	20.90	.	0.016
09/ 1		2.0	589.8	380.0	18.70	.	0.033
10/ 1	F	2.0	694.3	400.0	19.90	.	0.017
11/ 1		2.0	762.6	400.0	20.60	.	0.032
12/ 1	F	2.0	691.7	420.0	19.30	.	0.018
13/ 1	M	2.0	791.1	420.0	19.70	.	0.023
14/ 1	F	3.0	835.6	420.0	20.00	.	0.047
15/ 1		2.0	861.3	430.0	19.50	.	0.017
16/ 1	F	2.0	835.8	430.0	19.70	.	0.016
17/ 1		3.0	796.2	430.0	19.40	.	0.031
18/ 1		3.0	832.0	440.0	16.80	.	0.033
19/ 1	M	3.0	1639.2	535.0	20.00	.	0.051
20/ 1	M	3.0	1800.4	535.0	19.50	.	0.026
21/ 1	M	3.0	1815.5	550.0	19.90	.	0.061
22/ 1	F	3.0	2028.5	570.0	19.60	.	0.016
23/ 1	F	3.0	2184.7	590.0	20.20	.	0.106
24/ 1		4.0	2250.9	590.0	18.10	.	0.077
25/ 1	F	5.0	3699.0	720.0	22.00	.	0.130
Mean		2.5	1072.2	442.8	19.67	.	0.035
Minim.		2.0	217.4	290.0	16.80	.	0.011
Maxim.		5.0	3699.0	720.0	22.00	.	0.130
St.dev		0.8	814.9	102.0	0.96	.	0.030
Count		25	25	25	25	.	25

Sample.No 06 : Signs of mechanical damage (e.g., net wounds)
Sample.No 08 : Signs of mechanical damage (e.g., net wounds)
Sample.No 09 : Signs of mechanical damage (e.g., net wounds)
Sample.No 11 : Signs of mechanical damage (e.g., net wounds)
Sample.No 12 : Signs of mechanical damage (e.g., net wounds)
Sample.No 13 : Signs of mechanical damage (e.g., net wounds) Liver with necrotic cysts or tumors
Sample.No 14 : Skin with red film and/or uneven pigmentations
Sample.No 15 : Skin with metacercariae of cf. Cryptocotyle lingua Signs of mechanical damage (e.g., net wounds)
Sample.No 17 : Signs of mechanical damage (e.g., net wounds)
Sample.No 18 : Signs of mechanical damage (e.g., net wounds)
Sample.No 19 : Fish blogded
Sample.No 20 : Skin with metacercariae of cf. Cryptocotyle lingua Fish blogded
Sample.No 21 : Skin with red film and/or uneven pigmentations Fish blogded
Sample.No 22 : Fish blogded
Sample.No 23 : Fish blogded
Sample.No 25 : Liver with necrotic areas and/or discolouration

196

Species : GADU MOR, Gadus morhua, GB: Cod, N: Torsk.
Sample.area: J99 Undefined, Tissue : MUSCLE.
Locality : 15B Ullerø area, Latitude: 58°03.00N, Longitude: 06°43.00E.
Catch,date : 1993-1201, Count: 25, Sample type: Bulked.

. Analytical Lab. =>						NIVA	NIVA	NIVA	NIVA	NIVA	NIVA	NIVA	NIVA	NIVA	NIVA	Σ(*)	Σ(*)	NIVA	NIVA	Σ(*)	NIVA	NIVA	Σ(*)	NIVA	NIVA
. Analysis Code. =>						341	341	341	341	341	341	341	341	341	341	!	!	341	341	!	341	341	!	341	341
Detection Limit =>						0.10	0.10	0.10	0.10	0.10	0.10	0.10	0.10	0.10	0.10	!	!	0.10	0.10	!	0.10	0.10	!	0.10	0.10
Samp/ Repl. no.	Sex F/M	Age year	Wght g	Lngt mm	Dry %	Fat %	CB28 ppb w.wt	CB52 ppb w.wt	CB101 ppb w.wt	CB105 ppb w.wt	CB118 ppb w.wt	CB138 ppb w.wt	CB153 ppb w.wt	CB156 ppb w.wt	CB180 ppb w.wt	CB209 ppb w.wt	CB_Σ7 ppb w.wt	CB_ΣΣ ppb w.wt	DDEPP ppb w.wt	TDEPP ppb w.wt	DD_Σn ppb w.wt	HCHA ppb w.wt	HCHG ppb w.wt	HC_Σn ppb w.wt	HCB ppb w.wt	QCB ppb w.wt
26/ 1		2.0	399.1	336.0	19.70	0.86	<0.10	<0.10	0.10	0.10	0.10	0.20	0.20	<0.10	0.10	<0.10	<0.8	<0.9	0.30	0.10	0.40	<0.10	s0.10	s<0.20	0.20	<0.10
27/ 1	F	2.0	596.9	382.0	19.80	0.22	<0.10	<0.10	0.10	<0.10	0.10	0.10	0.10	<0.10	<0.10	<0.10	<0.5	<0.5	0.20	0.10	0.30	<0.10	s0.10	s<0.20	0.10	<0.10
28/ 1	X	2.0	748.5	418.0	19.80	0.36	<0.10	<0.10	0.10	<0.10	0.10	0.10	0.20	<0.10	<0.10	<0.10	<0.6	<0.6	0.20	0.10	0.30	<0.10	s0.10	s<0.20	0.20	<0.10
29/ 1	X	3.0	1180.7	474.0	19.10	0.35	<0.10	<0.10	0.10	<0.10	0.10	0.10	0.20	<0.10	<0.10	<0.10	<0.6	<0.6	0.20	<0.10	<0.30	<0.10	s0.10	s<0.20	0.10	<0.10
30/ 1	X	4.0	2395.7	604.0	20.00	0.34	<0.10	<0.10	0.10	<0.10	0.10	0.20	0.20	<0.10	0.10	<0.10	<0.8	<0.8	0.20	<0.10	<0.30	<0.10	s0.10	s<0.20	0.10	<0.10
Mean		2.6	1064.2	442.8	19.68	0.43	<<0.10	<<0.10	0.10	<<0.10	0.10	0.14	0.18	<<0.10	<<0.10	<<0.10	<<0.7	<<0.7	0.22	<<0.10	<<0.32	<<0.10	s0.10	s<<.20	0.14	<<0.10
Minim.		2.0	399.1	336.0	19.10	0.22	<0.10	<0.10	0.10	<0.10	0.10	0.10	0.10	<0.10	<0.10	<0.10	<0.5	<0.5	0.20	<0.10	<0.30	<0.10	s0.10	s<0.20	0.10	<0.10
Maxim.		4.0	2395.7	604.0	20.00	0.86	<0.10	<0.10	0.10	0.10	0.10	0.20	0.20	<0.10	0.10	<0.10	<0.8	<0.9	0.30	0.10	0.40	<0.10	s0.10	s<0.20	0.20	<0.10
St.dev		0.9	797.9	103.3	0.34	0.25	~0.00	~0.00	0.00	~0.00	0.00	0.05	0.04	~0.00	~0.00	~0.00	~0.1	~0.2	0.04	~0.00	~0.04	~0.00	0.00	~0.00	0.05	~0.00
Count		5	5	5	5	5	5	5	5	5	5	5	5	5	5	5	5	5	5	5	5	5	5	5	5	5

s/q(16) ! Suspect value(s)

Tab.width cont'd GADU MOR, MU, J99, 15B Ullerø area, 1993-1201.

. Analytical Lab. =>				NIVA
. Analysis Code. =>				341
Detection Limit =>				0.10
Samp/ Repl. no.	Sex F/M	Age year	Wght g	Lngt mm	OCS ppb w.wt
26/ 1		2.0	399.1	336.0	<0.10
27/ 1	F	2.0	596.9	382.0	<0.10
28/ 1	X	2.0	748.5	418.0	<0.10
29/ 1	X	3.0	1180.7	474.0	<0.10
30/ 1	X	4.0	2395.7	604.0	<0.10
Mean		2.6	1064.2	442.8	<<0.10
Minim.		2.0	399.1	336.0	<0.10
Maxim.		4.0	2395.7	604.0	<0.10
St.dev		0.9	797.9	103.3	~0.00
Count		5	5	5	5

Sample.No 26 : Bulk of NIVA nos.:1,2,3,4,5
Sample.No 27 : Bulk of NIVA nos.:6,7,8,9,10 Signs of mechanical damage (e.g., net wounds)
Sample.No 28 : Bulk of NIVA nos.:11,12,13,14,15 Signs of mechanical damage (e.g., net wounds) Skin with red film and/or uneven pigmentations Liver with necrotic cysts or tumors Skin with metacercariae of cf. Cryptocotyle lingua
Sample.No 29 : Bulk of NIVA nos.:16,17,18,19,20 Signs of mechanical damage (e.g., net wounds) Fish blogded Skin with metacercariae of cf. Cryptocotyle lingua
Sample.No 30 : Bulk of NIVA nos.:21,22,23,24,25 Skin with red film and/or uneven pigmentations Fish blogded Liver with necrotic areas and/or discolouration

197

Species : **GADU MOR**, Gadus morhua, GB: Cod, N: Torsk.
Sample.area: **J99 Undefined**, Tissue : **MUSCLE.**
Locality : **15B Ullerø area**, Latitude: 58°03.00N, Longitude: 06°43.00E.
Catch,date : **1994-1200**, Count: 23, Sample type: **Individual.**

. Analytical Lab. =>							NIVA
. Analysis Code. =>							310
Detection Limit =>							0.005
Samp/ Repl. no.	Sex F/M	Age year	Wght g	Lngt mm	Dry %	Fat %	Hg ppm w.wt
01/ 1	F	2.0	500.1	370.0	20.50	.	0.055
02/ 1		3.0	599.7	380.0	21.00	.	0.045
03/ 1		3.0	641.4	385.0	20.80	.	0.027
04/ 1	F	3.0	701.7	415.0	21.10	.	0.033
05/ 1	F	3.0	797.4	420.0	22.40	.	0.049
06/ 1	F	3.0	860.6	435.0	19.60	.	0.034
07/ 1	M	3.0	886.2	435.0	22.90	.	0.029
08/ 1	M	3.0	908.5	440.0	21.00	.	0.027
09/ 1	F	3.0	789.2	460.0	17.90	.	0.072
10/ 1	M	4.0	1513.9	510.0	18.70	.	0.056
11/ 1	M	4.0	1484.7	515.0	21.20	.	0.080
12/ 1	F	4.0	1532.0	540.0	19.30	.	0.155
13/ 1	F	3.0	1683.8	540.0	21.60	.	0.065
14/ 1	M	3.0	1838.8	550.0	21.50	.	0.028
15/ 1	M	3.0	1811.1	555.0	19.60	.	0.099
16/ 1	M	4.0	1770.2	560.0	19.10	.	0.081
17/ 1	M	4.0	2082.0	575.0	21.10	.	0.101
18/ 1	M	4.0	2202.2	573.0	21.10	.	0.124
19/ 1	M	4.0	2592.9	605.0	20.70	.	0.040
20/ 1	F	4.0	2924.8	620.0	20.90	.	0.094
21/ 1	M	5.0	2402.6	675.0	19.00	.	0.141
22/ 1	M	5.0	3582.9	685.0	21.30	.	0.059
23/ 1	F	5.0	4331.1	765.0	20.20	.	0.080
Mean		3.6	1671.2	522.1	20.54	.	0.068
Minim.		2.0	500.1	370.0	17.90	.	0.027
Maxim.		5.0	4331.1	765.0	22.90	.	0.155
St.dev		0.8	1004.3	105.5	1.20	.	0.037
Count		23	23	23	23	.	23

Sample.No 01 : Muscle with signs of inner bleeding
Sample.No 04 : Fish malodorous
Sample.No 09 : Skin with metacercariae of cf. Cryptocotyle lingua
Sample.No 10 : Skin with red film and/or uneven pigmentations Liver and/or intestinal guts with larvae of Anisakis simplex
Sample.No 11 : Liver and/or intestinal guts with larvae of Anisakis simplex
Sample.No 14 : Skin with metacercariae of cf. Cryptocotyle lingua
Sample.No 15 : Skin with red film and/or uneven pigmentations
Sample.No 16 : Skin with metacercariae of cf. Cryptocotyle lingua
Sample.No 17 : Skin with red film and/or uneven pigmentations Liver with necrotic areas and/or discolouration
Sample.No 18 : Signs of mechanical damage (e.g., net wounds) Muscle with signs of inner bleeding Liver and/or intestinal guts with larvae of Anisakis simplex Liver with necrotic areas and/or discolouration
Sample.No 20 : Skin with red film and/or uneven pigmentations Liver and/or intestinal guts with larvae of Anisakis simplex Fish malodorous
Sample.No 21 : Skin with metacercariae of cf. Cryptocotyle lingua Liver and/or intestinal guts with larvae of Anisakis simplex
Sample.No 23 : Fish malodorous

198

Species : GADU MOR, Gadus morhua, GB: Cod, N: Torsk.
Sample.area: J99 Undefined, Tissue : MUSCLE.
Locality : 15B Ullerø area, Latitude: 58°03.00N, Longitude: 06°43.00E.
Catch,date : 1994-1200, Count: 23, Sample type: Bulked.

. Analytical Lab. =>						NIVA	NIVA	NIVA	NIVA	NIVA	NIVA	NIVA	NIVA	NIVA	NIVA	Σ(*)	Σ(*)	NIVA	NIVA	Σ(*)	NIVA	NIVA	Σ(*)	NIVA	NIVA
. Analysis Code. =>						341	341	341	341	341	341	341	341	341	341	!	!	341	341	!	341	341	!	341	341
____ Detection Limit =>						0.05	0.05	0.05	0.05	0.05	0.05	0.05	0.05	0.05	0.05	!	!	0.10	0.05	!	0.05	0.05	!	0.05	0.05
Samp/ Repl. no.	Sex F/M	Age year	Wght g	Lngt mm	Dry %	Fat %	CB28 ppb w.wt	CB52 ppb w.wt	CB101 ppb w.wt	CB105 ppb w.wt	CB118 ppb w.wt	CB138 ppb w.wt	CB153 ppb w.wt	CB156 ppb w.wt	CB180 ppb w.wt	CB209 ppb w.wt	CB_Σ7 ppb w.wt	CB_ΣΣ ppb w.wt	DDEPP ppb w.wt	TDEPP ppb w.wt	DD_Σn ppb w.wt	HCHA ppb w.wt	HCHG ppb w.wt	HC_Σn ppb w.wt	HCB ppb w.wt	QCB ppb w.wt
24/ 1	3.0	580.4	378.3		.	0.09	<0.03	<0.03	0.03	<0.03	0.04	0.05	0.06	<0.03	<0.03	<0.03	<0.2	<0.2	0.08	0.03	0.11	<0.03	0.04	<0.07	0.05	<0.03
25/ 1	3.0	830.9	429.0		.	0.11	<0.03	<0.03	0.03	<0.03	0.03	0.04	0.05	<0.03	<0.03	<0.03	<0.2	<0.2	0.07	0.04	0.11	<0.03	0.04	<0.07	0.05	<0.03
26/ 1	4.0	1400.7	513.0		.	0.11	<0.03	<0.03	0.04	0.03	0.09	0.17	0.22	<0.03	0.05	<0.03	<0.6	<0.6	0.19	0.03	0.22	0.03	0.04	0.07	0.06	<0.03
27/ 1	4.0	1940.9	580.0		.	0.12	<0.03	<0.03	0.03	<0.03	0.06	0.10	0.13	<0.03	0.03	<0.03	<0.4	<0.4	0.12	0.03	0.15	<0.03	0.04	<0.07	0.06	<0.03
28/ 1	5.0	3166.9	670.0		.	0.13	<0.03	<0.03	0.11	0.05	0.14	0.25	0.34	0.03	0.08	<0.03	<1.0	<1.0	0.26	0.06	0.32	<0.03	<0.03	<0.03	0.06	<0.03
Mean	3.8	1584.0	514.1		.	0.11	<<0.03	<<0.03	0.05	<<0.03	0.07	0.12	0.16	<<0.03	<<0.04	<<0.03	<<0.5	<<0.5	0.14	0.04	0.18	<<0.03	<0.04	<<0.06	0.06	<<0.03
Minim.	3.0	580.4	378.3		.	0.09	<0.03	<0.03	0.03	<0.03	0.03	0.04	0.05	<0.03	<0.03	<0.03	<0.2	<0.2	0.07	0.03	0.11	<0.03	<0.03	<0.03	0.05	<0.03
Maxim.	5.0	3166.9	670.0		.	0.13	<0.03	<0.03	0.11	0.05	0.14	0.25	0.34	0.03	0.08	<0.03	<1.0	<1.0	0.26	0.06	0.32	<0.03	0.04	<0.07	0.06	<0.03
St.dev	0.8	1029.7	116.5		.	0.01	~0.00	~0.00	0.03	~0.01	0.04	0.09	0.12	~0.00	~0.02	~0.00	~0.3	~0.4	0.08	0.01	0.09	~0.00	0.00	~0.02	0.01	~0.00
Count	5	5	5		.	5	5	5	5	5	5	5	5	5	5	5	5	5	5	5	5	5	5	5	5	5

Tab.width cont'd GADU MOR, MU, J99, 15B Ullerø area, 1994-1200.

. Analytical Lab. =>				NIVA
. Analysis Code. =>				341
____ Detection Limit =>				0.05
Samp/ Repl. no.	Sex F/M	Age year	Wght g	Lngt mm	OCS ppb w.wt
24/ 1	3.0	580.4	378.3	<0.03
25/ 1	3.0	830.9	429.0	<0.03
26/ 1	4.0	1400.7	513.0	<0.03
27/ 1	4.0	1940.9	580.0	<0.03
28/ 1	5.0	3166.9	670.0	0.04
Mean	3.8	1584.0	514.1	<<0.03
Minim.	3.0	580.4	378.3	<0.03
Maxim.	5.0	3166.9	670.0	0.04
St.dev	0.8	1029.7	116.5	~0.00
Count	5	5	5	5

199

Species : **GADU MOR**, Gadus morhua, GB: Cod, N: Torsk.
Sample.area: **J99 Undefined**, Tissue : **MUSCLE.**
Locality : **15B Ullerø area**, Latitude: 58°03.00N, Longitude: 06°43.00E.
Catch,date : **1995-1201**, Count: 24, Sample type: **Individual.**

. Analytical Lab. =>							NIVA
. Analysis Code. =>							310
Detection Limit =>							0.005
Samp/ Repl. no.	Sex F/M	Age year	Wght g	Lngt mm	Dry %	Fat %	Hg ppm w.wt
01/ 1	F	2.0	468.1	320.0	17.40	.	0.031
02/ 1		3.0	502.9	360.0	17.50	.	0.045
03/ 1		3.0	503.0	380.0	15.40	.	0.022
04/ 1		3.0	573.1	380.0	19.90	.	0.025
05/ 1	F	4.0	780.5	410.0	19.70	.	0.050
06/ 1	M	3.0	826.9	420.0	23.60	.	0.017
07/ 1		3.0	870.8	430.0	23.70	.	0.042
08/ 1	F	3.0	883.2	440.0	22.10	.	0.020
09/ 1	M	4.0	907.8	440.0	18.70	.	0.055
10/ 1	F	3.0	1002.4	460.0	20.00	.	0.069
11/ 1	F	3.0	1388.3	500.0	19.60	.	0.050
12/ 1	M	3.0	1510.2	500.0	19.60	.	0.113
13/ 1	F	4.0	1727.9	510.0	21.30	.	0.049
14/ 1	F	3.0	1625.8	540.0	19.30	.	0.044
15/ 1		3.0	1792.6	540.0	20.90	.	0.041
16/ 1	F	4.0	1894.2	550.0	19.40	.	0.023
17/ 1	F	5.0	1950.4	550.0	20.50	.	0.156
18/ 1		5.0	1862.8	550.0	20.40	.	0.047
19/ 1	F	4.0	2010.8	550.0	21.20	.	0.024
20/ 1	F	4.0	2042.5	550.0	21.10	.	0.073
21/ 1		4.0	2129.3	570.0	20.10	.	0.034
22/ 1	M	5.0	2015.3	580.0	20.00	.	0.078
23/ 1	M	4.0	2239.7	580.0	20.30	.	0.066
24/ 1	M	4.0	2405.4	580.0	20.60	.	0.026
Mean		3.6	1413.1	487.1	20.10	.	0.050
Minim.		2.0	468.1	320.0	15.40	.	0.017
Maxim.		5.0	2405.4	580.0	23.70	.	0.156
St.dev		0.8	636.4	79.4	1.79	.	0.032
Count		24	24	24	24	.	24

Sample.No 01 : Skin with red film and/or uneven pigmentations
Sample.No 07 : Muscle with signs of inner bleeding
Sample.No 11 : Muscle with signs of inner bleeding
Sample.No 12 : Skin with red film and/or uneven pigmentations
Sample.No 14 : Liver and/or intestinal guts with larvae of Anisakis simplex
Sample.No 16 : Muscle with signs of inner bleeding
Sample.No 18 : Skin and/or oral cavity with caligiform and/or Skin with red film and/or uneven pigmentations
Sample.No 20 : Liver and/or intestinal guts with larvae of Anisakis simplex
Sample.No 22 : Muscle with signs of inner bleeding Signs of mechanical damage (e.g., net wounds) Liver with signs of bleeding Liver and/or intestinal guts with larvae of Anisakis simplex
Sample.No 23 : Liver and/or intestinal guts with larvae of Anisakis simplex

200

Species : GADU MOR, Gadus morhua, GB: Cod, N: Torsk.
Sample.area: J99 Undefined, Tissue : MUSCLE.
Locality : 15B Ullerø area, Latitude: 58°03.00N, Longitude: 06°43.00E.
Catch,date : 1995-1201, Count: 24, Sample type: Bulked.

. Analytical Lab. =>						NIVA	NIVA	NIVA	NIVA	NIVA	NIVA	NIVA	NIVA	NIVA	NIVA	Σ(*)	Σ(*)	NIVA	NIVA	Σ(*)	NIVA	NIVA	Σ(*)	NIVA	NIVA
. Analysis Code. =>						341	341	341	341	341	341	341	341	341	341	!	!	341	341	!	341	341	!	341	341
____ Detection Limit =>						0.05	0.05	0.05	0.05	0.05	0.05	0.05	0.05	0.05	0.05	!	!	0.10	0.05	!	0.05	0.05	!	0.05	0.05
Samp/ Repl. no.	Sex F/M	Age year	Wght g	Lngt mm	Dry %	Fat %	CB28 ppb w.wt	CB52 ppb w.wt	CB101 ppb w.wt	CB105 ppb w.wt	CB118 ppb w.wt	CB138 ppb w.wt	CB153 ppb w.wt	CB156 ppb w.wt	CB180 ppb w.wt	CB209 ppb w.wt	CB_Σ7 ppb w.wt	CB_ΣΣ ppb w.wt	DDEPP ppb w.wt	TDEPP ppb w.wt	DD_Σn ppb w.wt	HCHA ppb w.wt	HCHG ppb w.wt	HC_Σn ppb w.wt	HCB ppb w.wt	QCB ppb w.wt
25/ 1	F	3.0	565.5	370.0	18.00	0.33	<0.03	0.04	0.10	0.06	0.16	0.27	0.36	0.03	0.08	<0.03	<1.0	<1.1	0.29	0.09	0.38	<0.03	0.05	<0.08	0.06	<0.03
26/ 1	X	3.0	898.2	438.0	21.60	0.37	0.03	0.04	0.14	0.08	0.21	0.38	0.51	0.04	0.10	<0.03	1.4	<1.6	0.44	0.07	0.51	<0.03	0.05	<0.08	0.07	<0.03
27/ 1	X	3.0	1609.0	518.0	20.10	0.31	0.03	0.05	0.10	0.06	0.14	0.23	0.28	0.03	0.06	<0.03	0.9	<1.0	0.23	0.05	0.28	0.03	0.06	0.09	0.07	0.03
28/ 1	F	4.0	1952.1	550.0	20.50	0.30	<0.03	0.06	0.08	0.06	0.13	0.23	0.28	0.03	0.07	<0.03	<0.9	<1.0	0.18	0.05	0.23	0.03	0.06	0.09	0.08	<0.03
29/ 1	M	4.0	2197.4	578.0	20.30	0.29	0.03	0.08	0.09	0.07	0.18	0.32	0.42	0.04	0.10	<0.03	1.2	<1.4	0.26	0.06	0.32	0.03	0.07	0.10	0.09	0.03
Mean		3.4	1444.4	490.8	20.10	0.32	<<0.03	0.05	0.10	0.07	0.16	0.29	0.37	0.03	0.08	<<0.03	<<1.1	<<1.2	0.28	0.06	0.34	<<0.03	0.06	<<0.09	0.07	<<0.03
Minim.		3.0	565.5	370.0	18.00	0.29	<0.03	0.04	0.08	0.06	0.13	0.23	0.28	0.03	0.06	<0.03	<0.9	<1.0	0.18	0.05	0.23	<0.03	0.05	<0.08	0.06	<0.03
Maxim.		4.0	2197.4	578.0	21.60	0.37	0.03	0.08	0.14	0.08	0.21	0.38	0.51	0.04	0.10	<0.03	1.4	<1.6	0.44	0.09	0.51	0.03	0.07	0.10	0.09	0.03
St.dev		0.5	693.3	85.5	1.31	0.03	~0.00	0.02	0.02	0.01	0.03	0.06	0.10	0.01	0.02	~0.00	~0.2	~0.2	0.10	0.02	0.11	~0.00	0.01	~0.01	0.01	~0.00
Count		5	5	5	5	5	5	5	5	5	5	5	5	5	5	5	5	5	5	5	5	5	5	5	5	5

Tab.width cont'd GADU MOR, MU, J99, 15B Ullerø area, 1995-1201.

. Analytical Lab. =>					NIVA
. Analysis Code. =>					341
____ Detection Limit =>					0.05
Samp/ Repl. no.	Sex F/M	Age year	Wght g	Lngt mm	OCS ppb w.wt
25/ 1	F	3.0	565.5	370.0	<0.03
26/ 1	X	3.0	898.2	438.0	<0.03
27/ 1	X	3.0	1609.0	518.0	<0.03
28/ 1	F	4.0	1952.1	550.0	<0.03
29/ 1	M	4.0	2197.4	578.0	<0.03
Mean		3.4	1444.4	490.8	<<0.03
Minim.		3.0	565.5	370.0	<0.03
Maxim.		4.0	2197.4	578.0	<0.03
St.dev		0.5	693.3	85.5	~0.00
Count		5	5	5	5

Sample.No 25 : Bulk of NIVA nos.:1,2,3,4,5,
Sample.No 26 : Bulk of NIVA nos.: 6,7,8,9,10
Sample.No 27 : Bulk of NIVA nos.:11,12,13,14,15
Sample.No 28 : Bulk of NIVA nos.: 16,17,18,19,20
Sample.No 29 : Bulk of NIVA nos.: 21,22,23,24

201

Species : GADU MOR, Gadus morhua, GB: Cod, N: Torsk.
Sample.area: J99 Undefined, Tissue : MUSCLE.
Locality : 15B Ullerø area, Latitude: 58°03.00N, Longitude: 06°43.00E.
Catch,date : 1997-0120, Count: 25, Sample type: Individual.

. Analytical Lab. =>							NIVA
. Analysis Code. =>							310
Detection Limit =>							0.005
Samp/ Repl. no.	Sex F/M	Age year	Wght g	Lngt mm	Mean Weight g	Dry %	Fat %	Hg ppm w.wt
01/ 1		3.5	721.0	400.0	55.5	20.20	.	0.037
02/ 1		4.0	1185.0	490.0	55.0	21.30	.	0.054
03/ 1	M	4.0	1114.0	490.0	55.7	20.20	.	0.023
04/ 1	F	3.0	1125.0	490.0	53.8	19.70	.	0.046
05/ 1	F	4.0	1341.0	500.0	56.9	19.90	.	0.074
06/ 1	F	4.0	1228.0	500.0	55.5	18.90	.	0.059
07/ 1	F	3.5	1471.0	510.0	55.5	19.80	.	0.095
08/ 1	M	4.0	1518.0	520.0	58.8	21.00	.	0.065
09/ 1	M	4.0	1421.0	530.0	54.1	19.20	.	0.053
10/ 1	F	3.5	1541.0	530.0	60.0	19.50	.	0.087
11/ 1	F	4.0	1582.0	540.0	53.4	20.80	.	0.071
12/ 1	F	4.0	1548.0	540.0	58.7	19.90	.	0.058
13/ 1		4.0	1633.0	550.0	52.2	19.00	.	0.042
14/ 1		4.0	1893.0	555.0	54.5	19.40	.	0.083
15/ 1	F	3.5	1649.0	560.0	54.7	19.70	.	0.057
16/ 1	F	5.0	1757.0	560.0	55.0	18.60	.	0.150
17/ 1	F	4.0	1775.0	565.0	53.6	20.20	.	0.073
18/ 1	F	4.0	1862.0	565.0	58.0	19.50	.	0.045
19/ 1	F	4.0	1680.0	570.0	53.7	19.40	.	0.060
20/ 1	F	4.0	1922.0	575.0	52.8	20.80	.	0.075
21/ 1	F	4.0	1857.0	595.0	59.1	16.30	.	0.128
22/ 1	F	5.5	2280.0	595.0	57.5	19.40	.	0.101
23/ 1	F	4.5	2146.0	600.0	56.8	19.70	.	0.093
24/ 1	F	5.0	2216.0	620.0	58.3	19.80	.	0.092
25/ 1	M	5.0	2677.0	650.0	54.9	19.80	.	0.122
Mean		4.1	1645.7	544.0	55.8	19.68	.	0.074
Minim.		3.0	721.0	400.0	52.2	16.30	.	0.023
Maxim.		5.5	2677.0	650.0	60.0	21.30	.	0.150
St.dev		0.6	423.8	51.7	2.2	0.96	.	0.030
Count		25	25	25	25	25	.	25

Sample.No 01 : Skin with metacercariae of cf. Cryptocotyle lingua
Sample.No 02 : Skin with metacercariae of cf. Cryptocotyle lingua
Sample.No 04 : Muscle with signs of inner bleeding
Sample.No 05 : Muscle with signs of inner bleeding
Sample.No 06 : Muscle with signs of inner bleeding
Sample.No 09 : Muscle with signs of inner bleeding
Sample.No 15 : Muscle with signs of inner bleeding
Sample.No 18 : Muscle with signs of inner bleeding
Sample.No 21 : Liver and/or intestinal guts with larvae of Anisakis simplex
Sample.No 25 : Liver and/or intestinal guts with larvae of Anisakis simplex

202

Species : GADU MOR, Gadus morhua, GB: Cod, N: Torsk.
Sample.area: J99 Undefined, Tissue : MUSCLE.
Locality : 15B Ullerø area, Latitude: 58°03.00N, Longitude: 06°43.00E.
Catch,date : 1997-0120, Count: 25, Sample type: Bulked.

. Analytical Lab. =>							NIVA	NIVA	NIVA	NIVA	NIVA	NIVA	NIVA	NIVA	NIVA	NIVA	Σ(*)	Σ(*)	NIVA	NIVA	Σ(*)	NIVA	NIVA	Σ(*)	NIVA
. Analysis Code. =>							341	341	341	341	341	341	341	341	341	341	!	!	341	341	!	341	341	!	341
Detection Limit =>							0.05	0.05	0.05	0.05	0.05	0.05	0.05	0.05	0.05	0.05	!	!	0.10	0.05	!	0.05	0.05	!	0.05
Samp/ Repl. no.	Sex F/M	Age year	Wght g	Lngt mm	Mean Weight g	Dry %	Fat %	CB28 ppb w.wt	CB52 ppb w.wt	CB101 ppb w.wt	CB105 ppb w.wt	CB118 ppb w.wt	CB138 ppb w.wt	CB153 ppb w.wt	CB156 ppb w.wt	CB180 ppb w.wt	CB209 ppb w.wt	CB_Σ7 ppb w.wt	CB_ΣΣ ppb w.wt	DDEPP ppb w.wt	TDEPP ppb w.wt	DD_Σn ppb w.wt	HCHA ppb w.wt	HCHG ppb w.wt	HC_Σn ppb w.wt	HCB ppb w.wt
26/ 1	X	3.7	1097.2	474.0	55.4	.	0.34	<0.03	0.05	0.10	0.07	0.15	0.28	0.40	0.03	0.06	<0.03	<1.1	<1.2	0.27	0.08	0.35	0.03	0.09	0.12	0.07
27/ 1	X	3.8	1435.8	518.0	56.8	.	0.37	<0.03	0.05	0.12	0.07	0.19	0.37	0.50	0.03	0.09	<0.03	<1.4	<1.5	0.40	0.09	0.49	0.03	0.09	0.12	0.09
28/ 1	F	3.9	1661.0	549.0	54.7	.	0.38	<0.03	0.05	0.10	0.07	0.15	0.31	0.43	0.03	0.08	<0.03	<1.2	<1.3	0.35	0.08	0.43	0.03	0.09	0.12	0.08
29/ 1	F	4.2	1801.0	567.0	54.6	.	0.38	<0.03	0.05	0.08	0.06	0.15	0.24	0.42	0.03	0.08	<0.03	<1.1	<1.1	0.29	0.08	0.37	0.03	0.09	0.12	0.08
30/ 1	X	4.8	2235.2	612.0	57.3	.	0.36	<0.03	0.06	0.16	0.09	0.22	0.40	0.54	0.04	0.15	<0.03	<1.6	<1.7	0.56	0.12	0.68	0.03	0.20	0.23	0.07
Mean		4.1	1646.0	544.0	55.8	.	0.37	<<0.03	0.05	0.11	0.07	0.17	0.32	0.46	0.03	0.09	<<0.03	<<1.2	<<1.3	0.37	0.09	0.46	0.03	0.11	0.14	0.08
Minim.		3.7	1097.2	474.0	54.6	.	0.34	<0.03	0.05	0.08	0.06	0.15	0.24	0.40	0.03	0.06	<0.03	<1.1	<1.1	0.27	0.08	0.35	0.03	0.09	0.12	0.07
Maxim.		4.8	2235.2	612.0	57.3	.	0.38	<0.03	0.06	0.16	0.09	0.22	0.40	0.54	0.04	0.15	<0.03	<1.6	<1.7	0.56	0.12	0.68	0.03	0.20	0.23	0.09
St.dev		0.4	423.3	51.9	1.2	.	0.02	~0.00	0.00	0.03	0.01	0.03	0.07	0.06	0.00	0.03	~0.00	~0.2	~0.2	0.12	0.02	0.13	0.00	0.05	0.05	0.01
Count		5	5	5	5	.	5	5	5	5	5	5	5	5	5	5	5	5	5	5	5	5	5	5	5	5

Tab.width cont'd GADU MOR, MU, J99, 15B Ullerø area, 1997-0120.

. Analytical Lab. =>					NIVA	NIVA
. Analysis Code. =>					341	341
Detection Limit =>					0.05	0.05
Samp/ Repl. no.	Sex F/M	Age year	Wght g	Lngt mm	QCB ppb w.wt	OCS ppb w.wt
26/ 1	X	3.7	1097.2	474.0	<0.03	<0.03
27/ 1	X	3.8	1435.8	518.0	<0.03	<0.03
28/ 1	F	3.9	1661.0	549.0	<0.03	<0.03
29/ 1	F	4.2	1801.0	567.0	<0.03	<0.03
30/ 1	X	4.8	2235.2	612.0	<0.03	<0.03
Mean		4.1	1646.0	544.0	<<0.03	<<0.03
Minim.		3.7	1097.2	474.0	<0.03	<0.03
Maxim.		4.8	2235.2	612.0	<0.03	<0.03
St.dev		0.4	423.3	51.9	~0.00	~0.00
Count		5	5	5	5	5

Sample.No 26 : Bulk of NIVA nos.:1,2,3,4,5
Sample.No 27 : Bulk of NIVA nos.:6,7,8,9,10
Sample.No 28 : Bulk of NIVA nos.:11,12,13,14,15
Sample.No 29 : Bulk of NIVA nos.:16,17,18,19,20
Sample.No 30 : Bulk of NIVA nos.:21,22,23,24,25

203

Species : **GADU MOR**, Gadus morhua, GB: Cod, N: Torsk.
Sample.area: **J99 Undefined**, Tissue : **MUSCLE.**
Locality : **15B Ullerø area**, Latitude: 58°03.00N, Longitude: 06°43.00E.
Catch,date : **1997-1006**, Count: 25, Sample type: **Individual.**
Comment : Caught 6.10.97 15.11.97 2.12.97

. Analytical Lab. =>							NIVA
. Analysis Code. =>							310
Detection Limit =>							0.005
Samp/ Repl. no.	Sex F/M	Age year	Wght g	Lngt mm	Dry %	Fat %	Hg ppm w.wt
01/ 1	F	4.0	1028.0	479.0	19.50	.	0.162
02/ 1	M	5.0	962.0	488.0	19.40	.	0.085
03/ 1	M	4.0	1160.0	488.0	19.10	.	0.087
04/ 1	M	5.0	752.0	490.0	19.80	.	0.084
05/ 1	M	5.0	1267.2	524.0	19.70	.	0.069
06/ 1	M	5.0	1452.0	533.0	20.00	.	0.048
07/ 1	M	5.0	1427.0	541.0	19.10	.	0.099
08/ 1	F	5.0	1685.0	551.0	21.00	.	0.069
09/ 1	F	5.0	1622.8	555.0	22.30	.	0.043
10/ 1	F	5.0	1812.6	580.0	18.50	.	0.065
11/ 1	F	5.0	1922.2	595.0	19.60	.	0.233
12/ 1	F	6.0	1176.2	600.0	20.50	.	0.040
13/ 1	F	6.0	2259.0	605.0	19.00	.	0.215
14/ 1	M	5.0	2111.0	610.0	20.40	.	0.146
15/ 1	M	5.0	2147.0	620.0	20.50	.	0.061
16/ 1	F	5.0	2762.0	655.0	21.10	.	0.084
17/ 1	F	6.0	2563.0	670.0	19.50	.	0.089
18/ 1	F	6.0	2817.0	675.0	20.30	.	0.081
19/ 1	F	6.0	3096.0	679.0	19.20	.	0.090
20/ 1	M	7.0	3371.0	688.0	20.40	.	0.125
21/ 1	M	6.0	3180.0	693.0	19.10	.	0.126
22/ 1	M	6.0	3294.0	700.0	19.30	.	0.175
23/ 1	F	7.0	3206.0	700.0	18.70	.	0.130
24/ 1	F	7.0	3790.0	710.0	20.60	.	0.093
25/ 1	M	8.0	3780.0	725.0	17.60	.	0.151
Mean		5.6	2185.7	606.2	19.77	.	0.106
Minim.		4.0	752.0	479.0	17.60	.	0.040
Maxim.		8.0	3790.0	725.0	22.30	.	0.233
St.dev		1.0	939.7	80.1	0.98	.	0.051
Count		25	25	25	25	.	25

204

Sample.No 01 : fish no.17 caught 2.12.97 Lernaeopodiform copepods Liver and/or intestinal guts with larvae of Anisakis simplex
Sample.No 02 : fish no.19 caught 2.12.97 Skin and/or oral cavity with caligiform and/or Lernaeopodiform copepods Liver and/or intestinal guts with larvae of Anisakis simplex
Sample.No 03 : fish no.14 caught 15.11.97 Skin and/or oral cavity with caligiform and/or Lernaeopodiform copepods Liver and/or intestinal guts with larvae of Anisakis simplex
Sample.No 04 : fish no.15 caught 15.11.97 Skin and/or oral cavity with caligiform and/or Lernaeopodiform copepods Liver and/or intestinal guts with larvae of Anisakis simplex
Sample.No 05 : fish no.1 caught 6.10.97 Skin and/or oral cavity with caligiform and/or Lernaeopodiform copepods Liver and/or intestinal guts with larvae of Anisakis simplex
Sample.No 06 : fish no.22 caught 2.12.97 Liver and/or intestinal guts with larvae of Anisakis simplex
Sample.No 07 : fish no.20 caught 2.12.97 Skin and/or oral cavity with caligiform and/or Lernaeopodiform copepods Liver and/or intestinal guts with larvae of Anisakis simplex
Sample.No 08 : fish no.18 caught 2.12.97 Skin with metacercariae of cf. Cryptocotyle lingua Liver and/or intestinal guts with larvae of Anisakis simplex
Sample.No 09 : fish no.2 caught 6.10.97 Skin and/or oral cavity with caligiform and/or Lernaeopodiform copepods Liver and/or intestinal guts with larvae of Anisakis simplex Signs of mechanical damage (e.g., net wounds)
Sample.No 10 : fish no.3 caught 6.10.97 Liver and/or intestinal guts with larvae of Anisakis simplex
Sample.No 11 : fish no.5 caught 6.10.97 Liver and/or intestinal guts with larvae of Anisakis simplex
Sample.No 12 : fish no.8 caught 6.10.97
Sample.No 13 : fish no.21 caught 2.12.97 Skin and/or oral cavity with caligiform and/or Lernaeopodiform copepods Liver and/or intestinal guts with larvae of Anisakis simplex
Sample.No 14 : fish no.6 caught 6.10.97 Liver and/or intestinal guts with larvae of Anisakis simplex
Sample.No 15 : fish no.16 caught 2.12.97 Skin with metacercariae of cf. Cryptocotyle lingua Skin and/or oral cavity with caligiform and/or Lernaeopodiform copepods Liver and/or intestinal guts with larvae of Anisakis simplex
Sample.No 16 : fish no.4 caught 6.10.97 Liver and/or intestinal guts with larvae of Anisakis simplex Signs of mechanical damage (e.g., net wounds)
Sample.No 17 : fish no.9 caught 15.11.97 Skin and/or oral cavity with caligiform and/or Lernaeopodiform copepods Liver and/or intestinal guts with larvae of Anisakis simplex
Sample.No 18 : fish no.7 caught 6.10.97 Gills with Lernaeocera copepods Bacterial fin rot Liver and/or intestinal guts with larvae of Anisakis simplex
Sample.No 19 : fish no.12 caught 15.11.97 Liver and/or intestinal guts with larvae of Anisakis simplex
Sample.No 20 : fish no.23 caught 2.12.97 Skin with metacercariae of cf. Cryptocotyle lingua Skin and/or oral cavity with caligiform and/or Lernaeopodiform copepods Liver and/or intestinal guts with larvae of Anisakis simplex
Sample.No 21 : fish no.11 caught 15.11.97 Liver and/or intestinal guts with larvae of Anisakis simplex
Sample.No 22 : fish no.25 caught 2.12.97 Skin with metacercariae of cf. Cryptocotyle lingua Liver and/or intestinal guts with larvae of Anisakis simplex
Sample.No 23 : fish no.26 caught 2.12.97 Skin and/or oral cavity with caligiform and/or Lernaeopodiform copepods Liver and/or intestinal guts with larvae of Anisakis simplex
Sample.No 24 : fish no.13 caught 15.11.97 Skin and/or oral cavity with caligiform and/or Lernaeopodiform copepods Liver and/or intestinal guts with larvae of Anisakis simplex
Sample.No 25 : fish no.10 caught 15.11.97 Skin with metacercariae of cf. Cryptocotyle lingua Liver and/or intestinal guts with larvae of Anisakis simplex

Species : GADU MOR, Gadus morhua, GB: Cod, N: Torsk.
Sample.area: J99 Undefined, Tissue : MUSCLE.
Locality : 15B Ullerø area, Latitude: 58°03.00N, Longitude: 06°43.00E.
Catch,date : 1997-1006, Count: 25, Sample type: Bulked.
Comment : Caught 6.10.97 15.11.97 2.12.97

. Analytical Lab. =>						NIVA	NIVA	NIVA	NIVA	NIVA	NIVA	NIVA	NIVA	NIVA	NIVA	Σ(*)	Σ(*)	NIVA	NIVA	Σ(*)	NIVA	NIVA	Σ(*)	NIVA	NIVA
. Analysis Code. =>						341	341	341	341	341	341	341	341	341	341	!	!	341	341	!	341	341	!	341	341
Detection Limit =>						0.05	0.05	0.05	0.05	0.05	0.05	0.05	0.05	0.05	0.05	!	!	0.10	0.05	!	0.05	0.05	!	0.05	0.05
Samp/ Repl. no.	Sex F/M	Age year	Wght g	Lngt mm	Dry %	Fat %	CB28 ppb w.wt	CB52 ppb w.wt	CB101 ppb w.wt	CB105 ppb w.wt	CB118 ppb w.wt	CB138 ppb w.wt	CB153 ppb w.wt	CB156 ppb w.wt	CB180 ppb w.wt	CB209 ppb w.wt	CB_Σ7 ppb w.wt	CB_ΣΣ ppb w.wt	DDEPP ppb w.wt	TDEPP ppb w.wt	DD_Σn ppb w.wt	HCHA ppb w.wt	HCHG ppb w.wt	HC_Σn ppb w.wt	HCB ppb w.wt	QCB ppb w.wt
26/ 1	M	4.6	1033.8	494.0	.	0.30	<0.05	<0.05	0.23	0.17	0.42	0.95	1.28	0.10	0.25	<0.05	<3.2	<3.5	1.02	0.11	1.13	<0.05	0.06	<0.11	0.12	<0.05
27/ 1	F	5.0	1599.9	552.0	.	0.35	<0.05	<0.05	0.21	0.12	0.24	0.55	0.65	0.06	0.13	<0.05	<1.8	<2.0	0.60	0.10	0.70	<0.05	0.07	<0.12	0.07	<0.05
28/ 1	F	5.4	1923.1	606.0	.	0.29	s<0.05	s<0.05	s0.11	s0.08	s0.15	s0.35	s0.44	s<0.05	s0.10	s<0.05	s<1.2	s<1.3	s0.36	s0.07	s0.43	s0.08	s0.05	s0.13	s0.07	s<0.05
29/ 1	F	6.6	2921.8	673.0	.	0.35	<0.05	<0.05	0.13	0.06	0.11	0.23	0.24	<0.05	0.05	<0.05	<0.8	<0.9	0.35	0.12	0.47	0.07	0.06	0.13	0.08	<0.05
30/ 1	M	6.8	3450.0	706.0	.	0.31	<0.05	<0.05	0.13	0.08	0.15	0.32	0.39	<0.05	0.09	<0.05	<1.1	<1.2	0.44	0.10	0.54	0.12	0.06	0.18	0.07	0.08
Mean		5.7	2185.7	606.2	.	0.32	<<0.05	<<0.05	0.18	0.11	0.23	0.51	0.64	<<0.07	0.13	<<0.05	<<1.7	<<1.9	0.60	0.11	0.71	<<0.07	0.06	<<0.14	0.09	<<0.06
Minim.		4.6	1033.8	494.0	.	0.29	<0.05	<0.05	0.13	0.06	0.11	0.23	0.24	<0.05	0.05	<0.05	<0.8	<0.9	0.35	0.10	0.47	<0.05	0.06	<0.11	0.07	<0.05
Maxim.		6.8	3450.0	706.0	.	0.35	<0.05	<0.05	0.23	0.17	0.42	0.95	1.28	0.10	0.25	<0.05	<3.2	<3.5	1.02	0.12	1.13	0.12	0.07	0.18	0.12	0.08
St.dev		1.0	984.8	86.5	.	0.03	~0.00	~0.00	0.05	0.05	0.14	0.32	0.46	~0.02	0.09	~0.00	~1.1	~1.1	0.30	0.01	0.30	~0.03	0.00	~0.03	0.02	~0.01
Count		5	5	5	.	5	i4	i4	i4	i4	i4	i4	i4	i4	i4	i4	i4	i4	i4	i4	i4	i4	i4	i4	i4	i4

s/q(21) ! Suspect value(s)
i (21) ! Suspect or ambiguous basis-value(s) ignored in statistics.

Tab.width cont'd GADU MOR, MU, J99, 15B Ullerø area, 1997-1006.

. Analytical Lab. =>					NIVA
. Analysis Code. =>					341
Detection Limit =>					0.05
Samp/ Repl. no.	Sex F/M	Age year	Wght g	Lngt mm	OCS ppb w.wt
26/ 1	M	4.6	1033.8	494.0	<0.05
27/ 1	F	5.0	1599.9	552.0	<0.05
28/ 1	F	5.4	1923.1	606.0	s<0.05
29/ 1	F	6.6	2921.8	673.0	<0.05
30/ 1	M	6.8	3450.0	706.0	<0.05
Mean		5.7	2185.7	606.2	<<0.05
Minim.		4.6	1033.8	494.0	<0.05
Maxim.		6.8	3450.0	706.0	<0.05
St.dev		1.0	984.8	86.5	~0.00
Count		5	5	5	i4

Sample.No 26 : Bulk of NIVA nos.:17,19,14,15,1 Skin and/or oral cavity with caligiform and/or Liver and/or intestinal guts with larvae of Anisakis simplex
Sample.No 27 : Bulk of NIVA nos.:22,20,18,2,3 Skin and/or oral cavity with caligiform and/or Skin with metacercariae of cf. Cryptocotyle lingua Bacterial fin rot Liver and/or intestinal guts with larvae of Anisakis simplex
Sample.No 28 : Bulk of NIVA nos.:5,8,21,6,16 Skin and/or oral cavity with caligiform and/or Skin with metacercariae of cf. Cryptocotyle lingua Liver and/or intestinal guts with larvae of Anisakis simplex
Sample.No 29 : Bulk of NIVA nos.:4,9,7,12,23 Skin and/or oral cavity with caligiform and/or Skin with metacercariae of cf. Cryptocotyle lingua Gills with Lernaeocera copepods Bacterial fin rot
Sample.No 30 : Bulk of NIVA nos.:11,25,26,13,10 Skin and/or oral cavity with caligiform and/or Skin with metacercariae of cf. Cryptocotyle lingua Liver and/or intestinal guts with larvae of Anisakis simplex

206

Species : GADU MOR, Gadus morhua, GB: Cod, N: Torsk.
Sample.area: J63 Sørfjorden, Tissue : MUSCLE.
Locality : 53B Inner Sørfjord, Latitude: 60°10.00N, Longitude: 06°34.00E.
Catch,date : 1993-1001, Count: 25, Sample type: Individual.

. Analytical Lab. =>							NIVA
. Analysis Code. =>							310
Detection Limit =>							0.005
Samp/ Repl. no.	Sex F/M	Age year	Wght g	Lngt mm	Dry %	Fat %	Hg ppm w.wt
01/ 1	F	2.0	374.3	340.0	19.70	.	0.184
02/ 1		1.0	446.4	340.0	20.20	.	0.146
03/ 1		3.0	801.1	390.0	20.90	.	0.052
04/ 1	F	2.0	806.1	390.0	20.30	.	0.046
05/ 1	F	3.0	547.1	400.0	18.90	.	0.226
06/ 1		2.0	779.9	400.0	20.10	.	0.038
07/ 1	F	2.0	640.7	410.0	19.50	.	0.290
08/ 1	M	3.0	706.0	410.0	19.20	.	0.255
09/ 1	F	2.0	937.9	420.0	20.30	.	0.031
10/ 1	F	2.0	912.2	430.0	21.30	.	0.042
11/ 1	F	2.0	907.7	430.0	21.50	.	0.055
12/ 1		2.0	797.6	440.0	17.60	.	0.190
13/ 1	F	2.0	775.7	440.0	19.80	.	0.313
14/ 1	F	2.0	923.3	450.0	19.80	.	0.190
15/ 1	F	2.0	1504.1	460.0	18.70	.	0.064
16/ 1		4.0	1416.8	470.0	20.80	.	0.104
17/ 1	M	2.0	1250.4	490.0	20.30	.	0.268
18/ 1	F	5.0	1261.8	520.0	19.40	.	0.291
19/ 1		2.0	1742.8	530.0	21.40	.	0.056
20/ 1	F	3.0	1879.1	550.0	20.50	.	0.054
21/ 1	M	2.0	2382.4	550.0	22.20	.	0.071
22/ 1	M	4.0	2152.5	580.0	20.40	.	0.080
23/ 1	F	4.0	2341.7	650.0	19.00	.	0.652
24/ 1	F	5.0	3390.0	700.0	18.70	.	0.362
25/ 1	F	5.0	4189.4	730.0	20.90	.	0.212
Mean		2.7	1354.7	476.8	20.06	.	0.171
Minim.		1.0	374.3	340.0	17.60	.	0.031
Maxim.		5.0	4189.4	730.0	22.20	.	0.652
St.dev		1.1	935.9	103.0	1.05	.	0.144
Count		25	25	25	25	.	25

Sample.No 03 : Fish malodorous Liver with necrotic cysts or tumors
Sample.No 06 : Skin with metacercariae of cf. Cryptocotyle lingua
Sample.No 10 : Skin with metacercariae of cf. Cryptocotyle lingua
Sample.No 12 : Fish flaccid Liver with necrotic cysts or tumors
Sample.No 15 : Signs of mechanical damage (e.g., net wounds)
Sample.No 18 : Muscle with signs of inner bleeding
Sample.No 19 : Muscle with signs of inner bleeding
Sample.No 20 : Liver with necrotic cysts or tumors
Sample.No 21 : Signs of mechanical damage (e.g., net wounds)
Sample.No 24 : Muscle with signs of inner bleeding

207

Species : GADU MOR, Gadus morhua, GB: Cod, N: Torsk.
Sample.area: J63 Sørfjorden, Tissue : MUSCLE.
Locality : 53B Inner Sørfjord, Latitude: 60°10.00N, Longitude: 06°34.00E.
Catch,date : 1993-1001, Count: 25, Sample type: Bulked.

. Analytical Lab. =>						NIVA	NIVA	NIVA	NIVA	NIVA	NIVA	NIVA	NIVA	NIVA	NIVA	Σ(*)	Σ(*)	NIVA	NIVA	Σ(*)	NIVA	NIVA	Σ(*)	NIVA	NIVA
. Analysis Code. =>						341	341	341	341	341	341	341	341	341	341	!	!	341	341	!	341	341	!	341	341
____ Detection Limit =>						0.10	0.10	0.10	0.10	0.10	0.10	0.10	0.10	0.10	0.10	!	!	0.10	0.10	!	0.10	0.10	!	0.10	0.10
Samp/ Repl. no.	Sex F/M	Age year	Wght g	Lngt mm	Dry %	Fat %	CB28 ppb w.wt	CB52 ppb w.wt	CB101 ppb w.wt	CB105 ppb w.wt	CB118 ppb w.wt	CB138 ppb w.wt	CB153 ppb w.wt	CB156 ppb w.wt	CB180 ppb w.wt	CB209 ppb w.wt	CB_Σ7 ppb w.wt	CB_ΣΣ ppb w.wt	DDEPP ppb w.wt	TDEPP ppb w.wt	DD_Σn ppb w.wt	HCHA ppb w.wt	HCHG ppb w.wt	HC_Σn ppb w.wt	HCB ppb w.wt	QCB ppb w.wt
26/ 1	F	2.0	594.6	372.0	25.00	0.32	<0.10	<0.10	0.10	0.10	0.10	0.30	0.40	<0.10	0.10	<0.10	<1.1	<1.2	1.00	0.20	1.20	<0.10	<0.10	<0.10	<0.10	<0.10
27/ 1	X	2.0	795.3	414.0	20.10	0.34	<0.10	<0.10	0.10	<0.10	0.10	0.20	0.20	<0.10	0.10	<0.10	<0.8	<0.8	1.20	0.30	1.50	<0.10	<0.10	<0.10	<0.10	<0.10
28/ 1	F	2.0	981.7	444.0	19.50	0.38	<0.10	<0.10	0.20	0.10	0.20	0.60	0.80	0.10	0.30	<0.10	<2.2	<2.4	2.70	0.50	3.20	<0.10	0.10	<0.20	<0.10	<0.10
29/ 1	X	3.0	1510.2	512.0	20.50	0.37	<0.10	<0.10	0.10	0.10	0.10	0.30	0.40	<0.10	0.10	<0.10	<1.1	<1.2	1.80	0.40	2.20	<0.10	0.10	<0.20	<0.10	<0.10
30/ 1	X	4.0	2891.2	642.0	20.20	0.35	<0.10	<0.10	0.30	0.20	0.40	1.30	1.60	0.10	0.50	<0.10	<4.2	<4.5	4.20	0.70	4.90	<0.10	<0.10	<0.10	<0.10	<0.10
Mean		2.6	1354.6	476.8	21.06	0.35	<<0.10	<<0.10	0.16	<0.12	0.18	0.54	0.68	<<0.10	0.22	<<0.10	<<1.9	<<2.0	2.18	0.42	2.60	<<0.10	<<0.10	<<0.14	<<0.10	<<0.10
Minim.		2.0	594.6	372.0	19.50	0.32	<0.10	<0.10	0.10	<0.10	0.10	0.20	0.20	<0.10	0.10	<0.10	<0.8	<0.8	1.00	0.20	1.20	<0.10	<0.10	<0.10	<0.10	<0.10
Maxim.		4.0	2891.2	642.0	25.00	0.38	<0.10	<0.10	0.30	0.20	0.40	1.30	1.60	0.10	0.50	<0.10	<4.2	<4.5	4.20	0.70	4.90	<0.10	<0.10	<0.20	<0.10	<0.10
St.dev		0.9	924.0	105.5	2.23	0.02	~0.00	~0.00	0.09	~0.04	0.13	0.45	0.56	~0.00	0.18	~0.00	~1.4	~1.5	1.31	0.19	1.50	~0.00	~0.00	~0.05	~0.00	~0.00
Count		5	5	5	5	5	5	5	5	5	5	5	5	5	5	5	5	5	5	5	5	5	5	5	5	5

Tab.width cont'd GADU MOR, MU, J63, 53B Inner Sørfjord, 1993-1001.

. Analytical Lab. =>					NIVA
. Analysis Code. =>					341
____ Detection Limit =>					0.10
Samp/ Repl. no.	Sex F/M	Age year	Wght g	Lngt mm	OCS ppb w.wt
26/ 1	F	2.0	594.6	372.0	<0.10
27/ 1	X	2.0	795.3	414.0	<0.10
28/ 1	F	2.0	981.7	444.0	<0.10
29/ 1	X	3.0	1510.2	512.0	<0.10
30/ 1	X	4.0	2891.2	642.0	<0.10
Mean		2.6	1354.6	476.8	<<0.10
Minim.		2.0	594.6	372.0	<0.10
Maxim.		4.0	2891.2	642.0	<0.10
St.dev		0.9	924.0	105.5	~0.00
Count		5	5	5	5

Sample.No 26 : Bulk of NIVA nos.:1,2,3,4,5 Fish malodorous Liver with necrotic cysts or tumors
Sample.No 27 : Bulk of NIVA nos.:6,7,8,9,10 Skin with metacercariae of cf. Cryptocotyle lingua
Sample.No 28 : Bulk of NIVA nos.:11,12,13,14,15 Fish flaccid Liver with necrotic cysts or tumors
Sample.No 29 : Bulk of NIVA nos.:16,17,18,19,20 Muscle with signs of inner bleeding Liver with necrotic cysts or tumors
Sample.No 30 : Bulk of NIVA nos.:21,22,23,24,25 Muscle with signs of inner bleeding Signs of mechanical damage (e.g., net wounds)

Species : GADU MOR, Gadus morhua, GB: Cod, N: Torsk.
Sample.area: J63 Sørfjorden, Tissue : MUSCLE.
Locality : 53B Inner Sørfjord, Latitude: 60°10.00N, Longitude: 06°34.00E.
Catch,date : 1994-1000, Count: 25, Sample type: Individual.

. Analytical Lab. =>							NIVA
. Analysis Code. =>							310
Detection Limit =>							0.005
Samp/ Repl. no.	Sex F/M	Age year	Wght g	Lngt mm	Dry %	Fat %	Hg ppm w.wt
01/ 1	F	2.0	579.3	380.0	26.10	.	s.039
02/ 1		3.0	672.3	400.0	27.50	.	s.039
03/ 1	F	3.0	979.7	410.0	20.20	.	s.037
04/ 1		2.0	952.4	410.0	28.10	.	s.042
05/ 1		3.0	879.1	430.0	20.80	.	s.043
06/ 1		3.0	843.1	440.0	26.40	.	s.042
07/ 1		3.0	964.2	450.0	28.30	.	s.041
08/ 1	F	4.0	1123.0	450.0	28.50	.	s.032
09/ 1	F	3.0	1131.9	470.0	27.20	.	s.044
10/ 1		3.0	1273.8	470.0	28.00	.	s.046
11/ 1		4.0	1005.9	470.0	26.40	.	s.082
12/ 1	F	3.0	1220.2	490.0	28.40	.	s.041
13/ 1		4.0	1288.8	490.0	27.80	.	s.044
14/ 1	F	4.0	1238.6	500.0	28.50	.	s.043
15/ 1	F	5.0	1585.4	520.0	28.60	.	s.112
16/ 1	F	4.0	1449.4	520.0	28.50	.	s.049
17/ 1	F	4.0	2295.6	610.0	25.30	.	s.058
18/ 1	M	3.0	2246.9	610.0	26.00	.	s.101
19/ 1	F	3.0	2742.0	620.0	28.00	.	s.082
20/ 1	F	4.0	2683.9	620.0	25.80	.	s.142
21/ 1	F	5.0	2522.7	620.0	26.10	.	s.072
22/ 1	F	5.0	2759.3	630.0	24.90	.	s.130
23/ 1	F	6.0	3086.6	640.0	27.10	.	s.270
24/ 1	F	6.0	4635.0	720.0	23.70	.	s.169
25/ 1	F	5.0	4609.0	830.0	23.00	.	s.384
Mean		3.8	1790.7	528.0	26.37	.	s.087
Minim.		2.0	579.3	380.0	20.20	.	s.032
Maxim.		6.0	4635.0	830.0	28.60	.	s.384
St.dev		1.1	1130.0	111.7	2.33	.	0.083
Count		25	25	25	25	.	25

s/q(28) ! Suspect value(s)
Sample.No 01 : Skin with metacercariae of cf. Cryptocotyle lingua Muscle with signs of inner bleeding
Sample.No 04 : Skin with metacercariae of cf. Cryptocotyle lingua Liver with necrotic cysts or tumors
Sample.No 05 : Muscle with signs of inner bleeding
Sample.No 06 : Skin with metacercariae of cf. Cryptocotyle lingua
Sample.No 07 : Skin with metacercariae of cf. Cryptocotyle lingua
Sample.No 08 : Muscle with signs of inner bleeding Fish malodorous
Sample.No 09 : Muscle with signs of inner bleeding Fish malodorous
Sample.No 10 : Skin with metacercariae of cf. Cryptocotyle lingua
Sample.No 11 : Muscle with signs of inner bleeding Fish flaccid
Sample.No 12 : Muscle with signs of inner bleeding Fish flaccid
Sample.No 13 : Muscle with signs of inner bleeding
Sample.No 14 : Muscle with signs of inner bleeding Liver with necrotic cysts or tumors
Sample.No 15 : Liver with necrotic cysts or tumors
Sample.No 16 : Muscle with signs of inner bleeding
Sample.No 17 : Muscle with signs of inner bleeding
Sample.No 18 : Muscle with signs of inner bleeding
Sample.No 19 : Muscle with signs of inner bleeding Skin with metacercariae of cf. Cryptocotyle lingua
Sample.No 20 : Muscle with signs of inner bleeding
Sample.No 21 : Muscle with signs of inner bleeding
Sample.No 22 : Muscle with signs of inner bleeding
Sample.No 23 : Skin with metacercariae of cf. Cryptocotyle lingua
Sample.No 24 : Skin with metacercariae of cf. Cryptocotyle lingua Muscle with signs of inner bleeding
Sample.No 25 : Skin with metacercariae of cf. Cryptocotyle lingua

209

Species : GADU MOR, Gadus morhua, GB: Cod, N: Torsk.
Sample.area: J63 Sørfjorden, Tissue : MUSCLE.
Locality : 53B Inner Sørfjord, Latitude: 60°10.00N, Longitude: 06°34.00E.
Catch,date : 1994-1000, Count: 25, Sample type: Bulked.

. Analytical Lab. =>						NIVA	NIVA	NIVA	NIVA	NIVA	NIVA	NIVA	NIVA	NIVA	NIVA	Σ(*)	Σ(*)	NIVA	NIVA	Σ(*)	NIVA	NIVA	Σ(*)	NIVA	NIVA
. Analysis Code. =>						341	341	341	341	341	341	341	341	341	341	!	!	341	341	!	341	341	!	341	341
Detection Limit =>						0.05	0.05	0.05	0.05	0.05	0.05	0.05	0.05	0.05	0.05	!	!	0.10	0.05	!	0.05	0.05	!	0.05	0.05
Samp/ Repl. no.	Sex F/M	Age year	Wght g	Lngt mm	Dry %	Fat %	CB28 ppb w.wt	CB52 ppb w.wt	CB101 ppb w.wt	CB105 ppb w.wt	CB118 ppb w.wt	CB138 ppb w.wt	CB153 ppb w.wt	CB156 ppb w.wt	CB180 ppb w.wt	CB209 ppb w.wt	CB_Σ7 ppb w.wt	CB_ΣΣ ppb w.wt	DDEPP ppb w.wt	TDEPP ppb w.wt	DD_Σn ppb w.wt	HCHA ppb w.wt	HCHG ppb w.wt	HC_Σn ppb w.wt	HCB ppb w.wt	QCB ppb w.wt
26/ 1	F	3.0	812.6	406.0	.	0.13	s<0.03	s<0.03	s0.03	s<0.03	s0.04	s0.06	s0.08	s<0.03	s<0.03	s<0.03	s<0.2	s<0.2	s0.10	s<0.03	s<0.13	s<0.03	s0.05	s<0.08	s0.03	s<0.03
27/ 1	F	3.0	1067.2	456.0	.	0.14	s<0.03	s<0.03	s0.04	s<0.03	s0.05	s0.08	s0.11	s<0.03	s0.03	s<0.03	s<0.3	s<0.3	s0.14	s<0.03	s<0.17	s0.03	s0.06	s0.09	s0.04	s<0.03
28/ 1	F	4.0	1267.8	494.0	.	0.12	s<0.03	s<0.03	s0.04	s<0.03	s0.06	s0.09	s0.12	s<0.03	s0.04	s<0.03	s<0.4	s<0.4	s0.15	s<0.03	s<0.18	s0.03	s0.05	s0.08	s0.04	s<0.03
29/ 1	X	4.0	2283.6	596.0	.	0.11	s<0.03	s<0.03	s0.05	s<0.03	s0.05	s0.08	s0.12	s<0.03	s0.05	s<0.03	s<0.4	s<0.4	s0.13	s<0.03	s<0.16	s0.03	s0.06	s0.09	s0.05	s<0.03
30/ 1	F	5.0	3522.5	688.0	.	0.17	s<0.03	s0.03	s0.10	s0.08	s0.22	s0.43	s0.75	s0.09	s0.42	s<0.03	s<2.0	s<2.2	s1.28	s0.07	s1.35	s<0.03	s0.05	s<0.08	s0.07	s<0.03
Mean		3.8	1790.7	528.0	.	0.13	s<<0.03	s<<0.03	s0.05	s<<0.04	s0.08	s0.15	s0.24	s<<0.04	s<0.11	s<<0.03	s<<0.7	s<<0.7	s0.36	s<<.04	s<<0.40	s<<.03	s0.05	s<<.08	s0.05	s<<.03
Minim.		3.0	812.6	406.0	.	0.11	s<0.03	s<0.03	s0.03	s<0.03	s0.04	s0.06	s0.08	s<0.03	s<0.03	s<0.03	s<0.2	s<0.2	s0.10	s<0.03	s<0.13	s<0.03	s0.05	s<0.08	s0.03	s<0.03
Maxim.		5.0	3522.5	688.0	.	0.17	s<0.03	s0.03	s0.10	s0.08	s0.22	s0.43	s0.75	s0.09	s0.42	s<0.03	s<2.0	s<2.2	s1.28	s0.07	s1.35	s<0.03	s0.06	s0.09	s0.07	s<0.03
St.dev		0.8	1117.5	113.4	.	0.02	~0.00	~0.00	0.03	~0.02	0.08	0.16	0.29	~0.03	~0.17	~0.00	~0.7	~0.8	0.51	~0.02	~0.53	~0.00	0.01	~0.01	0.02	~0.00
Count		5	5	5	.	5	5	5	5	5	5	5	5	5	5	5	5	5	5	5	5	5	5	5	5	5

s/o(168) ! Suspect value(s)

Tab.width cont'd GADU MOR, MU, J63, 53B Inner Sørfjord, 1994-1000.

. Analytical Lab. =>					NIVA
. Analysis Code. =>					341
Detection Limit =>					0.05
Samp/ Repl. no.	Sex F/M	Age year	Wght g	Lngt mm	OCS ppb w.wt
26/ 1	F	3.0	812.6	406.0	s<0.03
27/ 1	F	3.0	1067.2	456.0	s<0.03
28/ 1	F	4.0	1267.8	494.0	s<0.03
29/ 1	X	4.0	2283.6	596.0	s<0.03
30/ 1	F	5.0	3522.5	688.0	s<0.03
Mean		3.8	1790.7	528.0	s<<.03
Minim.		3.0	812.6	406.0	s<0.03
Maxim.		5.0	3522.5	688.0	s<0.03
St.dev		0.8	1117.5	113.4	~0.00
Count		5	5	5	5

210

Species : **GADU MOR**, Gadus morhua, GB: Cod, N: Torsk.
Sample.area: **J63 Sørfjorden**, Tissue : **MUSCLE.**
Locality : **53B Inner Sørfjord**, Latitude: 60°10.00N, Longitude: 06°34.00E.
Catch,date : **1995-1015**, Count: 25, Sample type: **Individual.**

. Analytical Lab. =>							NIVA
. Analysis Code. =>							310
Detection Limit =>							0.005
Samp/ Repl. no.	Sex F/M	Age year	Wght g	Lngt mm	Dry %	Fat %	Hg ppm w.wt
01/ 1	F	3.0	819.5	380.0	21.50	.	0.062
02/ 1		3.0	822.1	410.0	20.40	.	0.049
03/ 1		4.0	980.4	415.0	21.40	.	0.065
04/ 1	F	3.0	857.0	420.0	21.50	.	0.047
05/ 1	F	4.0	1000.8	430.0	21.10	.	0.053
06/ 1	M	3.0	936.2	430.0	20.50	.	0.076
07/ 1	M	3.0	990.9	440.0	20.70	.	0.053
08/ 1	F	3.0	1096.5	450.0	20.20	.	0.050
09/ 1	F	4.0	1184.5	465.0	21.40	.	0.057
10/ 1	M	3.0	1414.4	470.0	20.50	.	0.047
11/ 1	M	3.0	1255.8	480.0	20.40	.	0.054
12/ 1	M	3.0	1347.4	480.0	20.20	.	0.074
13/ 1	F	3.0	1377.7	500.0	20.90	.	0.084
14/ 1	F	4.0	1372.5	500.0	20.50	.	0.053
15/ 1	M	3.0	1570.3	500.0	21.50	.	0.104
16/ 1	F	4.0	1623.9	510.0	21.00	.	0.066
17/ 1	F	4.0	1623.7	520.0	20.10	.	0.059
18/ 1	F	5.0	1883.0	560.0	21.90	.	0.094
19/ 1	M	5.0	1947.5	570.0	19.60	.	0.082
20/ 1	M	4.0	2265.5	570.0	20.90	.	0.076
21/ 1	F	5.0	2539.8	590.0	21.20	.	0.097
22/ 1	F	5.0	3300.0	690.0	19.40	.	0.137
23/ 1	F	5.0	3300.0	690.0	20.00	.	0.087
24/ 1	M	7.0	3300.0	710.0	14.90	.	0.325
25/ 1	F	8.0	4300.0	760.0	16.30	.	0.397
Mean		4.0	1724.4	517.6	20.32	.	0.094
Minim.		3.0	819.5	380.0	14.90	.	0.047
Maxim.		8.0	4300.0	760.0	21.90	.	0.397
St.dev		1.3	939.1	102.7	1.57	.	0.084
Count		25	25	25	25	.	25

Sample.No 05 : Muscle with signs of inner bleeding
Sample.No 15 : Muscle with signs of inner bleeding
Sample.No 16 : Skin with metacercariae of cf. Cryptocotyle lingua Muscle with signs of inner bleeding
Sample.No 18 : Skin with metacercariae of cf. Cryptocotyle lingua Muscle with signs of inner bleeding Liver and/or intestinal guts with larvae of Anisakis simplex
Sample.No 19 : Skin with metacercariae of cf. Cryptocotyle lingua Muscle with signs of inner bleeding
Sample.No 20 : Skin with metacercariae of cf. Cryptocotyle lingua Muscle with signs of inner bleeding
Sample.No 21 : Skin with metacercariae of cf. Cryptocotyle lingua Muscle with signs of inner bleeding Skin with ulceration, lymphocytic areas and/or lesions
Sample.No 22 : Skin with metacercariae of cf. Cryptocotyle lingua Muscle with signs of inner bleeding Skin with ulceration, lymphocytic areas and/or lesions
Sample.No 23 : Skin with metacercariae of cf. Cryptocotyle lingua
Sample.No 24 : Gills with Lernaeocera copepods Liver with signs of bleeding
Sample.No 25 : Skin with metacercariae of cf. Cryptocotyle lingua Muscle with signs of inner bleeding

211

Species : GADU MOR, Gadus morhua, GB: Cod, N: Torsk.
Sample.area: J63 Sørfjorden, Tissue : MUSCLE.
Locality : 53B Inner Sørfjord, Latitude: 60°10.00N, Longitude: 06°34.00E.
Catch,date : 1995-1015, Count: 25, Sample type: Bulked.

. Analytical Lab. =>						NIVA	NIVA	NIVA	NIVA	NIVA	NIVA	NIVA	NIVA	NIVA	NIVA	Σ(*)	Σ(*)	NIVA	NIVA	Σ(*)	NIVA	NIVA	Σ(*)	NIVA	NIVA
. Analysis Code. =>						341	341	341	341	341	341	341	341	341	341	!	!	341	341	!	341	341	!	341	341
____ Detection Limit =>						0.05	0.05	0.05	0.05	0.05	0.05	0.05	0.05	0.05	0.05	!	!	0.10	0.05	!	0.05	0.05	!	0.05	0.05
Samp/ Repl. no.	Sex F/M	Age year	Wght g	Lngt mm	Dry %	Fat %	CB28 ppb w.wt	CB52 ppb w.wt	CB101 ppb w.wt	CB105 ppb w.wt	CB118 ppb w.wt	CB138 ppb w.wt	CB153 ppb w.wt	CB156 ppb w.wt	CB180 ppb w.wt	CB209 ppb w.wt	CB_Σ7 ppb w.wt	CB_ΣΣ ppb w.wt	DDEPP ppb w.wt	TDEPP ppb w.wt	DD_Σn ppb w.wt	HCHA ppb w.wt	HCHG ppb w.wt	HC_Σn ppb w.wt	HCB ppb w.wt	QCB ppb w.wt
26/ 1	F	3.0	896.0	411.0	21.20	0.31	<0.03	0.03	0.04	<0.03	0.04	0.06	0.08	<0.03	0.03	<0.03	<0.3	<0.3	0.05	<0.03	<0.08	<0.03	0.03	<0.06	0.03	<0.03
27/ 1	X	3.0	1124.6	451.0	20.70	0.34	<0.03	0.03	0.04	<0.03	0.04	0.08	0.10	<0.03	0.03	<0.03	<0.4	<0.4	0.06	<0.03	<0.09	<0.03	0.04	<0.07	0.03	0.03
28/ 1	X	3.0	1384.7	492.0	20.70	0.36	<0.03	<0.03	0.05	<0.03	0.05	0.08	0.12	<0.03	0.04	<0.03	<0.4	<0.4	0.08	<0.03	<0.11	<0.03	0.04	<0.07	0.03	<0.03
29/ 1	X	4.0	1868.7	546.0	20.70	0.27	<0.03	0.03	0.06	<0.03	0.06	0.11	0.15	<0.03	0.04	<0.03	<0.5	<0.5	0.29	<0.03	<0.32	<0.03	0.03	<0.06	0.04	<0.03
30/ 1	X	6.0	3348.0	688.0	18.40	0.26	<0.03	0.03	0.08	0.07	0.17	0.39	0.61	0.05	0.25	0.03	<1.6	<1.7	0.26	<0.03	<0.29	<0.03	0.03	<0.06	0.04	<0.03
Mean		3.8	1724.4	517.6	20.34	0.31	<<0.03	<0.03	0.05	<<0.04	0.07	0.14	0.21	<<0.03	0.08	<<0.03	<<0.6	<<0.6	0.15	<<0.03	<<0.18	<<0.03	0.03	<<0.06	0.03	<<0.03
Minim.		3.0	896.0	411.0	18.40	0.26	<0.03	<0.03	0.04	<0.03	0.04	0.06	0.08	<0.03	0.03	<0.03	<0.3	<0.3	0.05	<0.03	<0.08	<0.03	0.03	<0.06	0.03	<0.03
Maxim.		6.0	3348.0	688.0	21.20	0.36	<0.03	0.03	0.08	0.07	0.17	0.39	0.61	0.05	0.25	0.03	<1.6	<1.7	0.29	<0.03	<0.32	<0.03	0.04	<0.07	0.04	<0.03
St.dev		1.3	977.0	107.6	1.11	0.04	~0.00	~0.00	0.02	~0.02	0.06	0.14	0.22	~0.01	0.10	~0.00	~0.5	~0.6	0.12	~0.00	~0.12	~0.00	0.01	~0.01	0.01	~0.00
Count		5	5	5	5	5	5	5	5	5	5	5	5	5	5	5	5	5	5	5	5	5	5	5	5	5

Tab.width cont'd GADU MOR, MU, J63, 53B Inner Sørfjord, 1995-1015.

. Analytical Lab. =>					NIVA
. Analysis Code. =>					341
____ Detection Limit =>					0.05
Samp/ Repl. no.	Sex F/M	Age year	Wght g	Lngt mm	OCS ppb w.wt
26/ 1	F	3.0	896.0	411.0	<0.03
27/ 1	X	3.0	1124.6	451.0	<0.03
28/ 1	X	3.0	1384.7	492.0	<0.03
29/ 1	X	4.0	1868.7	546.0	<0.03
30/ 1	X	6.0	3348.0	688.0	<0.03
Mean		3.8	1724.4	517.6	<<0.03
Minim.		3.0	896.0	411.0	<0.03
Maxim.		6.0	3348.0	688.0	<0.03
St.dev		1.3	977.0	107.6	~0.00
Count		5	5	5	5

Sample.No 26 : Bulk of NIVA nos.: 1,2,3,4,5
Sample.No 27 : Bulk of NIVA nos.: 6,7,8,9,10
Sample.No 28 : Bulk of NIVA nos.: 11,12,13,14,15
Sample.No 29 : Bulk of NIVA nos.: 16,17,18,19,20
Sample.No 30 : Bulk of NIVA nos.: 21,22,23,24,25

212

Species : GADU MOR, Gadus morhua, GB: Cod, N: Torsk.
Sample.area: J63 Sørfjorden, Tissue : MUSCLE.
Locality : 53B Inner Sørfjord, Latitude: 60°07.30N, Longitude: 06°33.50E.
Catch,date : 1996-0807, Count: 15, Sample type: Individual.
Comment : Tyssedal, 5-10m, fish traps

. Analytical Lab. =>								NIVA
. Analysis Code. =>								310
Detection Limit =>								0.005
Samp/ Repl. no.	Sex F/M	Age year	Wght g	Lngt mm	Mean Weight g	Dry %	Fat %	Hg ppm w.wt
01/ 1	F	3.5	258.3	305.0	52.5	19.90	.	0.175
02/ 1	M	3.0	287.1	310.0	50.6	19.70	.	0.100
03/ 1	M	3.0	285.8	310.0	50.2	18.60	.	0.217
04/ 1	F	4.0	204.4	320.0	51.7	18.90	.	0.201
05/ 1	F	3.0	311.2	320.0	50.9	18.90	.	0.129
06/ 1	M	4.5	319.3	325.0	54.8	19.50	.	0.152
07/ 1	M	4.0	369.4	340.0	50.0	17.70	.	0.485
08/ 1	M	3.0	333.3	350.0	51.2	18.30	.	0.334
09/ 1	M	4.0	380.3	360.0	50.1	19.90	.	0.186
10/ 1	F	3.5	410.4	360.0	51.1	18.90	.	0.131
11/ 1	F	4.0	470.6	360.0	51.1	19.40	.	0.107
12/ 1	M	4.0	428.7	370.0	46.4	19.70	.	0.299
13/ 1	M	4.0	423.6	380.0	51.3	19.60	.	0.372
14/ 1	F	5.0	1070.5	480.0	59.7	18.90	.	0.362
15/ 1	F	6.5	1543.2	560.0	59.7	19.70	.	0.211
Mean		3.9	473.1	363.3	52.1	19.17	.	0.231
Minim.		3.0	204.4	305.0	46.4	17.70	.	0.100
Maxim.		6.5	1543.2	560.0	59.7	19.90	.	0.485
St.dev		0.9	357.3	69.5	3.5	0.64	.	0.114
Count		15	15	15	15	15	.	15

219

Sample.No 10 : Skin with ulceration, lymphocytic areas and/or lesions
Sample.No 11 : Bacterial fin rot Skin with ulceration, lymphocytic areas and/or lesions

Species : GADU MOR, Gadus morhua, GB: Cod, N: Torsk.
Sample.area: J63 Sørfjorden, Tissue : MUSCLE.
Locality : 53B Inner Sørfjord, Latitude: 60°07.30N, Longitude: 06°33.50E.
Catch,date : 1996-0807, Count: 15, Sample type: Bulked.
Comment : Tyssedal, 5-10m, fish traps

. Analytical Lab. =>								NIVA	NIVA	NIVA	NIVA	NIVA	NIVA	NIVA	NIVA	NIVA	NIVA	Σ(*)	Σ(*)	NIVA	NIVA	Σ(*)	NIVA	NIVA	Σ(*)	NIVA
. Analysis Code. =>								341	341	341	341	341	341	341	341	341	341	!	!	341	341	!	341	341	!	341
Detection Limit =>								0.05	0.05	0.05	0.05	0.05	0.05	0.05	0.05	0.05	0.05	!	!	0.10	0.05	!	0.05	0.05	!	0.05
Samp/ Repl. no.	Sex F/M	Age year	Wght g	Lngt mm	Mean Weight g	Dry %	Fat %	CB28 ppb w.wt	CB52 ppb w.wt	CB101 ppb w.wt	CB105 ppb w.wt	CB118 ppb w.wt	CB138 ppb w.wt	CB153 ppb w.wt	CB156 ppb w.wt	CB180 ppb w.wt	CB209 ppb w.wt	CB_Σ7 ppb w.wt	CB_ΣΣ ppb w.wt	DDEPP ppb w.wt	TDEPP ppb w.wt	DD_Σn ppb w.wt	HCHA ppb w.wt	HCHG ppb w.wt	HC_Σn ppb w.wt	HCB ppb w.wt
16/ 1	X	3.3	269.4	313.0	51.2	.	0.41	0.10	0.23	1.39	0.93	2.42	5.47	6.88	0.67	2.34	<0.03	18.8	<20.5	4.17	0.33	4.50	<0.03	miss	<0.03	0.04
17/ 1	X	3.8	362.5	347.0	51.4	.	0.40	0.03	0.20	1.80	1.36	3.07	5.53	6.01	0.67	1.41	<0.03	18.1	<20.1	6.57	0.79	7.36	<0.03	s0.18	s<0.21	0.07
18/ 1	X	4.7	787.3	430.0	53.6	.	0.39	0.28	0.24	0.87	2.11	4.49	5.78	5.59	0.78	1.45	<0.03	18.7	<21.6	4.51	0.77	5.28	<0.03	s0.24	s<0.27	0.08
Mean		3.9	473.1	363.3	52.1	.	0.40	0.14	0.22	1.35	1.47	3.33	5.59	6.16	0.71	1.73	<<0.03	18.5	<<20.7	5.08	0.63	5.71	<<0.03	s0.21	<0.03	0.06
Minim.		3.3	269.4	313.0	51.2	.	0.39	0.03	0.20	0.87	0.93	2.42	5.47	5.59	0.67	1.41	<0.03	18.1	<20.1	4.17	0.33	4.50	<0.03	s0.18	<0.03	0.04
Maxim.		4.7	787.3	430.0	53.6	.	0.41	0.28	0.24	1.80	2.11	4.49	5.78	6.88	0.78	2.34	<0.03	18.8	<21.6	6.57	0.79	7.36	<0.03	s0.24	<0.03	0.08
St.dev		0.7	276.1	60.2	1.4	.	0.01	0.13	0.02	0.47	0.60	1.06	0.16	0.66	0.06	0.53	~0.00	0.4	~0.8	1.30	0.26	1.48	~0.00	0.04	.	0.02
Count		3	3	3	3	.	3	3	3	3	3	3	3	3	3	3	3	3	3	3	3	3	3	2	i1	3

s/q (7) ! Suspect value(s)
i (1) ! Suspect or ambiguous basis-value(s) ignored in statistics.
miss(1) ! Missing value.

Tab.width cont'd GADU MOR, MU, J63, 53B Inner Sørfjord, 1996-0807.

. Analytical Lab. =>					NIVA	NIVA
. Analysis Code. =>					341	341
Detection Limit =>					0.05	0.05
Samp/ Repl. no.	Sex F/M	Age year	Wght g	Lngt mm	QCB ppb w.wt	OCS ppb w.wt
16/ 1	X	3.3	269.4	313.0	<0.03	<0.03
17/ 1	X	3.8	362.5	347.0	0.03	<0.03
18/ 1	X	4.7	787.3	430.0	<0.03	<0.03
Mean		3.9	473.1	363.3	<<0.03	<<0.03
Minim.		3.3	269.4	313.0	<0.03	<0.03
Maxim.		4.7	787.3	430.0	<0.03	<0.03
St.dev		0.7	276.1	60.2	~0.00	~0.00
Count		3	3	3	3	3

Sample.No 16 : Bulk of NIVA nos.:1,2,3,4,5
Sample.No 17 : Bulk of NIVA nos.:6,7,8,9,10
Sample.No 18 : Bulk of NIVA nos.:11,12,13,14,15

Species : GADU MOR, Gadus morhua, GB: Cod, N: Torsk.
Sample.area: J63 Sørfjorden, Tissue : MUSCLE.
Locality : 53B Inner Sørfjord, Latitude: 60°08.00N, Longitude: 06°32.50E.
Catch,date : 1996-0814, Count: 15, Sample type: Individual.
Comment : Edna, 5-10m, fish traps

. Analytical Lab. =>								NIVA
. Analysis Code. =>								310
Detection Limit =>								0.005
Samp/ Repl. no.	Sex F/M	Age year	Wght g	Lngt mm	Mean Weight g	Dry %	Fat %	Hg ppm w.wt
01/ 1	M	3.5	345.9	350.0	54.8	19.70	.	0.161
02/ 1	F	4.0	434.5	350.0	50.1	20.50	.	0.229
03/ 1	M	4.0	401.8	360.0	51.7	20.30	.	0.186
04/ 1	M	4.0	425.9	365.0	52.0	20.20	.	0.240
05/ 1	M	4.0	471.1	375.0	52.3	21.90	.	0.139
06/ 1	M	3.0	504.1	380.0	53.4	20.90	.	0.240
07/ 1	F	3.0	452.7	385.0	54.3	19.70	.	0.268
08/ 1	M	4.5	594.3	400.0	54.9	20.10	.	0.276
09/ 1	F	4.0	616.5	405.0	50.5	19.80	.	0.235
10/ 1	M	4.0	803.4	445.0	56.2	19.70	.	0.274
11/ 1	M	4.0	916.8	450.0	52.9	19.00	.	0.352
12/ 1	F	4.0	983.8	480.0	58.5	20.00	.	0.290
13/ 1	M	5.0	994.5	480.0	54.9	19.20	.	0.332
14/ 1	F	4.0	1185.3	500.0	56.4	20.50	.	0.236
15/ 1	F	6.5	1221.9	530.0	54.1	18.60	.	0.330
Mean		4.1	690.2	417.0	53.8	20.01	.	0.253
Minim.		3.0	345.9	350.0	50.1	18.60	.	0.139
Maxim.		6.5	1221.9	530.0	58.5	21.90	.	0.352
St.dev		0.8	300.2	59.2	2.3	0.80	.	0.061
Count		15	15	15	15	15	.	15

Sample.No 01 : Skin with ulceration, lymphocytic areas and/or lesions
Sample.No 11 : Skin with ulceration, lymphocytic areas and/or lesions
Sample.No 14 : Skin with ulceration, lymphocytic areas and/or lesions

214

Species : GADU MOR, Gadus morhua, GB: Cod, N: Torsk.
Sample.area: J63 Sørfjorden, Tissue : MUSCLE.
Locality : 53B Inner Sørfjord, Latitude: 60°08.00N, Longitude: 06°32.50E.
Catch,date : 1996-0814, Count: 15, Sample type: Bulked.
Comment : Edna, 5-10m, fish traps

. Analytical Lab. =>																								
. Analysis Code. =>						NIVA	NIVA	NIVA	NIVA	NIVA	NIVA	NIVA	NIVA	NIVA	NIVA	Σ(*)	Σ(*)	NIVA	NIVA	Σ(*)	NIVA	NIVA	Σ(*)	NIVA
Detection Limit =>						341	341	341	341	341	341	341	341	341	341	!	!	341	341	!	341	341	!	341
				Mean			0.05	0.05	0.05	0.05	0.05	0.05	0.05	0.05	0.05	!	!	0.10	0.05	!	0.05	0.05	!	0.05
Samp/ Sex Age Wght Lngt				Weight	Dry	Fat	CB28	CB52	CB101	CB105	CB118	CB138	CB153	CB156	CB180	CB209	CB_Σ7	CB_ΣΣ	DDEPP	TDEPP	DD_Σn	HCHA	HCHG	HC_Σn	HCB
Repl. F/M year g mm				g	%	%	ppb	ppb	ppb	ppb	ppb	ppb	ppb	ppb	ppb	ppb	ppb	ppb	ppb	ppb	ppb	ppb	ppb	ppb	ppb
no.							w.wt	w.wt	w.wt	w.wt	w.wt	w.wt	w.wt	w.wt	w.wt	w.wt	w.wt	w.wt	w.wt	w.wt	w.wt	w.wt	w.wt	w.wt	w.wt
16/ 1 X	3.9	415.8	360.0	52.2	.	0.34	0.05	0.93	8.92	7.46	17.70	21.46	16.18	2.91	3.18	<0.03	68.4	<78.8	4.01	0.51	4.52	<0.03	0.11	<0.14	0.06
17/ 1 X	3.9	594.2	403.0	53.9	.	0.44	0.17	1.04	4.32	3.25	6.27	6.70	5.54	0.98	1.40	<0.03	25.4	<29.7	3.76	0.62	4.38	<0.03	s0.26	s<0.29	0.08
18/ 1 X	4.7	787.3	430.0	55.4	.	0.32	0.15	1.47	5.90	4.26	9.35	11.56	10.39	1.61	2.78	<0.03	41.6	<47.5	2.48	0.40	2.88	<0.03	0.06	<0.09	0.06
Mean	4.2	599.1	397.7	53.8	.	0.37	0.12	1.15	6.38	4.99	11.11	13.24	10.70	1.83	2.45	<<0.03	45.2	<<52.0	3.42	0.51	3.93	<<0.03	0.08	<<0.12	0.07
Minim.	3.9	415.8	360.0	52.2	.	0.32	0.05	0.93	4.32	3.25	6.27	6.70	5.54	0.98	1.40	<0.03	25.4	<29.7	2.48	0.40	2.88	<0.03	0.06	<0.09	0.06
Maxim.	4.7	787.3	430.0	55.4	.	0.44	0.17	1.47	8.92	7.46	17.70	21.46	16.18	2.91	3.18	<0.03	68.4	<78.8	4.01	0.62	4.52	<0.03	0.11	<0.14	0.08
St.dev	0.5	185.8	35.3	1.6	.	0.06	0.06	0.29	2.34	2.20	5.91	7.52	5.33	0.98	0.93	~0.00	21.7	~24.9	0.82	0.11	0.91	~0.00	0.04	~0.04	0.01
Count	3	3	3	3	.	3	3	3	3	3	3	3	3	3	3	3	3	3	3	3	3	3	12	12	3

s/q(2) ! Suspect value(s)
i (2) ! Suspect or ambiguous basis-value(s) ignored in statistics.

215

Tab.width cont'd GADU MOR, MU, J63, 53B Inner Sørfjord, 1996-0814.

. Analytical Lab. =>				NIVA	NIVA
. Analysis Code. =>				341	341
Detection Limit =>				0.05	0.05
Samp/ Sex Age Wght Lngt				QCB	OCS
Repl. F/M year g mm				ppb	ppb
no.				w.wt	w.wt
16/ 1 X	3.9	415.8	360.0	0.03	<0.03
17/ 1 X	3.9	594.2	403.0	0.05	<0.03
18/ 1 X	4.7	787.3	430.0	0.04	<0.03
Mean	4.2	599.1	397.7	0.04	<<0.03
Minim.	3.9	415.8	360.0	0.03	<0.03
Maxim.	4.7	787.3	430.0	0.05	<0.03
St.dev	0.5	185.8	35.3	0.01	~0.00
Count	3	3	3	3	3

Sample.No 16 : Bulk of NIVA nos.:1,5,2,4,6
Sample.No 17 : Bulk of NIVA nos.:7,3,9,10,11
Sample.No 18 : Bulk of NIVA nos.:14,12,13,8,15

Species : GADU MOR, Gadus morhua, GB: Cod, N: Torsk.
Sample.area: J63 Sørfjorden, Tissue : MUSCLE.
Locality : S3B Inner Sørfjord, Latitude: 60°07.30N, Longitude: 06°33.50E.
Catch,date : 1996-1201, Count: 10, Sample type: Individual.
Comment : Tyssedal, 5-10m, fish traps

. Analytical Lab. =>								NIVA
. Analysis Code. =>								310
Detection Limit =>					Mean	Dry	Fat	0.005
Samp/ Repl. no.	Sex F/M	Age year	Wght g	Lngt mm	Weight g	%	%	Hg ppm w.wt
01/ 1	F	5.0	1415.0	510.0	52.8	21.10	.	0.208
02/ 1	M	7.0	1534.0	530.0	52.7	23.40	.	0.277
03/ 1	M	7.0	1545.0	535.0	52.5	21.60	.	0.092
04/ 1	M	5.0	1906.0	550.0	53.2	20.90	.	0.147
05/ 1	M	6.0	2012.0	570.0	53.5	21.00	.	0.065
06/ 1	M	5.0	1670.0	575.0	52.5	20.40	.	0.512
07/ 1	M	6.0	1910.0	580.0	52.8	21.90	.	0.344
08/ 1	F	6.0	2235.0	600.0	54.2	23.00	.	0.424
09/ 1	M	6.0	2402.0	660.0	53.2	18.60	.	0.417
10/ 1	M	8.0	3088.0	660.0	53.0	20.50	.	0.360
Mean		6.1	1971.7	577.0	53.0	21.24	.	0.285
Minim.		5.0	1415.0	510.0	52.5	18.60	.	0.065
Maxim.		8.0	3088.0	660.0	54.2	23.40	.	0.512
St.dev		1.0	503.9	51.2	0.5	1.36	.	0.152
Count		10	10	10	10	10	.	10

Sample.No 01 : Muscle with signs of inner bleeding
Sample.No 02 : Muscle with signs of inner bleeding
Sample.No 05 : Liver and/or intestinal guts with larvae of Anisakis simplex
Sample.No 06 : Bacterial fin rot
Sample.No 07 : Bacterial fin rot
Sample.No 08 : Muscle with signs of inner bleeding
Sample.No 09 : Muscle with signs of inner bleeding
Sample.No 10 : Muscle with signs of inner bleeding

216

Species : **GADU MOR**, Gadus morhua, GB: Cod, N: Torsk.
Sample.area: **J63 Sørfjorden**, Tissue : **MUSCLE.**
Locality : **53B Inner Sørfjord**, Latitude: 60°08.00N, Longitude: 06°32.50E.
Catch,date : **1996-1202**, Count: 10, Sample type: **Individual.**
Comment : Edna, 5-10m, fish traps

. Analytical Lab. =>								NIVA
. Analysis Code. =>								310
Detection Limit =>								0.005
Samp/ Repl. no.	Sex F/M	Age year	Wght g	Lngt mm	Mean Weight g	Dry %	Fat %	Hg ppm w.wt
01/ 1	F	5.0	1253.0	500.0	55.2	22.40	.	0.179
02/ 1	F	6.0	1674.0	550.0	57.1	21.90	.	0.127
03/ 1	M	5.0	1950.0	570.0	53.9	23.10	.	0.509
04/ 1	M	6.5	2123.0	570.0	57.9	20.60	.	0.157
05/ 1	M	5.0	2138.0	615.0	55.3	20.10	.	0.147
06/ 1	M	5.0	2119.0	620.0	55.0	18.90	.	0.508
07/ 1	M	6.5	2631.0	640.0	55.3	20.70	.	0.132
08/ 1	F	8.0	2480.0	660.0	54.9	21.70	.	0.707
09/ 1	F	7.0	2962.0	700.0	56.0	19.00	.	1.225
10/ 1	F	9.0	5003.0	810.0	57.6	20.50	.	0.248
Mean		6.3	2433.3	623.5	55.8	20.89	.	0.394
Minim.		5.0	1253.0	500.0	53.9	18.90	.	0.127
Maxim.		9.0	5003.0	810.0	57.9	23.10	.	1.225
St.dev		1.4	1022.5	87.4	1.3	1.39	.	0.356
Count		10	10	10	10	10	.	10

Sample.No 01 : Muscle with signs of inner bleeding
Sample.No 02 : Muscle with signs of inner bleeding
Sample.No 03 : Muscle with signs of inner bleeding
Sample.No 04 : Muscle with signs of inner bleeding
Sample.No 05 : Muscle with signs of inner bleeding Liver and/or intestinal guts with larvae of Anisakis simplex
Sample.No 06 : Skin with metacercariae of cf. Cryptocotyle lingua Muscle with signs of inner bleeding Liver with necrotic areas and/or discolouration
Sample.No 07 : Muscle with signs of inner bleeding Liver and/or intestinal guts with larvae of Anisakis simplex
Sample.No 08 : Muscle with signs of inner bleeding Liver and/or intestinal guts with larvae of Anisakis simplex
Sample.No 09 : Muscle with signs of inner bleeding
Sample.No 10 : Skin with metacercariae of cf. Cryptocotyle lingua Muscle with signs of inner bleeding Liver and/or intestinal guts with larvae of Anisakis simplex

217

Species : GADU MOR, Gadus morhua, GB: Cod, N: Torsk.
Sample.area: J63 Sørfjorden, Tissue : MUSCLE.
Locality : 53B Inner Sørfjord, Latitude: 60°07.30N, Longitude: 06°33.50E.
Catch,date : 1997-0930, Count: 15, Sample type: Individual.
Comment : Tyssedal, 5-10m, fish traps

. Analytical Lab. =>							NIVA
. Analysis Code. =>							310
Detection Limit =>							0.005
Samp/ Repl. no.	Sex F/M	Age year	Wght g	Lngt mm	Dry %	Fat %	Hg ppm w.wt
01/ 1	M	4.0	391.1	360.0	17.50	.	0.260
02/ 1	F	5.0	417.8	360.0	19.10	.	0.120
03/ 1	M	5.0	516.9	370.0	18.10	.	0.270
04/ 1	F	5.0	361.0	370.0	15.70	.	0.230
05/ 1	F	4.0	429.4	370.0	16.20	.	0.170
06/ 1	M	5.0	313.3	370.0	19.90	.	0.120
07/ 1	M	4.0	465.1	410.0	13.80	.	0.220
08/ 1	M	5.0	655.4	420.0	17.40	.	0.330
09/ 1	M	5.0	472.2	420.0	15.20	.	0.390
10/ 1	M	5.0	777.4	420.0	18.60	.	0.130
11/ 1	M	4.0	776.1	425.0	16.30	.	0.230
12/ 1	F	5.0	567.9	440.0	15.40	.	0.170
13/ 1	F	6.0	674.0	465.0	13.10	.	0.430
14/ 1	F	5.0	962.6	480.0	17.60	.	0.430
15/ 1	M	6.0	1648.6	530.0	17.80	.	0.340
Mean		4.9	628.6	414.0	16.78	.	0.256
Minim.		4.0	313.3	360.0	13.10	.	0.120
Maxim.		6.0	1648.6	530.0	19.90	.	0.430
St.dev		0.6	335.7	49.9	1.92	.	0.107
Count		15	15	15	15	.	15

Sample.No 04 : Skin with metacercariae of cf. Cryptocotyle lingua
Sample.No 08 : Skin with ulceration, lymphocytic areas and/or lesions
Sample.No 09 : Skin with ulceration, lymphocytic areas and/or lesions
Sample.No 15 : Liver and/or intestinal guts with larvae of Anisakis simplex

218

Species : GADU MOR, Gadus morhua, GB: Cod, N: Torsk.
Sample.area: J63 Sørfjorden, Tissue : MUSCLE.
Locality : 53B Inner Sørfjord, Latitude: 60°07.30N, Longitude: 06°33.50E.
Catch,date : 1997-0930, Count: 15, Sample type: Bulked.
Comment : Tyssedal, 5-10m, fish traps

. Analytical Lab. =>							NIVA	NIVA	NIVA	NIVA	NIVA	NIVA	NIVA	NIVA	NIVA	NIVA	Σ(*)	Σ(*)	NIVA	NIVA	Σ(*)	NIVA	NIVA	Σ(*)	NIVA	NIVA
. Analysis Code. =>							341	341	341	341	341	341	341	341	341	341	!	!	341	341	!	341	341	!	341	341
Detection Limit =>							0.05	0.05	0.05	0.05	0.05	0.05	0.05	0.05	0.05	0.05	!	!	0.10	0.05	!	0.05	0.05	!	0.05	0.05
Samp/ Repl. no.	Sex F/M	Age year	Wght g	Lngt mm	Dry %	Fat %	CB28 ppb w.wt	CB52 ppb w.wt	CB101 ppb w.wt	CB105 ppb w.wt	CB118 ppb w.wt	CB138 ppb w.wt	CB153 ppb w.wt	CB156 ppb w.wt	CB180 ppb w.wt	CB209 ppb w.wt	CB_Σ7 ppb w.wt	CB_ΣΣ ppb w.wt	DDEPP ppb w.wt	TDEPP ppb w.wt	DD_Σn ppb w.wt	HCHA ppb w.wt	HCHG ppb w.wt	HC_Σn ppb w.wt	HCB ppb w.wt	QCB ppb w.wt
16/ 1	F	4.6	423.2	366.0	.	0.30	<0.05	<0.05	0.33	1.64	3.22	5.67	6.39	0.81	1.20	<0.05	<16.9	<19.3	6.08	0.67	6.75	<0.05	0.05	<0.10	0.06	<0.05
17/ 1	M	4.8	536.7	408.0	.	0.32	<0.05	<0.05	0.41	0.38	0.75	1.60	1.99	0.26	0.80	<0.05	<5.6	<6.2	4.75	0.56	5.31	<0.05	0.05	<0.10	0.07	<0.05
18/ 1	F	5.2	825.8	468.0	.	0.29	<0.05	<0.05	0.48	0.42	0.73	2.22	3.03	0.33	1.04	<0.05	<7.6	<8.3	4.61	0.49	5.10	<0.05	<0.05	<0.05	0.07	<0.05
Mean		4.9	595.2	414.0	.	0.30	<<0.05	<<0.05	0.41	0.81	1.57	3.16	3.80	0.47	1.01	<<0.05	<<10.0	<<11.3	5.15	0.57	5.72	<<0.05	<<0.05	<<0.08	0.07	<<0.05
Minim.		4.6	423.2	366.0	.	0.29	<0.05	<0.05	0.33	0.38	0.73	1.60	1.99	0.26	0.80	<0.05	<5.6	<6.2	4.61	0.49	5.10	<0.05	<0.05	<0.05	0.06	<0.05
Maxim.		5.2	825.8	468.0	.	0.32	<0.05	<0.05	0.48	1.64	3.22	5.67	6.39	0.81	1.20	<0.05	<16.9	<19.3	6.08	0.67	6.75	<0.05	0.05	<0.10	0.07	<0.05
St.dev		0.3	207.6	51.3	.	0.02	~0.00	~0.00	0.08	0.72	1.43	2.19	2.30	0.30	0.20	~0.00	~6.0	~7.0	0.81	0.09	0.90	~0.00	0.00	~0.03	0.01	~0.00
Count		3	3	3	.	3	3	3	3	3	3	3	3	3	3	3	3	3	3	3	3	3	3	3	3	3

Tab.width cont'd **GADU MOR, MU, J63, 53B Inner Sørfjord, 1997-0930.**

Samp/ Repl. no.	Sex F/M	Age year	Wght g	Lngt mm	OCS ppb w.wt
.	Analytical Lab. =>				NIVA
.	Analysis Code. =>				341
	Detection Limit =>				0.05
16/ 1	F	4.6	423.2	366.0	<0.05
17/ 1	M	4.8	536.7	408.0	<0.05
18/ 1	F	5.2	825.8	468.0	<0.05
Mean		4.9	595.2	414.0	<<0.05
Minim.		4.6	423.2	366.0	<0.05
Maxim.		5.2	825.8	468.0	<0.05
St.dev		0.3	207.6	51.3	~0.00
Count		3	3	3	3

Sample.No 16 : Bulk of NIVA nos.:10,11,5,8,18
Sample.No 17 : Bulk of NIVA nos.:21,7,4,9,19
Sample.No 18 : Bulk of NIVA nos.:13,3,1,14,17

Species : **GADU MOR**, Gadus morhua, GB: Cod, N: Torsk.
Sample.area: **J63 Sørfjorden**, Tissue : **MUSCLE.**
Locality : **53B Inner Sørfjord**, Latitude: 60°08.00N, Longitude: 06°32.50E.
Catch,date : **1997-1004**, Count: 15, Sample type: **Individual.**
Comment : Edna, 5-10m, fish traps

219

Samp/ Repl. no.	Sex F/M	Age year	Wght g	Lngt mm	Dry %	Fat %	Hg ppm w.wt
.	Analytical Lab. =>						NIVA
.	Analysis Code. =>						310
	Detection Limit =>						0.005
01/ 1	M	3.0	388.5	220.0	19.60	.	0.068
02/ 1	M	4.0	274.6	300.0	20.20	.	0.153
03/ 1	F	4.0	444.2	335.0	21.20	.	0.059
04/ 1		5.0	385.7	370.0	20.20	.	0.104
05/ 1	F	6.0	497.3	375.0	20.60	.	0.085
06/ 1	M	5.0	621.0	395.0	21.70	.	0.099
07/ 1	F	6.0	670.5	400.0	20.30	.	0.128
08/ 1	M	4.0	841.2	430.0	20.50	.	0.498
09/ 1	M	6.0	934.5	445.0	21.90	.	0.136
10/ 1	F	6.0	918.7	450.0	20.00	.	0.259
11/ 1	M	6.0	1357.3	540.0	21.50	.	0.215
12/ 1	M	6.0	1052.8	540.0	19.20	.	0.285
13/ 1	M	6.0	1029.6	565.0	19.90	.	0.188
14/ 1	M	6.0	1108.6	590.0	20.40	.	0.234
15/ 1	F	7.0	1509.4	630.0	18.40	.	0.243
Mean		5.3	802.3	439.0	20.37	.	0.184
Minim.		3.0	274.6	220.0	18.40	.	0.059
Maxim.		7.0	1509.4	630.0	21.90	.	0.498
St.dev		1.1	372.6	115.3	0.94	.	0.113
Count		15	15	15	15	.	15

Sample.No 01 : Signs of mechanical damage (e.g., net wounds)
Sample.No 02 : Skin with metacercariae of cf. Cryptocotyle lingua
Sample.No 11 : Skin with ulceration, lymphocytic areas and/or lesions
Sample.No 13 : Skin with ulceration, lymphocytic areas and/or lesions

Species : GADU MOR, Gadus morhua, GB: Cod, N: Torsk.
Sample.area: J63 Sørfjorden, Tissue : MUSCLE.
Locality : 53B Inner Sørfjord, Latitude: 60°08.00N, Longitude: 06°32.50E.
Catch,date : 1997-1004, Count: 15, Sample type: Bulked.
Comment : Edna, 5-10m, fish traps

. Analytical Lab. =>						NIVA	NIVA	NIVA	NIVA	NIVA	NIVA	NIVA	NIVA	NIVA	NIVA	Σ(*)	Σ(*)	NIVA	NIVA	Σ(*)	NIVA	NIVA	Σ(*)	NIVA	NIVA
. Analysis Code. =>						341	341	341	341	341	341	341	341	341	341	!	!	341	341	!	341	341	!	341	341
____ Detection Limit =>						0.05	0.05	0.05	0.05	0.05	0.05	0.05	0.05	0.05	0.05	!	!	0.10	0.05	!	0.05	0.05	!	0.05	0.05
Samp/ Repl. no.	Sex F/M	Age year	Wght g	Lngt mm	Dry %	Fat %	CB28 ppb w.wt	CB52 ppb w.wt	CB101 ppb w.wt	CB105 ppb w.wt	CB118 ppb w.wt	CB138 ppb w.wt	CB153 ppb w.wt	CB156 ppb w.wt	CB180 ppb w.wt	CB209 ppb w.wt	CB_Σ7 ppb w.wt	CB_ΣΣ ppb w.wt	DDEPP ppb w.wt	TDEPP ppb w.wt	DD_Σn ppb w.wt	HCHA ppb w.wt	HCHG ppb w.wt	HC_Σn ppb w.wt	HCB ppb w.wt	QCB ppb w.wt
16/ 1	M	4.4	398.1	320.0	.	0.36	<0.05	<0.05	0.12	0.11	0.24	0.53	0.73	0.07	0.25	<0.05	<1.9	<2.1	4.57	0.47	5.04	<0.05	0.06	<0.11	<0.05	<0.05
17/ 1	M	5.4	797.2	424.0	.	0.40	<0.05	<0.05	0.13	0.22	0.45	0.71	0.81	0.10	0.24	<0.05	<2.4	<2.7	1.86	0.18	2.04	<0.05	0.05	<0.10	<0.05	0.05
18/ 1	M	6.2	1211.5	573.0	.	0.36	<0.05	<0.05	0.19	0.18	0.36	0.72	0.90	0.10	0.30	<0.05	<2.5	<2.8	2.11	0.26	2.37	0.05	0.05	0.10	0.06	<0.05
Mean		5.3	802.3	439.0	.	0.37	<<0.05	<<0.05	0.15	0.17	0.35	0.65	0.81	0.09	0.26	<<0.05	<<2.3	<<2.5	2.85	0.30	3.15	<<0.05	0.05	<<0.10	<<0.05	<<0.05
Minim.		4.4	398.1	320.0	.	0.36	<0.05	<0.05	0.12	0.11	0.24	0.53	0.73	0.07	0.24	<0.05	<1.9	<2.1	1.86	0.18	2.04	<0.05	0.05	<0.10	<0.05	<0.05
Maxim.		6.2	1211.5	573.0	.	0.40	<0.05	<0.05	0.19	0.22	0.45	0.72	0.90	0.10	0.30	<0.05	<2.5	<2.8	4.57	0.47	5.04	0.05	0.06	<0.11	0.06	<0.05
St.dev		0.9	406.7	127.2	.	0.02	~0.00	~0.00	0.04	0.06	0.11	0.11	0.09	0.02	0.03	~0.00	~0.3	~0.4	1.50	0.15	1.65	~0.00	0.01	~0.01	~0.01	~0.00
Count		3	3	3	.	3	3	3	3	3	3	3	3	3	3	3	3	3	3	3	3	3	3	3	3	3

Tab.width cont'd GADU MOR, MU, J63, 53B Inner Sørfjord, 1997-1004.

. Analytical Lab. =>					NIVA
. Analysis Code. =>					341
____ Detection Limit =>					0.05
Samp/ Repl. no.	Sex F/M	Age year	Wght g	Lngt mm	OCS ppb w.wt
16/ 1	M	4.4	398.1	320.0	<0.05
17/ 1	M	5.4	797.2	424.0	<0.05
18/ 1	M	6.2	1211.5	573.0	<0.05
Mean		5.3	802.3	439.0	<<0.05
Minim.		4.4	398.1	320.0	<0.05
Maxim.		6.2	1211.5	573.0	<0.05
St.dev		0.9	406.7	127.2	~0.00
Count		3	3	3	3

Sample.No 16 : Bulk of NIVA ns.:26,32,35,40,37
Sample.No 17 : Bulk of NIVA nos.:27,28,31,39,33
Sample.No 18 : Bulk of NIVA nos.:29,36,30,38,34

220

Species : GADU MOR, Gadus morhua, GB: Cod, N: Torsk.
Sample.area: J62 Hardangerfjorden, Tissue : MUSCLE.
Locality : 67B Strandebarm, Latitude: 60°16.00N, Longitude: 06°02.00E.
Catch,date : 1993-1101, Count: 12, Sample type: Individual.

. Analytical Lab. ⇒							NIVA
. Analysis Code. ⇒							310
Detection Limit ⇒							0.005
Samp/ Repl. no.	Sex F/M	Age year	Wght g	Lngt mm	Dry %	Fat %	Hg ppm w.wt
01/ 1		2.0	731.4	410.0	20.80	.	0.082
02/ 1	M	3.0	1223.1	480.0	18.50	.	0.092
03/ 1	M	3.0	1286.2	480.0	20.00	.	0.093
04/ 1		3.0	1205.3	500.0	18.60	.	0.206
05/ 1	M	3.0	1265.8	505.0	19.40	.	0.077
06/ 1	F	3.0	1312.9	505.0	19.10	.	0.213
07/ 1	F	4.0	1298.5	505.0	18.00	.	0.058
08/ 1	M	3.0	1635.1	525.0	20.50	.	0.070
09/ 1	F	4.0	1485.2	530.0	18.50	.	0.094
10/ 1	F	3.0	1561.7	530.0	18.90	.	0.132
11/ 1	M	3.0	1724.5	540.0	17.50	.	0.138
12/ 1	M	4.0	2023.0	570.0	18.40	.	0.073
Mean		3.2	1396.1	506.7	19.02	.	0.111
Minim.		2.0	731.4	410.0	17.50	.	0.058
Maxim.		4.0	2023.0	570.0	20.80	.	0.213
St.dev		0.6	322.9	39.7	1.00	.	0.052
Count		12	12	12	12	.	12

221

Sample.No 01 : Muscle with signs of inner bleeding
Sample.No 02 : Skin with metacercariae of cf. Cryptocotyle lingua
Sample.No 03 : Skin with metacercariae of cf. Cryptocotyle lingua
Sample.No 07 : Skin with metacercariae of cf. Cryptocotyle lingua
Sample.No 08 : Skin with metacercariae of cf. Cryptocotyle lingua
Sample.No 10 : Muscle with signs of inner bleeding
Sample.No 12 : Skin with metacercariae of cf. Cryptocotyle lingua

Species : GADU MOR, Gadus morhua, GB: Cod, N: Torsk.
Sample.area: J62 Hardangerfjorden, Tissue : MUSCLE.
Locality : 67B Strandebarm, Latitude: 60°16.00N, Longitude: 06°02.00E.
Catch,date : 1993-1101, Count: 12, Sample type: Bulked.

. Analytical Lab. ⇒							NIVA	NIVA	NIVA	NIVA	NIVA	NIVA	NIVA	NIVA	NIVA	NIVA	Σ(*)	Σ(*)	NIVA	NIVA	Σ(*)	NIVA	NIVA	Σ(*)	NIVA	NIVA
. Analysis Code. ⇒							341	341	341	341	341	341	341	341	341	341	!	!	341	341	!	341	341	!	341	341
Detection Limit ⇒							0.10	0.10	0.10	0.10	0.10	0.10	0.10	0.10	0.10	0.10	!	!	0.10	0.10	!	0.10	0.10	!	0.10	0.10
Samp/ Repl. no.	Sex F/M	Age year	Wght g	Lngt mm	Dry %	Fat %	CB28 ppb w.wt	CB52 ppb w.wt	CB101 ppb w.wt	CB105 ppb w.wt	CB118 ppb w.wt	CB138 ppb w.wt	CB153 ppb w.wt	CB156 ppb w.wt	CB180 ppb w.wt	CB209 ppb w.wt	CB Σ7 ppb w.wt	CB ΣΣ ppb w.wt	DDEPP ppb w.wt	TDEPP ppb w.wt	DD Σn ppb w.wt	HCHA ppb w.wt	HCHG ppb w.wt	HC Σn ppb w.wt	HCB ppb w.wt	QCB ppb w.wt
13/ 1	X	3.0	1273.7	499.0	19.20	0.28	<0.10	<0.10	<0.10	<0.10	0.10	0.10	0.20	<0.10	0.10	<0.10	<0.6	<0.6	1.00	0.20	1.20	<0.10	s<0.10	<0.10	0.10	<0.10
14/ 1	X	3.0	1685.9	539.0	18.80	0.31	<0.10	<0.10	0.10	<0.10	0.10	0.10	0.10	<0.10	0.10	<0.10	<0.6	<0.6	1.00	0.20	1.20	<0.10	s0.10	s<0.20	0.10	<0.10
Mean		3.0	1479.8	519.0	19.00	0.30	<<0.10	<<0.10	<<0.10	<<0.10	0.10	0.10	0.15	<<0.10	0.10	<<0.10	<<0.6	<<0.6	1.00	0.20	1.20	<<0.10	s<<.10	<0.10	0.10	<<0.10
Minim.		3.0	1273.7	499.0	18.80	0.28	<0.10	<0.10	<0.10	<0.10	0.10	0.10	0.10	<0.10	0.10	<0.10	<0.6	<0.6	1.00	0.20	1.20	<0.10	s<0.10	<0.10	0.10	<0.10
Maxim.		3.0	1685.9	539.0	19.20	0.31	<0.10	<0.10	0.10	<0.10	0.10	0.10	0.20	<0.10	0.10	<0.10	<0.6	<0.6	1.00	0.20	1.20	<0.10	s0.10	<0.10	0.10	<0.10
St.dev		0.0	291.5	28.3	0.28	0.02	~0.00	~0.00	~0.00	~0.00	0.00	0.00	0.07	~0.00	0.00	~0.00	~0.0	~0.0	0.00	0.00	0.00	~0.00	~0.00	.	0.00	~0.00
Count		2	2	2	2	2	2	2	2	2	2	2	2	2	2	2	2	2	2	2	2	2	2	i1	2	2

s/q(6) ! Suspect value(s)
i (1) ! Suspect or ambiguous basis-value(s) ignored in statistics.

Tab.width cont'd **GADU MOR, MU, J62, 67B Strandebarm, 1993-1101.**

. Analytical Lab. =>					NIVA
. Analysis Code. =>					341
Detection Limit =>					0.10
Samp/ Repl. no.	Sex F/M	Age year	Wght g	Lngt mm	OCS ppb w.wt
13/ 1	X	3.0	1273.7	499.0	<0.10
14/ 1	X	3.0	1685.9	539.0	<0.10
Mean		3.0	1479.8	519.0	<<0.10
Minim.		3.0	1273.7	499.0	<0.10
Maxim.		3.0	1685.9	539.0	<0.10
St.dev		0.0	291.5	28.3	~0.00
Count		2	2	2	2

Sample.No 13 : Bulk of NIVA nos.:3,4,5,6,7 Skin with metacercariae of cf. Cryptocotyle lingua
Sample.No 14 : Bulk of NIVA nos.:8,9,10,11,12 Skin with metacercariae of cf. Cryptocotyle lingua Muscle with signs of inner bleeding

222

Species : GADU MOR, Gadus morhua, GB: Cod, N: Torsk.
Sample.area: J62 Hardangerfjorden, Tissue : MUSCLE.
Locality : 67B Strandebarm, Latitude: 60°16.00N, Longitude: 06°02.00E.
Catch,date : 1994-1203, Count: 18, Sample type: Individual.

. Analytical Lab. =>							NIVA
. Analysis Code. =>							310
Detection Limit =>							0.005
Samp/ Repl. no.	Sex F/M	Age year	Wght g	Lngt mm	Dry %	Fat %	Hg ppm w.wt
01/ 1	M	4.0	990.9	450.0	20.30	.	0.120
02/ 1	M	5.0	1567.3	480.0	20.90	.	0.073
03/ 1	M	3.0	1110.5	485.0	19.80	.	0.228
04/ 1	M	4.0	1168.2	485.0	20.50	.	0.121
05/ 1	F	5.0	1108.6	490.0	21.10	.	0.171
06/ 1	F	6.0	1185.5	510.0	19.90	.	0.266
07/ 1	F	4.0	1364.1	510.0	20.70	.	0.079
08/ 1	M	5.0	1730.5	520.0	20.50	.	0.098
09/ 1	M	5.0	1588.0	520.0	20.70	.	0.106
10/ 1	M	4.0	1571.6	520.0	21.60	.	0.106
11/ 1	M	4.0	1258.9	525.0	18.90	.	0.085
12/ 1	M	4.0	1557.3	530.0	20.20	.	0.081
13/ 1		5.0	1444.8	535.0	20.80	.	0.149
14/ 1	F	4.0	1688.9	540.0	23.20	.	0.094
15/ 1	M	5.0	1474.8	540.0	20.20	.	0.228
16/ 1	M	5.0	1748.1	540.0	20.70	.	0.104
17/ 1	M	4.0	1794.0	570.0	19.90	.	0.120
18/ 1	F	5.0	1865.8	600.0	18.20	.	0.120
Mean		4.5	1456.5	519.4	20.45	.	0.131
Minim.		3.0	990.9	450.0	18.20	.	0.073
Maxim.		6.0	1865.8	600.0	23.20	.	0.266
St.dev		0.7	266.9	34.7	1.04	.	0.057
Count		18	18	18	18	.	18

Sample.No 01 : Muscle with signs of inner bleeding
Sample.No 04 : Skin with metacercariae of cf. Cryptocotyle lingua
Sample.No 05 : Bacterial fin rot Muscle with signs of inner bleeding
Sample.No 06 : Muscle with signs of inner bleeding Bacterial fin rot
Sample.No 07 : Skin with metacercariae of cf. Cryptocotyle lingua
Sample.No 08 : Skin with metacercariae of cf. Cryptocotyle lingua
Sample.No 09 : Muscle with signs of inner bleeding Skin with red film and/or uneven pigmentations Skin with metacercariae of cf. Cryptocotyle lingua
Sample.No 10 : Muscle with signs of inner bleeding
Sample.No 12 : Skin with metacercariae of cf. Cryptocotyle lingua
Sample.No 13 : Muscle with signs of inner bleeding Bacterial fin rot Liver with signs of bleeding Fish malodorous
Sample.No 15 : Muscle with signs of inner bleeding
Sample.No 16 : Liver with signs of bleeding
Sample.No 17 : Skin with metacercariae of cf. Cryptocotyle lingua Muscle with signs of inner bleeding Fish malodorous
Sample.No 18 : Liver with signs of bleeding Fish malodorous

223

Species : GADU MOR, Gadus morhua, GB: Cod, N: Torsk.
Sample.area: J62 Hardangerfjorden, Tissue : MUSCLE.
Locality : 67B Strandebarm, Latitude: 60°16.00N, Longitude: 06°02.00E.
Catch,date : 1994-1203, Count: 18, Sample type: Bulked.

. Analytical Lab. ⇒							NIVA	NIVA	NIVA	NIVA	NIVA	NIVA	NIVA	NIVA	NIVA	NIVA	Σ(*)	Σ(*)	NIVA	NIVA	Σ(*)	NIVA	NIVA	Σ(*)	NIVA
. Analysis Code. ⇒							341	341	341	341	341	341	341	341	341	341	!	!	341	341	!	341	341	!	341
____ Detection Limit ⇒							0.05	0.05	0.05	0.05	0.05	0.05	0.05	0.05	0.05	0.05	!	!	0.10	0.05	!	0.05	0.05	!	0.05
Samp/ Repl. no.	Sex F/M	Age year	Wght g	Lngt mm	Mean Weight g	Dry %	Fat %	CB28 ppb w.wt	CB52 ppb w.wt	CB101 ppb w.wt	CB105 ppb w.wt	CB118 ppb w.wt	CB138 ppb w.wt	CB153 ppb w.wt	CB156 ppb w.wt	CB180 ppb w.wt	CB209 ppb w.wt	CB_Σ7 ppb w.wt	CB_ΣΣ ppb w.wt	DDEPP ppb w.wt	TDEPP ppb w.wt	DD_Σn ppb w.wt	HCHA ppb w.wt	HCHG ppb w.wt	HC_Σn ppb w.wt	HCB ppb w.wt
19/ 1	M	4.0	1222.9	472.0	.	.	0.17	<0.03	<0.03	0.04	0.05	0.14	0.28	0.45	0.03	0.14	<0.03	<1.1	<1.2	2.05	0.17	2.22	0.03	0.04	0.07	0.06
20/ 1	X	5.0	1311.4	503.0	267.3	.	0.24	<0.03	<0.03	0.08	0.08	0.21	0.46	0.61	0.05	0.16	<0.03	<1.6	<1.7	2.95	0.30	3.25	0.03	0.04	0.07	0.08
21/ 1	M	4.0	1484.1	526.0	.	.	0.27	<0.03	<0.03	0.08	0.06	0.18	0.31	0.50	0.04	0.12	<0.03	<1.2	<1.3	1.47	0.18	1.65	0.04	0.06	0.10	0.09
22/ 1	X	5.0	1717.3	558.0	.	.	0.24	<0.03	<0.03	0.06	0.04	0.10	0.20	0.34	0.03	0.11	<0.03	<0.8	<0.9	5.92	0.32	6.24	0.03	0.05	0.08	0.07
Mean		4.5	1433.9	514.8	267.3	.	0.23	<<0.03	<<0.03	0.07	0.06	0.16	0.31	0.48	0.04	0.13	<<0.03	<<1.2	<<1.3	3.10	0.24	3.34	0.03	0.05	0.08	0.08
Minim.		4.0	1222.9	472.0	267.3	.	0.17	<0.03	<0.03	0.04	0.04	0.10	0.20	0.34	0.03	0.11	<0.03	<0.8	<0.9	1.47	0.17	1.65	0.03	0.04	0.07	0.06
Maxim.		5.0	1717.3	558.0	267.3	.	0.27	<0.03	<0.03	0.08	0.08	0.21	0.46	0.61	0.05	0.16	<0.03	<1.6	<1.7	5.92	0.32	6.24	0.04	0.06	0.10	0.09
St.dev		0.6	217.8	36.3	.	.	0.04	~0.00	~0.00	0.02	0.02	0.05	0.11	0.11	0.01	0.02	~0.00	~0.3	~0.3	1.98	0.08	2.04	0.00	0.01	0.01	0.01
Count		4	4	4	1	.	4	4	4	4	4	4	4	4	4	4	4	4	4	4	4	4	4	4	4

224

Tab.width cont'd GADU MOR, MU, J62, 67B Strandebarm, 1994-1203.

. Analytical Lab. ⇒					NIVA	NIVA
. Analysis Code. ⇒					341	341
____ Detection Limit ⇒					0.05	0.05
Samp/ Repl. no.	Sex F/M	Age year	Wght g	Lngt mm	QCB ppb w.wt	OCS ppb w.wt
19/ 1	M	4.0	1222.9	472.0	<0.03	<0.03
20/ 1	X	5.0	1311.4	503.0	<0.03	<0.03
21/ 1	M	4.0	1484.1	526.0	<0.03	<0.03
22/ 1	X	5.0	1717.3	558.0	<0.03	<0.03
Mean		4.5	1433.9	514.8	<<0.03	<<0.03
Minim.		4.0	1222.9	472.0	<0.03	<0.03
Maxim.		5.0	1717.3	558.0	<0.03	<0.03
St.dev		0.6	217.8	36.3	~0.00	~0.00
Count		4	4	4	4	4

Species : GADU MOR, Gadus morhua, GB: Cod, N: Torsk.
Sample.area: J62 Hardangerfjorden, Tissue : MUSCLE.
Locality : 67B Strandebarm, Latitude: 60°16.00N, Longitude: 06°02.00E.
Catch,date : 1995-1101, Count: 25, Sample type: Individual.

. Analytical Lab. =>							NIVA
. Analysis Code. =>							310
Detection Limit =>							0.005
Samp/ Repl. no.	Sex F/M	Age year	Wght g	Lngt mm	Dry %	Fat %	Hg ppm w.wt
01/ 1	M	2.0	946.2	440.0	22.20	.	0.026
02/ 1	M	3.0	1008.9	440.0	24.60	.	0.057
03/ 1	F	3.0	1088.7	450.0	20.80	.	0.122
04/ 1	M	3.0	1078.6	450.0	20.60	.	0.044
05/ 1	M	3.0	972.7	460.0	20.60	.	0.078
06/ 1	M	4.0	1199.0	460.0	20.50	.	0.065
07/ 1	M	4.0	1374.1	460.0	20.90	.	0.031
08/ 1	M	3.0	1193.7	460.0	21.60	.	0.057
09/ 1	F	4.0	1234.4	465.0	20.70	.	0.217
10/ 1	F	3.0	1064.4	470.0	20.30	.	0.085
11/ 1	M	4.0	1247.5	470.0	21.90	.	0.111
12/ 1	M	3.0	1219.4	470.0	19.90	.	0.214
13/ 1	F	4.0	1247.9	475.0	18.70	.	0.070
14/ 1	M	3.0	1473.2	480.0	25.30	.	0.018
15/ 1	F	4.0	1424.8	490.0	22.30	.	0.043
16/ 1	M	4.0	1522.8	490.0	18.70	.	0.092
17/ 1	F	4.0	1309.3	490.0	21.50	.	0.112
18/ 1	F	4.0	1372.6	510.0	20.60	.	0.071
19/ 1	M	4.0	1438.3	510.0	18.00	.	0.095
20/ 1	M	4.0	1661.8	510.0	22.00	.	0.047
21/ 1	F	4.0	1721.6	510.0	18.80	.	0.064
22/ 1	M	5.0	1631.8	520.0	20.60	.	0.083
23/ 1	M	4.0	1453.8	520.0	20.40	.	0.028
24/ 1	M	4.0	1337.6	520.0	21.00	.	0.118
25/ 1	F	4.0	1535.3	530.0	24.30	.	0.073
Mean		3.6	1310.3	482.0	21.07	.	0.081
Minim.		2.0	946.2	440.0	18.00	.	0.018
Maxim.		5.0	1721.6	530.0	25.30	.	0.217
St.dev		0.6	216.6	27.6	1.77	.	0.050
Count		25	25	25	25	.	25

Sample.No 01 : Skin with metacercariae of cf. Cryptocotyle lingua
Sample.No 03 : Muscle with signs of inner bleeding
Sample.No 04 : Skin with metacercariae of cf. Cryptocotyle lingua Muscle with signs of inner bleeding
Sample.No 05 : Muscle with signs of inner bleeding
Sample.No 06 : Skin with metacercariae of cf. Cryptocotyle lingua Muscle with signs of inner bleeding
Sample.No 07 : Skin with metacercariae of cf. Cryptocotyle lingua Muscle with signs of inner bleeding
Sample.No 08 : Skin with metacercariae of cf. Cryptocotyle lingua
Sample.No 10 : Muscle with signs of inner bleeding
Sample.No 11 : Muscle with signs of inner bleeding
Sample.No 12 : Skin with metacercariae of cf. Cryptocotyle lingua Muscle with signs of inner bleeding
Sample.No 13 : Muscle with signs of inner bleeding
Sample.No 14 : Skin with metacercariae of cf. Cryptocotyle lingua
Sample.No 16 : Skin with metacercariae of cf. Cryptocotyle lingua Muscle with signs of inner bleeding
Sample.No 17 : Muscle with signs of inner bleeding
Sample.No 18 : Skin with metacercariae of cf. Cryptocotyle lingua Muscle with signs of inner bleeding
Sample.No 19 : Skin with metacercariae of cf. Cryptocotyle lingua
Sample.No 20 : Muscle with signs of inner bleeding
Sample.No 21 : Muscle with signs of inner bleeding
Sample.No 22 : Skin with metacercariae of cf. Cryptocotyle lingua Muscle with signs of inner bleeding
Sample.No 23 : Skin with metacercariae of cf. Cryptocotyle lingua Muscle with signs of inner bleeding
Sample.No 24 : Muscle with signs of inner bleeding Skin with metacercariae of cf. Cryptocotyle lingua

225

Species : GADU MOR, Gadus morhua, GB: Cod, N: Torsk.
Sample.area: J62 Hardangerfjorden, Tissue : MUSCLE.
Locality : 67B Strandebarm, Latitude: 60°16.00N, Longitude: 06°02.00E.
Catch,date : 1995-1101, Count: 25, Sample type: Bulked.

. Analytical Lab. ⇒					NIVA	NIVA	NIVA	NIVA	NIVA	NIVA	NIVA	NIVA	NIVA	NIVA	Σ(*)	Σ(*)	NIVA	NIVA	Σ(*)	NIVA	NIVA	Σ(*)	NIVA	NIVA
. Analysis Code. ⇒					341	341	341	341	341	341	341	341	341	341	!	!	341	341	!	341	341	!	341	341
Detection Limit ⇒					0.05	0.05	0.05	0.05	0.05	0.05	0.05	0.05	0.05	0.05	!	!	0.10	0.05	!	0.05	0.05	!	0.05	0.05
Samp/ Repl. no.	Sex F/M	Age year	Wght g	Lngt mm	Dry %	Fat %	CB28 ppb w.wt	CB52 ppb w.wt	CB101 ppb w.wt	CB105 ppb w.wt	CB118 ppb w.wt	CB138 ppb w.wt	CB153 ppb w.wt	CB156 ppb w.wt	CB180 ppb w.wt	CB209 ppb w.wt	CB_Σ7 ppb w.wt	CB_ΣΣ ppb w.wt	DDEPP ppb w.wt	TDEPP ppb w.wt	DD_Σn ppb w.wt	HCHA ppb w.wt	HCHG ppb w.wt	HC_Σn ppb w.wt	HCB ppb w.wt	QCB ppb w.wt
26/ 1	X	3.0	1019.0	448.0	21.80	0.25	<0.03	0.03	0.07	<0.03	0.06	0.11	0.15	<0.03	0.04	<0.03	<0.5	<0.5	0.57	0.19	0.76	<0.03	0.23	<0.26	0.05	<0.03
27/ 1	X	4.0	1213.1	463.0	20.80	0.32	<0.03	0.04	0.09	0.03	0.07	0.14	0.18	<0.03	0.05	<0.03	<0.6	<0.6	2.08	0.48	2.56	<0.03	0.23	<0.26	0.06	<0.03
28/ 1	X	4.0	1322.6	477.0	21.60	0.33	<0.03	0.03	0.10	0.05	0.11	0.19	0.26	<0.03	0.07	<0.03	<0.8	<0.8	1.23	0.25	1.48	<0.03	0.21	<0.24	0.06	<0.03
29/ 1	X	4.0	1461.0	502.0	20.20	0.27	<0.03	0.04	0.07	0.03	0.08	0.15	0.19	<0.03	0.06	<0.03	<0.6	<0.7	0.72	0.20	0.92	<0.03	miss	<0.03	0.06	<0.03
30/ 1	X	4.0	1536.0	520.0	21.00	0.36	<0.03	<0.03	0.09	0.04	0.10	0.17	0.24	<0.03	0.06	<0.03	<0.7	<0.7	1.08	0.22	1.30	<0.03	0.20	<0.23	0.07	<0.03
Mean		3.8	1310.3	482.0	21.08	0.31	<<0.03	<0.03	0.08	<0.04	0.08	0.15	0.20	<<0.03	0.06	<<0.03	<<0.6	<<0.7	1.14	0.27	1.40	<<0.03	0.22	<<0.20	0.06	<<0.03
Minim.		3.0	1019.0	448.0	20.20	0.25	<0.03	<0.03	0.07	<0.03	0.06	0.11	0.15	<0.03	0.04	<0.03	<0.5	<0.5	0.57	0.19	0.76	<0.03	0.20	<0.03	0.05	<0.03
Maxim.		4.0	1536.0	520.0	21.80	0.36	<0.03	0.04	0.10	0.05	0.11	0.19	0.26	<0.03	0.07	<0.03	<0.8	<0.8	2.08	0.48	2.56	<0.03	0.23	<0.26	0.07	<0.03
St.dev		0.4	205.0	29.1	0.64	0.05	~0.00	0.01	0.01	~0.01	0.02	0.03	0.05	~0.00	0.01	~0.00	~0.1	~0.1	0.59	0.12	0.71	~0.00	0.01	~0.10	0.01	~0.00
Count		5	5	5	5	5	5	5	5	5	5	5	5	5	5	5	5	5	5	5	5	5	4	5	5	5

miss(1) ! Missing value.

226

Tab.width cont'd GADU MOR, MU, J62, 67B Strandebarm, 1995-1101.

. Analytical Lab. ⇒				NIVA
. Analysis Code. ⇒				341
Detection Limit ⇒				0.05
Samp/ Repl. no.	Sex F/M	Age year	Wght g	Lngt mm	OCS ppb w.wt
26/ 1	X	3.0	1019.0	448.0	<0.03
27/ 1	X	4.0	1213.1	463.0	<0.03
28/ 1	X	4.0	1322.6	477.0	<0.03
29/ 1	X	4.0	1461.0	502.0	<0.03
30/ 1	X	4.0	1536.0	520.0	<0.03
Mean		3.8	1310.3	482.0	<<0.03
Minim.		3.0	1019.0	448.0	<0.03
Maxim.		4.0	1536.0	520.0	<0.03
St.dev		0.4	205.0	29.1	~0.00
Count		5	5	5	5

Sample.No 26 : Bulk of NIVA nos.: 1,2,3,4,5
Sample.No 27 : Bulk of NIVA nos.: 6,7,8,9,10
Sample.No 28 : Bulk of NIVA nos.: 11,12,13,14,15
Sample.No 29 : Bulk of NIVA nos.: 16,17,18,19,20
Sample.No 30 : Bulk of NIVA nos.: 21,22,23,24,25

Species : GADU MOR, Gadus morhua, GB: Cod, N: Torsk.
Sample.area: J62 Hardangerfjorden, Tissue : MUSCLE.
Locality : 67B Strandebarm, Latitude: 60°16.00N, Longitude: 06°02.00E.
Catch,date : 1996-0817, Count: 25, Sample type: Individual.

. Analytical Lab. =>								NIVA
. Analysis Code. =>								310
Detection Limit =>								0.005
Samp/ Repl. no.	Sex F/M	Age year	Wght g	Lngt mm	Mean Weight g	Dry %	Fat %	Hg ppm w.wt
01/ 1	F	2.5	161.0	260.0	27.1	20.60	.	0.042
02/ 1	M	2.5	161.3	270.0	.	19.10	.	0.091
03/ 1		3.0	177.0	270.0	32.9	19.20	.	0.055
04/ 1		2.5	177.6	275.0	25.5	18.00	.	0.174
05/ 1	F	2.5	183.6	280.0	30.7	18.90	.	0.018
06/ 1	F	3.5	206.4	285.0	30.6	19.60	.	0.051
07/ 1	F	3.5	227.0	300.0	40.5	19.30	.	0.160
08/ 1	F	2.5	243.0	305.0	41.7	18.60	.	0.131
09/ 1	F	4.0	303.3	320.0	52.5	19.10	.	0.073
10/ 1	F	3.5	340.1	325.0	50.0	20.60	.	0.065
11/ 1	M	4.0	336.0	330.0	55.4	19.80	.	0.068
12/ 1	F	4.0	289.4	335.0	51.1	19.90	.	0.089
13/ 1	F	3.5	383.6	335.0	56.2	18.10	.	0.101
14/ 1	F	3.5	403.3	350.0	52.9	19.80	.	0.081
15/ 1	F	3.5	388.4	355.0	50.8	17.60	.	0.138
16/ 1	M	3.5	422.8	360.0	53.3	19.40	.	0.059
17/ 1	M	3.5	401.5	360.0	51.6	20.50	.	0.064
18/ 1	F	3.5	432.1	360.0	51.2	18.90	.	0.136
19/ 1	F	3.5	450.6	370.0	62.0	19.80	.	0.081
20/ 1	F	3.5	486.3	370.0	54.0	20.40	.	0.063
21/ 1	M	3.0	549.1	390.0	52.2	20.40	.	0.074
22/ 1	F	3.5	820.4	420.0	52.0	20.20	.	0.108
23/ 1	M	3.5	751.8	420.0	53.8	20.80	.	0.131
24/ 1	F	4.0	1009.2	490.0	54.4	19.30	.	0.104
25/ 1	F	4.0	1110.4	500.0	53.3	18.60	.	0.346
Mean		3.4	416.6	345.4	47.3	19.46	.	0.100
Minim.		2.5	161.0	260.0	25.5	17.60	.	0.018
Maxim.		4.0	1110.4	500.0	62.0	20.80	.	0.346
St.dev		0.5	257.0	63.5	10.4	0.87	.	0.064
Count		25	25	25	24	25	.	25

Sample.No 08 : Skin with ulceration, lymphocytic areas and/or lesions
Sample.No 13 : Fish malodorous
Sample.No 14 : Skin with ulceration, lymphocytic areas and/or lesions
Sample.No 15 : Skin with ulceration, lymphocytic areas and/or lesions
Sample.No 24 : Skin with metacercariae of cf. Cryptocotyle lingua
Sample.No 25 : Skin with ulceration, lymphocytic areas and/or lesions Bacterial fin rot

227

Species : GADU MOR, Gadus morhua, GB: Cod, N: Torsk.
Sample.area: J62 Hardangerfjorden, Tissue : MUSCLE.
Locality : 67B Strandebarm, Latitude: 60°16.00N, Longitude: 06°02.00E.
Catch,date : 1996-0817, Count: 25, Sample type: Bulked.

. Analytical Lab. =>							NIVA	NIVA	NIVA	NIVA	NIVA	NIVA	NIVA	NIVA	NIVA	NIVA	Σ(*)	Σ(*)	NIVA	NIVA	Σ(*)	NIVA	NIVA	Σ(*)	NIVA
. Analysis Code. =>							341	341	341	341	341	341	341	341	341	341	!	!	341	341	!	341	341	!	341
____ Detection Limit =>							0.05	0.05	0.05	0.05	0.05	0.05	0.05	0.05	0.05	0.05	!	!	0.10	0.05	!	0.05	0.05	!	0.05
Samp/ Repl. no.	Sex F/M	Age year	Wght g	Lngt mm	Mean Weight g	Dry %	Fat %	CB28 ppb w.wt	CB52 ppb w.wt	CB101 ppb w.wt	CB105 ppb w.wt	CB118 ppb w.wt	CB138 ppb w.wt	CB153 ppb w.wt	CB156 ppb w.wt	CB180 ppb w.wt	CB209 ppb w.wt	CB_Σ7 ppb w.wt	CB_ΣΣ ppb w.wt	DDEPP ppb w.wt	TDEPP ppb w.wt	DD_Σn ppb w.wt	HCHA ppb w.wt	HCHG ppb w.wt	HC_Σn ppb w.wt	HCB ppb w.wt
26/ 1	X	2.6	172.1	271.0	26.2	.	0.34	<0.03	0.04	0.33	0.18	0.47	1.15	1.58	0.14	0.49	<0.03	<4.1	<4.4	6.96	1.01	7.97	<0.03	0.20	<0.23	0.04
27/ 1	X	3.4	263.8	307.0	40.3	.	0.34	<0.03	0.04	0.27	0.22	0.50	1.06	1.23	0.13	0.38	<0.03	<3.5	<3.9	8.26	1.24	9.50	<0.03	0.15	<0.18	0.05
28/ 1	X	3.7	360.1	341.0	53.7	.	0.31	<0.03	0.05	0.49	0.32	0.73	1.55	2.30	0.25	1.20	<0.03	<6.4	<6.9	10.10	1.40	11.50	<0.03	0.08	<0.11	0.04
29/ 1	X	3.5	438.7	364.0	51.7	.	0.33	<0.03	0.06	0.34	0.18	0.39	0.77	0.87	0.09	0.24	<0.03	<2.7	<3.0	5.44	0.81	6.25	<0.03	0.16	<0.19	0.07
30/ 1	X	3.6	848.2	444.0	55.2	.	0.33	<0.03	0.03	0.14	0.08	0.18	0.44	0.54	0.05	0.17	<0.03	<1.5	<1.7	3.23	0.40	3.63	<0.03	0.16	<0.19	0.05
Mean		3.4	416.6	345.4	45.4	.	0.33	<<0.03	0.04	0.31	0.20	0.45	0.99	1.30	0.13	0.50	<<0.03	<<3.6	<<4.0	6.80	0.97	7.77	<<0.03	0.15	<<0.18	0.05
Minim.		2.6	172.1	271.0	26.2	.	0.31	<0.03	0.03	0.14	0.08	0.18	0.44	0.54	0.05	0.17	<0.03	<1.5	<1.7	3.23	0.40	3.63	<0.03	0.08	<0.11	0.04
Maxim.		3.7	848.2	444.0	55.2	.	0.34	<0.03	0.06	0.49	0.32	0.73	1.55	2.30	0.25	1.20	<0.03	<6.4	<6.9	10.10	1.40	11.50	<0.03	0.20	<0.23	0.07
St.dev		0.4	261.3	65.4	12.2	.	0.01	~0.00	0.01	0.13	0.09	0.20	0.42	0.68	0.07	0.41	~0.00	~1.8	~2.0	2.63	0.39	3.02	~0.00	0.04	~0.04	0.01
Count		5	5	5	5	.	5	5	5	5	5	5	5	5	5	5	5	5	5	5	5	5	5	5	5	5

228

Tab.width cont'd GADU MOR, MU, J62, 67B Strandebarm, 1996-0817.

. Analytical Lab. =>					NIVA	NIVA
. Analysis Code. =>					341	341
____ Detection Limit =>					0.05	0.05
Samp/ Repl. no.	Sex F/M	Age year	Wght g	Lngt mm	QCB ppb w.wt	OCS ppb w.wt
26/ 1	X	2.6	172.1	271.0	<0.03	<0.03
27/ 1	X	3.4	263.8	307.0	<0.03	<0.03
28/ 1	X	3.7	360.1	341.0	<0.03	<0.03
29/ 1	X	3.5	438.7	364.0	<0.03	<0.03
30/ 1	X	3.6	848.2	444.0	<0.03	<0.03
Mean		3.4	416.6	345.4	<<0.03	<<0.03
Minim.		2.6	172.1	271.0	<0.03	<0.03
Maxim.		3.7	848.2	444.0	<0.03	<0.03
St.dev		0.4	261.3	65.4	~0.00	~0.00
Count		5	5	5	5	5

Sample.No 26 : Bulk of NIVA nos.:1,2,3,5,7
Sample.No 27 : Bulk of NIVA nos.:4,6,8,14,15
Sample.No 28 : Bulk of NIVA nos.:9,11,13,16,18
Sample.No 29 : Bulk of NIVA nos.:10,12,17,22,23
Sample.No 30 : Bulk of NIVA nos.:19,20,21,24,25

Species : **GADU MOR**, Gadus morhua, GB: Cod, N: Torsk.
Sample.area: **J62 Hardangerfjorden**, Tissue : **MUSCLE.**
Locality : **67B Strandebarm**, Latitude: 60°16.00N, Longitude: 06°02.00E.
Catch,date : **1996-1031**, Count: 10, Sample type: **Individual.**

. Analytical Lab. =>							NIVA
. Analysis Code. =>							310
Detection Limit =>							0.005
Samp/ Repl. no.	Sex F/M	Age year	Wght g	Lngt mm	Mean Weight g	Dry %	Fat %	Hg ppm w.wt
01/ 1	M	4.0	1123.0	450.0	54.4	23.30	.	0.059
02/ 1	M	4.0	1126.0	460.0	54.0	23.10	.	0.082
03/ 1	F	3.0	1101.0	470.0	56.6	23.10	.	0.071
04/ 1	F	5.0	1506.0	515.0	56.8	22.20	.	0.128
05/ 1	F	4.5	1465.0	520.0	58.0	20.70	.	0.087
06/ 1	M	5.0	1459.0	520.0	56.4	20.60	.	0.099
07/ 1	M	4.0	1697.0	530.0	54.4	20.00	.	0.069
08/ 1	F	5.0	1596.0	545.0	55.3	18.30	.	0.089
09/ 1	M	7.0	2065.0	680.0	55.3	9.80	.	0.960
10/ 1	M	5.0	3225.0	710.0	59.5	18.60	.	0.187
Mean		4.7	1636.3	540.0	56.1	19.97	.	0.183
Minim.		3.0	1101.0	450.0	54.0	9.80	.	0.059
Maxim.		7.0	3225.0	710.0	59.5	23.30	.	0.960
St.dev		1.1	632.6	87.8	1.7	4.01	.	0.275
Count		10	10	10	10	10	.	10

Sample.No 01 : Muscle with signs of inner bleeding Signs of mechanical damage (e.g., net wounds)
Sample.No 02 : Signs of mechanical damage (e.g., net wounds)
Sample.No 03 : Muscle with signs of inner bleeding Signs of mechanical damage (e.g., net wounds)
Sample.No 04 : Skin with metacercariae of cf. Cryptocotyle lingua
Sample.No 05 : Skin with metacercariae of cf. Cryptocotyle lingua
Sample.No 06 : Muscle with signs of inner bleeding Signs of mechanical damage (e.g., net wounds)
Sample.No 07 : Skin with metacercariae of cf. Cryptocotyle lingua Muscle with signs of inner bleeding
Sample.No 08 : Skin with metacercariae of cf. Cryptocotyle lingua
Sample.No 09 : Muscle with signs of inner bleeding Skin with ulceration, lymphocytic areas and/or lesions Liver with necrotic areas and/or discolouration
Sample.No 10 : Muscle with signs of inner bleeding Liver and/or intestinal guts with larvae of Anisakis simplex

229

Species : **GADU MOR**, Gadus morhua, GB: Cod, N: Torsk.
Sample.area: **J62 Hardangerfjorden**, Tissue : **MUSCLE.**
Locality : **67B Strandebarm**, Latitude: 60°16.00N, Longitude: 06°02.00E.
Catch,date : **1997-0930**, Count: 25, Sample type: **Individual.**

. Analytical Lab. =>							NIVA
. Analysis Code. =>							310
Detection Limit =>							0.005
Samp/ Repl. no.	Sex F/M	Age year	Wght g	Lngt mm	Dry %	Fat %	Hg ppm w.wt
01/ 1	M	5.0	247.6	305.0	18.10	.	0.140
02/ 1	M	5.0	287.6	320.0	19.50	.	0.099
03/ 1	F	4.0	264.0	325.0	19.50	.	0.104
04/ 1	F	5.0	314.4	330.0	18.00	.	0.115
05/ 1	M	4.0	343.7	340.0	18.10	.	0.096
06/ 1	F	5.0	355.8	345.0	17.20	.	0.124
07/ 1	M	4.0	354.6	350.0	19.00	.	0.077
08/ 1	M	4.0	969.2	355.0	17.40	.	0.124
09/ 1	F	5.0	330.8	355.0	18.10	.	0.112
10/ 1	F	4.0	371.5	360.0	18.40	.	0.127
11/ 1	M	5.0	411.0	365.0	19.30	.	0.120
12/ 1	M	5.0	485.9	375.0	17.90	.	0.134
13/ 1	F	5.0	345.3	375.0	16.90	.	0.101
14/ 1	F	6.0	403.6	380.0	18.30	.	0.113
15/ 1	M	6.0	385.0	380.0	18.30	.	0.110
16/ 1	M	5.0	771.6	465.0	18.70	.	0.218
17/ 1	F	5.0	901.2	470.0	19.20	.	0.108
18/ 1	M	5.0	822.6	470.0	20.00	.	0.170
19/ 1	M	6.0	909.3	475.0	19.30	.	0.131
20/ 1	F	5.0	932.2	475.0	19.70	.	0.120
21/ 1	M	6.0	996.3	480.0	19.80	.	0.185
22/ 1	M	7.0	953.3	490.0	19.60	.	0.199
23/ 1	M	6.0	975.4	490.0	19.80	.	0.160
24/ 1	F	6.0	1022.0	515.0	19.20	.	0.161
25/ 1	M	7.0	1206.7	515.0	18.70	.	0.174
Mean		5.2	614.4	404.2	18.72	.	0.133
Minim.		4.0	247.6	305.0	16.90	.	0.077
Maxim.		7.0	1206.7	515.0	20.00	.	0.218
St.dev		0.9	316.3	70.1	0.87	.	0.035
Count		25	25	25	25	.	25

Sample.No 17 : Bacterial fin rot
Sample.No 18 : Bacterial fin rot
Sample.No 19 : Liver with necrotic areas and/or discolouration
Sample.No 22 : Skin with ulceration, lymphocytic areas and/or lesions
Sample.No 24 : Skin with ulceration, lymphocytic areas and/or lesions
Sample.No 25 : Bacterial fin rot

230

Species : GADU MOR, Gadus morhua, GB: Cod, N: Torsk.
Sample.area: J62 Hardangerfjorden, Tissue : MUSCLE.
Locality : 67B Strandebarm, Latitude: 60°16.00N, Longitude: 06°02.00E.
Catch,date : 1997-0930, Count: 25, Sample type: Bulked.

. Analytical Lab. ⇒						NIVA	NIVA	NIVA	NIVA	NIVA	NIVA	NIVA	NIVA	NIVA	NIVA	Σ(*)	Σ(*)	NIVA	NIVA	Σ(*)	NIVA	NIVA	Σ(*)	NIVA	NIVA
. Analysis Code. ⇒						341	341	341	341	341	341	341	341	341	341	!	!	341	341	!	341	341	!	341	341
____ Detection Limit ⇒						0.05	0.05	0.05	0.05	0.05	0.05	0.05	0.05	0.05	0.05	!	!	0.10	0.05	!	0.05	0.05	!	0.05	0.05
Samp/ Repl. no.	Sex F/M	Age year	Wght g	Lngt mm	Dry %	Fat %	CB28 ppb w.wt	CB52 ppb w.wt	CB101 ppb w.wt	CB105 ppb w.wt	CB118 ppb w.wt	CB138 ppb w.wt	CB153 ppb w.wt	CB156 ppb w.wt	CB180 ppb w.wt	CB209 ppb w.wt	CB_Σ7 ppb w.wt	CB_ΣΣ ppb w.wt	DDEPP ppb w.wt	TDEPP ppb w.wt	DD_Σn ppb w.wt	HCHA ppb w.wt	HCHG ppb w.wt	HC_Σn ppb w.wt	HCB ppb w.wt	QCB ppb w.wt
26/ 1	M	4.6	291.5	324.0	.	0.27	<0.05	<0.05	0.64	0.96	2.24	3.29	4.01	0.48	1.13	<0.05	<11.4	<12.8	20.70	1.89	22.59	0.05	0.07	0.12	0.07	<0.05
27/ 1	M	4.4	476.4	353.0	.	0.29	<0.05	<0.05	0.30	0.34	0.80	1.84	2.65	0.25	0.87	<0.05	<6.5	<7.1	19.00	1.79	20.79	0.05	0.06	0.11	0.07	<0.05
28/ 1	M	5.0	406.2	375.0	.	0.32	<0.05	<0.05	0.28	0.58	1.18	2.22	3.05	0.32	0.97	<0.05	<7.8	<8.7	30.20	3.09	33.29	0.05	0.06	0.11	0.06	<0.05
29/ 1	M	5.2	867.4	471.0	.	0.35	<0.05	<0.05	0.28	0.76	1.78	2.18	2.25	0.33	0.53	<0.05	<7.1	<8.2	8.37	1.10	9.47	0.05	0.07	0.12	0.08	<0.05
30/ 1	F	6.4	1030.7	498.0	.	0.35	<0.05	<0.05	0.12	0.08	0.16	0.37	0.43	0.06	0.16	<0.05	<1.3	<1.4	3.24	0.48	3.72	<0.05	0.06	<0.11	0.08	<0.05
Mean		5.1	614.4	404.2	.	0.32	<<0.05	<<0.05	0.32	0.54	1.23	1.98	2.48	0.29	0.73	<<0.05	<<6.8	<<7.6	16.30	1.67	17.97	<0.05	0.06	<0.11	0.07	<<0.05
Minim.		4.4	291.5	324.0	.	0.27	<0.05	<0.05	0.12	0.08	0.16	0.37	0.43	0.06	0.16	<0.05	<1.3	<1.4	3.24	0.48	3.72	<0.05	0.06	<0.11	0.06	<0.05
Maxim.		6.4	1030.7	498.0	.	0.35	<0.05	<0.05	0.64	0.96	2.24	3.29	4.01	0.48	1.13	<0.05	<11.4	<12.8	30.20	3.09	33.29	0.05	0.07	0.12	0.08	<0.05
St.dev		0.8	317.8	76.1	.	0.04	~0.00	~0.00	0.19	0.35	0.81	1.05	1.32	0.15	0.39	~0.00	~3.6	~4.1	10.65	0.98	11.61	0.00	0.01	0.01	0.01	~0.00
Count		5	5	5	.	5	5	5	5	5	5	5	5	5	5	5	5	5	5	5	5	5	5	5	5	5

231

Tab.width cont'd GADU MOR, MU, J62, 67B Strandebarm, 1997-0930.

. Analytical Lab. ⇒					NIVA
. Analysis Code. ⇒					341
____ Detection Limit ⇒					0.05
Samp/ Repl. no.	Sex F/M	Age year	Wght g	Lngt mm	OCS ppb w.wt
26/ 1	M	4.6	291.5	324.0	<0.05
27/ 1	M	4.4	476.4	353.0	<0.05
28/ 1	M	5.0	406.2	375.0	<0.05
29/ 1	M	5.2	867.4	471.0	<0.05
30/ 1	F	6.4	1030.7	498.0	<0.05
Mean		5.1	614.4	404.2	<<0.05
Minim.		4.4	291.5	324.0	<0.05
Maxim.		6.4	1030.7	498.0	<0.05
St.dev		0.8	317.8	76.1	~0.00
Count		5	5	5	5

Sample.No 26 : Bulk of NIVA nos.:16,6,24,23,1
Sample.No 27 : Bulk of NIVA nos.:25,15,7,20,21
Sample.No 28 : Bulk of NIVA nos.:5,10,22,24,19
Sample.No 29 : Bulk of NIVA nos.:12,3,18,8,14
Sample.No 30 : Bulk of NIVA nos.:11,9,13,4,17

Species : GADU MOR, Gadus morhua, GB: Cod, N: Torsk.
Sample.area: J99 Undefined, Tissue : MUSCLE.
Locality : 23B Karihavet area, Latitude: 59°55.00N, Longitude: 05°07.00E.
Catch,date : 1993-1015, Count: 25, Sample type: Individual.

. Analytical Lab. =>							NIVA
. Analysis Code. =>							310
Detection Limit =>							0.005
Samp/ Repl. no.	Sex F/M	Age year	Wght g	Lngt mm	Dry %	Fat %	Hg ppm w.wt
01/ 1	F	2.0	628.8	380.0	20.80	.	0.032
02/ 1	F	3.0	627.4	410.0	19.90	.	0.033
03/ 1	M	3.0	871.7	410.0	18.90	.	0.036
04/ 1	F	3.0	841.2	420.0	20.10	.	0.041
05/ 1	F	3.0	885.8	440.0	18.90	.	0.040
06/ 1		2.0	1010.7	460.0	20.70	.	0.056
07/ 1	M	4.0	1155.0	470.0	20.20	.	0.086
08/ 1		3.0	1137.7	490.0	19.50	.	0.027
09/ 1	F	3.0	1234.6	510.0	20.60	.	0.067
10/ 1	F	3.0	1384.9	510.0	19.50	.	0.053
11/ 1	F	3.0	1490.3	530.0	19.80	.	0.042
12/ 1	M	6.0	1819.1	530.0	19.10	.	0.169
13/ 1	F	2.0	1469.9	540.0	18.80	.	0.098
14/ 1	F	3.0	1694.4	540.0	19.70	.	0.062
15/ 1	F	3.0	1629.9	550.0	21.30	.	0.068
16/ 1	F	3.0	2324.7	580.0	21.70	.	0.167
17/ 1	F	4.0	2253.0	580.0	19.30	.	0.112
18/ 1	M	4.0	2088.0	590.0	19.20	.	0.043
19/ 1	F	4.0	2061.4	630.0	18.30	.	0.235
20/ 1	F	4.0	3008.8	660.0	18.90	.	0.086
21/ 1	F	5.0	3700.0	720.0	19.50	.	0.237
22/ 1	F	4.0	3772.0	730.0	17.40	.	0.048
23/ 1	F	5.0	4682.7	770.0	18.40	.	0.060
24/ 1	F	5.0	4712.0	800.0	19.40	.	0.233
25/ 1	F	6.0	5780.0	800.0	19.00	.	0.142
Mean		3.6	2090.6	562.0	19.56	.	0.091
Minim.		2.0	627.4	380.0	17.40	.	0.027
Maxim.		6.0	5780.0	800.0	21.70	.	0.237
St.dev		1.1	1409.6	124.6	0.97	.	0.067
Count		25	25	25	25	.	25

Sample.No 01 : Bacterial fin rot Skin with red film and/or uneven pigmentations
Sample.No 02 : Skin with metacercariae of cf. Cryptocotyle lingua
Sample.No 03 : Skin with metacercariae of cf. Cryptocotyle lingua
Sample.No 04 : Skin with metacercariae of cf. Cryptocotyle lingua
Sample.No 05 : Skin with metacercariae of cf. Cryptocotyle lingua Muscle with signs of inner bleeding
Sample.No 08 : Skin with metacercariae of cf. Cryptocotyle lingua
Sample.No 11 : Bacterial fin rot
Sample.No 12 : Skin with metacercariae of cf. Cryptocotyle lingua
Sample.No 15 : Bacterial fin rot Skin with red film and/or uneven pigmentations
Sample.No 16 : Bacterial fin rot Skin with red film and/or uneven pigmentations
Sample.No 17 : Skin with metacercariae of cf. Cryptocotyle lingua
Sample.No 18 : Skin with red film and/or uneven pigmentations
Sample.No 19 : Bacterial fin rot
Sample.No 20 : Muscle with signs of inner bleeding Skin with red film and/or uneven pigmentations
Sample.No 23 : Bacterial fin rot
Sample.No 24 : Skin with metacercariae of cf. Cryptocotyle lingua Skin with red film and/or uneven pigmentations
Sample.No 25 : Liver and/or intestinal guts with larvae of Anisakis simplex Skin with red film and/or uneven pigmentations

232

Species : GADU MOR, Gadus morhua, GB: Cod, N: Torsk.
Sample.area: J99 Undefined, Tissue : MUSCLE.
Locality : 23B Karihavet area, Latitude: 59°55.00N, Longitude: 05°07.00E.
Catch,date : 1993-1015, Count: 25, Sample type: Bulked.

. Analytical Lab. =>						NIVA	NIVA	NIVA	NIVA	NIVA	NIVA	NIVA	NIVA	NIVA	NIVA	Σ(*)	Σ(*)	NIVA	NIVA	Σ(*)	NIVA	NIVA	Σ(*)	NIVA	NIVA
. Analysis Code. =>						341	341	341	341	341	341	341	341	341	341	!	!	341	341	!	341	341	!	341	341
Detection Limit =>						0.10	0.10	0.10	0.10	0.10	0.10	0.10	0.10	0.10	0.10	!	!	0.10	0.10	!	0.10	0.10	!	0.10	0.10
Samp/ Repl. no.	Sex F/M	Age year	Wght g	Lngt mm	Dry %	Fat %	CB28 ppb w.wt	CB52 ppb w.wt	CB101 ppb w.wt	CB105 ppb w.wt	CB118 ppb w.wt	CB138 ppb w.wt	CB153 ppb w.wt	CB156 ppb w.wt	CB180 ppb w.wt	CB209 ppb w.wt	CB_Σ7 ppb w.wt	CB_ΣΣ ppb w.wt	DDEPP ppb w.wt	TDEPP ppb w.wt	DD_Σn ppb w.wt	HCHA ppb w.wt	HCHG ppb w.wt	HC_Σn ppb w.wt	HCB ppb w.wt	QCB ppb w.wt
26/ 1	X	3.0	771.0	412.0	19.70	0.14	<0.10	<0.10	<0.10	<0.10	0.10	<0.10	0.10	<0.10	<0.10	<0.10	<0.3	<0.3	0.10	<0.10	<0.20	<0.10	0.10	<0.20	0.10	<0.10
27/ 1	X	3.0	1184.6	488.0	20.10	0.43	<0.10	<0.10	<0.10	<0.10	0.10	0.10	0.20	<0.10	0.10	<0.10	<0.6	<0.6	0.10	<0.10	<0.20	<0.10	0.10	<0.20	0.10	<0.10
28/ 1	X	3.0	1621.0	538.0	19.70	0.19	<0.10	<0.10	0.10	0.10	0.20	0.20	0.30	0.10	0.20	<0.10	<1.1	<1.3	0.20	<0.10	<0.30	<0.10	0.10	<0.20	0.10	<0.10
29/ 1	X	4.0	2347.2	608.0	19.50	0.20	<0.10	<0.10	0.10	0.10	0.20	0.40	0.50	<0.10	0.20	<0.10	<1.5	<1.6	0.40	<0.10	<0.50	<0.10	0.10	<0.20	0.10	<0.10
30/ 1	F	5.0	4529.3	764.0	18.70	0.17	<0.10	0.10	0.10	0.10	0.10	0.20	0.20	<0.10	0.10	0.10	<0.9	<1.1	0.60	0.10	0.70	<0.10	0.10	<0.20	0.10	<0.10
Mean		3.6	2090.6	562.0	19.54	0.23	<<0.10	<<0.10	<<0.10	<<0.10	0.14	<0.20	0.26	<<0.10	<0.14	<<0.10	<<0.9	<<1.0	0.28	<<0.10	<<0.38	<<0.10	0.10	<<0.20	0.10	<<0.10
Minim.		3.0	771.0	412.0	18.70	0.14	<0.10	<0.10	<0.10	<0.10	0.10	<0.10	0.10	<0.10	<0.10	<0.10	<0.3	<0.3	0.10	<0.10	<0.20	<0.10	0.10	<0.20	0.10	<0.10
Maxim.		5.0	4529.3	764.0	20.10	0.43	<0.10	0.10	0.10	0.10	0.20	0.40	0.50	<0.10	0.20	0.10	<1.5	<1.6	0.60	0.10	0.70	<0.10	0.10	<0.20	0.10	<0.10
St.dev		0.9	1482.9	133.7	0.52	0.12	~0.00	~0.00	~0.00	~0.00	0.05	~0.12	0.15	~0.00	~0.05	~0.00	~0.5	~0.5	0.22	~0.00	~0.22	~0.00	0.00	~0.00	0.00	~0.00
Count		5	5	5	5	5	5	5	5	5	5	5	5	5	5	5	5	5	5	5	5	5	5	5	5	5

Tab.width cont'd GADU MOR, MU, J99, 23B Karihavet area, 1993-1015.

. Analytical Lab. =>					NIVA
. Analysis Code. =>					341
Detection Limit =>					0.10
Samp/ Repl. no.	Sex F/M	Age year	Wght g	Lngt mm	OCS ppb w.wt
26/ 1	X	3.0	771.0	412.0	<0.10
27/ 1	X	3.0	1184.6	488.0	<0.10
28/ 1	X	3.0	1621.0	538.0	<0.10
29/ 1	X	4.0	2347.2	608.0	<0.10
30/ 1	F	5.0	4529.3	764.0	<0.10
Mean		3.6	2090.6	562.0	<<0.10
Minim.		3.0	771.0	412.0	<0.10
Maxim.		5.0	4529.3	764.0	<0.10
St.dev		0.9	1482.9	133.7	~0.00
Count		5	5	5	5

Sample.No 26 : Bulk of NIVA nos.:1,2,3,4,5 Skin with metacercariae of cf. Cryptocotyle lingua Bacterial fin rot Muscle with signs of inner bleeding Skin with red film and/or uneven pigmentations
Sample.No 27 : Bulk of NIVA nos.:6,7,8,9,10 Skin with metacercariae of cf. Cryptocotyle lingua
Sample.No 28 : Bulk of NIVA nos.:11,12,13,14,15 Skin with metacercariae of cf. Cryptocotyle lingua Bacterial fin rot Skin with red film and/or uneven pigmentations
Sample.No 29 : Bulk of NIVA nos.:16,17,18,19,20 Skin with metacercariae of cf. Cryptocotyle lingua Bacterial fin rot Muscle with signs of inner bleeding Skin with red film and/or uneven pigmentations
Sample.No 30 : Bulk of NIVA nos.:21,22,23,24,25 Skin with metacercariae of cf. Cryptocotyle lingua Bacterial fin rot Liver and/or intestinal guts with larvae of Anisakis simplex Skin with red film and/or uneven pigmentations

233

Species : GADU MOR, Gadus morhua, GB: Cod, N: Torsk.
Sample.area: J99 Undefined, Tissue : MUSCLE.
Locality : 23B Karihavet area, Latitude: 59°55.00N, Longitude: 05°07.00E.
Catch,date : 1994-1000, Count: 25, Sample type: Individual.

. Analytical Lab. =>							NIVA
. Analysis Code. =>							310
Detection Limit =>							0.005
Samp/ Repl. no.	Sex F/M	Age year	Wght g	Lngt mm	Dry %	Fat %	Hg ppm w.wt
01/ 1	F	2.0	547.3	390.0	18.10	.	0.052
02/ 1	F	2.0	572.0	390.0	19.10	.	0.049
03/ 1		2.0	756.4	410.0	19.80	.	0.104
04/ 1	F	2.0	654.8	410.0	20.90	.	0.036
05/ 1		2.0	871.7	420.0	20.00	.	0.054
06/ 1	F	2.0	886.3	450.0	19.80	.	0.051
07/ 1	F	3.0	1200.2	495.0	20.00	.	0.048
08/ 1	F	3.0	1357.0	500.0	19.50	.	0.031
09/ 1	F	3.0	1495.6	520.0	19.60	.	0.053
10/ 1	F	2.0	1558.8	540.0	19.80	.	0.029
11/ 1	F	3.0	1575.2	540.0	19.60	.	0.060
12/ 1	F	3.0	1914.5	550.0	19.60	.	0.071
13/ 1	F	3.0	1795.5	560.0	18.90	.	0.085
14/ 1	F	4.0	1681.0	560.0	19.10	.	0.065
15/ 1	F	3.0	2041.9	565.0	20.20	.	0.083
16/ 1	F	4.0	1500.0	565.0	18.80	.	0.074
17/ 1	F	4.0	1906.7	580.0	19.20	.	0.038
18/ 1	F	4.0	2008.0	580.0	21.00	.	0.058
19/ 1	M	4.0	2247.3	600.0	20.80	.	0.094
20/ 1	F	4.0	2487.0	630.0	21.10	.	0.052
21/ 1	M	5.0	2450.6	650.0	20.20	.	0.073
22/ 1	F	5.0	2791.7	650.0	20.20	.	0.102
23/ 1	F	4.0	2425.4	660.0	17.10	.	0.049
24/ 1	F	5.0	3082.7	670.0	20.50	.	0.106
25/ 1	M	7.0	4120.3	690.0	18.60	.	0.262
Mean		3.4	1757.1	543.0	19.66	.	0.071
Minim.		2.0	547.3	390.0	17.10	.	0.029
Maxim.		7.0	4120.3	690.0	21.10	.	0.262
St.dev		1.3	856.7	91.3	0.93	.	0.046
Count		25	25	25	25	.	25

Sample.No 01 : Skin with red film and/or uneven pigmentations
Sample.No 02 : Skin with red film and/or uneven pigmentations
Sample.No 03 : Skin with red film and/or uneven pigmentations
Sample.No 04 : Skin with red film and/or uneven pigmentations
Sample.No 05 : Skin with red film and/or uneven pigmentations
Sample.No 06 : Skin with red film and/or uneven pigmentations
Sample.No 07 : Skin with red film and/or uneven pigmentations Skin with metacercariae of cf. Cryptocotyle lingua
Sample.No 08 : Skin with red film and/or uneven pigmentations
Sample.No 09 : Skin with red film and/or uneven pigmentations
Sample.No 11 : Skin with red film and/or uneven pigmentations
Sample.No 12 : Skin with red film and/or uneven pigmentations
Sample.No 13 : Skin with red film and/or uneven pigmentations
Sample.No 14 : Skin with red film and/or uneven pigmentations
Sample.No 15 : Skin with red film and/or uneven pigmentations
Sample.No 16 : Skin with red film and/or uneven pigmentations
Sample.No 17 : Skin with red film and/or uneven pigmentations
Sample.No 18 : Skin with red film and/or uneven pigmentations Skin with metacercariae of cf. Cryptocotyle lingua
Sample.No 20 : Skin with red film and/or uneven pigmentations
Sample.No 22 : Skin with red film and/or uneven pigmentations
Sample.No 23 : Liver with signs of bleeding Liver and/or intestinal guts with larvae of Anisakis simplex

234

Species : GADU MOR, Gadus morhua, GB: Cod, N: Torsk.
Sample.area: J99 Undefined, Tissue : MUSCLE.
Locality : 23B Karihavet area, Latitude: 59°55.00N, Longitude: 05°07.00E.
Catch,date : 1994-1000, Count: 25, Sample type: Bulked.

. Analytical Lab. ⇒						NIVA	NIVA	NIVA	NIVA	NIVA	NIVA	NIVA	NIVA	NIVA	NIVA	Σ(*)	Σ(*)	NIVA	NIVA	Σ(*)	NIVA	NIVA	Σ(*)	NIVA	NIVA
. Analysis Code. ⇒						341	341	341	341	341	341	341	341	341	341	!	!	341	341	!	341	341	!	341	341
____ Detection Limit ⇒						0.05	0.05	0.05	0.05	0.05	0.05	0.05	0.05	0.05	0.05	!	!	0.10	0.05	!	0.05	0.05	!	0.05	0.05
Samp/ Repl. no.	Sex F/M	Age year	Wght g	Lngt mm	Dry %	Fat %	CB28 ppb w.wt	CB52 ppb w.wt	CB101 ppb w.wt	CB105 ppb w.wt	CB118 ppb w.wt	CB138 ppb w.wt	CB153 ppb w.wt	CB156 ppb w.wt	CB180 ppb w.wt	CB209 ppb w.wt	CB_Σ7 ppb w.wt	CB_ΣΣ ppb w.wt	DDEPP ppb w.wt	TDEPP ppb w.wt	DD_Σn ppb w.wt	HCHA ppb w.wt	HCHG ppb w.wt	HC_Σn ppb w.wt	HCB ppb w.wt	QCB ppb w.wt
26/ 1	F	2.0	680.4	404.0	.	0.07	<0.03	<0.03	<0.03	<0.03	0.03	0.04	0.06	<0.03	<0.03	<0.03	<0.2	<0.2	0.05	<0.03	<0.08	0.04	0.03	0.07	0.04	<0.03
27/ 1	F	3.0	1299.6	501.0	.	0.09	<0.03	<0.03	<0.03	<0.03	<0.03	0.03	0.04	<0.03	<0.03	<0.03	<0.1	<0.1	0.04	<0.03	<0.07	0.03	0.03	0.06	0.04	<0.03
28/ 1	F	3.0	1801.6	555.0	.	0.09	<0.03	<0.03	<0.03	<0.03	0.03	0.04	0.05	<0.03	<0.03	<0.03	<0.2	<0.2	0.04	<0.03	<0.07	0.04	0.03	0.07	0.04	<0.03
29/ 1	X	4.0	2031.0	591.0	.	0.12	<0.03	<0.03	<0.03	<0.03	<0.03	<0.03	0.03	<0.03	<0.03	<0.03	<0.1	<0.1	0.03	<0.03	<0.06	0.03	0.04	0.07	0.04	<0.03
30/ 1	X	5.0	2974.1	664.0	.	0.10	<0.03	0.03	0.09	0.05	0.13	0.22	0.26	<0.03	0.07	<0.03	<0.8	<0.9	0.40	0.10	0.50	<0.03	0.03	<0.06	0.06	<0.03
Mean		3.4	1757.3	543.0	.	0.09	<<0.03	<<0.03	<<0.04	<<0.03	<<0.05	<0.07	0.09	<<0.03	<<0.04	<<0.03	<<0.3	<<0.3	0.11	<<0.04	<<0.16	<0.03	0.03	<0.07	0.04	<<0.03
Minim.		2.0	680.4	404.0	.	0.07	<0.03	<0.03	<0.03	<0.03	<0.03	<0.03	0.03	<0.03	<0.03	<0.03	<0.1	<0.1	0.03	<0.03	<0.06	<0.03	0.03	<0.06	0.04	<0.03
Maxim.		5.0	2974.1	664.0	.	0.12	<0.03	0.03	0.09	0.05	0.13	0.22	0.26	<0.03	0.07	<0.03	<0.8	<0.9	0.40	0.10	0.50	0.04	0.04	0.07	0.06	<0.03
St.dev		1.1	855.4	97.7	.	0.02	~0.00	~0.00	~0.03	~0.01	~0.04	~0.08	0.10	~0.00	~0.02	~0.00	~0.3	~0.3	0.16	~0.03	~0.19	0.01	0.00	0.01	0.01	~0.00
Count		5	5	5	.	5	5	5	5	5	5	5	5	5	5	5	5	5	5	5	5	5	5	5	5	5

Tab.width cont'd GADU MOR, MU, J99, 23B Karihavet area, 1994-1000.

. Analytical Lab. ⇒					NIVA
. Analysis Code. ⇒					341
____ Detection Limit ⇒					0.05
Samp/ Repl. no.	Sex F/M	Age year	Wght g	Lngt mm	OCS ppb w.wt
26/ 1	F	2.0	680.4	404.0	<0.03
27/ 1	F	3.0	1299.6	501.0	<0.03
28/ 1	F	3.0	1801.6	555.0	<0.03
29/ 1	X	4.0	2031.0	591.0	<0.03
30/ 1	X	5.0	2974.1	664.0	<0.03
Mean		3.4	1757.3	543.0	<<0.03
Minim.		2.0	680.4	404.0	<0.03
Maxim.		5.0	2974.1	664.0	<0.03
St.dev		1.1	855.4	97.7	~0.00
Count		5	5	5	5

235

Species : GADU MOR, Gadus morhua, GB: Cod, N: Torsk.
Sample.area: J99 Undefined, Tissue : MUSCLE.
Locality : 23B Karihavet area, Latitude: 59°55.00N, Longitude: 05°07.00E.
Catch,date : 1995-1201, Count: 25, Sample type: Individual.

. Analytical Lab. =>							NIVA
. Analysis Code. =>							310
Detection Limit =>							0.005
Samp/ Repl. no.	Sex F/M	Age year	Wght g	Lngt mm	Dry %	Fat %	Hg ppm w.wt
01/ 1	M	3.0	443.0	365.0	18.70	.	0.058
02/ 1	M	3.0	577.5	370.0	21.30	.	0.045
03/ 1	M	3.0	650.2	400.0	19.10	.	0.047
04/ 1	M	3.0	698.5	400.0	20.20	.	0.070
05/ 1	M	3.0	647.4	400.0	19.80	.	0.081
06/ 1	M	3.0	651.1	410.0	17.30	.	0.068
07/ 1	F	3.0	1111.0	480.0	20.90	.	0.040
08/ 1	M	4.0	1111.5	485.0	18.80	.	0.134
09/ 1	F	4.0	1401.6	500.0	20.10	.	0.094
10/ 1	F	4.0	1071.9	510.0	16.10	.	0.045
11/ 1	F	4.0	1612.4	525.0	20.70	.	0.090
12/ 1	F	4.0	1447.5	530.0	21.40	.	0.097
13/ 1	F	4.0	1646.6	560.0	20.90	.	0.033
14/ 1	F	4.0	1736.5	560.0	21.50	.	0.051
15/ 1	M	4.0	1872.7	560.0	19.90	.	0.117
16/ 1	F	4.0	1617.8	565.0	19.40	.	0.058
17/ 1	M	4.0	1891.6	565.0	20.70	.	0.109
18/ 1	F	4.0	2051.1	570.0	18.90	.	0.084
19/ 1	M	5.0	2097.4	570.0	17.50	.	0.122
20/ 1	F	4.0	1985.0	590.0	20.80	.	0.051
21/ 1	F	4.0	2341.4	620.0	22.00	.	0.109
22/ 1	F	5.0	2354.8	630.0	17.90	.	0.048
23/ 1	M	5.0	4100.0	690.0	19.00	.	0.120
24/ 1	M	6.0	4150.0	710.0	21.00	.	0.127
25/ 1	M	8.0	5200.0	740.0	22.00	.	0.189
Mean		4.1	1778.7	532.2	19.84	.	0.083
Minim.		3.0	443.0	365.0	16.10	.	0.033
Maxim.		8.0	5200.0	740.0	22.00	.	0.189
St.dev		1.1	1182.1	103.2	1.54	.	0.038
Count		25	25	25	25	.	25

Sample.No 01 : Skin with red film and/or uneven pigmentations
Sample.No 02 : Skin with red film and/or uneven pigmentations
Sample.No 03 : Skin with red film and/or uneven pigmentations
Sample.No 04 : Skin with red film and/or uneven pigmentations
Sample.No 05 : Skin with red film and/or uneven pigmentations
Sample.No 06 : Skin with red film and/or uneven pigmentations
Sample.No 07 : Skin with red film and/or uneven pigmentations Skin with ulceration, lymphocytic areas and/or lesions
Sample.No 08 : Skin with red film and/or uneven pigmentations
Sample.No 09 : Skin with red film and/or uneven pigmentations
Sample.No 10 : Skin with red film and/or uneven pigmentations Skin with metacercariae of cf. Cryptocotyle lingua
Sample.No 11 : Skin with red film and/or uneven pigmentations
Sample.No 12 : Skin with red film and/or uneven pigmentations Bacterial fin rot
Sample.No 14 : Skin with red film and/or uneven pigmentations
Sample.No 15 : Skin with red film and/or uneven pigmentations
Sample.No 16 : Skin with red film and/or uneven pigmentations Skin with metacercariae of cf. Cryptocotyle lingua
Sample.No 17 : Skin with red film and/or uneven pigmentations Liver and/or intestinal guts with larvae of Anisakis simplex
Sample.No 18 : Skin with red film and/or uneven pigmentations
Sample.No 19 : Skin with red film and/or uneven pigmentations
Sample.No 21 : Liver and/or intestinal guts with larvae of Anisakis simplex
Sample.No 22 : Skin with metacercariae of cf. Cryptocotyle lingua
Sample.No 23 : Skin with red film and/or uneven pigmentations Liver and/or intestinal guts with larvae of Anisakis simplex
Sample.No 24 : Skin with red film and/or uneven pigmentations Skin with metacercariae of cf. Cryptocotyle lingua
Sample.No 25 : Skin with red film and/or uneven pigmentations Liver and/or intestinal guts with larvae of Anisakis simplex

236

Species : GADU MOR, Gadus morhua, GB: Cod, N: Torsk.
Sample.area: J99 Undefined, Tissue : MUSCLE.
Locality : 23B Karihavet area, Latitude: 59°55.00N, Longitude: 05°07.00E.
Catch,date : 1995-1201, Count: 25, Sample type: Bulked.

. Analytical Lab. =>						NIVA	NIVA	NIVA	NIVA	NIVA	NIVA	NIVA	NIVA	NIVA	NIVA	Σ(*)	Σ(*)	NIVA	NIVA	Σ(*)	NIVA	NIVA	Σ(*)	NIVA	NIVA
. Analysis Code. =>						341	341	341	341	341	341	341	341	341	341	!	!	341	341	!	341	341	!	341	341
Detection Limit =>						0.05	0.05	0.05	0.05	0.05	0.05	0.05	0.05	0.05	0.05	!	!	0.10	0.05	!	0.05	0.05	!	0.05	0.05
Samp/ Repl. no.	Sex F/M	Age year	Wght g	Lngt mm	Dry %	Fat %	CB28 ppb w.wt	CB52 ppb w.wt	CB101 ppb w.wt	CB105 ppb w.wt	CB118 ppb w.wt	CB138 ppb w.wt	CB153 ppb w.wt	CB156 ppb w.wt	CB180 ppb w.wt	CB209 ppb w.wt	CB_Σ7 ppb w.wt	CB_ΣΣ ppb w.wt	DDEPP ppb w.wt	TDEPP ppb w.wt	DD_Σn ppb w.wt	HCHA ppb w.wt	HCHG ppb w.wt	HC_Σn ppb w.wt	HCB ppb w.wt	QCB ppb w.wt
26/ 1	M	3.0	603.3	387.0	19.80	0.35	<0.03	<0.03	<0.03	0.04	0.08	0.15	0.27	<0.03	0.07	<0.03	<0.6	<0.6	0.13	<0.03	<0.16	0.03	0.06	0.09	0.06	0.03
27/ 1	X	4.0	1069.4	477.0	18.60	0.32	0.03	0.03	0.08	0.08	0.18	0.41	0.60	0.04	0.15	<0.03	1.5	<1.6	0.35	0.05	0.40	0.03	0.07	0.10	0.08	<0.03
28/ 1	X	4.0	1663.1	545.0	20.90	0.29	<0.03	0.04	0.06	0.05	0.11	0.21	0.30	0.03	0.07	<0.03	<0.8	<0.9	0.19	0.04	0.23	0.03	0.06	0.09	0.06	0.03
29/ 1	X	4.0	1928.6	572.0	19.50	0.30	<0.03	0.04	0.05	0.04	0.08	0.13	0.18	<0.03	0.05	<0.03	<0.6	<0.6	0.12	0.04	0.16	0.03	0.05	0.08	0.06	<0.03
30/ 1	X	6.0	3629.2	678.0	20.40	0.25	<0.03	0.06	0.06	0.04	0.08	0.15	0.21	<0.03	0.05	<0.03	<0.6	<0.7	0.16	0.05	0.21	0.03	0.07	0.10	0.04	0.04
Mean		4.2	1778.7	531.8	19.84	0.30	<<0.03	<0.04	<0.06	0.05	0.11	0.21	0.31	<<0.03	0.08	<<0.03	<<0.8	<<0.9	0.19	<0.04	<0.23	0.03	0.06	0.09	0.06	<<0.03
Minim.		3.0	603.3	387.0	18.60	0.25	<0.03	<0.03	<0.03	0.04	0.08	0.13	0.18	<0.03	0.05	<0.03	<0.6	<0.6	0.12	<0.03	<0.16	0.03	0.05	0.08	0.04	<0.03
Maxim.		6.0	3629.2	678.0	20.90	0.35	<0.03	0.06	0.08	0.08	0.18	0.41	0.60	0.04	0.15	<0.03	1.5	<1.6	0.35	0.05	0.40	0.03	0.07	0.10	0.08	0.04
St.dev		1.1	1155.9	108.6	0.88	0.04	~0.00	~0.01	~0.02	0.02	0.04	0.12	0.17	~0.00	0.04	~0.00	~0.4	~0.4	0.09	~0.01	~0.10	0.00	0.01	0.01	0.01	~0.00
Count		5	5	5	5	5	5	5	5	5	5	5	5	5	5	5	5	5	5	5	5	5	5	5	5	5

Tab.width cont'd GADU MOR, MU, J99, 23B Karihavet area, 1995-1201.

. Analytical Lab. =>					NIVA
. Analysis Code. =>					341
Detection Limit =>					0.05
Samp/ Repl. no.	Sex F/M	Age year	Wght g	Lngt mm	OCS ppb w.wt
26/ 1	M	3.0	603.3	387.0	<0.03
27/ 1	X	4.0	1069.4	477.0	<0.03
28/ 1	X	4.0	1663.1	545.0	<0.03
29/ 1	X	4.0	1928.6	572.0	<0.03
30/ 1	X	6.0	3629.2	678.0	<0.03
Mean		4.2	1778.7	531.8	<<0.03
Minim.		3.0	603.3	387.0	<0.03
Maxim.		6.0	3629.2	678.0	<0.03
St.dev		1.1	1155.9	108.6	~0.00
Count		5	5	5	5

Sample.No 26 : Bulk of NIVA nos.:1,2,3,4,5
Sample.No 27 : Bulk of NIVA nos.:6,7,8,9,10
Sample.No 28 : Bulk of NIVA nos.:11,12,13,14,15
Sample.No 29 : Bulk of NIVA nos.:16,17,18,19,20
Sample.No 30 : Bulk of NIVA nos.:21,22,23,24,25

237

Species : **GADU MOR**, Gadus morhua, GB: Cod, N: Torsk.
Sample.area: **J99 Undefined**, Tissue : **MUSCLE.**
Locality : **23B Karihavet area**, Latitude: 59°55.00N, Longitude: 05°07.00E.
Catch,date : **1996-1120**, Count: 25, Sample type: **Individual.**

. Analytical Lab. =>								NIVA
. Analysis Code. =>								310
Detection Limit =>								0.005
Samp/ Repl. no.	Sex F/M	Age year	Wght g	Lngt mm	Mean Weight g	Dry %	Fat %	Hg ppm w.wt
01/ 1	M	3.0	607.0	370.0	52.8	20.10	.	0.027
02/ 1	M	4.0	830.0	420.0	54.0	19.40	.	0.054
03/ 1	M	5.0	1303.0	470.0	52.3	19.80	.	0.047
04/ 1	F	5.0	1461.0	490.0	54.0	19.00	.	0.049
05/ 1	F	4.0	1246.0	490.0	52.3	18.80	.	0.070
06/ 1	F	4.0	1350.0	490.0	56.4	20.20	.	0.061
07/ 1	M	4.5	1403.0	490.0	52.6	19.40	.	0.030
08/ 1	F	5.0	1531.0	520.0	52.5	20.50	.	0.058
09/ 1	F	4.0	1597.0	525.0	52.5	19.00	.	0.090
10/ 1	M	4.0	1696.0	530.0	53.1	19.50	.	0.102
11/ 1	F	4.0	1793.0	530.0	52.2	19.90	.	0.075
12/ 1	F	5.0	1799.0	530.0	53.0	18.10	.	0.100
13/ 1	F	4.0	1580.0	540.0	53.5	20.00	.	0.035
14/ 1	M	5.0	2054.0	560.0	56.7	19.20	.	0.056
15/ 1	M	5.0	2033.0	540.0	52.9	19.20	.	0.049
16/ 1	F	5.0	2180.0	580.0	53.5	19.60	.	0.056
17/ 1	F	6.0	2979.0	640.0	52.6	18.80	.	0.069
18/ 1	F	5.0	4290.0	700.0	54.9	19.70	.	0.083
19/ 1	F	5.0	4349.0	700.0	52.8	19.10	.	0.062
20/ 1	M	7.0	5019.0	730.0	54.9	20.20	.	0.073
21/ 1	F	6.0	4716.0	740.0	54.0	19.50	.	0.050
22/ 1	M	7.0	4155.0	740.0	52.1	19.10	.	0.185
23/ 1	M	7.0	5652.0	750.0	54.8	20.10	.	0.058
24/ 1	F	6.5	4761.0	790.0	53.7	19.30	.	0.046
25/ 1	F	8.0	6330.0	800.0	54.3	20.30	.	0.044
Mean		5.1	2668.6	586.6	53.5	19.51	.	0.065
Minim.		3.0	607.0	370.0	52.1	18.10	.	0.027
Maxim.		8.0	6330.0	800.0	56.7	20.50	.	0.185
St.dev		1.2	1678.2	122.2	1.3	0.57	.	0.032
Count		25	25	25	25	25	.	25

238

Sample.No 01 : Skin with red film and/or uneven pigmentations
Sample.No 02 : Skin with red film and/or uneven pigmentations
Sample.No 03 : Skin with red film and/or uneven pigmentations Muscle with signs of inner bleeding
Sample.No 04 : Skin with red film and/or uneven pigmentations Muscle with signs of inner bleeding
Sample.No 05 : Skin with red film and/or uneven pigmentations Muscle with signs of inner bleeding
Sample.No 06 : Skin with red film and/or uneven pigmentations
Sample.No 07 : Skin with red film and/or uneven pigmentations
Sample.No 08 : Skin with red film and/or uneven pigmentations
Sample.No 09 : Skin with red film and/or uneven pigmentations
Sample.No 10 : Skin with red film and/or uneven pigmentations
Sample.No 11 : Skin with red film and/or uneven pigmentations
Sample.No 12 : Skin with red film and/or uneven pigmentations
Sample.No 13 : Skin with red film and/or uneven pigmentations Skin with metacercariae of cf. Cryptocotyle lingua Muscle with signs of inner bleeding
Sample.No 14 : Skin with red film and/or uneven pigmentations
Sample.No 15 : Skin with red film and/or uneven pigmentations Muscle with signs of inner bleeding
Sample.No 16 : Skin with red film and/or uneven pigmentations Muscle with signs of inner bleeding
Sample.No 17 : Skin with red film and/or uneven pigmentations Liver and/or intestinal guts with larvae of Anisakis simplex
Sample.No 18 : Skin with red film and/or uneven pigmentations
Sample.No 19 : Skin with red film and/or uneven pigmentations Liver and/or intestinal guts with larvae of Anisakis simplex
Sample.No 20 : Skin with metacercariae of cf. Cryptocotyle lingua
Sample.No 21 : Skin with red film and/or uneven pigmentations
Sample.No 22 : Skin with red film and/or uneven pigmentations Bacterial fin rot
Sample.No 23 : Skin with red film and/or uneven pigmentations Liver and/or intestinal guts with larvae of Anisakis simplex Muscle with signs of inner bleeding
Sample.No 24 : Skin with red film and/or uneven pigmentations Liver and/or intestinal guts with larvae of Anisakis simplex Muscle with signs of inner bleeding
Sample.No 25 : Skin with metacercariae of cf. Cryptocotyle lingua Liver and/or intestinal guts with larvae of Anisakis simplex

239

Species : GADU MOR, Gadus morhua, GB: Cod, N: Torsk.
Sample.area: J99 Undefined, Tissue : MUSCLE.
Locality : 23B Karihavet area, Latitude: 59°55.00N, Longitude: 05°07.00E.
Catch,date : 1996-1120, Count: 25, Sample type: Bulked.

. Analytical Lab. ⇒																									
. Analysis Code. ⇒								NIVA	NIVA	NIVA	NIVA	NIVA	NIVA	NIVA	NIVA	NIVA	NIVA	Σ(*)	Σ(*)	NIVA	NIVA	Σ(*)	NIVA	NIVA	Σ(*)	NIVA
Detection Limit ⇒								341	341	341	341	341	341	341	341	341	341	!	!	341	341	!	341	341	!	341
					Mean			0.05	0.05	0.05	0.05	0.05	0.05	0.05	0.05	0.05	0.05	!	!	0.10	0.05	!	0.05	0.05	!	0.05
Samp/ Repl. no.	Sex F/M	Age year	Wght g	Lngt mm	Weight g	Dry %	Fat %	CB28 ppb w.wt	CB52 ppb w.wt	CB101 ppb w.wt	CB105 ppb w.wt	CB118 ppb w.wt	CB138 ppb w.wt	CB153 ppb w.wt	CB156 ppb w.wt	CB180 ppb w.wt	CB209 ppb w.wt	CB_Σ7 ppb w.wt	CB_ΣΣ ppb w.wt	DDEPP ppb w.wt	TDEPP ppb w.wt	DD_Σn ppb w.wt	HCHA ppb w.wt	HCHG ppb w.wt	HC_Σn ppb w.wt	HCB ppb w.wt
26/ 1	X	4.2	1089.4	448.0	53.1	.	0.31	<0.03	<0.03	0.03	0.03	0.07	0.11	0.18	<0.03	0.04	<0.03	<0.5	<0.5	0.13	<0.03	<0.16	0.03	0.08	0.11	0.07
27/ 1	X	4.3	1515.4	511.0	53.4	.	0.30	<0.03	<0.03	<0.03	<0.03	0.03	0.05	0.08	<0.03	<0.03	<0.03	<0.2	<0.2	0.04	<0.03	<0.07	<0.03	0.04	<0.07	0.03
28/ 1	X	4.6	1851.8	540.0	53.7	.	0.28	<0.03	0.03	0.05	0.06	0.13	0.23	0.34	0.03	0.07	<0.03	<0.9	<1.0	0.20	<0.03	<0.23	0.03	0.06	0.09	0.06
29/ 1	X	5.6	3763.4	670.0	53.7	.	0.26	<0.03	0.03	0.06	0.03	0.07	0.10	0.14	<0.03	0.04	<0.03	<0.5	<0.5	0.14	0.05	0.19	<0.03	0.14	<0.17	0.04
30/ 1	X	6.9	5122.8	764.0	53.8	.	0.29	<0.03	0.04	0.07	0.03	0.08	0.11	0.16	<0.03	0.03	<0.03	<0.5	<0.6	0.17	0.08	0.25	0.03	0.11	0.14	0.06
Mean		5.1	2668.6	586.6	53.5	.	0.29	<<0.03	<<0.03	<0.05	<0.04	0.08	0.12	0.18	<<0.03	<0.04	<<0.03	<<0.5	<<0.5	0.14	<<0.04	<<0.18	<<0.03	0.09	<<0.12	0.05
Minim.		4.2	1089.4	448.0	53.1	.	0.26	<0.03	<0.03	<0.03	<0.03	0.03	0.05	0.08	<0.03	<0.03	<0.03	<0.2	<0.2	0.04	<0.03	<0.07	<0.03	0.04	<0.07	0.03
Maxim.		6.9	5122.8	764.0	53.8	.	0.31	<0.03	0.04	0.07	0.06	0.13	0.23	0.34	<0.03	0.07	<0.03	<0.9	<1.0	0.20	0.08	0.25	0.03	0.14	<0.17	0.07
St.dev		1.1	1711.2	128.0	0.3	.	0.02	~0.00	~0.00	~0.02	~0.01	0.04	0.07	0.10	~0.00	~0.02	~0.00	~0.2	~0.3	0.06	~0.02	~0.07	~0.00	0.04	~0.04	0.02
Count		5	5	5	5	.	5	5	5	5	5	5	5	5	5	5	5	5	5	5	5	5	5	5	5	5

Tab.width cont'd **GADU MOR, MU, J99, 23B Karihavet area, 1996-1120.**

. Analytical Lab. =>					NIVA	NIVA
. Analysis Code. =>					341	341
Detection Limit =>					0.05	0.05
Samp/ Repl. no.	Sex F/M	Age year	Wght g	Lngt mm	QCB ppb w.wt	OCS ppb w.wt
26/ 1	X	4.2	1089.4	448.0	<0.03	<0.03
27/ 1	X	4.3	1515.4	511.0	<0.03	<0.03
28/ 1	X	4.6	1851.8	540.0	<0.03	<0.03
29/ 1	X	5.6	3763.4	670.0	<0.03	<0.03
30/ 1	X	6.9	5122.8	764.0	<0.03	<0.03
Mean		5.1	2668.6	586.6	<<0.03	<<0.03
Minim.		4.2	1089.4	448.0	<0.03	<0.03
Maxim.		6.9	5122.8	764.0	<0.03	<0.03
St.dev		1.1	1711.2	128.0	~0.00	~0.00
Count		5	5	5	5	5

Sample.No 26 : Bulk of NIVA nos.:1,2,3,4,5
Sample.No 27 : Bulk of NIVA nos.:6,7,8,9,10
Sample.No 28 : Bulk of NIVA nos.:11,12,13,14,15
Sample.No 29 : Bulk of NIVA nos.:16,17,18,19,20
Sample.No 30 : Bulk of NIVA nos.:21,22,23,24,25

240

Species : GADU MOR, Gadus morhua, GB: Cod, N: Torsk.
Sample.area: J99 Undefined, Tissue : MUSCLE.
Locality : 23B Karihavet area, Latitude: 59°55.00N, Longitude: 05°07.00E.
Catch,date : 1997-1003, Count: 25, Sample type: Individual.

Samp/ Repl. no.	Sex F/M	Age year	Wght g	Lngt mm	Mean Weight g	Dry %	Fat %	NIVA 310 0.005 Hg ppm w.wt
Analytical Lab. =>								
Analysis Code. =>								
Detection Limit =>								
01/ 1	M	3.0	224.3	290.0	8.2	21.10	.	0.035
02/ 1	M	3.0	582.9	380.0	22.8	18.10	.	0.060
03/ 1	M	4.0	566.1	390.0	20.4	19.90	.	0.096
04/ 1	F	4.0	602.3	395.0	25.5	19.70	.	0.061
05/ 1	F	5.0	651.4	420.0	35.7	18.70	.	0.081
06/ 1	M	4.0	687.8	425.0	25.6	18.80	.	0.072
07/ 1	F	5.0	772.3	440.0	29.8	19.50	.	0.074
08/ 1	M	6.0	852.6	440.0	33.4	20.10	.	0.069
09/ 1	F	5.0	876.0	450.0	34.2	18.10	.	0.068
10/ 1	M	4.0	1066.7	450.0	28.0	19.10	.	0.080
11/ 1	M	5.0	917.3	460.0	36.6	18.60	.	0.098
12/ 1	M	5.0	908.8	465.0	38.3	18.70	.	0.110
13/ 1	M	6.0	1123.0	480.0	25.7	19.90	.	0.086
14/ 1	F	5.0	1212.4	495.0	32.4	20.10	.	0.081
15/ 1	F	6.0	1389.6	520.0	47.0	20.50	.	0.067
16/ 1	M	6.0	1522.6	520.0	54.1	20.30	.	0.073
17/ 1	M	5.0	1457.8	520.0	45.4	19.30	.	0.082
18/ 1	M	6.0	1441.8	525.0	53.3	19.90	.	0.097
19/ 1	F	6.0	1498.6	530.0	54.0	19.30	.	0.110
20/ 1	F	5.0	1268.2	540.0	49.6	19.90	.	0.130
21/ 1	F		1699.0	565.0	52.1	20.90	.	0.120
22/ 1	F	6.0	1645.0	570.0	47.6	20.10	.	0.100
23/ 1	F	7.0	1930.9	585.0	55.1	18.20	.	0.130
24/ 1	F	7.0	2024.2	600.0	38.0	19.70	.	0.160
25/ 1	M	7.0	3401.7	685.0	56.3	20.00	.	0.250
Mean		5.2	1212.9	485.6	38.0	19.54	.	0.096
Minim.		3.0	224.3	290.0	8.2	18.10	.	0.035
Maxim.		7.0	3401.7	685.0	56.3	21.10	.	0.250
St.dev		1.1	649.2	83.9	13.0	0.83	.	0.042
Count		24	25	25	25	25	.	25

Sample.No 01 : Signs of mechanical damage (e.g., net wounds)
Sample.No 02 : Skin with metacercariae of cf. Cryptocotyle lingua Muscle with signs of inner bleeding Skin with ulceration, lymphocytic areas and/or lesions Liver and/or intestinal guts with larvae of Anisakis simplex Signs of mechanical damage (e.g., net wounds)
Sample.No 03 : Liver with necrotic areas and/or discolouration
Sample.No 04 : Liver and/or intestinal guts with larvae of Anisakis simplex
Sample.No 05 : Signs of mechanical damage (e.g., net wounds)
Sample.No 07 : Muscle with signs of inner bleeding
Sample.No 08 : Signs of mechanical damage (e.g., net wounds)
Sample.No 09 : Skin with metacercariae of cf. Cryptocotyle lingua
Sample.No 10 : Skin with metacercariae of cf. Cryptocotyle lingua
Sample.No 12 : Skin with metacercariae of cf. Cryptocotyle lingua Skin and/or oral cavity with caligiform and/or Lernaeopodiform copepods Liver and/or intestinal guts with larvae of Anisakis simplex
Sample.No 13 : Signs of mechanical damage (e.g., net wounds)
Sample.No 14 : Gills with Lernaeocera copepods
Sample.No 15 : Skin with metacercariae of cf. Cryptocotyle lingua
Sample.No 16 : Liver and/or intestinal guts with larvae of Anisakis simplex Signs of mechanical damage (e.g., net wounds)
Sample.No 17 : Liver with necrotic areas and/or discolouration
Sample.No 18 : Skin with ulceration, lymphocytic areas and/or lesions Signs of mechanical damage (e.g., net wounds)
Sample.No 19 : Skin and/or oral cavity with caligiform and/or Lernaeopodiform copepods Liver with necrotic areas and/or discolouration

Sample.No 20 : Liver with necrotic areas and/or discolouration Liver with signs of bleeding
Sample.No 21 : Skin with metacercariae of cf. Cryptocotyle lingua Signs of mechanical damage (e.g., net wounds) otolitt mangler
Sample.No 22 : Skin with metacercariae of cf. Cryptocotyle lingua
Sample.No 23 : Liver and/or intestinal guts with larvae of Anisakis simplex Signs of mechanical damage (e.g., net wounds)
Sample.No 25 : Liver and/or intestinal guts with larvae of Anisakis simplex Liver with signs of bleeding

241

Species : GADU MOR, Gadus morhua, GB: Cod, N: Torsk.
Sample.area: J99 Undefined, Tissue : MUSCLE.
Locality : 23B Karihavet area, Latitude: 59°55.00N, Longitude: 05°07.00E.
Catch,date : 1997-1003, Count: 25, Sample type: Bulked.

. Analytical Lab. ⇒						NIVA	NIVA	NIVA	NIVA	NIVA	NIVA	NIVA	NIVA	NIVA	NIVA	Σ(*)	Σ(*)	NIVA	NIVA	Σ(*)	NIVA	NIVA	Σ(*)	NIVA
. Analysis Code. ⇒						341	341	341	341	341	341	341	341	341	341	!	!	341	341	!	341	341	!	341
____ Detection Limit ⇒						0.05	0.05	0.05	0.05	0.05	0.05	0.05	0.05	0.05	0.05	!	!	0.10	0.05	!	0.05	0.05	!	0.05
Samp/ Repl. no.	Sex F/M	Age year	Wght g	Lngt mm	Mean Weight g	Dry %	Fat %	CB28 ppb w.wt	CB52 ppb w.wt	CB101 ppb w.wt	CB105 ppb w.wt	CB118 ppb w.wt	CB138 ppb w.wt	CB153 ppb w.wt	CB156 ppb w.wt	CB180 ppb w.wt	CB209 ppb w.wt	CB_Σ7 ppb w.wt	CB_ΣΣ ppb w.wt	DDEPP ppb w.wt	TDEPP ppb w.wt	DD_Σn ppb w.wt	HCHA ppb w.wt	HCHG ppb w.wt	HC_Σn ppb w.wt	HCB ppb w.wt
26/ 1	M	3.8	525.4	375.0	22.5	.	0.28	<0.05	<0.05	0.05	0.11	0.15	0.25	0.44	<0.05	0.11	<0.05	<1.1	<1.2	0.29	0.09	0.38	<0.05	0.07	<0.12	0.06
27/ 1	F	4.8	851.1	441.0	30.2	.	0.32	<0.05	<0.05	0.05	0.05	0.12	0.21	0.31	<0.05	0.07	<0.05	<0.8	<0.9	0.19	0.05	0.24	<0.05	0.08	<0.13	0.06
28/ 1	M	5.4	1110.2	484.0	36.0	.	0.35	<0.05	<0.05	0.06	<0.05	0.09	0.17	0.26	<0.05	0.06	<0.05	<0.7	<0.7	0.18	0.08	0.26	<0.05	0.08	<0.13	0.06
29/ 1	F	5.6	1436.8	527.0	51.3	.	0.22	<0.05	<0.05	0.05	0.09	0.06	0.11	0.18	<0.05	0.05	<0.05	<0.5	<0.6	0.13	<0.05	<0.18	<0.05	0.07	<0.12	0.05
30/ 1	M	6.8	2140.2	600.0	49.8	.	0.31	<0.05	<0.05	0.05	0.07	0.13	0.22	0.34	<0.05	0.08	<0.05	<0.9	<0.9	0.18	0.07	0.25	<0.05	0.06	<0.11	0.06
Mean		5.3	1212.7	485.4	38.0	.	0.30	<<0.05	<<0.05	0.05	<0.07	0.11	0.19	0.31	<<0.05	0.07	<<0.05	<<0.8	<<0.8	0.19	<0.07	<0.26	<<0.05	0.07	<<0.12	0.06
Minim.		3.8	525.4	375.0	22.5	.	0.22	<0.05	<0.05	0.05	<0.05	0.06	0.11	0.18	<0.05	0.05	<0.05	<0.5	<0.6	0.13	<0.05	<0.18	<0.05	0.06	<0.11	0.05
Maxim.		6.8	2140.2	600.0	51.3	.	0.35	<0.05	<0.05	0.06	0.11	0.15	0.25	0.44	<0.05	0.11	<0.05	<1.1	<1.2	0.29	0.09	0.38	<0.05	0.08	<0.13	0.06
St.dev		1.1	617.3	85.2	12.5	.	0.05	~0.00	~0.00	0.00	~0.03	0.04	0.05	0.10	~0.00	0.02	~0.00	~0.2	~0.2	0.06	~0.02	~0.07	~0.00	0.01	~0.01	0.00
Count		5	5	5	5	.	5	5	5	5	5	5	5	5	5	5	5	5	5	5	5	5	5	5	5	5

242

Tab.width cont'd GADU MOR, MU, J99, 23B Karihavet area, 1997-1003.

. Analytical Lab. ⇒					NIVA	NIVA
. Analysis Code. ⇒					341	341
____ Detection Limit ⇒					0.05	0.05
Samp/ Repl. no.	Sex F/M	Age year	Wght g	Lngt mm	QCB ppb w.wt	OCS ppb w.wt
26/ 1	M	3.8	525.4	375.0	<0.05	<0.05
27/ 1	F	4.8	851.1	441.0	<0.05	<0.05
28/ 1	M	5.4	1110.2	484.0	<0.05	<0.05
29/ 1	F	5.6	1436.8	527.0	<0.05	<0.05
30/ 1	M	6.8	2140.2	600.0	<0.05	<0.05
Mean		5.3	1212.7	485.4	<<0.05	<<0.05
Minim.		3.8	525.4	375.0	<0.05	<0.05
Maxim.		6.8	2140.2	600.0	<0.05	<0.05
St.dev		1.1	617.3	85.2	~0.00	~0.00
Count		5	5	5	5	5

Sample.No 26 : Bulk of NIVA nos.:13,11,12,17,15
Sample.No 27 : Bulk of NIVA nos.:18,14,20.4,5
Sample.No 28 : Bulk of NIVA nos.:1,8,3,19,6
Sample.No 29 : Bulk of NIVA nos.:7,16,24,22.2
Sample.No 30 : Bulk of NIVA nos.:25,23,10,21,9

Species : **GADU MOR**, Gadus morhua, GB: Cod, N: Torsk.
Sample.area: **J99 Undefined**, Tissue : **MUSCLE.**
Locality : **92B Stokken area**, Latitude: 64°09.85N, Longitude: 09°53.00E.
Catch,date : **1994-0207**, Count: 25, Sample type: **Individual.**

. Analytical Lab. =>							NIVA
. Analysis Code. =>							310
Detection Limit =>							0.005
Samp/ Repl. no.	Sex F/M	Age year	Wght g	Lngt mm	Dry %	Fat %	Hg ppm w.wt
01/ 1		2.0	730.3	435.0	20.30	.	0.035
02/ 1	F	4.0	1244.9	500.0	19.80	.	0.054
03/ 1	F	3.0	1460.5	515.0	19.80	.	0.050
04/ 1	F	4.0	1503.6	535.0	19.70	.	0.030
05/ 1	M	6.0	1559.9	540.0	20.90	.	0.089
06/ 1	F	5.0	1660.9	540.0	19.90	.	0.067
07/ 1	F	4.0	1931.3	565.0	19.20	.	0.064
08/ 1	F	4.0	1562.2	575.0	19.70	.	0.043
09/ 1	M	4.0	2045.9	590.0	19.50	.	0.065
10/ 1	M	3.0	2119.2	610.0	20.30	.	0.040
11/ 1	M	4.0	2453.6	615.0	20.40	.	0.035
12/ 1	F	4.0	2339.6	625.0	20.20	.	0.038
13/ 1	M	4.0	2306.0	625.0	19.60	.	0.062
14/ 1	F	6.0	2273.2	635.0	19.60	.	0.102
15/ 1	F	4.0	2265.5	635.0	19.20	.	0.041
16/ 1	F	4.0	2468.7	640.0	20.60	.	0.036
17/ 1	F	4.0	2641.5	645.0	19.60	.	0.047
18/ 1	F	5.0	2904.5	655.0	19.50	.	0.053
19/ 1	F	5.0	2605.6	660.0	18.70	.	0.057
20/ 1	M	5.0	3066.4	665.0	19.40	.	0.077
21/ 1	F	5.0	3577.0	685.0	19.50	.	0.057
22/ 1	F	5.0	3819.7	695.0	19.70	.	0.062
23/ 1	F	5.0	3433.1	700.0	20.20	.	0.059
24/ 1	F	5.0	3841.6	710.0	18.60	.	0.085
25/ 1	M	6.0	3617.1	720.0	19.70	.	0.094
Mean		4.4	2377.3	612.6	19.74	.	0.058
Minim.		2.0	730.3	435.0	18.60	.	0.030
Maxim.		6.0	3841.6	720.0	20.90	.	0.102
St.dev		1.0	843.0	72.2	0.54	.	0.020
Count		25	25	25	25	.	25

Sample.No 06 : Liver and/or intestinal guts with larvae of Anisakis simplex
Sample.No 07 : Liver and/or intestinal guts with larvae of Anisakis simplex
Sample.No 08 : Skin with metacercariae of cf. Cryptocotyle lingua Liver with signs of bleeding Signs of mechanical damage (e.g., net wounds)
Sample.No 09 : Liver and/or intestinal guts with larvae of Anisakis simplex
Sample.No 10 : Liver and/or intestinal guts with larvae of Anisakis simplex
Sample.No 11 : Liver and/or intestinal guts with larvae of Anisakis simplex
Sample.No 14 : Skin with metacercariae of cf. Cryptocotyle lingua Liver and/or intestinal guts with larvae of Anisakis simplex
Sample.No 15 : Liver with necrotic areas and/or discolouration
Sample.No 17 : Liver and/or intestinal guts with larvae of Anisakis simplex
Sample.No 18 : Liver with signs of bleeding
Sample.No 21 : Liver and/or intestinal guts with larvae of Anisakis simplex Signs of mechanical damage (e.g., net wounds)
Sample.No 22 : Liver and/or intestinal guts with larvae of Anisakis simplex
Sample.No 23 : Liver and/or intestinal guts with larvae of Anisakis simplex
Sample.No 24 : Liver and/or intestinal guts with larvae of Anisakis simplex
Sample.No 25 : Liver and/or intestinal guts with larvae of Anisakis simplex

243

Species : GADU MOR, Gadus morhua, GB: Cod, N: Torsk.
Sample.area: J99 Undefined, Tissue : MUSCLE.
Locality : 92B Stokken area, Latitude: 64°09.85N, Longitude: 09°53.00E.
Catch,date : 1994-0207, Count: 25, Sample type: Bulked.

. Analytical Lab. ⇒						NIVA	NIVA	NIVA	NIVA	NIVA	NIVA	NIVA	NIVA	NIVA	NIVA	Σ(*)	Σ(*)	NIVA	NIVA	Σ(*)	NIVA	NIVA	Σ(*)	NIVA	NIVA
. Analysis Code. ⇒						341	341	341	341	341	341	341	341	341	341	!	!	341	341	!	341	341	!	341	341
Detection Limit ⇒						0.10	0.10	0.10	0.10	0.10	0.10	0.10	0.10	0.10	0.10	!	!	0.10	0.10	!	0.10	0.10	!	0.10	0.10
Samp/ Repl. no.	Sex F/M	Age year	Wght g	Lngt mm	Dry %	Fat %	CB28 ppb w.wt	CB52 ppb w.wt	CB101 ppb w.wt	CB105 ppb w.wt	CB118 ppb w.wt	CB138 ppb w.wt	CB153 ppb w.wt	CB156 ppb w.wt	CB180 ppb w.wt	CB209 ppb w.wt	CB_Σ7 ppb w.wt	CB_ΣΣ ppb w.wt	DDEPP ppb w.wt	TDEPP ppb w.wt	DD_Σn ppb w.wt	HCHA ppb w.wt	HCHG ppb w.wt	HC_Σn ppb w.wt	HCB ppb w.wt	QCB ppb w.wt
26/ 1	X	4.0	1299.8	505.0	20.10	0.25	<0.10	<0.10	<0.10	<0.10	0.10	0.10	0.10	<0.10	<0.10	<0.10	<0.4	<0.4	0.10	<0.10	<0.20	<0.10	s<0.10	<0.10	0.10	<0.10
27/ 1	X	4.0	1663.9	576.0	19.70	0.29	<0.10	<0.10	0.10	<0.10	0.10	0.10	0.10	<0.10	<0.10	<0.10	<0.5	<0.5	0.10	<0.10	<0.20	<0.10	s<0.10	<0.10	0.10	<0.10
28/ 1	X	4.0	2327.6	627.0	19.80	0.20	<0.10	<0.10	<0.10	<0.10	<0.10	0.10	0.10	<0.10	<0.10	<0.10	<0.3	<0.3	0.10	<0.10	<0.20	<0.10	s<0.10	<0.10	0.10	<0.10
29/ 1	X	5.0	2737.3	653.0	19.60	0.23	<0.10	<0.10	0.10	<0.10	0.10	0.10	0.10	<0.10	<0.10	<0.10	<0.5	<0.5	0.20	<0.10	<0.30	<0.10	s<0.10	<0.10	0.10	<0.10
30/ 1	X	5.0	3657.7	702.0	19.50	0.28	<0.10	<0.10	0.10	<0.10	0.10	0.10	0.20	<0.10	<0.10	<0.10	<0.6	<0.6	0.30	0.10	0.40	<0.10	s<0.10	<0.10	0.10	<0.10
Mean		4.4	2337.3	612.6	19.74	0.25	<<0.10	<<0.10	<<0.10	<<0.10	<0.10	0.10	0.12	<<0.10	<<0.10	<<0.10	<<0.5	<<0.5	0.16	<<0.10	<<0.26	<<0.10	s<<.10	<<0.10	0.10	<<0.10
Minim.		4.0	1299.8	505.0	19.50	0.20	<0.10	<0.10	<0.10	<0.10	<0.10	0.10	0.10	<0.10	<0.10	<0.10	<0.3	<0.3	0.10	<0.10	<0.20	<0.10	s<0.10	<0.10	0.10	<0.10
Maxim.		5.0	3657.7	702.0	20.10	0.29	<0.10	<0.10	0.10	<0.10	0.10	0.10	0.20	<0.10	<0.10	<0.10	<0.6	<0.6	0.30	0.10	0.40	<0.10	s<0.10	<0.10	0.10	<0.10
St.dev		0.5	926.5	75.4	0.23	0.04	~0.00	~0.00	~0.00	~0.00	~0.00	0.00	0.04	~0.00	~0.00	~0.00	~0.1	~0.1	0.09	~0.00	~0.09	~0.00	~0.00	~0.00	0.00	~0.00
Count		5	5	5	5	5	5	5	5	5	5	5	5	5	5	5	5	5	5	5	5	5	5	5	5	5

s/q(8) ! Suspect value(s)

244

Tab.width cont'd GADU MOR, MU, J99, 92B Stokken area, 1994-0207.

. Analytical Lab. ⇒					NIVA
. Analysis Code. ⇒					341
Detection Limit ⇒					0.10
Samp/ Repl. no.	Sex F/M	Age year	Wght g	Lngt mm	OCS ppb w.wt
26/ 1	X	4.0	1299.8	505.0	<0.10
27/ 1	X	4.0	1663.9	576.0	<0.10
28/ 1	X	4.0	2327.6	627.0	<0.10
29/ 1	X	5.0	2737.3	653.0	<0.10
30/ 1	X	5.0	3657.7	702.0	<0.10
Mean		4.4	2337.3	612.6	<<0.10
Minim.		4.0	1299.8	505.0	<0.10
Maxim.		5.0	3657.7	702.0	<0.10
St.dev		0.5	926.5	75.4	~0.00
Count		5	5	5	5

Sample.No 26 : Bulk of NIVA nos.:1,2,3,4,5
Sample.No 27 : Bulk of NIVA nos.:6,7,8,9,10 Skin with metacercariae of cf. Cryptocotyle lingua Liver with signs of bleeding Signs of mechanical damage (e.g., net wounds) Liver and/or intestinal guts with larvae of Anisakis simplex
Sample.No 28 : Bulk of NIVA nos.:11,12,13,14,15 Skin with metacercariae of cf. Cryptocotyle lingua Liver and/or intestinal guts with larvae of Anisakis simplex Liver with necrotic areas and/or discolouration
Sample.No 29 : Bulk of NIVA nos.:16,17,18,19,20 Liver and/or intestinal guts with larvae of Anisakis simplex Liver with signs of bleeding
Sample.No 30 : Bulk of NIVA nos.:21,22,23,24,25 Liver and/or intestinal guts with larvae of Anisakis simplex Signs of mechanical damage (e.g., net wounds)

Species : GADU MOR, Gadus morhua, GB: Cod, N: Torsk.
Sample.area: J99 Undefined, Tissue : MUSCLE.
Locality : 92B Stokken area, Latitude: 64°09.85N, Longitude: 09°53.00E.
Catch,date : 1995-0100, Count: 24, Sample type: Individual.

. Analytical Lab. =>							NIVA
. Analysis Code. =>							310
Detection Limit =>							0.005
Samp/ Repl. no.	Sex F/M	Age year	Wght g	Lngt mm	Dry %	Fat %	Hg ppm w.wt
01/ 1	F	2.0	476.1	375.0	20.80	.	0.070
02/ 1	F	3.0	1041.4	465.0	18.10	.	0.080
03/ 1	M	3.0	1195.5	495.0	19.70	.	0.096
04/ 1	M	4.0	1229.8	500.0	19.30	.	0.058
05/ 1	F	3.0	1094.1	500.0	19.60	.	0.048
06/ 1	F	5.0	1190.7	510.0	18.10	.	0.077
07/ 1	M	5.0	1310.0	510.0	20.40	.	0.112
08/ 1	F	4.0	1564.5	550.0	20.80	.	0.094
09/ 1	M	3.0	1602.6	550.0	20.60	.	0.055
10/ 1	M	3.0	1662.0	570.0	19.40	.	0.139
11/ 1	M	4.0	1844.7	575.0	18.50	.	0.089
12/ 1	F	3.0	1762.5	590.0	19.40	.	0.051
13/ 1	F	3.0	1819.1	590.0	19.80	.	0.068
14/ 1	M	3.0	2638.1	660.0	20.00	.	0.090
15/ 1	F	5.0	2614.1	665.0	18.70	.	0.167
16/ 1	F	4.0	3064.7	665.0	19.40	.	0.061
17/ 1	F	6.0	2763.2	665.0	21.80	.	0.092
18/ 1	M	6.0	3155.2	670.0	21.60	.	0.065
19/ 1	F	4.0	3270.4	680.0	19.90	.	0.085
20/ 1	F	5.0	3546.4	700.0	18.40	.	0.096
21/ 1	F	5.0	3990.0	700.0	20.10	.	0.108
22/ 1	F	5.0	4810.6	760.0	21.10	.	0.062
23/ 1	F	8.0	5447.0	805.0	19.50	.	0.134
24/ 1	F	6.0	5589.6	815.0	19.80	.	0.096
Mean		4.3	2445.1	606.9	19.78	.	0.087
Minim.		2.0	476.1	375.0	18.10	.	0.048
Maxim.		8.0	5589.6	815.0	21.80	.	0.167
St.dev		1.4	1425.2	110.9	1.01	.	0.029
Count		24	24	24	24	.	24

Sample.No 01 : Skin with red film and/or uneven pigmentations
Sample.No 02 : Skin with red film and/or uneven pigmentations Liver and/or intestinal guts with larvae of Anisakis simplex
Sample.No 03 : Skin with red film and/or uneven pigmentations
Sample.No 06 : Muscle with signs of inner bleeding
Sample.No 07 : Liver and/or intestinal guts with larvae of Anisakis simplex
Sample.No 08 : Liver and/or intestinal guts with larvae of Anisakis simplex
Sample.No 09 : Skin with red film and/or uneven pigmentations
Sample.No 10 : Liver and/or intestinal guts with larvae of Anisakis simplex
Sample.No 11 : Muscle with signs of inner bleeding Liver and/or intestinal guts with larvae of Anisakis simplex
Sample.No 12 : Liver and/or intestinal guts with larvae of Anisakis simplex
Sample.No 13 : Liver with necrotic areas and/or discolouration Liver and/or intestinal guts with larvae of Anisakis simplex
Sample.No 14 : Liver and/or intestinal guts with larvae of Anisakis simplex
Sample.No 15 : Skin with metacercariae of cf. Cryptocotyle lingua
Sample.No 16 : Liver and/or intestinal guts with larvae of Anisakis simplex
Sample.No 17 : Liver and/or intestinal guts with larvae of Anisakis simplex
Sample.No 18 : Signs of mechanical damage (e.g., net wounds) Liver and/or intestinal guts with larvae of Anisakis simplex
Sample.No 19 : Skin with metacercariae of cf. Cryptocotyle lingua Liver and/or intestinal guts with larvae of Anisakis simplex
Sample.No 20 : Liver and/or intestinal guts with larvae of Anisakis simplex
Sample.No 21 : Skin with metacercariae of cf. Cryptocotyle lingua
Sample.No 22 : Skin with metacercariae of cf. Cryptocotyle lingua Liver and/or intestinal guts with larvae of Anisakis simplex
Sample.No 23 : Liver and/or intestinal guts with larvae of Anisakis simplex
Sample.No 24 : Liver and/or intestinal guts with larvae of Anisakis simplex

245

Species : GADU MOR, Gadus morhua, GB: Cod, N: Torsk.
Sample.area: J99 Undefined, Tissue : MUSCLE.
Locality : 92B Stokken area, Latitude: 64°09.85N, Longitude: 09°53.00E.
Catch,date : 1995-0100, Count: 24, Sample type: Bulked.

. Analytical Lab. =>																								
. Analysis Code. =>							NIVA	NIVA	NIVA	NIVA	NIVA	NIVA	NIVA	NIVA	NIVA	NIVA	Σ(*)	Σ(*)	NIVA	NIVA	Σ(*)	NIVA	NIVA	Σ(*)	NIVA	NIVA
Detection Limit =>							341	341	341	341	341	341	341	341	341	341	!	!	341	341	!	341	341	!	341	341
							0.05	0.05	0.05	0.05	0.05	0.05	0.05	0.05	0.05	0.05	!	!	0.10	0.05	!	0.05	0.05	!	0.05	0.05
Samp/ Repl. no.	Sex F/M	Age year	Wght g	Lngt mm	Dry %	Fat %	CB28 ppb w.wt	CB52 ppb w.wt	CB101 ppb w.wt	CB105 ppb w.wt	CB118 ppb w.wt	CB138 ppb w.wt	CB153 ppb w.wt	CB156 ppb w.wt	CB180 ppb w.wt	CB209 ppb w.wt	CB_Σ7 ppb w.wt	CB_ΣΣ ppb w.wt	DDEPP ppb w.wt	TDEPP ppb w.wt	DD_Σn ppb w.wt	HCHA ppb w.wt	HCHG ppb w.wt	HC_Σn ppb w.wt	HCB ppb w.wt	QCB ppb w.wt
25/ 1	X	3.0	985.7	459.0	.	0.13	<0.03	<0.03	<0.03	<0.03	0.04	0.06	0.07	<0.03	<0.03	<0.03	<0.2	<0.2	0.09	0.03	0.12	0.03	<0.03	<0.06	0.08	<0.03
26/ 1	X	4.0	1352.4	524.0	.	0.12	<0.03	<0.03	<0.03	<0.03	0.03	0.06	0.07	<0.03	<0.03	<0.03	<0.2	<0.2	0.07	<0.03	<0.10	<0.03	0.03	<0.06	0.07	<0.03
27/ 1	X	3.0	1945.3	597.0	.	0.13	<0.03	<0.03	0.03	<0.03	0.03	0.06	0.06	<0.03	<0.03	<0.03	<0.2	<0.2	0.09	0.04	0.13	<0.03	0.03	<0.06	0.08	<0.03
28/ 1	X	5.0	2973.5	669.0	.	0.11	<0.03	<0.03	<0.03	<0.03	<0.03	0.04	0.04	<0.03	<0.03	<0.03	<0.1	<0.1	0.06	<0.03	<0.09	<0.03	0.03	<0.06	0.05	<0.03
29/ 1	F	6.0	4676.7	756.0	.	0.11	<0.03	<0.03	0.04	<0.03	0.04	0.05	0.06	<0.03	<0.03	<0.03	<0.2	<0.2	0.13	0.05	0.18	<0.03	0.03	<0.06	0.07	<0.03
Mean		4.2	2386.7	601.0	.	0.12	<<0.03	<<0.03	<<0.03	<<0.03	<0.03	0.05	0.06	<<0.03	<<0.03	<<0.03	<<0.2	<<0.2	0.09	<<0.04	<<0.12	<<0.03	<0.03	<<0.06	0.07	<<0.03
Minim.		3.0	985.7	459.0	.	0.11	<0.03	<0.03	<0.03	<0.03	<0.03	0.04	0.04	<0.03	<0.03	<0.03	<0.1	<0.1	0.06	<0.03	<0.09	<0.03	<0.03	<0.06	0.05	<0.03
Maxim.		6.0	4676.7	756.0	.	0.13	<0.03	<0.03	0.04	<0.03	0.04	0.06	0.07	<0.03	<0.03	<0.03	<0.2	<0.2	0.13	0.05	0.18	0.03	0.03	<0.06	0.08	<0.03
St.dev		1.3	1484.6	117.0	.	0.01	~0.00	~0.00	~0.00	~0.00	~0.01	0.01	0.01	~0.00	~0.00	~0.00	~0.0	~0.0	0.03	~0.01	~0.04	~0.00	~0.00	~0.00	0.01	~0.00
Count		5	5	5	.	5	5	5	5	5	5	5	5	5	5	5	5	5	5	5	5	5	5	5	5	5

Tab.width cont'd GADU MOR, MU, J99, 92B Stokken area, 1995-0100.

. Analytical Lab. =>					
. Analysis Code. =>					NIVA
Detection Limit =>					341
					0.05
Samp/ Repl. no.	Sex F/M	Age year	Wght g	Lngt mm	OCS ppb w.wt
25/ 1	X	3.0	985.7	459.0	<0.03
26/ 1	X	4.0	1352.4	524.0	<0.03
27/ 1	X	3.0	1945.3	597.0	<0.03
28/ 1	X	5.0	2973.5	669.0	<0.03
29/ 1	F	6.0	4676.7	756.0	<0.03
Mean		4.2	2386.7	601.0	<<0.03
Minim.		3.0	985.7	459.0	<0.03
Maxim.		6.0	4676.7	756.0	<0.03
St.dev		1.3	1484.6	117.0	~0.00
Count		5	5	5	5

246

Species : **GADU MOR**, Gadus morhua, GB: Cod, N: Torsk.
Sample.area: **J99 Undefined**, Tissue : **MUSCLE.**
Locality : **92B Stokken area**, Latitude: 64°09.85N, Longitude: 09°53.00E.
Catch,date : **1995-1001**, Count: 25, Sample type: **Individual.**

. Analytical Lab. =>							NIVA
. Analysis Code. =>							310
Detection Limit =>							0.005
Samp/ Repl. no.	Sex F/M	Age year	Wght g	Lngt mm	Dry %	Fat %	Hg ppm w.wt
01/ 1	F	2.0	1032.3	490.0	19.60	.	0.035
02/ 1	F	3.0	1262.4	520.0	18.50	.	0.082
03/ 1	F	4.0	1727.1	590.0	20.30	.	0.041
04/ 1		3.0	2026.8	610.0	19.30	.	0.066
05/ 1	F	4.0	1997.8	620.0	16.90	.	0.077
06/ 1		3.0	2383.0	620.0	19.60	.	0.083
07/ 1	F	5.0	2673.3	620.0	21.20	.	0.116
08/ 1	M	5.0	2025.0	620.0	19.90	.	0.051
09/ 1	F	5.0	2161.8	640.0	18.10	.	0.134
10/ 1	F	5.0	2580.2	640.0	18.80	.	0.048
11/ 1	F	5.0	2616.7	640.0	18.50	.	0.085
12/ 1	F	5.0	2690.5	650.0	19.20	.	0.112
13/ 1	F	5.0	2514.4	670.0	17.70	.	0.106
14/ 1	M	6.0	2353.3	670.0	17.40	.	0.060
15/ 1	M	5.0	3088.0	680.0	19.30	.	0.063
16/ 1		7.0	3441.8	680.0	18.60	.	0.079
17/ 1	M	7.0	3255.5	680.0	18.30	.	0.129
18/ 1	F	6.0	3322.2	700.0	18.20	.	0.062
19/ 1	F	6.0	3120.8	720.0	18.60	.	0.057
20/ 1	F	6.0	3485.0	720.0	20.40	.	0.067
21/ 1	F	6.0	3864.0	740.0	19.90	.	0.073
22/ 1	F	7.0	4460.0	760.0	19.20	.	0.075
23/ 1	F	6.0	4577.0	820.0	18.30	.	0.094
24/ 1	F	8.0	6665.0	900.0	18.60	.	0.161
25/ 1	F	9.0	7760.0	950.0	20.20	.	0.105
Mean		5.3	3083.4	678.0	18.98	.	0.082
Minim.		2.0	1032.3	490.0	16.90	.	0.035
Maxim.		9.0	7760.0	950.0	21.20	.	0.161
St.dev		1.6	1521.8	101.9	1.01	.	0.031
Count		25	25	25	25	.	25

Sample.No 02 : Muscle with signs of inner bleeding
Sample.No 03 : Skin and/or oral cavity with caligiform and/or Liver and/or intestinal guts with larvae of Anisakis simplex
Sample.No 04 : Skin with metacercariae of cf. Cryptocotyle lingua
Sample.No 05 : Skin and/or oral cavity with caligiform and/or Liver and/or intestinal guts with larvae of Anisakis simplex
Sample.No 09 : Liver and/or intestinal guts with larvae of Anisakis simplex
Sample.No 10 : Liver and/or intestinal guts with larvae of Anisakis simplex
Sample.No 11 : Liver and/or intestinal guts with larvae of Anisakis simplex
Sample.No 12 : Liver and/or intestinal guts with larvae of Anisakis simplex
Sample.No 13 : Skin and/or oral cavity with caligiform and/or Liver and/or intestinal guts with larvae of Anisakis simplex
Sample.No 14 : Skin with metacercariae of cf. Cryptocotyle lingua
Sample.No 15 : Liver and/or intestinal guts with larvae of Anisakis simplex
Sample.No 16 : Liver and/or intestinal guts with larvae of Anisakis simplex
Sample.No 17 : Skin with metacercariae of cf. Cryptocotyle lingua Liver and/or intestinal guts with larvae of Anisakis simplex
Sample.No 18 : Skin and/or oral cavity with caligiform and/or Liver and/or intestinal guts with larvae of Anisakis simplex
Sample.No 19 : Skin and/or oral cavity with caligiform and/or Liver and/or intestinal guts with larvae of Anisakis simplex
Sample.No 20 : Skin with metacercariae of cf. Cryptocotyle lingua Liver and/or intestinal guts with larvae of Anisakis simplex
Sample.No 21 : Liver and/or intestinal guts with larvae of Anisakis simplex
Sample.No 22 : Liver and/or intestinal guts with larvae of Anisakis simplex
Sample.No 23 : Liver and/or intestinal guts with larvae of Anisakis simplex
Sample.No 24 : Liver and/or intestinal guts with larvae of Anisakis simplex
Sample.No 25 : Liver and/or intestinal guts with larvae of Anisakis simplex Skin and/or oral cavity with caligiform and/or

247

Species : GADU MOR, Gadus morhua, GB: Cod, N: Torsk.
Sample.area: J99 Undefined, Tissue : MUSCLE.
Locality : 92B Stokken area, Latitude: 64°09.85N, Longitude: 09°53.00E.
Catch,date : 1995-1001, Count: 25, Sample type: Bulked.

. Analytical Lab. =>						NIVA	NIVA	NIVA	NIVA	NIVA	NIVA	NIVA	NIVA	NIVA	NIVA	Σ(*)	Σ(*)	NIVA	NIVA	Σ(*)	NIVA	NIVA	Σ(*)	NIVA	NIVA
. Analysis Code. =>						341	341	341	341	341	341	341	341	341	341	!	!	341	341	!	341	341	!	341	341
Detection Limit =>						0.05	0.05	0.05	0.05	0.05	0.05	0.05	0.05	0.05	0.05	!	!	0.10	0.05	!	0.05	0.05	!	0.05	0.05
Samp/ Repl. no.	Sex F/M	Age year	Wght g	Lngt mm	Dry %	Fat %	CB28 ppb w.wt	CB52 ppb w.wt	CB101 ppb w.wt	CB105 ppb w.wt	CB118 ppb w.wt	CB138 ppb w.wt	CB153 ppb w.wt	CB156 ppb w.wt	CB180 ppb w.wt	CB209 ppb w.wt	CB_Σ7 ppb w.wt	CB_ΣΣ ppb w.wt	DDEPP ppb w.wt	TDEPP ppb w.wt	DD_Σn ppb w.wt	HCHA ppb w.wt	HCHG ppb w.wt	HC_Σn ppb w.wt	HCB ppb w.wt	QCB ppb w.wt
26/ 1	F	3.0	1607.5	566.0	18.90	0.10	<0.03	0.06	0.08	0.04	0.08	0.12	0.15	<0.03	0.04	<0.03	<0.6	<0.6	0.23	0.04	0.27	<0.03	<0.03	<0.03	0.05	<0.03
27/ 1	X	5.0	2364.7	628.0	19.50	0.13	<0.03	0.06	0.05	<0.03	0.05	0.07	0.08	<0.03	<0.03	<0.03	<0.3	<0.3	0.12	0.03	0.15	<0.03	<0.03	<0.03	0.05	<0.03
28/ 1	X	5.0	2652.6	662.0	18.40	0.13	<0.03	0.10	0.16	<0.03	0.12	0.21	0.25	<0.03	0.07	<0.03	<0.9	<0.9	0.27	<0.03	<0.30	<0.03	<0.03	<0.03	0.05	<0.03
29/ 1	X	6.0	3325.1	700.0	18.80	0.11	<0.03	<0.03	0.06	<0.03	0.05	0.07	0.09	<0.03	<0.03	<0.03	<0.3	<0.3	0.14	0.03	0.17	<0.03	<0.03	<0.03	0.05	<0.03
30/ 1	F	7.0	5465.2	834.0	19.20	0.13	<0.03	<0.03	0.06	0.03	0.06	0.08	0.10	<0.03	0.03	<0.03	<0.4	<0.4	0.17	0.03	0.20	<0.03	0.04	<0.07	0.06	<0.03
Mean		5.2	3083.0	678.0	18.96	0.12	<<0.03	<<0.06	0.08	<<0.03	0.07	0.11	0.13	<<0.03	<<0.04	<<0.03	<<0.5	<<0.5	0.19	<0.03	<0.22	<<0.03	<<0.03	<<0.04	0.05	<<0.03
Minim.		3.0	1607.5	566.0	18.40	0.10	<0.03	<0.03	0.05	<0.03	0.05	0.07	0.08	<0.03	<0.03	<0.03	<0.3	<0.3	0.12	<0.03	0.15	<0.03	<0.03	<0.03	0.05	<0.03
Maxim.		7.0	5465.2	834.0	19.50	0.13	<0.03	0.10	0.16	0.04	0.12	0.21	0.25	<0.03	0.07	<0.03	<0.9	<0.9	0.27	0.04	<0.30	<0.03	0.04	<0.07	0.06	<0.03
St.dev		1.5	1467.3	100.1	0.42	0.01	~0.00	~0.03	0.04	~0.00	0.03	0.06	0.07	~0.00	~0.02	~0.00	~0.3	~0.3	0.06	~0.00	~0.06	~0.00	~0.00	~0.02	0.00	~0.00
Count		5	5	5	5	5	5	5	5	5	5	5	5	5	5	5	5	5	5	5	5	5	5	5	5	5

248

Tab.width cont'd GADU MOR, MU, J99, 92B Stokken area, 1995-1001.

. Analytical Lab. =>					NIVA
. Analysis Code. =>					341
Detection Limit =>					0.05
Samp/ Repl. no.	Sex F/M	Age year	Wght g	Lngt mm	OCS ppb w.wt
26/ 1	F	3.0	1607.5	566.0	<0.03
27/ 1	X	5.0	2364.7	628.0	<0.03
28/ 1	X	5.0	2652.6	662.0	<0.03
29/ 1	X	6.0	3325.1	700.0	<0.03
30/ 1	F	7.0	5465.2	834.0	<0.03
Mean		5.2	3083.0	678.0	<<0.03
Minim.		3.0	1607.5	566.0	<0.03
Maxim.		7.0	5465.2	834.0	<0.03
St.dev		1.5	1467.3	100.1	~0.00
Count		5	5	5	5

Sample.No 26 : Bulk of NIVA nos.: 1,2,3,4,5
Sample.No 27 : Bulk of NIVA nos.: 6,7,8,9,10
Sample.No 28 : Bulk of NIva nos.: 11,12,13,14,15
Sample.No 29 : Bulk of NIVA nos.: 16,17,18,19,20
Sample.No 30 : Bulk of NIVA nos.: 21,22,23,24,25

Species : GADU MOR, Gadus morhua, GB: Cod, N: Torsk.
Sample.area: J99 Undefined, Tissue : MUSCLE.
Locality : 92B Stokken area, Latitude: 64°09.85N, Longitude: 09°53.00E.
Catch,date : 1996-1115, Count: 25, Sample type: Individual.

. Analytical Lab. =>								NIVA
. Analysis Code. =>								310
Detection Limit =>								0.005
Samp/ Repl. no.	Sex F/M	Age year	Wght g	Lngt mm	Mean Weight g	Dry %	Fat %	Hg ppm w.wt
01/ 1	F	3.0	870.0	430.0	54.2	20.10	.	0.036
02/ 1	M	4.0	987.0	480.0	53.7	19.00	.	0.079
03/ 1	M	5.0	1292.0	530.0	55.6	19.60	.	0.063
04/ 1	F	5.0	1965.0	590.0	53.4	19.00	.	0.038
05/ 1	F	5.0	2274.0	615.0	55.1	19.50	.	0.075
06/ 1	M	6.0	2148.0	630.0	56.3	19.20	.	0.092
07/ 1	F	5.0	2370.0	645.0	58.9	19.30	.	0.109
08/ 1	M	6.0	2360.0	650.0	55.3	19.50	.	0.088
09/ 1	M	5.5	2303.0	660.0	55.6	19.00	.	0.059
10/ 1	M	6.5	2710.0	660.0	56.3	19.70	.	0.154
11/ 1	M	6.0	2312.0	670.0	54.5	19.40	.	0.069
12/ 1	M	7.0	2995.0	670.0	60.7	19.40	.	0.093
13/ 1	M	7.0	2688.0	685.0	61.7	18.30	.	0.126
14/ 1	F	6.5	2940.0	685.0	54.2	19.30	.	0.105
15/ 1	F	6.5	3277.0	700.0	56.5	18.60	.	0.109
16/ 1	M	6.5	3479.0	700.0	55.5	19.20	.	0.081
17/ 1	F	7.0	3361.0	700.0	53.0	18.30	.	0.136
18/ 1	M	6.0	3342.0	740.0	55.8	18.20	.	0.087
19/ 1	M	10.0	3130.0	740.0	55.1	17.60	.	0.160
20/ 1	F	6.5	3280.0	745.0	53.8	18.10	.	0.163
21/ 1	F	7.0	3675.0	745.0	56.8	19.10	.	0.093
22/ 1	F	6.5	4466.0	775.0	55.4	19.90	.	0.154
23/ 1	F	8.0	4791.0	785.0	54.5	18.70	.	0.147
24/ 1	F	9.0	4820.0	800.0	55.3	20.10	.	0.107
25/ 1	M	10.0	5920.0	870.0	54.6	18.90	.	0.125
Mean		6.4	2950.2	676.0	55.7	19.08	.	0.102
Minim.		3.0	870.0	430.0	53.0	17.60	.	0.036
Maxim.		10.0	5920.0	870.0	61.7	20.10	.	0.163
St.dev		1.6	1190.6	97.9	2.1	0.63	.	0.037
Count		25	25	25	25	25	.	25

249

Sample.No 01 : Skin with red film and/or uneven pigmentations
Sample.No 03 : Liver and/or intestinal guts with larvae of Anisakis simplex Skin with red film and/or uneven pigmentations
Sample.No 04 : Muscle with signs of inner bleeding Liver and/or intestinal guts with larvae of Anisakis simplex
Sample.No 05 : Skin with red film and/or uneven pigmentations Muscle with signs of inner bleeding Gills with Lernaeocera copepods Liver and/or intestinal guts with larvae of Anisakis simplex
Sample.No 06 : Liver and/or intestinal guts with larvae of Anisakis simplex
Sample.No 07 : Muscle with signs of inner bleeding
Sample.No 08 : Liver and/or intestinal guts with larvae of Anisakis simplex
Sample.No 09 : Skin with metacercariae of cf. Cryptocotyle lingua Liver and/or intestinal guts with larvae of Anisakis simplex
Sample.No 10 : Muscle with signs of inner bleeding
Sample.No 11 : Liver and/or intestinal guts with larvae of Anisakis simplex
Sample.No 12 : Liver and/or intestinal guts with larvae of Anisakis simplex
Sample.No 13 : Muscle with signs of inner bleeding Liver and/or intestinal guts with larvae of Anisakis simplex
Sample.No 14 : Muscle with signs of inner bleeding Liver and/or intestinal guts with larvae of Anisakis simplex
Sample.No 15 : Muscle with signs of inner bleeding Liver and/or intestinal guts with larvae of Anisakis simplex
Sample.No 16 : Gills with Lernaeocera copepods Liver and/or intestinal guts with larvae of Anisakis simplex
Sample.No 17 : Liver and/or intestinal guts with larvae of Anisakis simplex
Sample.No 18 : Skin with metacercariae of cf. Cryptocotyle lingua Muscle with signs of inner bleeding Liver and/or intestinal guts with larvae of Anisakis simplex
Sample.No 19 : Muscle with signs of inner bleeding Liver and/or intestinal guts with larvae of Anisakis simplex
Sample.No 20 : Liver and/or intestinal guts with larvae of Anisakis simplex
Sample.No 21 : Muscle with signs of inner bleeding Liver and/or intestinal guts with larvae of Anisakis simplex
Sample.No 22 : Skin with metacercariae of cf. Cryptocotyle lingua Liver and/or intestinal guts with larvae of Anisakis simplex
Sample.No 23 : Liver and/or intestinal guts with larvae of Anisakis simplex
Sample.No 24 : Liver and/or intestinal guts with larvae of Anisakis simplex
Sample.No 25 : Muscle with signs of inner bleeding Liver and/or intestinal guts with larvae of Anisakis simplex

250

Species : GADU MOR, Gadus morhua, GB: Cod, N: Torsk.
Sample.area: J99 Undefined, Tissue : MUSCLE.
Locality : 92B Stokken area, Latitude: 64°09.85N, Longitude: 09°53.00E.
Catch,date : 1996-1115, Count: 25, Sample type: Bulked.

. Analytical Lab. ⇒																									
. Analysis Code. ⇒					NIVA 341	NIVA 341	NIVA 341	NIVA 341	NIVA 341	NIVA 341	NIVA 341	NIVA 341	NIVA 341	NIVA 341	Σ(*) !	Σ(*) !	NIVA 341	NIVA 341	Σ(*) !	NIVA 341	NIVA 341	Σ(*) !	NIVA 341
Detection Limit ⇒					0.05	0.05	0.05	0.05	0.05	0.05	0.05	0.05	0.05	0.05	!	!	0.10	0.05	!	0.05	0.05	!	0.05
Samp/ Repl. no.	Sex F/M	Age year	Wght g	Lngt mm	Mean Weight g	Dry %	Fat %	CB28 ppb w.wt	CB52 ppb w.wt	CB101 ppb w.wt	CB105 ppb w.wt	CB118 ppb w.wt	CB138 ppb w.wt	CB153 ppb w.wt	CB156 ppb w.wt	CB180 ppb w.wt	CB209 ppb w.wt	CB_Σ7 ppb w.wt	CB_ΣΣ ppb w.wt	DDEPP ppb w.wt	TDEPP ppb w.wt	DD_Σn ppb w.wt	HCHA ppb w.wt	HCHG ppb w.wt	HC_Σn ppb w.wt	HCB ppb w.wt
26/ 1	X	4.4	1477.6	529.0	54.4	.	0.37	<0.03	<0.03	0.03	0.04	0.08	0.12	0.21	<0.03	0.05	<0.03	<0.5	<0.6	0.18	0.03	0.21	<0.03	s0.09	s<0.12	0.07
27/ 1	X	5.8	2378.2	649.0	56.5	.	0.32	<0.03	<0.03	0.07	0.04	0.08	0.14	0.18	<0.03	0.04	<0.03	<0.5	<0.6	0.26	0.06	0.32	<0.03	s0.13	s<0.16	0.08
28/ 1	X	6.6	2842.4	682.0	57.5	.	0.30	<0.03	0.09	0.17	0.09	0.20	0.34	0.43	0.03	0.10	<0.03	<1.4	<1.5	0.73	0.13	0.86	<0.03	miss	<0.03	0.09
29/ 1	X	7.2	3318.4	725.0	54.6	.	0.31	0.03	0.13	0.36	0.21	0.51	0.81	1.03	0.07	0.24	<0.03	3.1	<3.4	1.70	0.28	1.98	<0.03	miss	<0.03	0.10
30/ 1	X	8.1	4732.4	795.0	55.3	.	0.28	<0.03	0.10	0.13	0.07	0.13	0.22	0.26	<0.03	0.05	<0.03	<0.9	<1.0	0.49	0.14	0.63	<0.03	0.05	<0.08	0.11
Mean		6.4	2949.8	676.0	55.7	.	0.32	<<0.03	<<0.08	0.15	0.09	0.20	0.33	0.42	<<0.04	0.10	<<0.03	<<1.3	<<1.4	0.67	0.13	0.80	<<0.03	0.05	<<0.05	0.09
Minim.		4.4	1477.6	529.0	54.4	.	0.28	<0.03	<0.03	0.03	0.04	0.08	0.12	0.18	<0.03	0.04	<0.03	<0.5	<0.6	0.18	0.03	0.21	<0.03	0.05	<0.03	0.07
Maxim.		8.1	4732.4	795.0	57.5	.	0.37	<0.03	0.13	0.36	0.21	0.51	0.81	1.03	0.07	0.24	<0.03	3.1	<3.4	1.70	0.28	1.98	<0.03	0.05	<0.08	0.11
St.dev		1.4	1206.1	98.7	1.3	.	0.03	~0.00	~0.04	0.13	0.07	0.18	0.28	0.35	~0.02	0.08	~0.00	~1.1	~1.2	0.61	0.10	0.71	~0.00	.	~0.03	0.02
Count		5	5	5	5	.	5	5	5	5	5	5	5	5	5	5	5	5	5	5	5	5	5	i1	i3	5

s/q (4) ! Suspect value(s)
i (2) ! Suspect or ambiguous basis-value(s) ignored in statistics.
miss(2) ! Missing value.

Tab.width cont'd **GADU MOR, MU, J99, 92B Stokken area, 1996-1115.**

. Analytical Lab. =>					NIVA	NIVA
. Analysis Code. =>					341	341
Detection Limit =>					0.05	0.05
Samp/ Repl. no.	Sex F/M	Age year	Wght g	Lngt mm	QCB ppb w.wt	OCS ppb w.wt
26/ 1	X	4.4	1477.6	529.0	<0.03	<0.03
27/ 1	X	5.8	2378.2	649.0	<0.03	<0.03
28/ 1	X	6.6	2842.4	682.0	<0.03	<0.03
29/ 1	X	7.2	3318.4	725.0	<0.03	<0.03
30/ 1	X	8.1	4732.4	795.0	<0.03	<0.03
Mean		6.4	2949.8	676.0	<<0.03	<<0.03
Minim.		4.4	1477.6	529.0	<0.03	<0.03
Maxim.		8.1	4732.4	795.0	<0.03	<0.03
St.dev		1.4	1206.1	98.7	~0.00	~0.00
Count		5	5	5	5	5

Sample.No 26 : Bulk of NIVA nos.:1,2,3,4,5
Sample.No 27 : Bulk of NIVA nos.:6,7,8,9,10
Sample.No 28 : Bulk of NIVA nos.:11,12,13,14,15
Sample.No 29 : Bulk of NIVA nos.:16,17,18,19,20
Sample.No 30 : Bulk of NIVA nos.:21,22,23,24,25

251

Species : **GADU MOR**, Gadus morhua, GB: Cod, N: Torsk.
Sample.area: **J99 Undefined**, Tissue : **MUSCLE.**
Locality : **98B Lille Molla**, Latitude: 68°12.00N, Longitude: 14°48.00E.
Catch,date : **1993-1115**, Count: 24, Sample type: **Individual.**

. Analytical Lab. =>						NIVA
. Analysis Code. =>						310
Detection Limit =>						0.005
Samp/ Repl. no.	Sex F/M	Age year	Wght g	Lngt mm	Dry %	Fat %	Hg ppm w.wt
01/ 1		2.0	253.8	310.0	18.80	.	0.050
02/ 1		2.0	539.0	380.0	19.70	.	0.071
03/ 1		3.0	484.1	385.0	18.50	.	0.066
04/ 1		4.0	814.0	455.0	16.90	.	0.201
05/ 1		3.0	795.1	460.0	18.10	.	0.021
06/ 1		4.0	969.2	470.0	18.00	.	0.043
07/ 1		4.0	1164.6	480.0	19.50	.	0.059
08/ 1		4.0	939.1	480.0	17.60	.	0.043
09/ 1		3.0	1056.2	485.0	17.20	.	0.037
10/ 1		5.0	1013.5	490.0	17.90	.	0.071
11/ 1		3.0	1174.4	490.0	18.30	.	0.047
12/ 1		6.0	1333.7	500.0	18.10	.	0.129
13/ 1		5.0	1263.2	500.0	17.70	.	0.063
14/ 1		4.0	1143.9	500.0	19.10	.	0.052
15/ 1		4.0	1236.9	500.0	18.80	.	0.070
16/ 1		5.0	1027.7	500.0	17.20	.	0.042
17/ 1		4.0	1107.1	500.0	19.80	.	0.077
18/ 1		5.0	1181.6	505.0	17.80	.	0.248
19/ 1		4.0	1209.2	510.0	18.80	.	0.059
20/ 1		5.0	1164.9	520.0	18.50	.	0.059
21/ 1		4.0	1266.1	525.0	18.60	.	0.065
22/ 1		5.0	1240.3	525.0	19.60	.	0.060
23/ 1		6.0	1305.8	540.0	17.20	.	0.131
24/ 1		6.0	2034.9	570.0	18.90	.	0.120
Mean		4.2	1071.6	482.5	18.36	.	0.079
Minim.		2.0	253.8	310.0	16.90	.	0.021
Maxim.		6.0	2034.9	570.0	19.80	.	0.248
St.dev		1.1	344.0	55.3	0.84	.	0.053
Count		24	24	24	24	.	24

252

Sample.No 01 : Muscle with signs of inner bleeding Signs of mechanical damage (e.g., net wounds) Fish flaccid
Sample.No 02 : Muscle with signs of inner bleeding Signs of mechanical damage (e.g., net wounds) Fish flaccid
Sample.No 03 : Muscle with signs of inner bleeding Signs of mechanical damage (e.g., net wounds) Fish flaccid
Sample.No 04 : Muscle with signs of inner bleeding Liver and/or intestinal guts with larvae of Anisakis simplex Signs of mechanical damage (e.g., net wounds) Fish flaccid
Sample.No 05 : Muscle with signs of inner bleeding Signs of mechanical damage (e.g., net wounds) Fish flaccid
Sample.No 06 : Muscle with signs of inner bleeding Signs of mechanical damage (e.g., net wounds) Fish flaccid
Sample.No 07 : Muscle with signs of inner bleeding Signs of mechanical damage (e.g., net wounds) Fish flaccid
Sample.No 08 : Muscle with signs of inner bleeding Signs of mechanical damage (e.g., net wounds) Fish flaccid
Sample.No 09 : Muscle with signs of inner bleeding Signs of mechanical damage (e.g., net wounds) Fish flaccid
Sample.No 10 : Muscle with signs of inner bleeding Signs of mechanical damage (e.g., net wounds) Fish flaccid
Sample.No 11 : Muscle with signs of inner bleeding Signs of mechanical damage (e.g., net wounds) Fish flaccid
Sample.No 12 : Muscle with signs of inner bleeding Signs of mechanical damage (e.g., net wounds) Fish flaccid Liver with necrotic cysts or tumors
Sample.No 13 : Muscle with signs of inner bleeding Liver and/or intestinal guts with larvae of Anisakis simplex Signs of mechanical damage (e.g., net wounds) Fish flaccid
Sample.No 14 : Muscle with signs of inner bleeding Signs of mechanical damage (e.g., net wounds) Fish flaccid
Sample.No 15 : Muscle with signs of inner bleeding Signs of mechanical damage (e.g., net wounds) Fish flaccid
Sample.No 16 : Muscle with signs of inner bleeding Signs of mechanical damage (e.g., net wounds) Fish flaccid
Sample.No 17 : Skin with metacercariae of cf. Cryptocotyle lingua Muscle with signs of inner bleeding Signs of mechanical damage (e.g., net wounds) Fish flaccid
Sample.No 18 : Skin with metacercariae of cf. Cryptocotyle lingua Muscle with signs of inner bleeding Signs of mechanical damage (e.g., net wounds) Fish flaccid
Sample.No 19 : Muscle with signs of inner bleeding Signs of mechanical damage (e.g., net wounds) Fish flaccid
Sample.No 20 : Muscle with signs of inner bleeding Signs of mechanical damage (e.g., net wounds) Fish flaccid
Sample.No 21 : Muscle with signs of inner bleeding Signs of mechanical damage (e.g., net wounds) Fish flaccid
Sample.No 22 : Muscle with signs of inner bleeding Signs of mechanical damage (e.g., net wounds) Fish flaccid
Sample.No 23 : Muscle with signs of inner bleeding Signs of mechanical damage (e.g., net wounds) Fish flaccid
Sample.No 24 : Muscle with signs of inner bleeding Signs of mechanical damage (e.g., net wounds) Fish flaccid

253

Species : GADU MOR, Gadus morhua, GB: Cod, N: Torsk.
Sample.area: J99 Undefined, Tissue : MUSCLE.
Locality : 98B Lille Molla, Latitude: 68°12.00N, Longitude: 14°48.00E.
Catch,date : 1993-1115, Count: 24, Sample type: Bulked.

. Analytical Lab. =>					NIVA	NIVA	NIVA	NIVA	NIVA	NIVA	NIVA	NIVA	NIVA	NIVA	Σ(*)	Σ(*)	NIVA	NIVA	Σ(*)	NIVA	NIVA	Σ(*)	NIVA	NIVA
. Analysis Code. =>					341	341	341	341	341	341	341	341	341	341	!	!	341	341	!	341	341	!	341	341
Detection Limit =>					0.10	0.10	0.10	0.10	0.10	0.10	0.10	0.10	0.10	0.10	!	!	0.10	0.10	!	0.10	0.10	!	0.10	0.10
Samp/ Repl. no.	Sex F/M	Age year	Wght g	Lngt mm	Dry %	Fat %	CB28 ppb w.wt	CB52 ppb w.wt	CB101 ppb w.wt	CB105 ppb w.wt	CB118 ppb w.wt	CB138 ppb w.wt	CB153 ppb w.wt	CB156 ppb w.wt	CB180 ppb w.wt	CB209 ppb w.wt	CB_Σ7 ppb w.wt	CB_ΣΣ ppb w.wt	DDEPP ppb w.wt	TDEPP ppb w.wt	DD_Σn ppb w.wt	HCHA ppb w.wt	HCHG ppb w.wt	HC_Σn ppb w.wt	HCB ppb w.wt	QCB ppb w.wt
25/ 1		3.0	522.7	383.0	18.50	0.20	<0.10	<0.10	0.10	0.10	0.20	0.30	0.50	<0.10	0.10	<0.10	<1.3	<1.4	0.60	0.10	0.70	<0.10	<0.10	<0.10	0.20	<0.10
26/ 1		4.0	984.8	475.0	18.10	0.15	<0.10	<0.10	0.20	0.10	0.40	0.40	0.40	<0.10	0.10	<0.10	<1.6	<1.7	0.70	0.10	0.80	<0.10	<0.10	<0.10	0.20	<0.10
27/ 1		5.0	1185.7	496.0	18.20	0.20	<0.10	<0.10	0.10	<0.10	0.10	0.10	0.20	<0.10	0.10	<0.10	<0.7	<0.7	0.30	0.10	0.40	<0.10	s0.10	s<0.20	0.20	<0.10
28/ 1		4.0	1152.5	503.0	18.50	0.20	<0.10	<0.10	0.10	0.10	0.10	0.20	0.30	<0.10	0.10	<0.10	<0.9	<1.0	0.40	0.10	0.50	<0.10	s0.10	s<0.20	0.10	<0.10
29/ 1		5.0	1402.4	536.0	18.60	0.22	<0.10	<0.10	0.10	<0.10	0.10	0.20	0.20	<0.10	0.10	<0.10	<0.8	<0.8	0.30	0.10	0.40	<0.10	<0.10	<0.10	0.10	<0.10
Mean		4.2	1049.6	478.6	18.38	0.19	<<0.10	<<0.10	0.12	<<0.10	0.18	0.24	0.32	<<0.10	0.10	<<0.10	<<1.1	<<1.1	0.46	0.10	0.56	<<0.10	<<0.10	<<0.10	0.16	<<0.10
Minim.		3.0	522.7	383.0	18.10	0.15	<0.10	<0.10	0.10	<0.10	0.10	0.10	0.20	<0.10	0.10	<0.10	<0.7	<0.7	0.30	0.10	0.40	<0.10	<0.10	<0.10	0.10	<0.10
Maxim.		5.0	1402.4	536.0	18.60	0.22	<0.10	<0.10	0.20	0.10	0.40	0.40	0.50	<0.10	0.10	<0.10	<1.6	<1.7	0.70	0.10	0.80	<0.10	<0.10	<0.10	0.20	<0.10
St.dev		0.8	329.9	57.8	0.22	0.03	~0.00	~0.00	0.04	~0.00	0.13	0.11	0.13	~0.00	0.00	~0.00	~0.4	~0.4	0.18	0.00	0.18	~0.00	~0.00	~0.00	0.05	~0.00
Count		5	5	5	5	5	5	5	5	5	5	5	5	5	5	5	5	5	5	5	5	5	13	13	5	5

s/q(4) ! Suspect value(s)
i (2) ! Suspect or ambiguous basis-value(s) ignored in statistics.

Tab.width cont'd **GADU MOR, MU, J99, 98B Lille Molla, 1993-1115.**

. Analytical Lab. =>				NIVA
. Analysis Code. =>				341
Detection Limit =>				0.10
Samp/ Repl. no.	Sex F/M	Age year	Wght g	Lngt mm	OCS ppb w.wt
25/ 1		3.0	522.7	383.0	<0.10
26/ 1		4.0	984.8	475.0	<0.10
27/ 1		5.0	1185.7	496.0	<0.10
28/ 1		4.0	1152.5	503.0	<0.10
29/ 1		5.0	1402.4	536.0	<0.10
Mean		4.2	1049.6	478.6	<<0.10
Minim.		3.0	522.7	383.0	<0.10
Maxim.		5.0	1402.4	536.0	<0.10
St.dev		0.8	329.9	57.8	~0.00
Count		5	5	5	5

Sample.No 25 : Bulk of NIVA nos.;1,2,3,4 Muscle with signs of inner bleeding Liver and/or intestinal guts with larvae of Anisakis simplex Signs of mechanical damage (e.g., net wounds) Fish flaccid

Sample.No 26 : Bulk of NIVA no.;5,6,7,8,9 Muscle with signs of inner bleeding Signs of mechanical damage (e.g., net wounds) Fish flaccid

Sample.No 27 : Signs of mechanical damage (e.g., net wounds) Muscle with signs of inner bleeding Liver and/or intestinal guts with larvae of Anisakis simplex Liver with necrotic cysts or tumors Fish flaccid (Bulk of NIVA nos.;10,11,12,13,14)

Sample.No 28 : Bulk of NIVA nos.;15,16,17,18,19 Skin with metacercariae of cf. Cryptocotyle lingua Muscle with signs of inner bleeding Signs of mechanical damage (e.g., net wounds) Fish flaccid

Sample.No 29 : Bulk of NIVA nos.;20,21,22,23,24 Muscle with signs of inner bleeding Signs of mechanical damage (e.g., net wounds) Fish flaccid

254

Species : GADU MOR, Gadus morhua, GB: Cod, N: Torsk.
Sample.area: J99 Undefined, Tissue : MUSCLE.
Locality : 98B Lille Molla, Latitude: 68°12.00N, Longitude: 14°48.00E.
Catch,date : 1994-1100, Count: 25, Sample type: Individual.

. Analytical Lab. =>							NIVA
. Analysis Code. =>							310
Detection Limit =>							0.005
Samp/ Repl. no.	Sex F/M	Age year	Wght g	Lngt mm	Dry %	Fat %	Hg ppm w.wt
01/ 1	M	4.0	1532.0	490.0	19.47	.	0.055
02/ 1	M	4.0	1469.3	500.0	19.65	.	0.043
03/ 1	M	4.0	1603.2	500.0	18.33	.	0.066
04/ 1	F	4.0	1555.5	510.0	19.10	.	0.071
05/ 1		5.0	1844.5	510.0	18.89	.	0.071
06/ 1	M	6.0	1532.4	515.0	19.81	.	0.097
07/ 1		5.0	1431.8	515.0	18.65	.	0.088
08/ 1	M	5.0	1751.5	520.0	19.39	.	0.050
09/ 1	M	4.0	1576.0	520.0	20.43	.	0.059
10/ 1	M	4.0	1556.2	520.0	19.89	.	0.067
11/ 1	M	6.0	1334.4	525.0	17.87	.	0.124
12/ 1	M	5.0	1724.1	525.0	19.15	.	0.094
13/ 1	F	5.0	1735.6	530.0	20.00	.	0.061
14/ 1	M	5.0	1901.3	530.0	21.45	.	0.076
15/ 1	M	5.0	1666.6	535.0	19.92	.	0.070
16/ 1	F	5.0	1540.9	540.0	19.25	.	0.056
17/ 1	F	5.0	1798.1	540.0	19.55	.	0.060
18/ 1	F	5.0	1867.5	550.0	19.83	.	0.056
19/ 1	F	5.0	2087.9	550.0	20.11	.	0.072
20/ 1	M	5.0	1730.9	550.0	21.85	.	0.082
21/ 1	F	6.0	1858.6	570.0	19.43	.	0.195
22/ 1		5.0	1716.9	580.0	19.36	.	0.068
23/ 1	F	7.0	1785.0	580.0	20.06	.	0.036
24/ 1	F	7.0	1807.7	590.0	20.51	.	0.122
25/ 1	F	6.0	2624.8	600.0	20.55	.	0.061
Mean		5.1	1721.3	535.8	19.70	.	0.076
Minim.		4.0	1334.4	490.0	17.87	.	0.036
Maxim.		7.0	2624.8	600.0	21.85	.	0.195
St.dev		0.9	254.2	29.4	0.87	.	0.033
Count		25	25	25	25	.	25

Sample.No 01 : Skin with metacercariae of cf. Cryptocotyle lingua Liver and/or intestinal guts with larvae of Anisakis simplex
Sample.No 03 : Liver and/or intestinal guts with larvae of Anisakis simplex
Sample.No 04 : Liver and/or intestinal guts with larvae of Anisakis simplex
Sample.No 05 : Liver and/or intestinal guts with larvae of Anisakis simplex
Sample.No 06 : Skin with metacercariae of cf. Cryptocotyle lingua
Sample.No 07 : Skin with metacercariae of cf. Cryptocotyle lingua Muscle with signs of inner bleeding Signs of mechanical damage (e.g., net wounds) Liver and/or intestinal guts with larvae of Anisakis simplex
Sample.No 08 : Liver and/or intestinal guts with larvae of Anisakis simplex
Sample.No 09 : Liver and/or intestinal guts with larvae of Anisakis simplex
Sample.No 10 : Skin with metacercariae of cf. Cryptocotyle lingua
Sample.No 11 : Skin with metacercariae of cf. Cryptocotyle lingua Liver and/or intestinal guts with larvae of Anisakis simplex
Sample.No 12 : Skin with metacercariae of cf. Cryptocotyle lingua Liver and/or intestinal guts with larvae of Anisakis simplex
Sample.No 13 : Liver and/or intestinal guts with larvae of Anisakis simplex
Sample.No 14 : Skin with metacercariae of cf. Cryptocotyle lingua
Sample.No 15 : Skin with metacercariae of cf. Cryptocotyle lingua Liver and/or intestinal guts with larvae of Anisakis simplex
Sample.No 17 : Skin with metacercariae of cf. Cryptocotyle lingua Liver and/or intestinal guts with larvae of Anisakis simplex
Sample.No 18 : Liver and/or intestinal guts with larvae of Anisakis simplex
Sample.No 19 : Skin with metacercariae of cf. Cryptocotyle lingua Liver and/or intestinal guts with larvae of Anisakis simplex
Sample.No 20 : Liver and/or intestinal guts with larvae of Anisakis simplex
Sample.No 21 : Liver and/or intestinal guts with larvae of Anisakis simplex
Sample.No 22 : Muscle with signs of inner bleeding Liver with necrotic areas and/or discolouration
Sample.No 23 : Muscle with signs of inner bleeding
Sample.No 24 : Muscle with signs of inner bleeding
Sample.No 25 : Skin with metacercariae of cf. Cryptocotyle lingua

255

Species : GADU MOR, Gadus morhua, GB: Cod, N: Torsk.
Sample.area: J99 Undefined, Tissue : MUSCLE.
Locality : 98B Lille Molla, Latitude: 68°12.00N, Longitude: 14°48.00E.
Catch,date : 1994-1100, Count: 25, Sample type: Bulked.

. Analytical Lab. =>						NIVA	NIVA	NIVA	NIVA	NIVA	NIVA	NIVA	NIVA	NIVA	NIVA	Σ(*)	Σ(*)	NIVA	NIVA	Σ(*)	NIVA	NIVA	Σ(*)	NIVA	NIVA
. Analysis Code. =>						341	341	341	341	341	341	341	341	341	341	!	!	341	341	!	341	341	!	341	341
____ Detection Limit =>						0.05	0.05	0.05	0.05	0.05	0.05	0.05	0.05	0.05	0.05	!	!	0.10	0.05	!	0.05	0.05	!	0.05	0.05
Samp/ Repl. no.	Sex F/M	Age year	Wght g	Lngt mm	Dry %	Fat %	CB28 ppb w.wt	CB52 ppb w.wt	CB101 ppb w.wt	CB105 ppb w.wt	CB118 ppb w.wt	CB138 ppb w.wt	CB153 ppb w.wt	CB156 ppb w.wt	CB180 ppb w.wt	CB209 ppb w.wt	CB_Σ7 ppb w.wt	CB_ΣΣ ppb w.wt	DDEPP ppb w.wt	TDEPP ppb w.wt	DD_Σn ppb w.wt	HCHA ppb w.wt	HCHG ppb w.wt	HC_Σn ppb w.wt	HCB ppb w.wt	QCB ppb w.wt
26/ 1	X	4.0	1600.9	502.0	.	0.20	<0.03	<0.03	<0.03	<0.03	<0.03	<0.03	<0.03	<0.03	<0.03	<0.03	<0.0	<0.0	0.04	s0.03	s0.07	0.03	0.04	0.07	0.06	<0.03
27/ 1	X	5.0	1569.6	518.0	.	0.18	<0.03	<0.03	<0.03	<0.03	<0.03	0.03	0.03	<0.03	<0.03	<0.03	<0.1	<0.1	0.04	<0.03	<0.07	0.04	0.05	0.09	0.06	<0.03
28/ 1	X	5.0	1672.4	529.0	.	0.19	<0.03	<0.03	<0.03	<0.03	<0.03	0.03	0.03	<0.03	<0.03	<0.03	<0.1	<0.1	0.06	<0.03	<0.09	0.04	0.07	0.11	0.07	<0.03
29/ 1	X	5.0	1805.1	546.0	.	0.23	<0.03	<0.03	0.03	<0.03	0.03	0.04	0.03	<0.03	<0.03	<0.03	<0.2	<0.2	0.07	0.03	0.10	0.04	0.06	0.10	0.09	<0.03
30/ 1	F	6.0	1958.6	584.0	.	0.22	<0.03	<0.03	0.03	<0.03	0.03	0.05	0.04	<0.03	<0.03	<0.03	<0.2	<0.2	0.10	0.04	0.14	0.04	0.05	0.09	0.09	<0.03
Mean		5.0	1721.3	535.8	.	0.20	<<0.03	<<0.03	<<0.03	<<0.03	<<0.03	<0.04	<0.03	<<0.03	<<0.03	<<0.03	<<0.1	<<0.1	0.06	<<0.03	<<0.10	0.04	0.05	0.09	0.07	<<0.03
Minim.		4.0	1569.6	502.0	.	0.18	<0.03	<0.03	<0.03	<0.03	<0.03	<0.03	<0.03	<0.03	<0.03	<0.03	<0.0	<0.0	0.04	<0.03	<0.07	0.03	0.04	0.07	0.06	<0.03
Maxim.		6.0	1958.6	584.0	.	0.23	<0.03	<0.03	0.03	<0.03	0.03	0.05	0.04	<0.03	<0.03	<0.03	<0.2	<0.2	0.10	0.04	0.14	0.04	0.07	0.11	0.09	<0.03
St.dev		0.7	160.7	31.4	.	0.02	~0.00	~0.00	~0.00	~0.00	~0.00	~0.01	~0.00	~0.00	~0.00	~0.00	~0.1	~0.1	0.02	~0.00	~0.03	0.00	0.01	0.01	0.02	~0.00
Count		5	5	5	.	5	5	5	5	5	5	5	5	5	5	5	5	5	5	i4	i4	5	5	5	5	5

s/q(2) ! Suspect value(s)
i (2) ! Suspect or ambiguous basis-value(s) ignored in statistics.

256

Tab.width cont'd GADU MOR, MU, J99, 98B Lille Molla, 1994-1100.

. Analytical Lab. =>				NIVA
. Analysis Code. =>				341
____ Detection Limit =>				0.05
Samp/ Repl. no.	Sex F/M	Age year	Wght g	Lngt mm	OCS ppb w.wt
26/ 1	X	4.0	1600.9	502.0	<0.03
27/ 1	X	5.0	1569.6	518.0	<0.03
28/ 1	X	5.0	1672.4	529.0	<0.03
29/ 1	X	5.0	1805.1	546.0	<0.03
30/ 1	F	6.0	1958.6	584.0	<0.03
Mean		5.0	1721.3	535.8	<<0.03
Minim.		4.0	1569.6	502.0	<0.03
Maxim.		6.0	1958.6	584.0	<0.03
St.dev		0.7	160.7	31.4	~0.00
Count		5	5	5	5

Species : GADU MOR, Gadus morhua, GB: Cod, N: Torsk.
Sample.area: J99 Undefined, Tissue : MUSCLE.
Locality : 98B Lille Molla, Latitude: 68°12.00N, Longitude: 14°48.00E.
Catch,date : 1995-1101, Count: 24, Sample type: Individual.

. Analytical Lab. =>							NIVA
. Analysis Code. =>							310
Detection Limit =>							0.005
Samp/ Repl. no.	Sex F/M	Age year	Wght g	Lngt mm	Mean Weight g	Dry %	Fat %	Hg ppm w.wt
01/ 1	M	4.0	2342.4	580.0	.	20.90	.	0.076
02/ 1	F	4.0	2379.4	640.0	.	18.50	.	0.234
03/ 1	M	6.0	2210.7	650.0	.	18.60	.	0.086
04/ 1	M	6.0	2496.1	660.0	100.4	19.00	.	0.086
05/ 1	F	6.0	2575.8	680.0	.	19.50	.	0.044
06/ 1	M	8.0	2997.8	690.0	.	19.30	.	0.044
07/ 1	M	6.0	2770.2	700.0	.	19.40	.	0.050
08/ 1	F	6.0	2962.2	710.0	.	18.90	.	0.067
09/ 1	F	6.0	2952.8	710.0	.	20.80	.	0.072
10/ 1	F	6.0	3199.8	720.0	.	20.10	.	0.056
11/ 1	F	7.0	2974.5	720.0	.	18.50	.	0.054
12/ 1	F	8.0	3160.8	720.0	.	19.70	.	0.070
13/ 1	M	9.0	3455.6	730.0	.	19.00	.	0.072
14/ 1	F	6.0	2954.5	740.0	.	17.10	.	0.108
15/ 1	M	6.0	3263.7	740.0	.	20.40	.	0.054
16/ 1	M	7.0	4100.0	750.0	361.8	18.70	.	0.116
17/ 1	M	7.0	4700.0	780.0	.	18.70	.	0.102
18/ 1	F	9.0	4100.0	800.0	.	19.00	.	0.051
19/ 1	M	9.0	5200.0	810.0	.	19.70	.	0.092
20/ 1	F	8.0	5800.0	820.0	.	19.50	.	0.079
21/ 1	F	8.0	5500.0	830.0	.	19.50	.	0.046
22/ 1	M	10.0	5800.0	850.0	.	19.40	.	0.081
23/ 1	F	10.0	5600.0	850.0	.	20.50	.	0.101
24/ 1	M	10.0	6500.0	860.0	.	18.60	.	0.143
Mean		7.2	3749.8	739.2	231.1	19.30	.	0.083
Minim.		4.0	2210.7	580.0	100.4	17.10	.	0.044
Maxim.		10.0	6500.0	860.0	361.8	20.90	.	0.234
St.dev		1.7	1316.7	73.5	184.8	0.85	.	0.041
Count		24	24	24	2	24	.	24

Sample.No 01 : Muscle with signs of inner bleeding Liver and/or intestinal guts with larvae of Anisakis simplex
Sample.No 02 : Muscle with signs of inner bleeding Liver and/or intestinal guts with larvae of Anisakis simplex
Sample.No 03 : Muscle with signs of inner bleeding Liver and/or intestinal guts with larvae of Anisakis simplex
Sample.No 04 : Muscle with signs of inner bleeding Liver and/or intestinal guts with larvae of Anisakis simplex Bacterial fin rot
Sample.No 05 : Muscle with signs of inner bleeding Liver and/or intestinal guts with larvae of Anisakis simplex Bacterial fin rot
Sample.No 06 : Muscle with signs of inner bleeding Liver and/or intestinal guts with larvae of Anisakis simplex
Sample.No 07 : Muscle with signs of inner bleeding Liver and/or intestinal guts with larvae of Anisakis simplex
Sample.No 08 : Muscle with signs of inner bleeding Liver and/or intestinal guts with larvae of Anisakis simplex
Sample.No 09 : Muscle with signs of inner bleeding Liver and/or intestinal guts with larvae of Anisakis simplex Bacterial fin rot
Sample.No 10 : Muscle with signs of inner bleeding Liver and/or intestinal guts with larvae of Anisakis simplex
Sample.No 11 : Muscle with signs of inner bleeding Liver and/or intestinal guts with larvae of Anisakis simplex
Sample.No 12 : Muscle with signs of inner bleeding Liver and/or intestinal guts with larvae of Anisakis simplex Liver with necrotic areas and/or discolouration
Sample.No 13 : Muscle with signs of inner bleeding Liver and/or intestinal guts with larvae of Anisakis simplex
Sample.No 14 : Liver and/or intestinal guts with larvae of Anisakis simplex
Sample.No 15 : Muscle with signs of inner bleeding Liver and/or intestinal guts with larvae of Anisakis simplex
Sample.No 16 : Muscle with signs of inner bleeding Liver and/or intestinal guts with larvae of Anisakis simplex
Sample.No 17 : Muscle with signs of inner bleeding Liver and/or intestinal guts with larvae of Anisakis simplex
Sample.No 18 : Muscle with signs of inner bleeding Bacterial fin rot Liver and/or intestinal guts with larvae of Anisakis simplex
Sample.No 19 : Muscle with signs of inner bleeding Liver and/or intestinal guts with larvae of Anisakis simplex
Sample.No 20 : Muscle with signs of inner bleeding Liver and/or intestinal guts with larvae of Anisakis simplex
Sample.No 21 : Muscle with signs of inner bleeding Liver and/or intestinal guts with larvae of Anisakis simplex
Sample.No 22 : Muscle with signs of inner bleeding Liver and/or intestinal guts with larvae of Anisakis simplex
Sample.No 23 : Muscle with signs of inner bleeding Liver and/or intestinal guts with larvae of Anisakis simplex
Sample.No 24 : Muscle with signs of inner bleeding Liver and/or intestinal guts with larvae of Anisakis simplex

257

Species : GADU MOR, Gadus morhua, GB: Cod, N: Torsk.
Sample.area: J99 Undefined, Tissue : MUSCLE.
Locality : 98B Lille Molla, Latitude: 68°12.00N, Longitude: 14°48.00E.
Catch,date : 1995-1101, Count: 24, Sample type: Bulked.

. Analytical Lab. =>						NIVA	NIVA	NIVA	NIVA	NIVA	NIVA	NIVA	NIVA	NIVA	NIVA	Σ(*)	Σ(*)	NIVA	NIVA	Σ(*)	NIVA	NIVA	Σ(*)	NIVA	NIVA
. Analysis Code. =>						341	341	341	341	341	341	341	341	341	341	!	!	341	341	!	341	341	!	341	341
Detection Limit =>						0.05	0.05	0.05	0.05	0.05	0.05	0.05	0.05	0.05	0.05	!	!	0.10	0.05	!	0.05	0.05	!	0.05	0.05
Samp/ Repl. no.	Sex F/M	Age year	Wght g	Lngt mm	Dry %	Fat %	CB28 ppb w.wt	CB52 ppb w.wt	CB101 ppb w.wt	CB105 ppb w.wt	CB118 ppb w.wt	CB138 ppb w.wt	CB153 ppb w.wt	CB156 ppb w.wt	CB180 ppb w.wt	CB209 ppb w.wt	CB_Σ7 ppb w.wt	CB_ΣΣ ppb w.wt	DDEPP ppb w.wt	TDEPP ppb w.wt	DD_Σn ppb w.wt	HCHA ppb w.wt	HCHG ppb w.wt	HC_Σn ppb w.wt	HCB ppb w.wt	QCB ppb w.wt
25/ 1	X	5.0	2400.9	642.0	19.30	0.23	<0.03	0.04	0.07	0.04	0.08	0.11	0.13	<0.03	<0.03	<0.03	<0.5	<0.5	0.05	<0.03	<0.08	<0.03	<0.03	<0.03	0.11	<0.03
26/ 1	X	6.0	2976.6	706.0	19.70	0.10	<0.03	0.04	0.05	<0.03	0.05	0.06	0.06	<0.03	<0.03	<0.03	<0.3	<0.3	0.03	<0.03	<0.06	<0.03	<0.03	<0.03	0.06	<0.03
27/ 1	X	7.0	3161.8	730.0	18.90	0.15	<0.03	0.05	0.05	0.03	0.06	0.07	0.08	<0.03	<0.03	<0.03	<0.3	<0.4	0.05	<0.03	<0.08	<0.03	<0.03	<0.03	0.09	<0.03
28/ 1	X	8.0	4780.0	792.0	19.10	0.29	<0.03	0.05	0.08	0.03	0.08	0.10	0.12	<0.03	<0.03	<0.03	<0.5	<0.5	0.06	<0.03	<0.09	<0.03	<0.03	<0.03	0.10	<0.03
29/ 1	X	10.0	5850.0	848.0	19.50	0.25	<0.03	0.05	0.07	<0.03	0.05	0.07	0.07	<0.03	<0.03	<0.03	<0.3	<0.3	0.06	<0.03	<0.09	<0.03	<0.03	<0.03	0.10	<0.03
Mean		7.2	3833.9	743.6	19.30	0.20	<<0.03	0.05	0.06	<<0.03	0.06	0.08	0.09	<<0.03	<<0.03	<<0.03	<<0.4	<<0.4	0.05	<<0.03	<<0.08	<<0.03	<<0.03	<<0.03	0.09	<<0.03
Minim.		5.0	2400.9	642.0	18.90	0.10	<0.03	0.04	0.05	<0.03	0.05	0.06	0.06	<0.03	<0.03	<0.03	<0.3	<0.3	0.03	<0.03	<0.06	<0.03	<0.03	<0.03	0.06	<0.03
Maxim.		10.0	5850.0	848.0	19.70	0.29	<0.03	0.05	0.08	0.04	0.08	0.11	0.13	<0.03	<0.03	<0.03	<0.5	<0.5	0.06	<0.03	<0.09	<0.03	<0.03	<0.03	0.11	<0.03
St.dev		1.9	1431.8	79.3	0.32	0.08	~0.00	0.01	0.01	~0.00	0.02	0.02	0.03	~0.00	~0.00	~0.00	~0.1	~0.1	0.01	~0.00	~0.01	~0.00	~0.00	~0.00	0.02	~0.00
Count		5	5	5	5	5	5	5	5	5	5	5	5	5	5	5	5	5	5	5	5	5	5	5	5	5

Tab.width cont'd GADU MOR, MU, J99, 98B Lille Molla, 1995-1101.

. Analytical Lab. =>					NIVA
. Analysis Code. =>					341
Detection Limit =>					0.05
Samp/ Repl. no.	Sex F/M	Age year	Wght g	Lngt mm	OCS ppb w.wt
25/ 1	X	5.0	2400.9	642.0	<0.03
26/ 1	X	6.0	2976.6	706.0	<0.03
27/ 1	X	7.0	3161.8	730.0	<0.03
28/ 1	X	8.0	4780.0	792.0	<0.03
29/ 1	X	10.0	5850.0	848.0	<0.03
Mean		7.2	3833.9	743.6	<<0.03
Minim.		5.0	2400.9	642.0	<0.03
Maxim.		10.0	5850.0	848.0	<0.03
St.dev		1.9	1431.8	79.3	~0.00
Count		5	5	5	5

258

Species : **GADU MOR**, Gadus morhua, GB: Cod, N: Torsk.
Sample.area: **J99 Undefined**, Tissue : **MUSCLE.**
Locality : **98B Lille Molla**, Latitude: 68°12.00N, Longitude: 14°48.00E.
Catch,date : **1996-1115**, Count: 25, Sample type: **Individual.**

. Analytical Lab. =>								NIVA
. Analysis Code. =>								310
Detection Limit =>								0.005
Samp/ Repl. no.	Sex F/M	Age year	Wght g	Lngt mm	Mean Weight g	Dry %	Fat %	Hg ppm w.wt
01/ 1	M	5.0	1452.0	545.0	58.1	17.60	.	0.121
02/ 1	M	5.0	1518.0	560.0	56.0	19.10	.	0.027
03/ 1	M	7.0	1673.0	590.0	60.4	17.90	.	0.036
04/ 1	M	5.5	2019.0	615.0	62.2	18.30	.	0.034
05/ 1	M	7.0	2070.0	640.0	61.2	16.10	.	0.089
06/ 1	M	9.0	1984.0	650.0	58.2	17.40	.	0.032
07/ 1	M	8.0	2000.0	650.0	63.1	16.60	.	0.037
08/ 1	F	7.0	1754.0	650.0	58.8	17.00	.	0.053
09/ 1	M	7.0	2652.0	660.0	59.2	19.40	.	0.101
10/ 1	M	7.0	2532.0	665.0	59.3	18.00	.	0.041
11/ 1	M	8.0	2313.0	670.0	62.2	17.50	.	0.048
12/ 1	M	7.0	2153.0	670.0	57.0	17.50	.	0.038
13/ 1	M	7.0	2248.0	680.0	59.9	18.10	.	0.044
14/ 1	M	8.0	2670.0	680.0	59.3	17.00	.	0.037
15/ 1	M	9.0	2776.0	680.0	56.1	18.30	.	0.030
16/ 1	M	10.0	2475.0	685.0	60.9	18.90	.	0.036
17/ 1	M	9.0	2448.0	690.0	57.5	18.30	.	0.032
18/ 1	M	10.0	2695.0	690.0	56.1	18.60	.	0.038
19/ 1	M	9.0	2827.0	690.0	57.5	18.30	.	0.036
20/ 1	M	10.0	2695.0	710.0	58.8	17.60	.	0.047
21/ 1	M	9.0	2879.0	715.0	59.4	18.50	.	0.064
22/ 1	M	11.0	2581.0	730.0	59.6	17.80	.	0.042
23/ 1	M	10.0	3312.0	730.0	61.0	17.90	.	0.071
24/ 1	M	11.0	3123.0	730.0	60.7	17.70	.	0.037
25/ 1	M	11.0	2935.0	740.0	58.4	18.80	.	0.032
Mean		8.3	2391.4	668.6	59.2	17.93	.	0.048
Minim.		5.0	1452.0	545.0	56.0	16.10	.	0.027
Maxim.		11.0	3312.0	740.0	63.1	19.40	.	0.121
St.dev		1.8	494.2	50.2	1.9	0.77	.	0.024
Count		25	25	25	25	25	.	25

259

Sample.No 01 : Liver with necrotic areas and/or discolouration Signs of mechanical damage (e.g., net wounds) Muscle with signs of inner bleeding Liver and/or intestinal guts with larvae of Anisakis simplex
Sample.No 02 : Liver with necrotic areas and/or discolouration Signs of mechanical damage (e.g., net wounds) Muscle with signs of inner bleeding Liver and/or intestinal guts with larvae of Anisakis simplex
Sample.No 03 : Liver with necrotic areas and/or discolouration Signs of mechanical damage (e.g., net wounds) Muscle with signs of inner bleeding Liver and/or intestinal guts with larvae of Anisakis simplex
Sample.No 04 : Liver with necrotic areas and/or discolouration Signs of mechanical damage (e.g., net wounds) Muscle with signs of inner bleeding Liver and/or intestinal guts with larvae of Anisakis simplex
Sample.No 05 : Liver with necrotic areas and/or discolouration Signs of mechanical damage (e.g., net wounds) Muscle with signs of inner bleeding Liver and/or intestinal guts with larvae of Anisakis simplex
Sample.No 06 : Liver with necrotic areas and/or discolouration Signs of mechanical damage (e.g., net wounds) Muscle with signs of inner bleeding Liver and/or intestinal guts with larvae of Anisakis simplex
Sample.No 07 : Liver with necrotic areas and/or discolouration Signs of mechanical damage (e.g., net wounds) Muscle with signs of inner bleeding Liver and/or intestinal guts with larvae of Anisakis simplex
Sample.No 08 : Liver with necrotic areas and/or discolouration Signs of mechanical damage (e.g., net wounds) Muscle with signs of inner bleeding Liver and/or intestinal guts with larvae of Anisakis simplex
Sample.No 09 : Liver with necrotic areas and/or discolouration Signs of mechanical damage (e.g., net wounds) Muscle with signs of inner bleeding Liver and/or intestinal guts with larvae of Anisakis simplex
Sample.No 10 : Liver with necrotic areas and/or discolouration Signs of mechanical damage (e.g., net wounds) Muscle with signs of inner bleeding Liver and/or intestinal guts with larvae of Anisakis simplex
Sample.No 11 : Liver with necrotic areas and/or discolouration Signs of mechanical damage (e.g., net wounds) Muscle with signs of inner bleeding Liver and/or intestinal guts with larvae of Anisakis simplex
Sample.No 12 : Liver with necrotic areas and/or discolouration Signs of mechanical damage (e.g., net wounds) Muscle with signs of inner bleeding Liver and/or intestinal guts with larvae of Anisakis simplex
Sample.No 13 : Liver with necrotic areas and/or discolouration Signs of mechanical damage (e.g., net wounds) Muscle with signs of inner bleeding Liver and/or intestinal guts with larvae of Anisakis simplex
Sample.No 14 : Liver with necrotic areas and/or discolouration Signs of mechanical damage (e.g., net wounds) Muscle with signs of inner bleeding Liver and/or intestinal guts with larvae of Anisakis simplex
Sample.No 15 : Liver with necrotic areas and/or discolouration Signs of mechanical damage (e.g., net wounds) Muscle with signs of inner bleeding Liver and/or intestinal guts with larvae of Anisakis simplex
Sample.No 16 : Liver with necrotic areas and/or discolouration Signs of mechanical damage (e.g., net wounds) Muscle with signs of inner bleeding Liver and/or intestinal guts with larvae of Anisakis simplex
Sample.No 17 : Liver with necrotic areas and/or discolouration Signs of mechanical damage (e.g., net wounds) Muscle with signs of inner bleeding Liver and/or intestinal guts with larvae of Anisakis simplex
Sample.No 18 : Liver with necrotic areas and/or discolouration Signs of mechanical damage (e.g., net wounds) Muscle with signs of inner bleeding Liver and/or intestinal guts with larvae of Anisakis simplex
Sample.No 19 : Liver with necrotic areas and/or discolouration Signs of mechanical damage (e.g., net wounds) Muscle with signs of inner bleeding Liver and/or intestinal guts with larvae of Anisakis simplex
Sample.No 20 : Liver with necrotic areas and/or discolouration Signs of mechanical damage (e.g., net wounds) Muscle with signs of inner bleeding Liver and/or intestinal guts with larvae of Anisakis simplex
Sample.No 21 : Liver with necrotic areas and/or discolouration Signs of mechanical damage (e.g., net wounds) Muscle with signs of inner bleeding Liver and/or intestinal guts with larvae of Anisakis simplex
Sample.No 22 : Liver with necrotic areas and/or discolouration Signs of mechanical damage (e.g., net wounds) Muscle with signs of inner bleeding Liver and/or intestinal guts with larvae of Anisakis simplex
Sample.No 23 : Liver with necrotic areas and/or discolouration Signs of mechanical damage (e.g., net wounds) Muscle with signs of inner bleeding Liver and/or intestinal guts with larvae of Anisakis simplex
Sample.No 24 : Liver with necrotic areas and/or discolouration Signs of mechanical damage (e.g., net wounds) Muscle with signs of inner bleeding Liver and/or intestinal guts with larvae of Anisakis simplex
Sample.No 25 : Liver with necrotic areas and/or discolouration Signs of mechanical damage (e.g., net wounds) Muscle with signs of inner bleeding Liver and/or intestinal guts with larvae of Anisakis simplex

260

Species : GADU MOR, Gadus morhua, GB: Cod, N: Torsk.
Sample.area: J99 Undefined, Tissue : MUSCLE.
Locality : 98B Lille Molla, Latitude: 68°12.00N, Longitude: 14°48.00E.
Catch,date : 1996-1115, Count: 25, Sample type: Bulked.

. Analytical Lab. =>						NIVA	NIVA	NIVA	NIVA	NIVA	NIVA	NIVA	NIVA	NIVA	NIVA	Σ(*)	Σ(*)	NIVA	NIVA	Σ(*)	NIVA	NIVA	Σ(*)	NIVA
. Analysis Code. =>						341	341	341	341	341	341	341	341	341	341	!	!	341	341	!	341	341	!	341
____ Detection Limit =>						0.05	0.05	0.05	0.05	0.05	0.05	0.05	0.05	0.05	0.05	!	!	0.10	0.05	!	0.05	0.05	!	0.05
Samp/ Repl. no.	Sex F/M	Age year	Wght g	Lngt mm	Mean Weight g	Dry %	Fat %	CB28 ppb w.wt	CB52 ppb w.wt	CB101 ppb w.wt	CB105 ppb w.wt	CB118 ppb w.wt	CB138 ppb w.wt	CB153 ppb w.wt	CB156 ppb w.wt	CB180 ppb w.wt	CB209 ppb w.wt	CB_Σ7 ppb w.wt	CB_ΣΣ ppb w.wt	DDEPP ppb w.wt	TDEPP ppb w.wt	DD_Σn ppb w.wt	HCHA ppb w.wt	HCHG ppb w.wt	HC_Σn ppb w.wt	HCB ppb w.wt
26/ 1	M	5.9	1746.4	590.0	59.6	.	0.10	<0.03	0.05	0.10	0.07	0.15	0.20	0.24	<0.03	0.05	<0.03	<0.8	<0.9	0.46	0.11	0.57	<0.03	s0.06	s<0.09	0.11
27/ 1	X	7.6	2184.4	655.0	59.7	.	0.24	<0.03	0.06	0.13	0.10	0.20	0.21	0.22	<0.03	0.04	<0.03	<0.9	<1.0	0.40	0.14	0.54	<0.03	s0.14	s<0.17	0.23
28/ 1	M	7.8	2432.0	676.0	58.9	.	0.09	<0.03	0.05	0.07	0.06	0.11	0.09	0.09	<0.03	<0.03	<0.03	<0.4	<0.5	0.12	0.06	0.18	<0.03	0.03	<0.06	0.10
29/ 1	M	9.7	2628.0	693.0	58.2	.	0.09	<0.03	0.04	0.06	0.05	0.09	0.09	0.09	<0.03	<0.03	<0.03	<0.4	<0.5	0.16	0.08	0.24	<0.03	0.03	<0.06	0.10
30/ 1	M	10.4	2966.0	729.0	59.8	.	0.40	<0.03	0.05	0.07	0.05	0.09	0.10	0.12	<0.03	0.03	<0.03	<0.5	<0.5	0.24	0.10	0.34	<0.03	miss	<0.03	0.22
Mean		8.3	2391.4	668.6	59.2	.	0.18	<<0.03	0.05	0.09	0.07	0.13	0.14	0.15	<<0.03	<<0.04	<<0.03	<<0.6	<<0.7	0.28	0.10	0.37	<<0.03	0.03	<<0.05	0.15
Minim.		5.9	1746.4	590.0	58.2	.	0.09	<0.03	0.04	0.06	0.05	0.09	0.09	0.09	<0.03	<0.03	<0.03	<0.4	<0.5	0.12	0.06	0.18	<0.03	0.03	<0.03	0.10
Maxim.		10.4	2966.0	729.0	59.8	.	0.40	<0.03	0.06	0.13	0.10	0.20	0.21	0.24	<0.03	0.05	<0.03	<0.9	<1.0	0.46	0.14	0.57	<0.03	0.03	<0.06	0.23
St.dev		1.8	460.1	51.6	0.7	.	0.14	~0.00	0.01	0.03	0.02	0.05	0.06	0.07	~0.00	~0.01	~0.00	~0.2	~0.2	0.15	0.03	0.18	~0.00	0.00	~0.02	0.07
Count		5	5	5	5	.	5	5	5	5	5	5	5	5	5	5	5	5	5	5	5	5	5	i2	i3	5

s/q (4) ! Suspect value(s)
i (2) ! Suspect or ambiguous basis-value(s) ignored in statistics.
miss(1) ! Missing value.

261

Tab.width cont'd GADU MOR, MU, J99, 98B Lille Molla, 1996-1115.

. Analytical Lab. =>					NIVA	NIVA
. Analysis Code. =>					341	341
____ Detection Limit =>					0.05	0.05
Samp/ Repl. no.	Sex F/M	Age year	Wght g	Lngt mm	QCB ppb w.wt	OCS ppb w.wt
26/ 1	M	5.9	1746.4	590.0	<0.03	<0.03
27/ 1	X	7.6	2184.4	655.0	<0.03	<0.03
28/ 1	M	7.8	2432.0	676.0	<0.03	<0.03
29/ 1	M	9.7	2628.0	693.0	<0.03	<0.03
30/ 1	M	10.4	2966.0	729.0	<0.03	<0.03
Mean		8.3	2391.4	668.6	<<0.03	<<0.03
Minim.		5.9	1746.4	590.0	<0.03	<0.03
Maxim.		10.4	2966.0	729.0	<0.03	<0.03
St.dev		1.8	460.1	51.6	~0.00	~0.00
Count		5	5	5	5	5

Sample.No 26 : Bulk of NIVA nos.:1,2,3,4,5
Sample.No 27 : Bulk of NIVA nos.:6,7,8,9,10
Sample.No 28 : Bulk of NIVA nos.:11,12,13,14,15
Sample.No 29 : Bulk of NIVA nos.:16,17,18,19,20
Sample.No 30 : Bulk of NIVA nos.:21,22,23,24,25

Species : GADU MOR, Gadus morhua, GB: Cod, N: Torsk.
Sample.area: J99 Undefined, Tissue : MUSCLE.
Locality : 98B Lille Molla, Latitude: 68°12.00N, Longitude: 14°48.00E.
Catch,date : 1997-1201, Count: 25, Sample type: Individual.

. Analytical Lab. =>								NIVA
. Analysis Code. =>								310
Detection Limit =>								0.005
Samp/ Repl. no.	Sex F/M	Age year	Wght g	Lngt mm	Mean Weight g	Dry %	Fat %	Hg ppm w.wt
01/ 1	M	3.0	120.0	235.0	15.8	18.20	.	0.029
02/ 1	M	4.0	300.0	305.0	33.9	18.70	.	0.051
03/ 1	F	5.0	465.0	370.0	51.0	18.30	.	0.067
04/ 1	F	6.0	1035.0	510.0	48.6	18.10	.	0.051
05/ 1	F	6.0	2322.0	530.0	48.1	19.10	.	0.098
06/ 1	F	7.0	1847.0	560.0	52.3	20.50	.	0.127
07/ 1	F	6.0	2150.0	575.0	51.7	18.60	.	0.103
08/ 1	F	7.0	1980.0	615.0	49.3	19.70	.	0.128
09/ 1	F	7.0	2311.0	620.0	48.3	20.20	.	0.122
10/ 1	M	8.0	1888.0	620.0	50.5	20.50	.	0.085
11/ 1	F	7.0	2411.0	620.0	50.7	19.50	.	0.134
12/ 1	F	9.0	2294.0	635.0	49.2	18.90	.	0.092
13/ 1	F	8.0	2316.0	650.0	52.0	18.40	.	0.086
14/ 1	M	9.0	2241.0	660.0	51.2	19.30	.	0.126
15/ 1	F	8.0	2576.0	660.0	50.7	21.40	.	0.156
16/ 1	M	9.0	2566.0	660.0	51.5	17.90	.	0.168
17/ 1	M	9.0	2587.0	670.0	49.4	18.30	.	0.151
18/ 1	F	9.0	2719.0	675.0	51.7	19.90	.	0.130
19/ 1	M	9.0	2791.0	675.0	50.0	19.90	.	0.112
20/ 1	F	9.0	2687.0	690.0	50.2	20.60	.	0.107
21/ 1	F	9.0	3058.0	700.0	52.5	18.90	.	0.100
22/ 1	F	9.0	2704.0	700.0	51.3	18.90	.	0.253
23/ 1	F	8.0	3147.0	710.0	49.6	19.40	.	0.069
24/ 1	M	11.0	4034.0	795.0	50.4	19.20	.	0.097
25/ 1	F	13.0	7650.0	920.0	51.8	15.60	.	0.367
Mean		7.8	2408.0	614.4	48.5	19.12	.	0.120
Minim.		3.0	120.0	235.0	15.8	15.60	.	0.029
Maxim.		13.0	7650.0	920.0	52.5	21.40	.	0.367
St.dev		2.1	1411.6	143.7	7.7	1.16	.	0.068
Count		25	25	25	25	25	.	25

262

Sample.No 01 : Skin with metacercariae of cf. Cryptocotyle lingua
Sample.No 02 : Skin with metacercariae of cf. Cryptocotyle lingua
Sample.No 03 : Skin with metacercariae of cf. Cryptocotyle lingua
Sample.No 04 : Skin with metacercariae of cf. Cryptocotyle lingua
Sample.No 05 : Skin with metacercariae of cf. Cryptocotyle lingua
Sample.No 06 : Skin with metacercariae of cf. Cryptocotyle lingua Liver and/or intestinal guts with larvae of Anisakis simplex
Sample.No 07 : Skin with metacercariae of cf. Cryptocotyle lingua
Sample.No 08 : Bacterial fin rot
Sample.No 09 : Skin with metacercariae of cf. Cryptocotyle lingua Muscle with signs of inner bleeding Liver and/or intestinal guts with larvae of Anisakis simplex
Sample.No 10 : Liver and/or intestinal guts with larvae of Anisakis simplex Muscle with signs of inner bleeding
Sample.No 11 : Skin with metacercariae of cf. Cryptocotyle lingua
Sample.No 12 : Skin with metacercariae of cf. Cryptocotyle lingua Liver and/or intestinal guts with larvae of Anisakis simplex
Sample.No 13 : Gills with Lernaeocera copepods Liver and/or intestinal guts with larvae of Anisakis simplex
Sample.No 14 : Skin with metacercariae of cf. Cryptocotyle lingua Muscle with signs of inner bleeding Gills with Lernaeocera copepods
Sample.No 15 : Skin with metacercariae of cf. Cryptocotyle lingua Liver and/or intestinal guts with larvae of Anisakis simplex
Sample.No 16 : Skin with metacercariae of cf. Cryptocotyle lingua Liver and/or intestinal guts with larvae of Anisakis simplex
Sample.No 17 : Muscle with signs of inner bleeding Liver and/or intestinal guts with larvae of Anisakis simplex
Sample.No 18 : Muscle with signs of inner bleeding Liver and/or intestinal guts with larvae of Anisakis simplex
Sample.No 19 : Liver and/or intestinal guts with larvae of Anisakis simplex
Sample.No 20 : Liver and/or intestinal guts with larvae of Anisakis simplex
Sample.No 21 : Liver and/or intestinal guts with larvae of Anisakis simplex
Sample.No 22 : Liver and/or intestinal guts with larvae of Anisakis simplex
Sample.No 23 : Liver and/or intestinal guts with larvae of Anisakis simplex
Sample.No 24 : Muscle with signs of inner bleeding Liver and/or intestinal guts with larvae of Anisakis simplex
Sample.No 25 : Skin with metacercariae of cf. Cryptocotyle lingua Skin and/or oral cavity with caligiform and/or Lernaeopodiform copepods

263

Species : GADU MOR, Gadus morhua, GB: Cod, N: Torsk.
Sample.area: J99 Undefined, Tissue : MUSCLE.
Locality : 98B Lille Molla, Latitude: 68°12.00N, Longitude: 14°48.00E.
Catch,date : 1997-1201, Count: 25, Sample type: Bulked.

. Analytical Lab. =>						NIVA	NIVA	NIVA	NIVA	NIVA	NIVA	NIVA	NIVA	NIVA	NIVA	Σ(*)	Σ(*)	NIVA	NIVA	Σ(*)	NIVA	NIVA	Σ(*)	NIVA
. Analysis Code. =>						341	341	341	341	341	341	341	341	341	341	!	!	341	341	!	341	341	!	341
____ Detection Limit =>						0.05	0.05	0.05	0.05	0.05	0.05	0.05	0.05	0.05	0.05	!	!	0.10	0.05	!	0.05	0.05	!	0.05
Samp/ Repl. no.	Sex F/M	Age year	Wght g	Lngt mm	Mean Weight g	Dry %	Fat %	CB28 ppb w.wt	CB52 ppb w.wt	CB101 ppb w.wt	CB105 ppb w.wt	CB118 ppb w.wt	CB138 ppb w.wt	CB153 ppb w.wt	CB156 ppb w.wt	CB180 ppb w.wt	CB209 ppb w.wt	CB_Σ7 ppb w.wt	CB_ΣΣ ppb w.wt	DDEPP ppb w.wt	TDEPP ppb w.wt	DD_Σn ppb w.wt	HCHA ppb w.wt	HCHG ppb w.wt	HC_Σn ppb w.wt	HCB ppb w.wt
26/ 1	F	4.8	848.6	390.0	39.5	.	0.38	<0.10	<0.10	0.10	0.10	0.30	0.50	0.70	0.10	0.20	<0.10	<1.9	<2.1	0.60	0.10	0.70	<0.10	<0.10	<0.10	0.10
27/ 1	F	7.0	2035.0	598.0	.	.	0.29	<0.10	<0.10	0.20	0.10	0.30	0.40	0.50	<0.10	0.10	<0.10	<1.6	<1.7	0.70	0.10	0.80	<0.10	<0.10	<0.10	0.10
28/ 1	F	8.2	2367.8	645.0	50.8	.	0.29	<0.10	<0.10	0.20	0.10	0.20	0.30	0.40	<0.10	0.10	<0.10	<1.3	<1.4	0.60	0.10	0.70	<0.10	<0.10	<0.10	0.10
29/ 1	M	9.0	2670.0	674.0	50.6	.	0.23	<0.10	<0.10	0.20	0.10	0.20	0.30	0.40	<0.10	0.10	<0.10	<1.3	<1.4	0.70	0.20	0.90	<0.10	<0.10	<0.10	0.10
30/ 1	F	10.0	4118.6	765.0	51.1	.	0.28	<0.10	<0.10	0.20	0.10	0.20	0.30	0.50	<0.10	0.10	<0.10	<1.4	<1.5	0.50	0.10	0.60	<0.10	<0.10	<0.10	0.10
Mean		7.8	2408.0	614.4	48.0	.	0.29	<<0.10	<<0.10	0.18	0.10	0.24	0.36	0.50	<<0.10	0.12	<<0.10	<<1.5	<<1.6	0.62	0.12	0.74	<<0.10	<<0.10	<<0.10	0.10
Minim.		4.8	848.6	390.0	39.5	.	0.23	<0.10	<0.10	0.10	0.10	0.20	0.30	0.40	<0.10	0.10	<0.10	<1.3	<1.4	0.50	0.10	0.60	<0.10	<0.10	<0.10	0.10
Maxim.		10.0	4118.6	765.0	51.1	.	0.38	<0.10	<0.10	0.20	0.10	0.30	0.50	0.70	0.10	0.20	<0.10	<1.9	<2.1	0.70	0.20	0.90	<0.10	<0.10	<0.10	0.10
St.dev		2.0	1179.8	139.5	5.7	.	0.05	~0.00	~0.00	0.04	0.00	0.05	0.09	0.12	~0.00	0.04	~0.00	~0.3	~0.3	0.08	0.04	0.11	~0.00	~0.00	~0.00	0.00
Count		5	5	5	4	.	5	5	5	5	5	5	5	5	5	5	5	5	5	5	5	5	5	5	5	5

Tab.width cont'd **GADU MOR, MU, J99, 98B Lille Molla, 1997-1201.**

. Analytical Lab. =>					NIVA	NIVA
. Analysis Code. =>					341	341
Detection Limit =>					0.05	0.05
Samp/ Repl. no.	Sex F/M	Age year	Wght g	Lngt mm	QCB ppb w.wt	OCS ppb w.wt
26/ 1	F	4.8	848.6	390.0	<0.10	<0.10
27/ 1	F	7.0	2035.0	598.0	<0.10	<0.10
28/ 1	F	8.2	2367.8	645.0	<0.10	<0.10
29/ 1	M	9.0	2670.0	674.0	<0.10	<0.10
30/ 1	F	10.0	4118.6	765.0	<0.10	<0.10
Mean		7.8	2408.0	614.4	<<0.10	<<0.10
Minim.		4.8	848.6	390.0	<0.10	<0.10
Maxim.		10.0	4118.6	765.0	<0.10	<0.10
St.dev		2.0	1179.8	139.5	~0.00	~0.00
Count		5	5	5	5	5

Sample.No 26 : Bulk of NIVA nos.:1,2,3,4,8
Sample.No 27 : Bulk of NIVA nos.:5,6,9,10,11
Sample.No 28 : Bulk of NIVA nos.:12,13,14,15,21
Sample.No 29 : Bulk of NIVA nos.:16,17,18,22,23
Sample.No 30 : Bulk of NIVA nos.:19,24,25,20,7

264

Species : **GADU MOR**, Gadus morhua, GB: Cod, N: Torsk.
Sample.area: **J99 Undefined**, Tissue : **MUSCLE.**
Locality : **43B Kvænangen**, Latitude: 70°09.00N, Longitude: 21°22.00E.
Catch,date : **1995-0200**, Count: 25, Sample type: **Individual.**

. Analytical Lab. =>							NIVA
. Analysis Code. =>							310
Detection Limit =>							0.005
Samp/ Repl. no.	Sex F/M	Age year	Wght g	Lngt mm	Dry %	Fat %	Hg ppm w.wt
01/ 1	M	5.0	1167.1	495.0	19.90	.	0.056
02/ 1	F	4.0	1354.9	510.0	19.20	.	0.141
03/ 1	M	5.0	1347.4	520.0	19.50	.	0.032
04/ 1	M	5.0	1381.7	525.0	21.00	.	0.066
05/ 1	F	5.0	1380.0	530.0	20.00	.	0.053
06/ 1	M	4.0	1416.0	535.0	20.50	.	0.119
07/ 1	M	5.0	1479.1	545.0	18.60	.	0.068
08/ 1	M	5.0	1543.2	545.0	19.20	.	0.134
09/ 1	M	6.0	1762.0	555.0	20.00	.	0.074
10/ 1	M	5.0	1726.0	565.0	18.60	.	0.055
11/ 1	M	6.0	1978.4	575.0	19.80	.	0.055
12/ 1	M	8.0	1702.8	580.0	19.20	.	0.064
13/ 1	F	6.0	1970.2	590.0	20.30	.	0.079
14/ 1	M	6.0	1936.1	590.0	20.70	.	0.138
15/ 1	M	7.0	1865.7	595.0	20.40	.	0.051
16/ 1	M	7.0	1641.1	595.0	17.80	.	0.049
17/ 1	F	7.0	1993.3	595.0	18.90	.	0.044
18/ 1	M	7.0	1831.3	600.0	19.80	.	0.046
19/ 1	M	7.0	2404.8	620.0	18.90	.	0.059
20/ 1	F	8.0	2193.1	635.0	17.70	.	0.041
21/ 1	M	7.0	2290.5	640.0	18.80	.	0.101
22/ 1	M	8.0	2899.8	650.0	20.90	.	0.055
23/ 1	F	7.0	2645.7	675.0	21.70	.	0.033
24/ 1	F	7.0	3083.5	705.0	18.00	.	0.041
25/ 1		6.0	3098.0	715.0	20.10	.	0.072
Mean		6.1	1923.7	587.4	19.58	.	0.069
Minim.		4.0	1167.1	495.0	17.70	.	0.032
Maxim.		8.0	3098.0	715.0	21.70	.	0.141
St.dev		1.2	550.4	58.6	1.03	.	0.032
Count		25	25	25	25	.	25

Sample.No 01 : Muscle with signs of inner bleeding
Sample.No 02 : Liver and/or intestinal guts with larvae of Anisakis simplex
Sample.No 03 : Skin with metacercariae of cf. Cryptocotyle lingua Liver and/or intestinal guts with larvae of Anisakis simplex
Sample.No 04 : Skin with metacercariae of cf. Cryptocotyle lingua
Sample.No 07 : Liver and/or intestinal guts with larvae of Anisakis simplex
Sample.No 11 : Muscle with signs of inner bleeding
Sample.No 12 : Muscle with signs of inner bleeding Liver and/or intestinal guts with larvae of Anisakis simplex
Sample.No 13 : Liver and/or intestinal guts with larvae of Anisakis simplex
Sample.No 14 : Liver and/or intestinal guts with larvae of Anisakis simplex
Sample.No 15 : Muscle with signs of inner bleeding Liver and/or intestinal guts with larvae of Anisakis simplex
Sample.No 16 : Liver and/or intestinal guts with larvae of Anisakis simplex
Sample.No 17 : Liver and/or intestinal guts with larvae of Anisakis simplex
Sample.No 18 : Liver and/or intestinal guts with larvae of Anisakis simplex
Sample.No 19 : Liver and/or intestinal guts with larvae of Anisakis simplex
Sample.No 20 : Liver and/or intestinal guts with larvae of Anisakis simplex
Sample.No 21 : Muscle with signs of inner bleeding Liver and/or intestinal guts with larvae of Anisakis simplex
Sample.No 22 : Liver and/or intestinal guts with larvae of Anisakis simplex
Sample.No 23 : Muscle with signs of inner bleeding Liver and/or intestinal guts with larvae of Anisakis simplex
Sample.No 24 : Liver and/or intestinal guts with larvae of Anisakis simplex
Sample.No 25 : Fish malodorous

265

Species : GADU MOR, Gadus morhua, GB: Cod, N: Torsk.
Sample.area: J99 Undefined, Tissue : MUSCLE.
Locality : 43B Kvænangen, Latitude: 70°09.00N, Longitude: 21°22.00E.
Catch,date : 1995-0200, Count: 25, Sample type: Bulked.

. Analytical Lab. =>						NIVA	NIVA	NIVA	NIVA	NIVA	NIVA	NIVA	NIVA	NIVA	NIVA	Σ(*)	Σ(*)	NIVA	NIVA	Σ(*)	NIVA	NIVA	Σ(*)	NIVA	NIVA
. Analysis Code. =>						341	341	341	341	341	341	341	341	341	341	!	!	341	341	!	341	341	!	341	341
____ Detection Limit =>						0.05	0.05	0.05	0.05	0.05	0.05	0.05	0.05	0.05	0.05	!	!	0.10	0.05	!	0.05	0.05	!	0.05	0.05
Samp/ Repl. no.	Sex F/M	Age year	Wght g	Lngt mm	Dry %	Fat %	CB28 ppb w.wt	CB52 ppb w.wt	CB101 ppb w.wt	CB105 ppb w.wt	CB118 ppb w.wt	CB138 ppb w.wt	CB153 ppb w.wt	CB156 ppb w.wt	CB180 ppb w.wt	CB209 ppb w.wt	CB_Σ7 ppb w.wt	CB_ΣΣ ppb w.wt	DDEPP ppb w.wt	TDEPP ppb w.wt	DD_Σn ppb w.wt	HCHA ppb w.wt	HCHG ppb w.wt	HC_Σn ppb w.wt	HCB ppb w.wt	QCB ppb w.wt
26/ 1	X	5.0	1326.2	516.0	.	0.20	<0.03	<0.03	0.04	0.03	0.08	0.12	0.12	<0.03	<0.03	<0.03	<0.4	<0.4	0.19	0.04	0.23	<0.03	<0.03	<0.03	0.06	<0.03
27/ 1	M	5.0	1585.3	549.0	.	0.27	<0.03	0.03	0.05	0.03	0.09	0.14	0.15	<0.03	0.04	<0.03	<0.5	<0.6	0.28	0.07	0.35	<0.03	<0.03	<0.03	0.11	<0.03
28/ 1	X	7.0	1890.6	586.0	.	0.27	<0.03	<0.03	0.06	0.03	0.09	0.12	0.14	<0.03	0.03	<0.03	<0.5	<0.5	0.20	0.04	0.24	<0.03	<0.03	<0.03	0.09	<0.03
29/ 1	X	7.0	2012.7	609.0	.	0.26	<0.03	0.04	0.10	0.07	0.16	0.17	0.14	<0.03	0.03	<0.03	<0.7	<0.7	0.23	0.09	0.32	<0.03	<0.03	<0.03	0.15	<0.03
30/ 1	X	7.0	2803.5	677.0	.	0.33	<0.03	<0.03	0.16	0.07	0.21	0.29	0.35	0.03	0.09	<0.03	<1.1	<1.2	0.43	0.07	0.50	<0.03	<0.03	<0.03	0.09	<0.03
Mean		6.2	1923.7	587.4	.	0.27	<<0.03	<<0.03	0.08	0.05	0.13	0.17	0.18	<<0.03	<0.04	<<0.03	<<0.6	<<0.7	0.27	0.06	0.33	<<0.03	<<0.03	<<0.03	0.10	<<0.03
Minim.		5.0	1326.2	516.0	.	0.20	<0.03	<0.03	0.04	0.03	0.08	0.12	0.12	<0.03	<0.03	<0.03	<0.4	<0.4	0.19	0.04	0.23	<0.03	<0.03	<0.03	0.06	<0.03
Maxim.		7.0	2803.5	677.0	.	0.33	<0.03	0.04	0.16	0.07	0.21	0.29	0.35	0.03	0.09	<0.03	<1.1	<1.2	0.43	0.09	0.50	<0.03	<0.03	<0.03	0.15	<0.03
St.dev		1.1	560.0	61.4	.	0.05	~0.00	~0.00	0.05	0.02	0.06	0.07	0.10	~0.00	~0.03	~0.00	~0.3	~0.3	0.10	0.02	0.11	~0.00	~0.00	~0.00	0.03	~0.00
Count		5	5	5	.	5	5	5	5	5	5	5	5	5	5	5	5	5	5	5	5	5	5	5	5	5

Tab.width cont'd GADU MOR, MU, J99, 43B Kvænangen, 1995-0200.

. Analytical Lab. =>					NIVA
. Analysis Code. =>					341
____ Detection Limit =>					0.05
Samp/ Repl. no.	Sex F/M	Age year	Wght g	Lngt mm	OCS ppb w.wt
26/ 1	X	5.0	1326.2	516.0	<0.03
27/ 1	M	5.0	1585.3	549.0	<0.03
28/ 1	X	7.0	1890.6	586.0	<0.03
29/ 1	X	7.0	2012.7	609.0	<0.03
30/ 1	X	7.0	2803.5	677.0	<0.03
Mean		6.2	1923.7	587.4	<<0.03
Minim.		5.0	1326.2	516.0	<0.03
Maxim.		7.0	2803.5	677.0	<0.03
St.dev		1.1	560.0	61.4	~0.00
Count		5	5	5	5

266

Species : GADU MOR, Gadus morhua, GB: Cod, N: Torsk.
Sample.area: J99 Undefined, Tissue : MUSCLE.
Locality : 43B Kvænangen, Latitude: 70°09.00N, Longitude: 21°22.00E.
Catch,date : 1996-0215, Count: 25, Sample type: Individual.

. Analytical Lab. =>							NIVA
. Analysis Code. =>							310
Detection Limit =>							0.005
Samp/ Repl. no.	Sex F/M	Age year	Wght g	Lngt mm	Dry %	Fat %	Hg ppm w.wt
01/ 1	M	7.0	1075.3	500.0	21.50	.	0.054
02/ 1	F	6.0	1673.1	560.0	20.90	.	0.056
03/ 1	M	6.0	1963.7	590.0	20.20	.	0.085
04/ 1	F	5.0	1881.9	600.0	18.00	.	0.054
05/ 1	M	8.0	1690.6	610.0	21.20	.	0.046
06/ 1	M	7.0	2058.2	620.0	21.40	.	0.032
07/ 1	F	7.0	1987.4	620.0	19.60	.	0.066
08/ 1	M	8.0	2304.0	630.0	18.70	.	0.104
09/ 1	M	7.0	2866.8	640.0	18.10	.	0.041
10/ 1	F	6.0	2833.7	650.0	19.60	.	0.091
11/ 1	M	5.0	2746.1	660.0	19.30	.	0.028
12/ 1	M	7.0	3536.5	670.0	19.90	.	0.033
13/ 1	M	7.0	3469.7	670.0	21.00	.	0.077
14/ 1	M	7.0	2604.7	670.0	19.20	.	0.068
15/ 1	M	8.0	3212.7	670.0	18.90	.	0.123
16/ 1	F	6.0	2988.7	670.0	19.80	.	0.060
17/ 1	M	8.0	3141.4	670.0	19.40	.	0.077
18/ 1	F	8.0	3033.5	680.0	19.40	.	0.046
19/ 1	M	8.0	3373.2	690.0	19.90	.	0.028
20/ 1	M	8.0	3115.2	690.0	19.20	.	0.044
21/ 1	M	8.0	3696.6	730.0	18.70	.	0.058
22/ 1	M	8.0	3862.0	740.0	19.60	.	0.076
23/ 1	F	8.0	3748.5	740.0	20.30	.	0.057
24/ 1	F	10.0	3756.3	740.0	19.00	.	0.068
25/ 1	M	10.0	4250.0	790.0	19.00	.	0.039
Mean		7.3	2834.8	660.0	19.67	.	0.060
Minim.		5.0	1075.3	500.0	18.00	.	0.028
Maxim.		10.0	4250.0	790.0	21.50	.	0.123
St.dev		1.2	819.9	62.9	0.96	.	0.024
Count		25	25	25	25	.	25

Sample.No 03 : Liver and/or intestinal guts with larvae of Anisakis simplex
Sample.No 04 : Liver and/or intestinal guts with larvae of Anisakis simplex
Sample.No 05 : Muscle with signs of inner bleeding
Sample.No 06 : Liver and/or intestinal guts with larvae of Anisakis simplex
Sample.No 07 : Liver and/or intestinal guts with larvae of Anisakis simplex Muscle with signs of inner bleeding
Sample.No 08 : Liver and/or intestinal guts with larvae of Anisakis simplex Muscle with signs of inner bleeding
Sample.No 09 : Liver and/or intestinal guts with larvae of Anisakis simplex Muscle with signs of inner bleeding
Sample.No 10 : Liver and/or intestinal guts with larvae of Anisakis simplex Muscle with signs of inner bleeding
Sample.No 11 : Liver and/or intestinal guts with larvae of Anisakis simplex Muscle with signs of inner bleeding
Sample.No 12 : Muscle with signs of inner bleeding
Sample.No 13 : Liver and/or intestinal guts with larvae of Anisakis simplex Muscle with signs of inner bleeding
Sample.No 14 : Liver and/or intestinal guts with larvae of Anisakis simplex Muscle with signs of inner bleeding
Sample.No 15 : Muscle with signs of inner bleeding
Sample.No 16 : Liver and/or intestinal guts with larvae of Anisakis simplex Muscle with signs of inner bleeding
Sample.No 17 : Liver and/or intestinal guts with larvae of Anisakis simplex Muscle with signs of inner bleeding
Sample.No 18 : Liver and/or intestinal guts with larvae of Anisakis simplex Muscle with signs of inner bleeding
Sample.No 19 : Liver and/or intestinal guts with larvae of Anisakis simplex Muscle with signs of inner bleeding
Sample.No 20 : Liver and/or intestinal guts with larvae of Anisakis simplex Muscle with signs of inner bleeding
Sample.No 21 : Liver and/or intestinal guts with larvae of Anisakis simplex Muscle with signs of inner bleeding
Sample.No 22 : Liver and/or intestinal guts with larvae of Anisakis simplex Muscle with signs of inner bleeding
Sample.No 23 : Liver and/or intestinal guts with larvae of Anisakis simplex Muscle with signs of inner bleeding
Sample.No 24 : Liver and/or intestinal guts with larvae of Anisakis simplex
Sample.No 25 : Liver and/or intestinal guts with larvae of Anisakis simplex

267

Species : GADU MOR, Gadus morhua, GB: Cod, N: Torsk.
Sample.area: J99 Undefined, Tissue : MUSCLE.
Locality : 43B Kvænangen, Latitude: 70°09.00N, Longitude: 21°22.00E.
Catch,date : 1996-0215, Count: 25, Sample type: Bulked.

. Analytical Lab. ⇒						NIVA	NIVA	NIVA	NIVA	NIVA	NIVA	NIVA	NIVA	NIVA	NIVA	Σ(*)	Σ(*)	NIVA	NIVA	Σ(*)	NIVA	NIVA	Σ(*)	NIVA	NIVA
. Analysis Code. ⇒						341	341	341	341	341	341	341	341	341	341	!	!	341	341	!	341	341	!	341	341
____ Detection Limit ⇒						0.05	0.05	0.05	0.05	0.05	0.05	0.05	0.05	0.05	0.05	!	!	0.10	0.05	!	0.05	0.05	!	0.05	0.05
Samp/ Repl. no.	Sex F/M	Age year	Wght g	Lngt mm	Dry %	Fat %	CB28 ppb w.wt	CB52 ppb w.wt	CB101 ppb w.wt	CB105 ppb w.wt	CB118 ppb w.wt	CB138 ppb w.wt	CB153 ppb w.wt	CB156 ppb w.wt	CB180 ppb w.wt	CB209 ppb w.wt	CB_Σ7 ppb w.wt	CB_ΣΣ ppb w.wt	DDEPP ppb w.wt	TDEPP ppb w.wt	DD_Σn ppb w.wt	HCHA ppb w.wt	HCHG ppb w.wt	HC_Σn ppb w.wt	HCB ppb w.wt	QCB ppb w.wt
26/ 1	X	6.0	1656.9	572.0	20.40	0.26	<0.03	0.04	0.10	0.07	0.16	0.20	0.25	<0.03	0.05	<0.03	<0.8	<0.9	0.33	0.10	0.43	0.03	s0.11	s0.14	0.15	<0.03
27/ 1	X	7.0	2410.0	632.0	19.50	0.27	<0.03	0.06	0.18	0.13	0.28	0.32	0.31	0.04	0.07	<0.03	<1.3	<1.4	0.33	0.11	0.44	0.03	s0.16	s0.19	0.13	<0.03
28/ 1	M	7.0	3113.9	668.0	19.70	0.30	<0.03	0.05	0.11	0.08	0.19	0.21	0.21	<0.03	0.04	<0.03	<0.8	<0.9	0.23	0.07	0.30	0.03	s0.11	s0.14	0.13	<0.03
29/ 1	X	8.0	3130.4	680.0	19.50	0.28	<0.03	0.06	0.11	0.07	0.15	0.17	0.17	<0.03	0.03	<0.03	<0.7	<0.8	0.20	0.07	0.27	0.03	s0.13	s0.16	0.12	<0.03
30/ 1	X	9.0	3862.7	748.0	19.30	0.30	<0.03	0.06	0.09	0.08	0.16	0.18	0.18	<0.03	0.04	<0.03	<0.7	<0.8	0.23	0.08	0.31	0.03	s0.12	s0.15	0.16	<0.03
Mean		7.4	2834.8	660.0	19.68	0.28	<<0.03	0.05	0.12	0.09	0.19	0.22	0.22	<<0.03	0.05	<<0.03	<<0.9	<<1.0	0.26	0.09	0.35	0.03	s0.13	s0.16	0.14	<<0.03
Minim.		6.0	1656.9	572.0	19.30	0.26	<0.03	0.04	0.09	0.07	0.15	0.17	0.17	<0.03	0.03	<0.03	<0.7	<0.8	0.20	0.07	0.27	0.03	s0.11	s0.14	0.12	<0.03
Maxim.		9.0	3862.7	748.0	20.40	0.30	<0.03	0.06	0.18	0.13	0.28	0.32	0.31	0.04	0.07	<0.03	<1.3	<1.4	0.33	0.11	0.44	0.03	s0.16	s0.19	0.16	<0.03
St.dev		1.1	835.1	64.7	0.43	0.02	~0.00	0.01	0.04	0.03	0.05	0.06	0.06	~0.00	0.02	~0.00	~0.2	~0.3	0.06	0.02	0.08	0.00	0.02	0.02	0.02	~0.00
Count		5	5	5	5	5	5	5	5	5	5	5	5	5	5	5	5	5	5	5	5	5	5	5	5	5

s/q(16) ! Suspect value(s)

Tab.width cont'd GADU MOR, MU, J99, 43B Kvænangen, 1996-0215.

. Analytical Lab. ⇒					NIVA
. Analysis Code. ⇒					341
____ Detection Limit ⇒					0.05
Samp/ Repl. no.	Sex F/M	Age year	Wght g	Lngt mm	OCS ppb w.wt
26/ 1	X	6.0	1656.9	572.0	<0.03
27/ 1	X	7.0	2410.0	632.0	<0.03
28/ 1	M	7.0	3113.9	668.0	<0.03
29/ 1	X	8.0	3130.4	680.0	<0.03
30/ 1	X	9.0	3862.7	748.0	<0.03
Mean		7.4	2834.8	660.0	<<0.03
Minim.		6.0	1656.9	572.0	<0.03
Maxim.		9.0	3862.7	748.0	<0.03
St.dev		1.1	835.1	64.7	~0.00
Count		5	5	5	5

Sample.No 26 : Bulk of NIVA nos.: 1,2,3,4,5
Sample.No 27 : Bulk of NIVA nos.: 6,7,8,9,10
Sample.No 28 : Bulk of NIVA nos.: 11,12,13,14,15
Sample.No 29 : Bulk of NIVA nos.: 16,17,18,19,20
Sample.No 30 : Bulk of NIVA nos.: 21,22,23,24,25

268

Species : **GADU MOR**, Gadus morhua, GB: Cod, N: Torsk.
Sample.area: **J99 Undefined**, Tissue : **MUSCLE.**
Locality : **43B Kvænangen**, Latitude: 70°09.00N, Longitude: 21°22.00E.
Catch,date : **1996-1031**, Count: 25, Sample type: **Individual.**

. Analytical Lab. =>								NIVA
. Analysis Code. =>								310
____ Detection Limit =>								0.005
Samp/ Repl. no.	Sex F/M	Age year	Wght g	Lngt mm	Mean Weight g	Dry %	Fat %	Hg ppm w.wt
01/ 1	F	4.5	1071.0	490.0	53.0	19.40	.	0.046
02/ 1	F	4.5	1177.0	495.0	52.9	19.50	.	0.048
03/ 1	F	5.5	1377.0	510.0	52.7	19.60	.	0.043
04/ 1	F	5.5	1486.0	520.0	54.1	19.60	.	0.053
05/ 1	F	6.5	1492.0	530.0	52.7	19.00	.	0.110
06/ 1	F	4.5	1456.0	530.0	52.7	18.70	.	0.025
07/ 1	M	5.5	1620.0	545.0	57.5	19.50	.	0.044
08/ 1	F	5.5	1754.0	550.0	56.8	19.00	.	0.060
09/ 1	M	6.5	1750.0	560.0	53.8	19.10	.	0.070
10/ 1	F	5.5	2014.0	565.0	59.5	19.00	.	0.031
11/ 1	F	5.5	1919.0	570.0	52.7	19.90	.	0.041
12/ 1	F	5.5	1898.0	570.0	56.4	19.30	.	0.050
13/ 1	F	6.5	2079.0	580.0	57.2	19.40	.	0.043
14/ 1	M	4.5	2171.0	585.0	55.9	20.20	.	0.024
15/ 1	M	4.5	2279.0	595.0	53.6	19.60	.	0.022
16/ 1	F	6.5	2201.0	595.0	54.0	18.90	.	0.041
17/ 1	F	5.5	1927.0	610.0	55.5	19.30	.	0.019
18/ 1	M	6.0	2035.0	620.0	59.5	17.60	.	0.052
19/ 1	F	7.5	2183.0	635.0	53.5	19.00	.	0.065
20/ 1	F	6.5	2325.0	640.0	55.8	19.00	.	0.077
21/ 1	F	6.5	2755.0	655.0	52.7	20.10	.	0.062
22/ 1	M	7.5	2956.0	675.0	56.0	19.20	.	0.025
23/ 1	M	6.5	3085.0	685.0	53.0	20.50	.	0.068
24/ 1	F	7.0	3253.0	695.0	55.9	19.90	.	0.064
25/ 1	F	7.5	3452.0	715.0	53.2	19.60	.	0.065
Mean		5.9	2068.6	588.8	54.8	19.36	.	0.050
Minim.		4.5	1071.0	490.0	52.7	17.60	.	0.019
Maxim.		7.5	3452.0	715.0	59.5	20.50	.	0.110
St.dev		1.0	630.9	63.4	2.1	0.57	.	0.021
Count		25	25	25	25	25	.	25

269

Sample.No 01 : Signs of mechanical damage (e.g., net wounds) Muscle with signs of inner bleeding
Sample.No 02 : Signs of mechanical damage (e.g., net wounds) Muscle with signs of inner bleeding
Sample.No 03 : Signs of mechanical damage (e.g., net wounds) Muscle with signs of inner bleeding
Sample.No 04 : Liver and/or intestinal guts with larvae of Anisakis simplex Signs of mechanical damage (e.g., net wounds) Muscle with signs of inner bleeding
Sample.No 05 : Liver and/or intestinal guts with larvae of Anisakis simplex Signs of mechanical damage (e.g., net wounds) Muscle with signs of inner bleeding
Sample.No 06 : Liver and/or intestinal guts with larvae of Anisakis simplex Signs of mechanical damage (e.g., net wounds) Muscle with signs of inner bleeding
Sample.No 07 : Signs of mechanical damage (e.g., net wounds) Muscle with signs of inner bleeding
Sample.No 08 : Skin with metacercariae of cf. Cryptocotyle lingua Signs of mechanical damage (e.g., net wounds) Muscle with signs of inner bleeding
Sample.No 09 : Liver and/or intestinal guts with larvae of Anisakis simplex Signs of mechanical damage (e.g., net wounds) Muscle with signs of inner bleeding
Sample.No 10 : Liver and/or intestinal guts with larvae of Anisakis simplex Signs of mechanical damage (e.g., net wounds) Muscle with signs of inner bleeding
Sample.No 11 : Liver and/or intestinal guts with larvae of Anisakis simplex Signs of mechanical damage (e.g., net wounds) Muscle with signs of inner bleeding
Sample.No 12 : Liver and/or intestinal guts with larvae of Anisakis simplex Signs of mechanical damage (e.g., net wounds) Muscle with signs of inner bleeding
Sample.No 13 : Liver and/or intestinal guts with larvae of Anisakis simplex Signs of mechanical damage (e.g., net wounds) Muscle with signs of inner bleeding
Sample.No 14 : Signs of mechanical damage (e.g., net wounds) Gills with Lernaeocera copepods
Sample.No 15 : Liver and/or intestinal guts with larvae of Anisakis simplex Signs of mechanical damage (e.g., net wounds) Muscle with signs of inner bleeding
Sample.No 16 : Liver with necrotic areas and/or discolouration Signs of mechanical damage (e.g., net wounds) Muscle with signs of inner bleeding Gills with Lernaeocera copepods
Sample.No 17 : Signs of mechanical damage (e.g., net wounds) Muscle with signs of inner bleeding Gills with Lernaeocera copepods
Sample.No 18 : Skin with metacercariae of cf. Cryptocotyle lingua Muscle with signs of inner bleeding Liver and/or intestinal guts with larvae of Anisakis simplex Signs of mechanical damage (e.g., net wounds)
Sample.No 19 : Liver and/or intestinal guts with larvae of Anisakis simplex Signs of mechanical damage (e.g., net wounds) Muscle with signs of inner bleeding
Sample.No 20 : Signs of mechanical damage (e.g., net wounds) Muscle with signs of inner bleeding
Sample.No 21 : Liver and/or intestinal guts with larvae of Anisakis simplex Signs of mechanical damage (e.g., net wounds) Muscle with signs of inner bleeding
Sample.No 22 : Signs of mechanical damage (e.g., net wounds) Muscle with signs of inner bleeding
Sample.No 23 : Signs of mechanical damage (e.g., net wounds) Muscle with signs of inner bleeding
Sample.No 24 : Signs of mechanical damage (e.g., net wounds) Muscle with signs of inner bleeding
Sample.No 25 : Signs of mechanical damage (e.g., net wounds) Muscle with signs of inner bleeding

270

Species : GADU MOR, Gadus morhua, GB: Cod, N: Torsk.
Sample.area: J99 Undefined, Tissue : MUSCLE.
Locality : 43B Kvænangen, Latitude: 70°09.00N, Longitude: 21°22.00E.
Catch,date : 1996-1031, Count: 25, Sample type: Bulked.

. Analytical Lab. ⇒						NIVA	NIVA	NIVA	NIVA	NIVA	NIVA	NIVA	NIVA	NIVA	NIVA	Σ(*)	Σ(*)	NIVA	NIVA	Σ(*)	NIVA	NIVA	Σ(*)	NIVA
. Analysis Code. ⇒						341	341	341	341	341	341	341	341	341	341	!	!	341	341	!	341	341	!	341
Detection Limit ⇒						0.05	0.05	0.05	0.05	0.05	0.05	0.05	0.05	0.05	0.05	!	!	0.10	0.05	!	0.05	0.05	!	0.05
Samp/ Repl. no.	Sex F/M	Age year	Wght g	Lngt mm	Mean Weight g	Dry %	Fat %	CB28 ppb w.wt	CB52 ppb w.wt	CB101 ppb w.wt	CB105 ppb w.wt	CB118 ppb w.wt	CB138 ppb w.wt	CB153 ppb w.wt	CB156 ppb w.wt	CB180 ppb w.wt	CB209 ppb w.wt	CB Σ7 ppb w.wt	CB ΣΣ ppb w.wt	DDEPP ppb w.wt	TDEPP ppb w.wt	DD Σn ppb w.wt	HCHA ppb w.wt	HCHG ppb w.wt	HC Σn ppb w.wt	HCB ppb w.wt
26/ 1	F	5.3	1320.0	509.0	53.1	.	0.37	<0.03	<0.03	0.04	0.03	0.06	0.10	0.14	<0.03	0.03	<0.03	<0.4	<0.4	0.17	0.04	0.21	<0.03	s0.08	s<0.11	0.06
27/ 1	X	5.5	1718.0	550.0	56.1	.	0.37	<0.03	<0.03	0.04	0.03	0.05	0.07	0.09	<0.03	<0.03	<0.03	<0.3	<0.3	0.14	0.06	0.20	<0.03	0.05	<0.08	0.06
28/ 1	X	5.3	2069.2	580.0	55.2	.	0.40	<0.03	<0.03	0.04	<0.03	0.04	0.06	0.08	<0.03	<0.03	<0.03	<0.3	<0.3	0.12	0.04	0.16	<0.03	0.06	<0.09	0.06
29/ 1	X	6.4	2134.2	620.0	55.6	.	0.34	<0.03	<0.03	0.04	0.03	0.06	0.10	0.13	<0.03	0.03	<0.03	<0.4	<0.4	0.11	0.03	0.14	<0.03	0.07	<0.10	0.06
30/ 1	X	7.0	3100.0	685.0	54.2	.	0.35	<0.03	<0.03	0.05	0.04	0.07	0.10	0.13	<0.03	0.03	<0.03	<0.4	<0.5	0.20	0.05	0.25	<0.03	miss	<0.03	0.08
Mean		5.9	2068.3	588.8	54.8	.	0.37	<<0.03	<<0.03	0.04	<0.03	0.06	0.09	0.11	<<0.03	<<0.03	<<0.03	<<0.3	<<0.4	0.15	0.04	0.19	<<0.03	0.06	<<0.08	0.06
Minim.		5.3	1320.0	509.0	53.1	.	0.34	<0.03	<0.03	0.04	<0.03	0.04	0.06	0.08	<0.03	<0.03	<0.03	<0.3	<0.3	0.11	0.03	0.14	<0.03	0.05	<0.03	0.06
Maxim.		7.0	3100.0	685.0	56.1	.	0.40	<0.03	<0.03	0.05	0.04	0.07	0.10	0.14	<0.03	0.03	<0.03	<0.4	<0.5	0.20	0.06	0.25	<0.03	0.07	<0.10	0.08
St.dev		0.8	661.7	67.4	1.2	.	0.02	~0.00	~0.00	0.00	~0.00	0.01	0.02	0.03	~0.00	~0.00	~0.00	~0.1	~0.1	0.04	0.01	0.04	~0.00	0.01	~0.03	0.01
Count		5	5	5	5	.	5	5	5	5	5	5	5	5	5	5	5	5	5	5	5	5	5	i3	i4	5

s/q (2) ! Suspect value(s)
i (2) ! Suspect or ambiguous basis-value(s) ignored in statistics.
miss(1) ! Missing value.

Tab.width cont'd GADU MOR, MU, J99, 43B Kvænangen, 1996-1031.

. Analytical Lab. =>					NIVA	NIVA
. Analysis Code. =>					341	341
Detection Limit =>					0.05	0.05
Samp/ Repl. no.	Sex F/M	Age year	Wght g	Lngt mm	QCB ppb w.wt	OCS ppb w.wt
26/ 1	F	5.3	1320.0	509.0	<0.03	<0.03
27/ 1	X	5.5	1718.0	550.0	<0.03	<0.03
28/ 1	X	5.3	2069.2	580.0	<0.03	<0.03
29/ 1	X	6.4	2134.2	620.0	<0.03	<0.03
30/ 1	X	7.0	3100.0	685.0	<0.03	<0.03
Mean		5.9	2068.3	588.8	<<0.03	<<0.03
Minim.		5.3	1320.0	509.0	<0.03	<0.03
Maxim.		7.0	3100.0	685.0	<0.03	<0.03
St.dev		0.8	661.7	67.4	~0.00	~0.00
Count		5	5	5	5	5

Sample.No 26 : Bulk of NIVA nos.:1,2,3,4,5
Sample.No 27 : Bulk of NIVA nos.:6,7,8,9,10
Sample.No 28 : Bulk of NIVA nos.:11,12,13,14,15
Sample.No 29 : Bulk of NIVA nos.:16,17,18,19,20
Sample.No 30 : Bulk of NIVA nos.:21,22,23,24,25

271

Species : GADU MOR, Gadus morhua, GB: Cod, N: Torsk.
Sample.area: J99 Undefined, Tissue : MUSCLE.
Locality : 46B Hammerfest area, Latitude: 70°50.00N, Longitude: 23°44.00E.
Catch,date : 1995-0216, Count: 24, Sample type: Individual.

. Samp/ Repl. no.	Analytical Lab. => Analysis Code. => Detection Limit => Sex F/M	Age year	Wght g	Lngt mm	Dry %	Fat %	NIVA 310 0.005 Hg ppm w.wt
01/ 1	F	4.0	901.7	465.0	18.80	.	0.031
02/ 1	F	5.0	1373.2	500.0	19.20	.	0.047
03/ 1	M	5.0	1236.7	505.0	19.10	.	0.060
04/ 1		5.0	1113.3	510.0	18.30	.	0.031
05/ 1	F	5.0	1203.7	520.0	18.30	.	0.024
06/ 1	M	5.0	1323.0	540.0	18.50	.	0.028
07/ 1	F	6.0	1499.6	540.0	18.70	.	0.016
08/ 1	F	6.0	1462.5	550.0	18.80	.	0.031
09/ 1	F	6.0	1652.0	555.0	19.20	.	0.039
10/ 1	F	5.0	1501.3	570.0	18.40	.	0.040
11/ 1	F	6.0	1625.2	570.0	17.70	.	0.029
12/ 1	F	6.0	1542.4	575.0	19.00	.	0.033
13/ 1	F	6.0	2273.5	605.0	20.60	.	0.039
14/ 1	F	6.0	2174.1	620.0	18.80	.	0.038
15/ 1	F	7.0	1956.2	620.0	17.30	.	0.025
16/ 1	F	6.0	2241.0	630.0	17.20	.	0.025
17/ 1	F	6.0	1778.8	630.0	20.10	.	0.030
18/ 1	M	6.0	2139.5	630.0	18.50	.	0.043
19/ 1	F	6.0	2136.3	630.0	18.60	.	0.047
20/ 1	F	7.0	2062.0	630.0	17.40	.	0.025
21/ 1	F	7.0	2285.7	640.0	18.60	.	0.027
22/ 1	M	8.0	2480.2	650.0	20.10	.	0.093
23/ 1	F	7.0	2313.6	650.0	16.50	.	0.056
24/ 1	F	8.0	3100.6	670.0	18.20	.	0.061
Mean		6.0	1807.3	583.5	18.58	.	0.038
Minim.		4.0	901.7	465.0	16.50	.	0.016
Maxim.		8.0	3100.6	670.0	20.60	.	0.093
St.dev		1.0	523.6	57.6	0.94	.	0.017
Count		24	24	24	24	.	24

Sample.No 01 : Liver and/or intestinal guts with larvae of Anisakis simplex
Sample.No 02 : Liver and/or intestinal guts with larvae of Anisakis simplex
Sample.No 03 : Liver and/or intestinal guts with larvae of Anisakis simplex
Sample.No 06 : Liver and/or intestinal guts with larvae of Anisakis simplex
Sample.No 07 : Liver and/or intestinal guts with larvae of Anisakis simplex
Sample.No 08 : Liver and/or intestinal guts with larvae of Anisakis simplex
Sample.No 09 : Liver and/or intestinal guts with larvae of Anisakis simplex Liver with signs of bleeding
Sample.No 11 : Liver and/or intestinal guts with larvae of Anisakis simplex
Sample.No 12 : Liver and/or intestinal guts with larvae of Anisakis simplex
Sample.No 13 : Liver and/or intestinal guts with larvae of Anisakis simplex
Sample.No 16 : Liver and/or intestinal guts with larvae of Anisakis simplex
Sample.No 17 : Liver and/or intestinal guts with larvae of Anisakis simplex
Sample.No 18 : Liver and/or intestinal guts with larvae of Anisakis simplex
Sample.No 19 : Liver and/or intestinal guts with larvae of Anisakis simplex
Sample.No 20 : Liver and/or intestinal guts with larvae of Anisakis simplex
Sample.No 21 : Liver and/or intestinal guts with larvae of Anisakis simplex
Sample.No 22 : Liver and/or intestinal guts with larvae of Anisakis simplex
Sample.No 23 : Liver and/or intestinal guts with larvae of Anisakis simplex Liver with signs of bleeding
Sample.No 24 : Liver and/or intestinal guts with larvae of Anisakis simplex Muscle with signs of inner bleeding

272

Species : GADU MOR, Gadus morhua, GB: Cod, N: Torsk.
Sample.area: J99 Undefined, Tissue : MUSCLE.
Locality : 46B Hammerfest area, Latitude: 70°50.00N, Longitude: 23°44.00E.
Catch,date : 1995-0216, Count: 24, Sample type: Bulked.

. Analytical Lab. =>																									
. Analysis Code. =>																									
Detection Limit =>																									
Samp/ Repl. no.	Sex F/M	Age year	Wght g	Lngt mm	Dry %	Fat %	CB28 ppb w.wt	CB52 ppb w.wt	CB101 ppb w.wt	CB105 ppb w.wt	CB118 ppb w.wt	CB138 ppb w.wt	CB153 ppb w.wt	CB156 ppb w.wt	CB180 ppb w.wt	CB209 ppb w.wt	CB_Σ7 ppb w.wt	CB_ΣΣ ppb w.wt	DDEPP ppb w.wt	TDEPP ppb w.wt	DD_Σn ppb w.wt	HCHA ppb w.wt	HCHG ppb w.wt	HC_Σn ppb w.wt	HCB ppb w.wt	QCB ppb w.wt
							NIVA 341 0.05	NIVA 341 0.05	NIVA 341 0.05	NIVA 341 0.05	NIVA 341 0.05	NIVA 341 0.05	NIVA 341 0.05	NIVA 341 0.05	NIVA 341 0.05	NIVA 341 0.05	Σ(*) ! !	Σ(*) ! !	NIVA 341 0.10	NIVA 341 0.05	Σ(*) ! !	NIVA 341 0.05	NIVA 341 0.05	Σ(*) ! !	NIVA 341 0.05	NIVA 341 0.05
25/ 1	X	5.0	1156.2	495.0	.	0.24	<0.03	<0.03	0.03	<0.03	0.04	0.07	0.08	<0.03	<0.03	<0.03	<0.3	<0.3	0.09	<0.03	<0.12	0.03	<0.03	<0.06	0.11	<0.03
26/ 1	X	6.0	1428.2	541.0	.	0.21	<0.03	0.03	0.05	0.03	0.08	0.12	0.13	<0.03	0.03	<0.03	<0.5	<0.5	0.18	0.04	0.22	0.03	<0.03	<0.06	0.10	<0.03
27/ 1	F	6.0	1823.3	588.0	.	0.20	<0.03	<0.03	0.04	<0.03	0.04	0.08	0.07	<0.03	<0.03	<0.03	<0.3	<0.3	0.11	0.03	0.14	0.03	<0.03	<0.06	0.09	<0.03
28/ 1	X	6.0	2050.4	628.0	.	0.21	<0.03	0.03	0.06	0.04	0.10	0.13	0.14	<0.03	0.03	<0.03	<0.5	<0.6	0.20	0.05	0.25	0.03	<0.03	<0.06	0.14	<0.03
29/ 1	X	7.0	2448.4	648.0	.	0.20	<0.03	0.03	0.06	0.04	0.11	0.16	0.18	<0.03	0.05	<0.03	<0.6	<0.7	0.29	0.05	0.34	0.03	<0.03	<0.06	0.09	<0.03
Mean		6.0	1781.3	580.0	.	0.21	<<0.03	<<0.03	0.05	<<0.03	0.07	0.11	0.12	<<0.03	<<0.03	<<0.03	<<0.4	<<0.4	0.17	<0.04	<0.21	0.03	<<0.03	<<0.06	0.11	<<0.03
Minim.		5.0	1156.2	495.0	.	0.20	<0.03	<0.03	0.03	<0.03	0.04	0.07	0.07	<0.03	<0.03	<0.03	<0.3	<0.3	0.09	<0.03	<0.12	0.03	<0.03	<0.06	0.09	<0.03
Maxim.		7.0	2448.4	648.0	.	0.24	<0.03	0.03	0.06	0.04	0.11	0.16	0.18	<0.03	0.05	<0.03	<0.6	<0.7	0.29	0.05	0.34	0.03	<0.03	<0.06	0.14	<0.03
St.dev		0.7	508.6	62.7	.	0.02	~0.00	~0.00	0.01	~0.01	0.03	0.04	0.05	~0.00	~0.01	~0.00	~0.2	~0.2	0.08	~0.01	~0.09	0.00	~0.00	~0.00	0.02	~0.00
Count		5	5	5	.	5	5	5	5	5	5	5	5	5	5	5	5	5	5	5	5	5	5	5	5	5

Tab.width cont'd GADU MOR, MU, J99, 46B Hammerfest area, 1995-0216.

. Analytical Lab. =>					
. Analysis Code. =>					
Detection Limit =>					
Samp/ Repl. no.	Sex F/M	Age year	Wght g	Lngt mm	OCS ppb w.wt
					NIVA 341 0.05
25/ 1	X	5.0	1156.2	495.0	<0.03
26/ 1	X	6.0	1428.2	541.0	<0.03
27/ 1	F	6.0	1823.3	588.0	<0.03
28/ 1	X	6.0	2050.4	628.0	<0.03
29/ 1	X	7.0	2448.4	648.0	<0.03
Mean		6.0	1781.3	580.0	<<0.03
Minim.		5.0	1156.2	495.0	<0.03
Maxim.		7.0	2448.4	648.0	<0.03
St.dev		0.7	508.6	62.7	~0.00
Count		5	5	5	5

273

Species : GADU MOR, Gadus morhua, GB: Cod, N: Torsk.
Sample.area: J99 Undefined, Tissue : MUSCLE.
Locality : 46B Hammerfest area, Latitude: 70°50.00N, Longitude: 23°44.00E.
Catch,date : 1996-0201, Count: 25, Sample type: Individual.

.	Analytical Lab. =>						NIVA
.	Analysis Code. =>						310
	Detection Limit =>						0.005
Samp/ Repl. no.	Sex F/M	Age year	Wght g	Lngt mm	Dry %	Fat %	Hg ppm w.wt
01/ 1	M	3.0	945.3	480.0	18.40	.	0.031
02/ 1	M	3.0	907.7	490.0	19.30	.	0.031
03/ 1	M	5.0	1231.5	510.0	19.30	.	0.065
04/ 1	F	5.0	1279.1	520.0	17.60	.	0.078
05/ 1	M	5.0	1004.6	530.0	19.50	.	0.039
06/ 1	F	6.0	1368.6	540.0	16.80	.	0.031
07/ 1	M	6.0	1450.3	540.0	17.20	.	0.055
08/ 1	M	6.0	1510.8	560.0	18.00	.	0.078
09/ 1	M	6.0	1497.4	570.0	18.20	.	0.048
10/ 1	M	6.0	1409.8	570.0	19.40	.	0.059
11/ 1	F	6.0	1831.0	580.0	21.10	.	0.032
12/ 1	F	5.0	1686.6	590.0	19.50	.	0.031
13/ 1	M	7.0	1676.6	590.0	19.70	.	0.055
14/ 1	F	5.0	1605.0	590.0	18.30	.	0.021
15/ 1	F	6.0	1729.7	600.0	20.10	.	0.060
16/ 1	M	6.0	1929.0	605.0	19.80	.	0.097
17/ 1	F	7.0	1594.0	610.0	19.20	.	0.028
18/ 1	F	7.0	1956.9	640.0	17.70	.	0.043
19/ 1	F	6.0	2525.1	660.0	18.00	.	0.038
20/ 1	M	7.0	2228.8	670.0	17.30	.	0.033
21/ 1	M	8.0	2348.6	670.0	19.10	.	0.033
22/ 1	M	7.0	2588.1	690.0	17.90	.	0.047
23/ 1	F	8.0	2649.3	710.0	18.40	.	0.037
24/ 1	M	8.0	2711.3	730.0	20.10	.	0.065
25/ 1	M	8.0	3815.0	740.0	17.50	.	0.058
Mean		6.1	1819.2	599.4	18.70	.	0.048
Minim.		3.0	907.7	480.0	16.80	.	0.021
Maxim.		8.0	3815.0	740.0	21.10	.	0.097
St.dev		1.4	670.2	73.3	1.09	.	0.019
Count		25	25	25	25	.	25

274

Sample.No 01 : Liver and/or intestinal guts with larvae of Anisakis simplex Skin with ulceration, lymphocytic areas and/or lesions
Sample.No 02 : Liver and/or intestinal guts with larvae of Anisakis simplex Skin with ulceration, lymphocytic areas and/or lesions
Sample.No 03 : Muscle with signs of inner bleeding Liver and/or intestinal guts with larvae of Anisakis simplex Skin with ulceration, lymphocytic areas and/or lesions
Sample.No 04 : Muscle with signs of inner bleeding Liver and/or intestinal guts with larvae of Anisakis simplex Skin with ulceration, lymphocytic areas and/or lesions
Sample.No 05 : Skin with ulceration, lymphocytic areas and/or lesions Liver with signs of bleeding
Sample.No 06 : Muscle with signs of inner bleeding Liver and/or intestinal guts with larvae of Anisakis simplex Skin with ulceration, lymphocytic areas and/or lesions
Sample.No 07 : Muscle with signs of inner bleeding Gills with Lernaeocera copepods Liver and/or intestinal guts with larvae of Anisakis simplex Skin with ulceration, lymphocytic areas and/or lesions
Sample.No 08 : Muscle with signs of inner bleeding Gills with Lernaeocera copepods Skin with ulceration, lymphocytic areas and/or lesions
Sample.No 09 : Muscle with signs of inner bleeding Skin with ulceration, lymphocytic areas and/or lesions
Sample.No 10 : Muscle with signs of inner bleeding Gills with Lernaeocera copepods Liver and/or intestinal guts with larvae of Anisakis simplex Skin with ulceration, lymphocytic areas and/or lesions
Sample.No 11 : Muscle with signs of inner bleeding Liver and/or intestinal guts with larvae of Anisakis simplex Skin with ulceration, lymphocytic areas and/or lesions
Sample.No 12 : Muscle with signs of inner bleeding Liver and/or intestinal guts with larvae of Anisakis simplex Skin with ulceration, lymphocytic areas and/or lesions
Sample.No 13 : Muscle with signs of inner bleeding Liver and/or intestinal guts with larvae of Anisakis simplex Skin with ulceration, lymphocytic areas and/or lesions
Sample.No 14 : Muscle with signs of inner bleeding Liver and/or intestinal guts with larvae of Anisakis simplex Skin with ulceration, lymphocytic areas and/or lesions
Sample.No 15 : Muscle with signs of inner bleeding Liver and/or intestinal guts with larvae of Anisakis simplex Skin with ulceration, lymphocytic areas and/or lesions
Sample.No 16 : Liver and/or intestinal guts with larvae of Anisakis simplex Skin with ulceration, lymphocytic areas and/or lesions
Sample.No 17 : Skin with ulceration, lymphocytic areas and/or lesions
Sample.No 18 : Muscle with signs of inner bleeding Liver and/or intestinal guts with larvae of Anisakis simplex Skin with ulceration, lymphocytic areas and/or lesions
Sample.No 19 : Muscle with signs of inner bleeding Liver and/or intestinal guts with larvae of Anisakis simplex Skin with ulceration, lymphocytic areas and/or lesions
Sample.No 20 : Liver and/or intestinal guts with larvae of Anisakis simplex
Sample.No 21 : Liver and/or intestinal guts with larvae of Anisakis simplex Skin with ulceration, lymphocytic areas and/or lesions
Sample.No 22 : Skin with ulceration, lymphocytic areas and/or lesions
Sample.No 23 : Muscle with signs of inner bleeding Liver and/or intestinal guts with larvae of Anisakis simplex Skin with ulceration, lymphocytic areas and/or lesions
Sample.No 24 : Liver and/or intestinal guts with larvae of Anisakis simplex Skin with ulceration, lymphocytic areas and/or lesions
Sample.No 25 : Muscle with signs of inner bleeding Liver and/or intestinal guts with larvae of Anisakis simplex Skin with ulceration, lymphocytic areas and/or lesions

Species : GADU MOR, Gadus morhua, GB: Cod, N: Torsk.
Sample.area: J99 Undefined, Tissue : MUSCLE.
Locality : 46B Hammerfest area, Latitude: 70°50.00N, Longitude: 23°44.00E.
Catch,date : 1996-0201, Count: 25, Sample type: Bulked.

. Analytical Lab. ⇒						NIVA	NIVA	NIVA	NIVA	NIVA	NIVA	NIVA	NIVA	NIVA	NIVA	Σ(*)	Σ(*)	NIVA	NIVA	Σ(*)	NIVA	NIVA	Σ(*)	NIVA	NIVA
. Analysis Code. ⇒						341	341	341	341	341	341	341	341	341	341	!	!	341	341	!	341	341	!	341	341
____ Detection Limit ⇒						0.05	0.05	0.05	0.05	0.05	0.05	0.05	0.05	0.05	0.05	!	!	0.10	0.05	!	0.05	0.05	!	0.05	0.05
Samp/ Repl. no.	Sex F/M	Age year	Wght g	Lngt mm	Dry %	Fat %	CB28 ppb w.wt	CB52 ppb w.wt	CB101 ppb w.wt	CB105 ppb w.wt	CB118 ppb w.wt	CB138 ppb w.wt	CB153 ppb w.wt	CB156 ppb w.wt	CB180 ppb w.wt	CB209 ppb w.wt	CB_Σ7 ppb w.wt	CB_ΣΣ ppb w.wt	DDEPP ppb w.wt	TDEPP ppb w.wt	DD_Σn ppb w.wt	HCHA ppb w.wt	HCHG ppb w.wt	HC_Σn ppb w.wt	HCB ppb w.wt	QCB ppb w.wt
26/ 1	X	4.0	1073.6	506.0	18.80	0.38	0.06	0.21	0.22	0.16	0.41	0.44	0.60	0.07	0.17	<0.03	2.1	<2.4	<0.03	<0.03	<0.03	<0.03	<0.03	<0.03	0.33	0.03
27/ 1	X	6.0	1447.4	556.0	17.90	0.30	0.03	0.10	0.10	0.07	0.16	0.19	0.27	0.03	0.07	<0.03	0.9	<1.1	<0.03	<0.03	<0.03	<0.03	<0.03	<0.03	0.18	<0.03
28/ 1	X	6.0	1705.8	590.0	19.70	0.37	<0.03	0.18	0.13	0.12	0.29	0.24	0.29	0.04	0.08	<0.03	<1.2	<1.4	<0.03	<0.03	<0.03	<0.03	<0.03	<0.03	0.42	0.04
29/ 1	X	7.0	2046.8	637.0	18.40	0.37	<0.03	0.20	0.13	0.08	0.21	0.22	0.29	0.03	0.08	<0.03	<1.2	<1.3	<0.03	<0.03	<0.03	<0.03	<0.03	<0.03	0.34	0.03
30/ 1	X	8.0	2822.5	708.0	18.60	0.37	0.03	0.13	0.12	0.09	0.22	0.20	0.25	0.03	0.06	<0.03	1.0	<1.2	<0.03	<0.03	<0.03	<0.03	<0.03	<0.03	0.29	0.04
Mean		6.2	1819.2	599.4	18.68	0.36	<<0.04	0.16	0.14	0.10	0.26	0.26	0.34	0.04	0.09	<<0.03	<<1.3	<<1.5	<<0.03	<<0.03	<<0.03	<<0.03	<<0.03	<<0.03	0.31	<0.03
Minim.		4.0	1073.6	506.0	17.90	0.30	<0.03	0.10	0.10	0.07	0.16	0.19	0.25	0.03	0.06	<0.03	0.9	<1.1	<0.03	<0.03	<0.03	<0.03	<0.03	<0.03	0.18	<0.03
Maxim.		8.0	2822.5	708.0	19.70	0.38	0.06	0.21	0.22	0.16	0.41	0.44	0.60	0.07	0.17	<0.03	2.1	<2.4	<0.03	<0.03	<0.03	<0.03	<0.03	<0.03	0.42	0.04
St.dev		1.5	664.3	77.3	0.66	0.03	~0.01	0.05	0.05	0.04	0.10	0.10	0.15	0.02	0.04	~0.00	~0.5	~0.5	~0.00	~0.00	~0.00	~0.00	~0.00	~0.00	0.09	~0.01
Count		5	5	5	5	5	5	5	5	5	5	5	5	5	5	5	5	5	5	5	5	5	5	5	5	5

275

. Analytical Lab. ⇒					NIVA
. Analysis Code. ⇒					341
Detection Limit ⇒					0.05
Samp/ Repl. no.	Sex F/M	Age year	Wght g	Lngt mm	OCS ppb w.wt
26/ 1	X	4.0	1073.6	506.0	<0.03
27/ 1	X	6.0	1447.4	556.0	<0.03
28/ 1	X	6.0	1705.8	590.0	<0.03
29/ 1	X	7.0	2046.8	637.0	<0.03
30/ 1	X	8.0	2822.5	708.0	<0.03
Mean		6.2	1819.2	599.4	<<0.03
Minim.		4.0	1073.6	506.0	<0.03
Maxim.		8.0	2822.5	708.0	<0.03
St.dev		1.5	664.3	77.3	~0.00
Count		5	5	5	5

Sample.No 26 : Bulk of NIVA nos.: 1,2,3,4,5
Sample.No 27 : Bulk of NIVA nos.: 6,7,8,9,10
Sample.No 28 : Bulk of NIVA nos.: 11,12,13,14,15
Sample.No 29 : Bulk of NIVA nos.: 16,17,18,19,20
Sample.No 30 : Bulk of NIVA nos.: 21,22,23,24,25

Species : GADU MOR, Gadus morhua, GB: Cod, N: Torsk.
Sample.area: J99 Undefined, Tissue : MUSCLE.
Locality : 10B Varangerfjorden, Latitude: 69°56.00N, Longitude: 29°40.00E.
Catch,date : 1994-1130, Count: 21, Sample type: Individual.

. Analytical Lab. ⇒							NIVA	NIVA	NIVA	NIVA	NIVA	NIVA	NIVA	NIVA	NIVA	NIVA	NIVA	Σ(*)	Σ(*)	NIVA	NIVA	Σ(*)	NIVA	NIVA	Σ(*)	NIVA
. Analysis Code. ⇒							310	341	341	341	341	341	341	341	341	341	341	!	!	341	341	!	341	341	!	341
Detection Limit ⇒							0.005	0.05	0.05	0.05	0.05	0.05	0.05	0.05	0.05	0.05	0.05	!	!	0.10	0.05	!	0.05	0.05	!	0.05
Samp/ Repl. no.	Sex F/M	Age year	Wght g	Lngt mm	Dry %	Fat %	Hg ppm w.wt	CB28 ppb w.wt	CB52 ppb w.wt	CB101 ppb w.wt	CB105 ppb w.wt	CB118 ppb w.wt	CB138 ppb w.wt	CB153 ppb w.wt	CB156 ppb w.wt	CB180 ppb w.wt	CB209 ppb w.wt	CB_Σ7 ppb w.wt	CB_ΣΣ ppb w.wt	DDEPP ppb w.wt	TDEPP ppb w.wt	DD_Σn ppb w.wt	HCHA ppb w.wt	HCHG ppb w.wt	HC_Σn ppb w.wt	HCB ppb w.wt
01/ 1	F	5.0	602.9	425.0	19.10	0.26	0.053	<0.03	0.06	0.17	0.14	0.35	0.40	0.41	0.05	0.09	<0.03	<1.5	<1.7	0.74	0.18	0.92	0.04	<0.03	<0.07	0.16
02/ 1	F	6.0	672.3	435.0	19.20	.	0.024	.	.	.	.	.	.	.	.	.	.	.	.	.	.	.	.	.	.	.
03/ 1		6.0	668.8	440.0	18.10	.	0.033	.	.	.	.	.	.	.	.	.	.	.	.	.	.	.	.	.	.	.
04/ 1		5.0	779.1	455.0	18.50	.	0.037	.	.	.	.	.	.	.	.	.	.	.	.	.	.	.	.	.	.	.
05/ 1	M	6.0	912.4	460.0	17.80	.	0.044	.	.	.	.	.	.	.	.	.	.	.	.	.	.	.	.	.	.	.
06/ 1	F	7.0	866.2	485.0	16.80	.	0.092	.	.	.	.	.	.	.	.	.	.	.	.	.	.	.	.	.	.	.
07/ 1	F	6.0	1234.6	500.0	19.50	.	0.056	.	.	.	.	.	.	.	.	.	.	.	.	.	.	.	.	.	.	.
08/ 1	F	6.0	1331.8	505.0	18.40	.	0.027	.	.	.	.	.	.	.	.	.	.	.	.	.	.	.	.	.	.	.
09/ 1		6.0	980.7	505.0	19.60	.	0.049	.	.	.	.	.	.	.	.	.	.	.	.	.	.	.	.	.	.	.
10/ 1	F	7.0	1214.1	510.0	19.20	.	0.044	.	.	.	.	.	.	.	.	.	.	.	.	.	.	.	.	.	.	.
11/ 1	F	6.0	1422.4	540.0	18.50	.	0.034	.	.	.	.	.	.	.	.	.	.	.	.	.	.	.	.	.	.	.
12/ 1	M	6.0	1383.4	545.0	19.00	.	0.056	.	.	.	.	.	.	.	.	.	.	.	.	.	.	.	.	.	.	.
13/ 1		7.0	1395.1	575.0	18.20	.	0.030	.	.	.	.	.	.	.	.	.	.	.	.	.	.	.	.	.	.	.
14/ 1	M	8.0	1882.7	590.0	18.40	.	0.056	.	.	.	.	.	.	.	.	.	.	.	.	.	.	.	.	.	.	.
15/ 1	M	8.0	2127.6	615.0	18.40	.	0.032	.	.	.	.	.	.	.	.	.	.	.	.	.	.	.	.	.	.	.
16/ 1	M	7.0	2310.9	625.0	18.50	.	0.039	.	.	.	.	.	.	.	.	.	.	.	.	.	.	.	.	.	.	.
17/ 1	F	8.0	1817.7	630.0	18.20	.	0.036	.	.	.	.	.	.	.	.	.	.	.	.	.	.	.	.	.	.	.
18/ 1	M	8.0	2063.0	650.0	16.30	.	0.232	.	.	.	.	.	.	.	.	.	.	.	.	.	.	.	.	.	.	.
19/ 1	M	8.0	2771.6	680.0	16.80	.	0.091	.	.	.	.	.	.	.	.	.	.	.	.	.	.	.	.	.	.	.
20/ 1	M	9.0	4662.7	750.0	19.90	.	0.055	.	.	.	.	.	.	.	.	.	.	.	.	.	.	.	.	.	.	.
21/ 1	M	10.0	4234.1	780.0	16.50	.	0.133	.	.	.	.	.	.	.	.	.	.	.	.	.	.	.	.	.	.	.
Mean		6.9	1682.6	557.1	18.33	0.26	0.060	<0.03	0.06	0.17	0.14	0.35	0.40	0.41	0.05	0.09	<0.03	<1.5	<1.7	0.74	0.18	0.92	0.04	<0.03	<0.07	0.16
Minim.		5.0	602.9	425.0	16.30	0.26	0.024	<0.03	0.06	0.17	0.14	0.35	0.40	0.41	0.05	0.09	<0.03	<1.5	<1.7	0.74	0.18	0.92	0.04	<0.03	<0.07	0.16
Maxim.		10.0	4662.7	780.0	19.90	0.26	0.232	<0.03	0.06	0.17	0.14	0.35	0.40	0.41	0.05	0.09	<0.03	<1.5	<1.7	0.74	0.18	0.92	0.04	<0.03	<0.07	0.16
St.dev		1.3	1094.1	101.9	1.02	.	0.047	.	.	.	.	.	.	.	.	.	.	.	.	.	.	.	.	.	.	.
Count		21	21	21	21	1	21	1	1	1	1	1	1	1	1	1	1	1	1	1	1	1	1	1	1	1

276

Tab.width cont'd GADU MOR, MU, J99, 10B Varangerfjorden, 1994-1130.

. Analytical Lab. =>					NIVA	NIVA
. Analysis Code. =>					341	341
Detection Limit =>					0.05	0.05
Samp/ Repl. no.	Sex F/M	Age year	Wght g	Lngt mm	QCB ppb w.wt	OCS ppb w.wt
01/ 1	F	5.0	602.9	425.0	<0.03	<0.03
02/ 1	F	6.0	672.3	435.0	.	.
03/ 1		6.0	668.8	440.0	.	.
04/ 1		5.0	779.1	455.0	.	.
05/ 1	M	6.0	912.4	460.0	.	.
06/ 1	F	7.0	866.2	485.0	.	.
07/ 1	F	6.0	1234.6	500.0	.	.
08/ 1	F	6.0	1331.8	505.0	.	.
09/ 1		6.0	980.7	505.0	.	.
10/ 1	F	7.0	1214.1	510.0	.	.
11/ 1	F	6.0	1422.4	540.0	.	.
12/ 1	M	6.0	1383.4	545.0	.	.
13/ 1		7.0	1395.1	575.0	.	.
14/ 1	M	8.0	1882.7	590.0	.	.
15/ 1	M	8.0	2127.6	615.0	.	.
16/ 1	M	7.0	2310.9	625.0	.	.
17/ 1	F	8.0	1817.7	630.0	.	.
18/ 1	M	8.0	2063.0	650.0	.	.
19/ 1	M	8.0	2771.6	680.0	.	.
20/ 1	M	9.0	4662.7	750.0	.	.
21/ 1	M	10.0	4234.1	780.0	.	.
Mean		6.9	1682.6	557.1	<0.03	<0.03
Minim.		5.0	602.9	425.0	<0.03	<0.03
Maxim.		10.0	4662.7	780.0	<0.03	<0.03
St.dev		1.3	1094.1	101.9	.	.
Count		21	21	21	1	1

Sample.No 01 : Liver and/or intestinal guts with larvae of Anisakis simplex
Sample.No 02 : Liver and/or intestinal guts with larvae of Anisakis simplex Liver with signs of bleeding
Sample.No 03 : Liver and/or intestinal guts with larvae of Anisakis simplex Liver with signs of bleeding
Sample.No 04 : Liver and/or intestinal guts with larvae of Anisakis simplex
Sample.No 05 : Liver and/or intestinal guts with larvae of Anisakis simplex
Sample.No 06 : Liver and/or intestinal guts with larvae of Anisakis simplex
Sample.No 07 : Liver and/or intestinal guts with larvae of Anisakis simplex
Sample.No 08 : Liver and/or intestinal guts with larvae of Anisakis simplex
Sample.No 09 : Liver and/or intestinal guts with larvae of Anisakis simplex
Sample.No 10 : Liver and/or intestinal guts with larvae of Anisakis simplex
Sample.No 11 : Liver and/or intestinal guts with larvae of Anisakis simplex
Sample.No 12 : Liver and/or intestinal guts with larvae of Anisakis simplex
Sample.No 13 : Liver and/or intestinal guts with larvae of Anisakis simplex Liver with signs of bleeding Signs of mechanical damage (e.g., net wounds)
Sample.No 14 : Liver and/or intestinal guts with larvae of Anisakis simplex
Sample.No 15 : Liver and/or intestinal guts with larvae of Anisakis simplex Signs of mechanical damage (e.g., net wounds)
Sample.No 16 : Liver and/or intestinal guts with larvae of Anisakis simplex
Sample.No 17 : Liver and/or intestinal guts with larvae of Anisakis simplex
Sample.No 18 : Liver and/or intestinal guts with larvae of Anisakis simplex Signs of mechanical damage (e.g., net wounds)
Sample.No 19 : Muscle with signs of inner bleeding Liver and/or intestinal guts with larvae of Anisakis simplex
Sample.No 20 : Liver and/or intestinal guts with larvae of Anisakis simplex
Sample.No 21 : Muscle with signs of inner bleeding Liver and/or intestinal guts with larvae of Anisakis simplex

Species : GADU MOR, Gadus morhua, GB: Cod, N: Torsk.
Sample.area: J99 Undefined, Tissue : MUSCLE.
Locality : 10B Varangerfjorden, Latitude: 69°56.00N, Longitude: 29°40.00E.
Catch,date : 1994-1130, Count: 21, Sample type: Bulked.

. Analytical Lab. ⇒						NIVA	NIVA	NIVA	NIVA	NIVA	NIVA	NIVA	NIVA	NIVA	NIVA	Σ(*)	Σ(*)	NIVA	NIVA	Σ(*)	NIVA	NIVA	Σ(*)	NIVA	NIVA
. Analysis Code. ⇒						341	341	341	341	341	341	341	341	341	341	!	!	341	341	!	341	341	!	341	341
____ Detection Limit ⇒						0.05	0.05	0.05	0.05	0.05	0.05	0.05	0.05	0.05	0.05	!	!	0.10	0.05	!	0.05	0.05	!	0.05	0.05
Samp/ Repl. no.	Sex F/M	Age year	Wght g	Lngt mm	Dry %	Fat %	CB28 ppb w.wt	CB52 ppb w.wt	CB101 ppb w.wt	CB105 ppb w.wt	CB118 ppb w.wt	CB138 ppb w.wt	CB153 ppb w.wt	CB156 ppb w.wt	CB180 ppb w.wt	CB209 ppb w.wt	CB_Σ7 ppb w.wt	CB_ΣΣ ppb w.wt	DDEPP ppb w.wt	TDEPP ppb w.wt	DD_Σn ppb w.wt	HCHA ppb w.wt	HCHG ppb w.wt	HC_Σn ppb w.wt	HCB ppb w.wt	QCB ppb w.wt
22/ 1	X	6.0	779.8	455.0	.	0.27	<0.03	0.07	0.24	0.22	0.57	0.84	0.99	0.09	0.24	<0.03	<3.0	<3.3	1.51	0.19	1.70	0.03	<0.03	<0.06	0.13	<0.03
23/ 1	F	6.0	1236.7	512.0	.	0.32	<0.03	0.05	0.12	0.11	0.27	0.34	0.38	0.04	0.09	<0.03	<1.3	<1.4	0.64	0.14	0.78	0.04	0.04	0.08	0.17	<0.03
24/ 1	M	7.0	1820.0	590.0	.	0.30	<0.03	0.05	0.17	0.14	0.37	0.49	0.55	0.05	0.12	<0.03	<1.8	<2.0	0.55	0.09	0.64	<0.03	<0.03	<0.03	0.13	<0.03
25/ 1	M	9.0	3109.8	698.0	.	0.29	0.03	0.11	0.69	0.70	1.86	2.61	2.92	0.30	0.76	<0.03	9.0	<10.0	3.45	0.36	3.81	0.03	<0.03	<0.06	0.17	<0.03
Mean		7.0	1736.6	563.8	.	0.30	<<0.03	0.07	0.31	0.29	0.77	1.07	1.21	0.12	0.30	<<0.03	<<3.8	<<4.2	1.54	0.20	1.73	<<0.03	<<0.03	<<0.06	0.15	<<0.03
Minim.		6.0	779.8	455.0	.	0.27	<0.03	0.05	0.12	0.11	0.27	0.34	0.38	0.04	0.09	<0.03	<1.3	<1.4	0.55	0.09	0.64	<0.03	<0.03	<0.03	0.13	<0.03
Maxim.		9.0	3109.8	698.0	.	0.32	0.03	0.11	0.69	0.70	1.86	2.61	2.92	0.30	0.76	<0.03	9.0	<10.0	3.45	0.36	3.81	0.04	0.04	0.08	0.17	<0.03
St.dev		1.4	1009.6	105.2	.	0.02	~0.00	0.03	0.26	0.28	0.74	1.05	1.17	0.12	0.31	~0.00	~3.6	~4.0	1.35	0.12	1.46	~0.00	~0.00	~0.02	0.02	~0.00
Count		4	4	4	.	4	4	4	4	4	4	4	4	4	4	4	4	4	4	4	4	4	4	4	4	4

Tab.width cont'd GADU MOR, MU, J99, 10B Varangerfjorden, 1994-1130.

. Analytical Lab. ⇒					NIVA
. Analysis Code. ⇒					341
____ Detection Limit ⇒					0.05
Samp/ Repl. no.	Sex F/M	Age year	Wght g	Lngt mm	OCS ppb w.wt
22/ 1	X	6.0	779.8	455.0	<0.03
23/ 1	F	6.0	1236.7	512.0	<0.03
24/ 1	M	7.0	1820.0	590.0	<0.03
25/ 1	M	9.0	3109.8	698.0	0.04
Mean		7.0	1736.6	563.8	<<0.03
Minim.		6.0	779.8	455.0	<0.03
Maxim.		9.0	3109.8	698.0	0.04
St.dev		1.4	1009.6	105.2	~0.00
Count		4	4	4	4

278

Species : GADU MOR, Gadus morhua, GB: Cod, N: Torsk.
Sample.area: J99 Undefined, Tissue : MUSCLE.
Locality : 10B Varangerfjorden, Latitude: 69°56.00N, Longitude: 29°40.00E.
Catch,date : 1995-1115, Count: 25, Sample type: Individual.

. Analytical Lab. =>							NIVA
. Analysis Code. =>							310
Detection Limit =>							0.005
Samp/ Repl. no.	Sex F/M	Age year	Wght g	Lngt mm	Dry %	Fat %	Hg ppm w.wt
01/ 1		4.0	460.2	380.0	19.80	.	0.028
02/ 1	M	6.0	592.7	410.0	21.80	.	0.030
03/ 1	M	5.0	771.4	450.0	20.70	.	0.039
04/ 1	F	5.0	892.8	470.0	18.80	.	0.028
05/ 1	M	6.0	1034.4	480.0	20.20	.	0.020
06/ 1	F	6.0	1201.2	490.0	21.10	.	0.044
07/ 1	F	6.0	1063.1	500.0	21.40	.	0.040
08/ 1	F	6.0	1240.5	510.0	19.70	.	0.036
09/ 1	M	6.0	1256.0	520.0	21.20	.	0.032
10/ 1	M	7.0	1669.0	520.0	19.00	.	0.048
11/ 1	M	5.0	1560.1	545.0	18.30	.	0.030
12/ 1	M	6.0	1561.2	555.0	20.70	.	0.097
13/ 1	F	6.0	1389.7	555.0	19.20	.	0.033
14/ 1	F	6.0	1357.7	560.0	19.00	.	0.109
15/ 1	F	6.0	1711.1	570.0	18.40	.	0.061
16/ 1	M	7.0	1932.4	590.0	20.10	.	0.027
17/ 1	F	6.0	1687.5	600.0	17.70	.	0.061
18/ 1	M	6.0	1486.7	600.0	19.40	.	0.041
19/ 1	M	6.0	2126.4	620.0	18.30	.	0.076
20/ 1	F	6.0	2272.0	640.0	16.90	.	0.044
21/ 1	M	8.0	2402.8	640.0	16.60	.	0.049
22/ 1	M	7.0	2294.6	650.0	17.40	.	0.025
23/ 1	F	8.0	2431.8	680.0	17.70	.	0.051
24/ 1	F	8.0	3039.4	690.0	19.80	.	0.054
25/ 1	F	7.0	3030.6	710.0	19.80	.	0.096
Mean		6.2	1618.6	557.4	19.32	.	0.048
Minim.		4.0	460.2	380.0	16.60	.	0.020
Maxim.		8.0	3039.4	710.0	21.80	.	0.109
St.dev		1.0	690.0	86.2	1.43	.	0.024
Count		25	25	25	25	.	25

279

Sample.No 02 : Muscle with signs of inner bleeding
Sample.No 03 : Skin and/or oral cavity with caligiform and/or Liver and/or intestinal guts with larvae of Anisakis simplex
Sample.No 04 : Liver and/or intestinal guts with larvae of Anisakis simplex
Sample.No 05 : Muscle with signs of inner bleeding Liver and/or intestinal guts with larvae of Anisakis simplex Skin with red film and/or uneven pigmentations
Sample.No 06 : Liver and/or intestinal guts with larvae of Anisakis simplex
Sample.No 07 : Muscle with signs of inner bleeding Liver and/or intestinal guts with larvae of Anisakis simplex
Sample.No 08 : Liver and/or intestinal guts with larvae of Anisakis simplex
Sample.No 09 : Muscle with signs of inner bleeding Liver and/or intestinal guts with larvae of Anisakis simplex
Sample.No 10 : Liver and/or intestinal guts with larvae of Anisakis simplex Skin and/or oral cavity with caligiform and/or
Sample.No 11 : Muscle with signs of inner bleeding Liver and/or intestinal guts with larvae of Anisakis simplex
Sample.No 12 : Liver and/or intestinal guts with larvae of Anisakis simplex
Sample.No 13 : Muscle with signs of inner bleeding Liver and/or intestinal guts with larvae of Anisakis simplex Liver with necrotic areas and/or discolouration
Sample.No 14 : Skin and/or oral cavity with caligiform and/or Liver and/or intestinal guts with larvae of Anisakis simplex
Sample.No 15 : Muscle with signs of inner bleeding Skin with ulceration, lymphocytic areas and/or lesions Liver and/or intestinal guts with larvae of Anisakis simplex
Sample.No 16 : Skin and/or oral cavity with caligiform and/or Liver and/or intestinal guts with larvae of Anisakis simplex
Sample.No 17 : Muscle with signs of inner bleeding Liver and/or intestinal guts with larvae of Anisakis simplex
Sample.No 18 : Liver and/or intestinal guts with larvae of Anisakis simplex
Sample.No 19 : Muscle with signs of inner bleeding Liver and/or intestinal guts with larvae of Anisakis simplex
Sample.No 20 : Muscle with signs of inner bleeding Liver and/or intestinal guts with larvae of Anisakis simplex
Sample.No 21 : Muscle with signs of inner bleeding Liver and/or intestinal guts with larvae of Anisakis simplex
Sample.No 22 : Muscle with signs of inner bleeding Liver and/or intestinal guts with larvae of Anisakis simplex Skin and/or oral cavity with caligiform and/or
Sample.No 23 : Muscle with signs of inner bleeding Liver and/or intestinal guts with larvae of Anisakis simplex
Sample.No 24 : Liver and/or intestinal guts with larvae of Anisakis simplex
Sample.No 25 : Liver and/or intestinal guts with larvae of Anisakis simplex

280

Species : **GADU MOR**, Gadus morhua, GB: Cod, N: Torsk.
Sample.area: **J99 Undefined**, Tissue : **MUSCLE.**
Locality : **10B Varangerfjorden**, Latitude: 69°56.00N, Longitude: 29°40.00E.
Catch,date : **1995-1115**, Count: 25, Sample type: **Bulked.**

. Analytical Lab. =>						NIVA	NIVA	NIVA	NIVA	NIVA	NIVA	NIVA	NIVA	NIVA	NIVA	Σ(*)	Σ(*)	NIVA	NIVA	Σ(*)	NIVA	NIVA	Σ(*)	NIVA	NIVA
. Analysis Code. =>						341	341	341	341	341	341	341	341	341	341	!	!	341	341	!	341	341	!	341	341
____ Detection Limit =>						0.05	0.05	0.05	0.05	0.05	0.05	0.05	0.05	0.05	0.05	!	!	0.10	0.05	!	0.05	0.05	!	0.05	0.05
Samp/ Repl. no.	Sex F/M	Age year	Wght g	Lngt mm	Dry %	Fat %	CB28 ppb w.wt	CB52 ppb w.wt	CB101 ppb w.wt	CB105 ppb w.wt	CB118 ppb w.wt	CB138 ppb w.wt	CB153 ppb w.wt	CB156 ppb w.wt	CB180 ppb w.wt	CB209 ppb w.wt	CB_Σ7 ppb w.wt	CB_ΣΣ ppb w.wt	DDEPP ppb w.wt	TDEPP ppb w.wt	DD_Σn ppb w.wt	HCHA ppb w.wt	HCHG ppb w.wt	HC_Σn ppb w.wt	HCB ppb w.wt	QCB ppb w.wt
26/ 1	X	5.0	750.3	438.0	20.30	0.31	<0.03	0.06	0.24	0.21	0.48	0.65	0.85	0.08	0.19	<0.03	<2.5	<2.8	0.99	0.16	1.15	0.03	0.14	0.17	0.11	<0.03
27/ 1	X	6.0	1286.0	508.0	20.50	0.31	<0.03	0.07	0.09	0.08	0.18	0.22	0.23	0.03	0.05	<0.03	<0.9	<1.0	0.28	0.07	0.35	0.03	0.16	0.19	0.10	<0.03
28/ 1	X	6.0	1516.0	557.0	19.10	0.29	<0.03	0.14	0.49	0.32	1.48	3.63	4.02	0.24	1.04	<0.03	<10.8	<11.4	4.49	0.53	5.02	<0.03	0.16	<0.19	0.11	<0.03
29/ 1	X	6.0	1901.0	610.0	18.50	0.29	<0.03	0.09	0.17	0.16	0.32	0.43	0.49	0.05	0.12	<0.03	<1.7	<1.9	0.67	0.14	0.81	0.03	0.15	0.18	0.14	<0.03
30/ 1	X	8.0	2639.8	674.0	18.30	0.31	<0.03	0.09	0.68	0.94	1.77	2.05	1.66	0.25	0.28	<0.03	<6.6	<7.8	0.68	0.19	0.87	0.03	0.15	0.18	0.12	<0.03
Mean		6.2	1618.6	557.4	19.34	0.30	<<0.03	0.09	0.33	0.34	0.85	1.40	1.45	0.13	0.34	<<0.03	<<4.5	<<5.0	1.42	0.22	1.64	<0.03	0.15	<0.18	0.12	<<0.03
Minim.		5.0	750.3	438.0	18.30	0.29	<0.03	0.06	0.09	0.08	0.18	0.22	0.23	0.03	0.05	<0.03	<0.9	<1.0	0.28	0.07	0.35	<0.03	0.14	0.17	0.10	<0.03
Maxim.		8.0	2639.8	674.0	20.50	0.31	<0.03	0.14	0.68	0.94	1.77	3.63	4.02	0.25	1.04	<0.03	<10.8	<11.4	4.49	0.53	5.02	0.03	0.16	0.19	0.14	<0.03
St.dev		1.1	706.7	90.9	1.01	0.01	~0.00	0.03	0.24	0.35	0.73	1.44	1.53	0.11	0.40	~0.00	~4.2	~4.5	1.73	0.18	1.91	~0.00	0.01	~0.01	0.02	~0.00
Count		5	5	5	5	5	5	5	5	5	5	5	5	5	5	5	5	5	5	5	5	5	5	5	5	5

Tab.width cont'd GADU MOR, MU, J99, 10B Varangerfjorden, 1995-1115.

Samp/ Repl. no.	Sex F/M	Age year	Wght g	Lngt mm	OCS ppb w.wt
.		Analytical Lab. =>			NIVA
.		Analysis Code. =>			341
		Detection Limit =>			0.05
26/ 1	X	5.0	750.3	438.0	<0.03
27/ 1	X	6.0	1286.0	508.0	<0.03
28/ 1	X	6.0	1516.0	557.0	<0.03
29/ 1	X	6.0	1901.0	610.0	<0.03
30/ 1	X	8.0	2639.8	674.0	<0.03
Mean		6.2	1618.6	557.4	<<0.03
Minim.		5.0	750.3	438.0	<0.03
Maxim.		8.0	2639.8	674.0	<0.03
St.dev		1.1	706.7	90.9	~0.00
Count		5	5	5	5

Species : GADU MOR, Gadus morhua, GB: Cod, N: Torsk.
Sample.area: J99 Undefined, Tissue : MUSCLE.
Locality : 10B Varangerfjorden, Latitude: 69°56.00N, Longitude: 29°40.00E.
Catch,date : 1997-0215, Count: 25, Sample type: Individual.

Samp/ Repl. no.	Sex F/M	Age year	Wght g	Lngt mm	Mean Weight g	Dry %	Fat %	Hg ppm w.wt
.		Analytical Lab. =>						NIVA
.		Analysis Code. =>						310
		Detection Limit =>						0.005
01/ 1	F	4.0	462.0	370.0	50.8	19.90	.	0.026
02/ 1		4.0	456.0	370.0	55.3	18.50	.	0.042
03/ 1	F	4.0	492.0	380.0	58.7	19.30	.	0.034
04/ 1	F	4.0	468.0	395.0	51.5	18.50	.	0.033
05/ 1	M	5.0	574.0	410.0	52.0	19.60	.	0.025
06/ 1		5.0	688.0	415.0	51.3	19.00	.	0.023
07/ 1	F	5.0	705.0	420.0	53.4	19.90	.	0.015
08/ 1	F	4.5	685.0	425.0	51.7	19.50	.	0.021
09/ 1	M	5.0	1043.0	475.0	53.9	19.30	.	0.027
10/ 1	M	8.0	1365.0	490.0	52.7	18.90	.	0.056
11/ 1	M	7.0	1101.0	500.0	52.5	19.30	.	0.084
12/ 1	M	5.0	1187.0	505.0	53.6	20.10	.	0.030
13/ 1	M	7.0	1159.0	510.0	52.6	19.80	.	0.062
14/ 1	M	7.0	1287.0	510.0	57.8	19.00	.	0.077
15/ 1	M	6.0	1243.0	520.0	54.2	19.90	.	0.038
16/ 1	M	7.0	1307.0	535.0	53.8	19.10	.	0.091
17/ 1	F	7.0	1602.0	535.0	52.9	18.90	.	0.087
18/ 1	M	8.0	1435.0	540.0	56.5	19.90	.	0.041
19/ 1	F	8.0	1674.0	545.0	54.4	20.10	.	0.068
20/ 1	M	6.0	1524.0	550.0	56.6	19.00	.	0.060
21/ 1	M	8.0	1773.0	590.0	56.6	19.80	.	0.027
22/ 1	M	8.0	1936.0	600.0	58.6	19.40	.	0.037
23/ 1	M	7.0	1875.0	610.0	57.9	19.50	.	0.037
24/ 1	M	8.0	2173.0	640.0	56.7	20.30	.	0.030
25/ 1	M	7.0	1851.0	650.0	58.5	18.80	.	0.026
Mean		6.2	1202.6	499.6	54.6	19.41	.	0.044
Minim.		4.0	456.0	370.0	50.8	18.50	.	0.015
Maxim.		8.0	2173.0	650.0	58.7	20.30	.	0.091
St.dev		1.5	525.5	83.9	2.5	0.51	.	0.023
Count		25	25	25	25	25	.	25

281

Sample.No 01 : Liver and/or intestinal guts with larvae of Anisakis simplex
Sample.No 02 : Muscle with signs of inner bleeding Liver and/or intestinal guts with larvae of Anisakis simplex
Sample.No 03 : Gills with Lernaeocera copepods Liver and/or intestinal guts with larvae of Anisakis simplex
Sample.No 04 : Liver and/or intestinal guts with larvae of Anisakis simplex
Sample.No 05 : Liver and/or intestinal guts with larvae of Anisakis simplex
Sample.No 06 : Liver and/or intestinal guts with larvae of Anisakis simplex
Sample.No 07 : Liver and/or intestinal guts with larvae of Anisakis simplex
Sample.No 08 : Gills with Lernaeocera copepods Liver and/or intestinal guts with larvae of Anisakis simplex
Sample.No 09 : Liver and/or intestinal guts with larvae of Anisakis simplex
Sample.No 10 : Muscle with signs of inner bleeding Liver and/or intestinal guts with larvae of Anisakis simplex
Sample.No 11 : Liver and/or intestinal guts with larvae of Anisakis simplex
Sample.No 12 : Liver and/or intestinal guts with larvae of Anisakis simplex Liver with signs of bleeding
Sample.No 13 : Muscle with signs of inner bleeding Liver and/or intestinal guts with larvae of Anisakis simplex
Sample.No 14 : Muscle with signs of inner bleeding Liver and/or intestinal guts with larvae of Anisakis simplex
Sample.No 15 : Muscle with signs of inner bleeding Liver and/or intestinal guts with larvae of Anisakis simplex Liver with signs of bleeding
Sample.No 16 : Muscle with signs of inner bleeding Liver and/or intestinal guts with larvae of Anisakis simplex
Sample.No 17 : Muscle with signs of inner bleeding Liver and/or intestinal guts with larvae of Anisakis simplex
Sample.No 18 : Muscle with signs of inner bleeding Liver and/or intestinal guts with larvae of Anisakis simplex
Sample.No 19 : Muscle with signs of inner bleeding Liver and/or intestinal guts with larvae of Anisakis simplex Gills with Lernaeocera copepods
Sample.No 20 : Muscle with signs of inner bleeding Liver and/or intestinal guts with larvae of Anisakis simplex
Sample.No 21 : Muscle with signs of inner bleeding Liver and/or intestinal guts with larvae of Anisakis simplex
Sample.No 22 : Muscle with signs of inner bleeding Liver and/or intestinal guts with larvae of Anisakis simplex
Sample.No 23 : Muscle with signs of inner bleeding Liver and/or intestinal guts with larvae of Anisakis simplex
Sample.No 24 : Muscle with signs of inner bleeding Liver and/or intestinal guts with larvae of Anisakis simplex
Sample.No 25 : Liver and/or intestinal guts with larvae of Anisakis simplex Liver with necrotic areas and/or discolouration Signs of mechanical damage (e.g., net wounds) Liver with necrotic cysts or tumors

282

Species : GADU MOR, Gadus morhua, GB: Cod, N: Torsk.
Sample.area: J99 Undefined, Tissue : MUSCLE.
Locality : 10B Varangerfjorden, Latitude: 69°56.00N, Longitude: 29°40.00E.
Catch,date : 1997-0215, Count: 25, Sample type: Bulked.

. Analytical Lab. =>						NIVA	NIVA	NIVA	NIVA	NIVA	NIVA	NIVA	NIVA	NIVA	NIVA	Σ(*)	Σ(*)	NIVA	NIVA	Σ(*)	NIVA	NIVA	Σ(*)	NIVA
. Analysis Code. =>						341	341	341	341	341	341	341	341	341	341	!	!	341	341	!	341	341	!	341
Detection Limit =>						0.05	0.05	0.05	0.05	0.05	0.05	0.05	0.05	0.05	0.05	!	!	0.10	0.05	!	0.05	0.05	!	0.05
Samp/ Repl. no.	Sex F/M	Age year	Wght g	Lngt mm	Mean Weight g	Dry %	Fat %	CB28 ppb w.wt	CB52 ppb w.wt	CB101 ppb w.wt	CB105 ppb w.wt	CB118 ppb w.wt	CB138 ppb w.wt	CB153 ppb w.wt	CB156 ppb w.wt	CB180 ppb w.wt	CB209 ppb w.wt	CB_Σ7 ppb w.wt	CB_ΣΣ ppb w.wt	DDEPP ppb w.wt	TDEPP ppb w.wt	DD_Σn ppb w.wt	HCHA ppb w.wt	HCHG ppb w.wt	HC_Σn ppb w.wt	HCB ppb w.wt
26/ 1	X	4.2	490.0	385.0	53.7	.	0.34	<0.03	miss	0.04	0.03	0.06	0.09	0.11	<0.03	<0.03	<0.03	<0.3	<0.4	0.12	0.04	0.16	0.03	0.06	0.09	0.09
27/ 1	X	5.5	897.2	445.0	52.5	.	0.24	<0.03	<0.03	0.05	0.04	0.08	0.09	0.10	<0.03	<0.03	<0.03	<0.4	<0.4	0.09	0.03	0.12	<0.03	miss	<0.03	0.06
28/ 1	M	6.4	1195.2	509.0	54.1	.	0.31	<0.03	s0.07	0.11	0.14	0.26	0.32	0.32	0.03	0.05	<0.03	s<1.2	s<1.3	0.28	0.07	0.35	0.03	miss	0.03	0.10
29/ 1	X	7.2	1508.4	541.0	54.8	.	0.21	<0.03	0.06	0.22	0.31	0.56	0.60	0.47	0.07	0.08	<0.03	<2.0	<2.4	0.29	0.10	0.39	<0.03	<0.03	<0.03	0.09
30/ 1	M	7.6	1921.6	618.0	57.7	.	0.19	<0.03	0.03	0.05	0.04	0.08	0.09	0.09	<0.03	<0.03	<0.03	<0.4	<0.4	0.11	0.04	0.15	<0.03	<0.03	<0.03	0.09
Mean		6.2	1202.5	499.6	54.6	.	0.26	<<0.03	<<0.04	0.09	0.11	0.21	0.24	0.22	<<0.04	<<0.04	<<0.03	<<0.8	<<0.9	0.18	0.06	0.23	<<0.03	<<0.04	<<0.04	0.09
Minim.		4.2	490.0	385.0	52.5	.	0.19	<0.03	<0.03	0.04	0.03	0.06	0.09	0.09	<0.03	<0.03	<0.03	<0.3	<0.4	0.09	0.03	0.12	<0.03	<0.03	<0.03	0.06
Maxim.		7.6	1921.6	618.0	57.7	.	0.34	<0.03	0.06	0.22	0.31	0.56	0.60	0.47	0.07	0.08	<0.03	<2.0	<2.4	0.29	0.10	0.39	0.03	0.06	0.09	0.10
St.dev		1.4	550.4	89.4	1.9	.	0.06	~0.00	~0.02	0.08	0.12	0.21	0.23	0.17	~0.02	~0.02	~0.00	~0.8	~1.0	0.10	0.03	0.13	~0.00	~0.02	~0.03	0.02
Count		5	5	5	5	.	5	5	i3	5	5	5	5	5	5	5	5	i4	i4	5	5	5	5	3	5	5

s/q (3) ! Suspect value(s)
i (3) ! Suspect or ambiguous basis-value(s) ignored in statistics.
miss(3) ! Missing value.

Tab.width cont'd GADU MOR, MU, J99, 10B Varangerfjorden, 1997-0215.

. Analytical Lab. =>					NIVA	NIVA
. Analysis Code. =>					341	341
Detection Limit =>					0.05	0.05
Samp/ Repl. no.	Sex F/M	Age year	Wght g	Lngt mm	QCB ppb w.wt	OCS ppb w.wt
26/ 1	X	4.2	490.0	385.0	<0.03	<0.03
27/ 1	X	5.5	897.2	445.0	<0.03	<0.03
28/ 1	M	6.4	1195.2	509.0	<0.03	<0.03
29/ 1	X	7.2	1508.4	541.0	<0.03	<0.03
30/ 1	M	7.6	1921.6	618.0	<0.03	<0.03
Mean		6.2	1202.5	499.6	<<0.03	<<0.03
Minim.		4.2	490.0	385.0	<0.03	<0.03
Maxim.		7.6	1921.6	618.0	<0.03	<0.03
St.dev		1.4	550.4	89.4	~0.00	~0.00
Count		5	5	5	5	5

Sample.No 26 : Bulk of NIVA no.:1,2,3,4,5
Sample.No 27 : Bulk of NIVA nos.:6,7,8,9,10
Sample.No 28 : Bulk of NIVA nos.:11,12,13,14,15
Sample.No 29 : Bulk of NIVA nos.: 16,17,18,19,20
Sample.No 30 : Bulk of NIVA nos.:21,22,23,24,25

283

Species : **GADU MOR**, Gadus morhua, GB: Cod, N: Torsk.
Sample.area: **J99 Undefined**, Tissue : **MUSCLE.**
Locality : **10B Varangerfjorden**, Latitude: 69°56.00N, Longitude: 29°40.00E.
Catch,date : **1997-1115**, Count: 23, Sample type: **Individual.**

. Analytical Lab. =>								NIVA
. Analysis Code. =>								310
Detection Limit =>								0.005
Samp/ Repl. no.	Sex F/M	Age year	Wght g	Lngt mm	Mean Weight g	Dry %	Fat %	Hg ppm w.wt
01/ 1	M	4.0	447.0	380.0	51.2	18.40	.	0.009
02/ 1	M	5.0	475.0	390.0	51.0	19.30	.	0.009
03/ 1	F	5.0	471.0	395.0	54.4	20.00	.	0.011
04/ 1	F	5.0	554.0	395.0	56.4	19.90	.	0.010
05/ 1	F	5.0	732.0	455.0	53.6	19.10	.	0.010
06/ 1	M	6.0	782.0	470.0	53.9	19.80	.	0.017
07/ 1	M	5.0	916.0	470.0	52.9	19.60	.	0.014
08/ 1	M	7.0	869.0	485.0	52.3	19.50	.	0.011
09/ 1	M	7.0	1255.0	485.0	54.7	19.30	.	0.020
10/ 1	F	7.0	1219.0	520.0	55.8	20.30	.	0.020
11/ 1	F	6.0	1043.0	530.0	52.8	18.20	.	0.022
12/ 1	F	6.0	1131.0	530.0	50.4	19.20	.	0.011
13/ 1	M	7.0	1249.0	530.0	55.6	20.20	.	0.013
14/ 1	F	8.0	1548.0	570.0	55.9	20.10	.	0.020
15/ 1	F	7.0	1470.0	570.0	51.9	19.30	.	0.023
16/ 1	M	7.0	1678.0	575.0	55.0	19.60	.	0.022
17/ 1	M	8.0	1260.0	575.0	56.2	17.80	.	0.031
18/ 1	F	8.0	1639.0	575.0	56.1	19.50	.	0.020
19/ 1	F	8.0	1886.0	585.0	51.5	19.50	.	0.019
20/ 1	M	9.0	1533.0	590.0	52.0	19.70	.	0.018
21/ 1	F	9.0	2005.0	605.0	51.9	19.60	.	0.036
22/ 1	M	9.0	1642.0	620.0	56.0	19.20	.	0.016
23/ 1	M	11.0	2749.0	715.0	55.5	19.30	.	0.026
Mean		6.9	1241.4	522.4	53.8	19.41	.	0.018
Minim.		4.0	447.0	380.0	50.4	17.80	.	0.009
Maxim.		11.0	2749.0	715.0	56.4	20.30	.	0.036
St.dev		1.7	566.7	84.8	2.0	0.61	.	0.007
Count		23	23	23	23	23	.	23

Sample.No 01 : Liver and/or intestinal guts with larvae of Anisakis simplex
Sample.No 02 : Liver and/or intestinal guts with larvae of Anisakis simplex
Sample.No 03 : Liver and/or intestinal guts with larvae of Anisakis simplex
Sample.No 04 : Liver and/or intestinal guts with larvae of Anisakis simplex
Sample.No 05 : Liver and/or intestinal guts with larvae of Anisakis simplex Muscle with signs of inner bleeding
Sample.No 06 : Liver and/or intestinal guts with larvae of Anisakis simplex Muscle with signs of inner bleeding
Sample.No 07 : Liver and/or intestinal guts with larvae of Anisakis simplex Gills with Lernaeocera copepods
Sample.No 08 : Liver and/or intestinal guts with larvae of Anisakis simplex
Sample.No 09 : Liver and/or intestinal guts with larvae of Anisakis simplex Gills with Lernaeocera copepods
Sample.No 10 : Liver and/or intestinal guts with larvae of Anisakis simplex
Sample.No 11 : Liver and/or intestinal guts with larvae of Anisakis simplex
Sample.No 12 : Liver and/or intestinal guts with larvae of Anisakis simplex
Sample.No 13 : Liver and/or intestinal guts with larvae of Anisakis simplex Gills with Lernaeocera copepods
Sample.No 14 : Liver and/or intestinal guts with larvae of Anisakis simplex
Sample.No 15 : Liver and/or intestinal guts with larvae of Anisakis simplex
Sample.No 16 : Liver and/or intestinal guts with larvae of Anisakis simplex
Sample.No 17 : Liver and/or intestinal guts with larvae of Anisakis simplex
Sample.No 18 : Liver and/or intestinal guts with larvae of Anisakis simplex
Sample.No 19 : Liver and/or intestinal guts with larvae of Anisakis simplex
Sample.No 20 : Liver and/or intestinal guts with larvae of Anisakis simplex
Sample.No 21 : Liver and/or intestinal guts with larvae of Anisakis simplex
Sample.No 22 : Liver and/or intestinal guts with larvae of Anisakis simplex
Sample.No 23 : Liver and/or intestinal guts with larvae of Anisakis simplex

284

Species : GADU MOR, Gadus morhua, GB: Cod, N: Torsk.
Sample.area: J99 Undefined, Tissue : MUSCLE.
Locality : 10B Varangerfjorden, Latitude: 69°56.00N, Longitude: 29°40.00E.
Catch,date : 1997-1115, Count: 23, Sample type: Bulked.

. Analytical Lab. ⇒							NIVA	NIVA	NIVA	NIVA	NIVA	NIVA	NIVA	NIVA	NIVA	NIVA	Σ(*)	Σ(*)	NIVA	NIVA	Σ(*)	NIVA	NIVA	Σ(*)	NIVA
. Analysis Code. ⇒							341	341	341	341	341	341	341	341	341	341	!	!	341	341	!	341	341	!	341
Detection Limit ⇒							0.05	0.05	0.05	0.05	0.05	0.05	0.05	0.05	0.05	0.05	!	!	0.10	0.05	!	0.05	0.05	!	0.05
Samp/ Repl. no.	Sex F/M	Age year	Wght g	Lngt mm	Mean Weight g	Dry %	Fat %	CB28 ppb w.wt	CB52 ppb w.wt	CB101 ppb w.wt	CB105 ppb w.wt	CB118 ppb w.wt	CB138 ppb w.wt	CB153 ppb w.wt	CB156 ppb w.wt	CB180 ppb w.wt	CB209 ppb w.wt	CB_Σ7 ppb w.wt	CB_ΣΣ ppb w.wt	DDEPP ppb w.wt	TDEPP ppb w.wt	DD_Σn ppb w.wt	HCHA ppb w.wt	HCHG ppb w.wt	HC_Σn ppb w.wt	HCB ppb w.wt
24/ 1	F	5.2	691.0	437.0	54.2	.	0.33	<0.10	<0.10	0.20	0.10	0.30	0.30	0.30	<0.10	0.10	<0.10	<1.3	<1.4	0.50	0.20	0.70	<0.10	<0.10	<0.10	0.20
25/ 1	F	6.6	1103.4	510.0	53.2	.	0.28	<0.10	<0.10	0.10	0.10	0.20	0.20	0.20	<0.10	0.10	<0.10	<0.9	<1.0	0.40	0.10	0.50	<0.10	<0.10	<0.10	0.20
26/ 1	M	7.4	1441.0	564.0	54.9	.	0.34	<0.10	<0.10	0.10	0.10	0.20	0.20	0.20	<0.10	0.10	<0.10	<0.9	<1.0	0.40	0.10	0.50	<0.10	<0.10	<0.10	0.20
27/ 1	F	8.6	1735.0	595.0	53.5	.	0.33	<0.10	<0.10	0.10	<0.10	0.10	0.10	0.10	<0.10	<0.10	<0.10	<0.5	<0.5	0.30	0.10	0.40	<0.10	<0.10	<0.10	0.20
Mean		7.0	1242.6	526.5	54.0	.	0.32	<<0.10	<<0.10	0.13	<<0.10	0.20	0.20	0.20	<<0.10	<<0.10	<<0.10	<<0.9	<<1.0	0.40	0.13	0.53	<<0.10	<<0.10	<<0.10	0.20
Minim.		5.2	691.0	437.0	53.2	.	0.28	<0.10	<0.10	0.10	<0.10	0.10	0.10	0.10	<0.10	<0.10	<0.10	<0.5	<0.5	0.30	0.10	0.40	<0.10	<0.10	<0.10	0.20
Maxim.		8.6	1735.0	595.0	54.9	.	0.34	<0.10	<0.10	0.20	0.10	0.30	0.30	0.30	<0.10	0.10	<0.10	<1.3	<1.4	0.50	0.20	0.70	<0.10	<0.10	<0.10	0.20
St.dev		1.4	449.2	69.2	0.8	.	0.03	~0.00	~0.00	0.05	0.00	0.08	0.08	0.08	~0.00	0.00	~0.00	~0.3	~0.4	0.08	0.05	0.13	~0.00	~0.00	~0.00	0.00
Count		4	4	4	4	.	4	4	4	4	4	4	4	4	4	4	4	4	4	4	4	4	4	4	4	4

Tab.width cont'd GADU MOR, MU, J99, 10B Varangerfjorden, 1997-1115.

. Analytical Lab. ⇒					NIVA	NIVA
. Analysis Code. ⇒					341	341
Detection Limit ⇒					0.05	0.05
Samp/ Repl. no.	Sex F/M	Age year	Wght g	Lngt mm	QCB ppb w.wt	OCS ppb w.wt
24/ 1	F	5.2	691.0	437.0	<0.10	<0.10
25/ 1	F	6.6	1103.4	510.0	<0.10	<0.10
26/ 1	M	7.4	1441.0	564.0	<0.10	<0.10
27/ 1	F	8.6	1735.0	595.0	<0.10	<0.10
Mean		7.0	1242.6	526.5	<<0.10	<<0.10
Minim.		5.2	691.0	437.0	<0.10	<0.10
Maxim.		8.6	1735.0	595.0	<0.10	<0.10
St.dev		1.4	449.2	69.2	~0.00	~0.00
Count		4	4	4	4	4

Sample.No 24 : Bulk of NIVA nos.:3,4,5,6,7
MUSCLE : Bulk of NIVA nos.:3,4,5,6,7
Sample.No 25 : Bulk of NIVA nos.:8,9,10,11,12
MUSCLE : Bulk of NIVA nos.:8,9,10,11,12
Sample.No 26 : Bulk of NIVA nos.:13,14,15,16,17
MUSCLE : Bulk of NIVA nos.:13,14,15,16,17
Sample.No 27 : Bulk of NIVA nos.:18,19,20,21,22
MUSCLE : Bulk of NIVA nos.:18,19,20,21,22

285

Species : GLYP CYN, Glyptocephalus cynoglossus, GB: Witch, N: Smerflyndre.
Sample.area: J99 Undefined, Tissue : LIVER.
Locality : 98F Lille Molla, Latitude: 68°12.00N, Longitude: 14°48.00E.
Catch,date : 1995-1101, Count: 3, Sample type: Homogenate.

. Analytical Lab. ⇒							NIVA	NIVA	NIVA	NIVA	NIVA	NIVA	NIVA	NIVA	NIVA	NIVA	NIVA	NIVA	NIVA	NIVA	Σ(*)	Σ(*)	NIVA	NIVA	Σ(*)
. Analysis Code. ⇒							312	311	312	311	340	340	340	340	340	340	340	340	340	340	!	!	340	340	!
Detection Limit ⇒							0.050	0.010	0.030	1.00	3.00	3.00	3.00	3.00	3.00	3.00	3.00	3.00	3.00	3.00	!	!	4.00	3.00	!
Samp/ Repl. no.	Sex F/M	Age year	Wght g	Lngt mm	Mean Weight g	Dry %	Fat %	Cd ppm w.wt	Cu ppm w.wt	Pb ppm w.wt	Zn ppm w.wt	CB28 ppb w.wt	CB52 ppb w.wt	CB101 ppb w.wt	CB105 ppb w.wt	CB118 ppb w.wt	CB138 ppb w.wt	CB153 ppb w.wt	CB156 ppb w.wt	CB180 ppb w.wt	CB209 ppb w.wt	CB_Σ7 ppb w.wt	CB_ΣΣ ppb w.wt	DDEPP ppb w.wt	TDEPP ppb w.wt	DD_Σn ppb w.wt
01/ 1	X	8.0	648.0	447.0	6.1	37.20	19.00	0.287	0.800	0.110	19.90	1.00	3.00	6.00	3.00	10.00	15.00	20.00	2.00	6.00	<1.00	61.0	<67.0	8.00	<1.00	<9.00

Tab.width cont'd GLYP CYN, LI, J99, 98F Lille Molla, 1995-1101.

Samp/ Repl. no.	Sex F/M	Age year	Wght g	Lngt mm	HCHA ppb w.wt	HCHG ppb w.wt	HC Σn ppb w.wt	HCB ppb w.wt	QCB ppb w.wt	OCS ppb w.wt
. Analytical Lab. ⇒					NIVA	NIVA	Σ(*)	NIVA	NIVA	NIVA
. Analysis Code. ⇒					340	340	!	340	340	340
____ Detection Limit ⇒					3.00	3.00	!	3.00	3.00	3.00
01/ 1	X	8.0	648.0	447.0	1.00	1.00	2.00	4.00	<1.00	<1.00

Species : GLYP CYN, Glyptocephalus cynoglossus, GB: Witch, N: Smørflyndre.
Sample.area: J99 Undefined, Tissue : MUSCLE.
Locality : 98F Lille Molla, Latitude: 68°12.00N, Longitude: 14°48.00E.
Catch,date : 1995-1101, Count: 3, Sample type: Homogenate.

Samp/ Repl. no.	Sex F/M	Age year	Wght g	Lngt mm	Dry %	Fat %	Hg ppm w.wt	CB28 ppb w.wt	CB52 ppb w.wt	CB101 ppb w.wt	CB105 ppb w.wt	CB118 ppb w.wt	CB138 ppb w.wt	CB153 ppb w.wt	CB156 ppb w.wt	CB180 ppb w.wt	CB209 ppb w.wt	CB Σ7 ppb w.wt	CB ΣΣ ppb w.wt	DDEPP ppb w.wt	TDEPP ppb w.wt	DD Σn ppb w.wt	HCHA ppb w.wt	HCHG ppb w.wt	HC Σn ppb w.wt	HCB ppb w.wt
. Analytical Lab. ⇒							NIVA	NIVA	NIVA	NIVA	NIVA	NIVA	NIVA	NIVA	NIVA	NIVA	NIVA	Σ(*)	Σ(*)	NIVA	NIVA	Σ(*)	NIVA	NIVA	Σ(*)	NIVA
. Analysis Code. ⇒							310	341	341	341	341	341	341	341	341	341	341	!	!	341	341	!	341	341	!	341
____ Detection Limit ⇒							0.005	0.05	0.05	0.05	0.05	0.05	0.05	0.05	0.05	0.05	0.05	!	!	0.10	0.05	!	0.05	0.05	!	0.05
01/ 1	X	8.0	648.0	447.0	18.00	0.41	0.087	<0.03	0.05	0.10	0.04	0.13	0.22	0.30	<0.03	0.08	<0.03	<0.9	<1.0	0.14	<0.03	<0.17	<0.03	0.41	<0.44	0.07

Tab.width cont'd GLYP CYN, MU, J99, 98F Lille Molla, 1995-1101.

Samp/ Repl. no.	Sex F/M	Age year	Wght g	Lngt mm	QCB ppb w.wt	OCS ppb w.wt
. Analytical Lab. ⇒					NIVA	NIVA
. Analysis Code. ⇒					341	341
____ Detection Limit ⇒					0.05	0.05
01/ 1	X	8.0	648.0	447.0	<0.03	<0.03

Species : LEPI WHI, Lepidorhombus whiff-lagonis, GB: Megrim, N: Glassvar.
Sample.area: J62 Hardangerfjorden, Tissue : LIVER.
Locality : 67B Strandebarm, Latitude: 60°16.00N, Longitude: 06°02.00E.
Catch,date : 1993-1101, Count: 25, Sample type: Bulked.

Samp/ Repl. no.	Sex F/M	Age year	Wght g	Lngt mm	Mean Weight g	Dry %	Fat %	Cd ppm w.wt	Cu ppm w.wt	Pb ppm w.wt	Zn ppm w.wt	CB28 ppb w.wt	CB52 ppb w.wt	CB101 ppb w.wt	CB105 ppb w.wt	CB118 ppb w.wt	CB138 ppb w.wt	CB153 ppb w.wt	CB156 ppb w.wt	CB180 ppb w.wt	CB209 ppb w.wt	CB Σ7 ppb w.wt	CB ΣΣ ppb w.wt	DDEPP ppb w.wt	TDEPP ppb w.wt	DD Σn ppb w.wt
. Analytical Lab. ⇒								NIVA	NIVA	NIVA	NIVA	NIVA	NIVA	NIVA	NIVA	NIVA	NIVA	NIVA	NIVA	NIVA	NIVA	Σ(*)	Σ(*)	NIVA	NIVA	Σ(*)
. Analysis Code. ⇒								312	311	312	311	340	340	340	340	340	340	340	340	340	340	!	!	340	340	!
____ Detection Limit ⇒								0.050	0.010	0.030	1.00	4.00	4.00	4.00	4.00	4.00	4.00	4.00	4.00	4.00	4.00	!	!	4.00	4.00	!
01/ 1	M	6.0	303.3	334.0	4.2	34.10	14.40	0.080	11.000	0.080	78.20	<2.00	<2.00	8.00	2.00	7.00	9.00	31.00	2.00	9.00	<2.00	<66.0	<70.0	133.00	11.00	144.00
02/ 1	X	7.0	374.1	360.0	5.6	40.20	21.10	0.120	14.000	0.070	80.10	<2.00	3.00	15.00	4.00	16.00	23.00	54.00	3.00	15.00	<2.00	<128.0	<135.0	163.00	20.00	183.00
03/ 1	X	8.0	413.1	383.0	3.8	28.70	12.80	0.150	12.400	0.050	65.30	<2.00	2.00	11.00	3.00	11.00	13.00	39.00	3.00	11.00	<2.00	<89.0	<95.0	133.00	15.00	148.00
04/ 1	X	8.0	557.1	411.0	8.8	35.40	16.90	0.140	21.100	0.080	87.50	<2.00	3.00	16.00	4.00	15.00	22.00	45.00	3.00	13.00	<2.00	<116.0	<123.0	197.00	28.00	225.00
05/ 1	X	8.0	619.8	425.0	11.0	37.20	18.60	0.077	7.600	<.030	78.80	3.00	s8.00	12.00	4.00	14.00	25.00	52.00	4.00	18.00	<2.00	s132.0	s<142.0	170.00	14.00	184.00
Mean		7.4	453.5	382.6	6.7	35.12	16.76	0.113	13.220	<.062	77.98	<<2.20	<<2.50	12.40	3.40	12.60	18.40	44.20	3.00	13.20	<<2.00	<<99.8	<<105.8	159.20	17.60	176.80
Minim.		6.0	303.3	334.0	3.8	28.70	12.80	0.077	7.600	<.030	65.30	<2.00	<2.00	8.00	2.00	7.00	9.00	31.00	2.00	9.00	<2.00	<66.0	<70.0	133.00	11.00	144.00
Maxim.		8.0	619.8	425.0	11.0	40.20	21.10	0.150	21.100	0.080	87.50	3.00	3.00	16.00	4.00	16.00	25.00	54.00	4.00	18.00	<2.00	<128.0	<135.0	197.00	28.00	225.00
St.dev		0.9	131.2	37.0	3.1	4.26	3.30	0.034	4.997	0.022	8.01	~0.45	~0.58	3.21	0.89	3.65	6.99	9.47	0.71	3.49	~0.00	~27.8	~29.1	27.08	6.66	32.86
Count		5	5	5	5	5	5	5	5	5	5	5	i4	5	5	5	5	5	5	5	5	i4	i4	5	5	5

s/q(3) ! Suspect value(s)
i (3) ! Suspect or ambiguous basis-value(s) ignored in statistics.

286

Tab.width cont'd LEPI WHI, LI, J62, 67B Strandebarm, 1993-1101.

. Analytical Lab. ⇒				NIVA	NIVA	Σ(*)	NIVA	NIVA	NIVA
. Analysis Code. ⇒				340	340	!	340	340	340
____ Detection Limit ⇒				4.00	4.00	!	4.00	4.00	4.00
Samp/ Repl. no.	Sex F/M	Age year	Wght g	Lngt mm	HCHA ppb w.wt	HCHG ppb w.wt	HC_Σn ppb w.wt	HCB ppb w.wt	QCB ppb w.wt	OCS ppb w.wt
01/ 1	M	6.0	303.3	334.0	<2.00	2.00	<4.00	2.00	<2.00	<2.00
02/ 1	X	7.0	374.1	360.0	2.00	3.00	5.00	5.00	<2.00	<2.00
03/ 1	X	8.0	413.1	383.0	<2.00	<2.00	<2.00	3.00	<2.00	<2.00
04/ 1	X	8.0	557.1	411.0	<2.00	<2.00	<2.00	4.00	<2.00	<2.00
05/ 1	X	8.0	619.8	425.0	<2.00	2.00	<4.00	4.00	2.00	<2.00
Mean		7.4	453.5	382.6	<<2.00	<<2.20	<<3.40	3.60	<<2.00	<<2.00
Minim.		6.0	303.3	334.0	<2.00	<2.00	<2.00	2.00	<2.00	<2.00
Maxim.		8.0	619.8	425.0	<2.00	3.00	5.00	5.00	2.00	<2.00
St.dev		0.9	131.2	37.0	~0.00	~0.45	~1.34	1.14	~0.00	~0.00
Count		5	5	5	5	5	5	5	5	5

Sample.No 01 : Bulk of NIVA nos.:1,2,3,4,5 Signs of mechanical damage (e.g., net wounds) Liver absent
Sample.No 02 : Bulk of NIVA nos.:6,7,8,9,10 Muscle with signs of inner bleeding Signs of mechanical damage (e.g., net wounds)
Sample.No 03 : Bulk of NIVA nos.:11,12,13,14,15
Sample.No 04 : Bulk of NIVA nos.:16,17,18,19,20
Sample.No 05 : Bulk of NIVA nos.:21,22,23,24,25

287

Species : LEPI WHI, Lepidorhombus whiff-iagonis, GB: Megrim, N: Glassvar.
Sample.area: J62 Hardangerfjorden, Tissue : LIVER.
Locality : 67B Strandebarm, Latitude: 60°16.00N, Longitude: 06°02.00E.
Catch,date : 1994-1104, Count: 25, Sample type: Bulked.

. Analytical Lab. ⇒						NIVA	NIVA	NIVA	NIVA	NIVA	NIVA	NIVA	NIVA	NIVA	NIVA	NIVA	NIVA	NIVA	NIVA	Σ(*)	Σ(*)	NIVA	NIVA	Σ(*)
. Analysis Code. ⇒						312	311	312	311	340	340	340	340	340	340	340	340	340	340	!	!	340	340	!
____ Detection Limit ⇒						0.050	0.010	0.030	1.00	3.00	3.00	3.00	3.00	3.00	3.00	3.00	3.00	3.00	3.00	!	!	4.00	3.00	!
Samp/ Repl. no.	Sex F/M	Age year	Wght g	Lngt mm	Mean Weight g	Dry %	Fat %	Cd ppm w.wt	Cu ppm w.wt	Pb ppm w.wt	Zn ppm w.wt	CB28 ppb w.wt	CB52 ppb w.wt	CB101 ppb w.wt	CB105 ppb w.wt	CB118 ppb w.wt	CB138 ppb w.wt	CB153 ppb w.wt	CB156 ppb w.wt	CB180 ppb w.wt	CB209 ppb w.wt	CB_Σ7 ppb w.wt	CB_ΣΣ ppb w.wt	DDEPP ppb w.wt	TDEPP ppb w.wt	DD_Σn ppb w.wt
01/ 1	X	5.0	354.4	359.0	4.3	42.60	28.00	0.055	11.800	<.030	58.70	<2.00	4.00	14.00	4.00	13.00	19.00	40.00	2.00	11.00	<2.00	<103.0	<109.0	177.00	20.00	197.00
02/ 1	X	6.0	406.7	388.0	3.6	33.90	15.50	0.304	14.200	0.040	73.60	miss	3.00	10.00	4.00	19.00	23.00	87.00	5.00	28.00	3.00	170.0	182.0	220.00	24.00	244.00
03/ 1	X	7.0	455.2	405.0	2.6	16.80	5.60	0.847	27.100	0.100	42.80	<2.00	2.00	13.00	4.00	25.00	25.00	125.00	5.00	40.00	3.00	<232.0	<244.0	362.00	24.00	386.00
04/ 1	F	8.0	490.1	417.0	4.7	27.80	13.80	0.390	13.600	0.040	43.80	2.00	4.00	17.00	6.00	24.00	29.00	91.00	6.00	35.00	2.00	202.0	216.0	264.00	31.00	295.00
05/ 1	X	8.0	629.8	432.0	7.4	34.50	18.10	0.099	16.900	0.040	90.60	<2.00	4.00	17.00	5.00	21.00	31.00	76.00	5.00	22.00	<2.00	<173.0	<183.0	250.00	28.00	278.00
Mean		6.8	467.2	400.2	4.5	31.12	16.20	0.339	16.720	<.050	61.90	<<2.00	3.40	14.20	4.60	20.40	25.40	83.80	4.60	27.20	<<2.40	<<176.0	<<186.8	254.60	25.40	280.00
Minim.		5.0	354.4	359.0	2.6	16.80	5.60	0.055	11.800	<.030	42.80	<2.00	2.00	10.00	4.00	13.00	19.00	40.00	2.00	11.00	<2.00	<103.0	<109.0	177.00	20.00	197.00
Maxim.		8.0	629.8	432.0	7.4	42.60	28.00	0.847	27.100	0.100	90.60	<2.00	4.00	17.00	6.00	25.00	31.00	125.00	6.00	40.00	3.00	<232.0	<244.0	362.00	31.00	386.00
St.dev		1.3	104.3	28.1	1.8	9.58	8.08	0.316	6.084	~.028	20.39	~0.00	0.89	2.95	0.89	4.77	4.77	30.57	1.52	11.34	~0.55	~47.9	~50.5	68.67	4.22	70.09
Count		5	5	5	5	5	5	5	5	5	5	4	5	5	5	5	5	5	5	5	5	5	5	5	5	5

miss(1) ! Missing value.

Tab.width cont'd LEPI WHI, LI, J62, 67B Strandebarm, 1994-1104.

. Analytical Lab. =>				NIVA	NIVA	Σ(*)	NIVA	NIVA	NIVA
. Analysis Code. =>				340	340	!	340	340	340
____ Detection Limit =>				3.00	3.00	!	3.00	3.00	3.00
Samp/ Repl. no.	Sex F/M	Age year	Wght g	Lngt mm	HCHA ppb w.wt	HCHG ppb w.wt	HC_Σn ppb w.wt	HCB ppb w.wt	QCB ppb w.wt	OCS ppb w.wt
01/ 1	X	5.0	354.4	359.0	2.00	3.00	5.00	6.00	<2.00	<2.00
02/ 1	X	6.0	406.7	388.0	<3.00	2.00	<5.00	5.00	<2.00	<2.00
03/ 1	X	7.0	455.2	405.0	<2.00	<2.00	<2.00	2.00	<2.00	<2.00
04/ 1	F	8.0	490.1	417.0	<2.00	2.00	<4.00	5.00	<2.00	<2.00
05/ 1	X	8.0	629.8	432.0	2.00	2.00	4.00	5.00	<2.00	<2.00
Mean		6.8	467.2	400.2	<<2.20	<2.20	<<4.00	4.60	<<2.00	<<2.00
Minim.		5.0	354.4	359.0	<2.00	<2.00	<2.00	2.00	<2.00	<2.00
Maxim.		8.0	629.8	432.0	<3.00	3.00	5.00	6.00	<2.00	<2.00
St.dev		1.3	104.3	28.1	~0.45	~0.45	~1.22	1.52	~0.00	~0.00
Count		5	5	5	5	5	5	5	5	5

Sample.No 01 : Bulk of NIVA nos.:1,2,3,4,5 Muscle with signs of inner bleeding on fish 5
Sample.No 02 : Bulk of NIVA nos.:6.7.8.9.10 Liver absent on fish 7 Skin with metacercariae of cf. Cryptocotyle lingua on fish 8
Sample.No 03 : Bulk of NIVA nos.:11,12,13,14,15 Muscle with signs of inner bleeding on fish 11 Fish malodorous on fish15 Liver absent on fish 15
Sample.No 04 : Bulk of NIVA nos.:16,17,18,19,20 Signs of mechanical damge (e.g., net wounds) on fish 18
Sample.No 05 : Bulk of NIVA nos.:21,22,23,24,25 Skin with metacercariae of cf. Cryptocotyle lingua on fish 21 Muscle with signs of inner bleeding on fish 23

288

Species : LEPI WHI, Lepidorhombus whiff-iagonis, GB: Megrim, N: Glassvar.
Sample.area: J62 Hardangerfjorden, Tissue : LIVER.
Locality : 67B Strandebarm, Latitude: 60°16.00N, Longitude: 06°02.00E.
Catch,date : 1995-1101, Count: 25, Sample type: Bulked.

. Analytical Lab. =>							NIVA	NIVA	NIVA	NIVA	NIVA	NIVA	NIVA	NIVA	NIVA	NIVA	NIVA	NIVA	NIVA	NIVA	Σ(*)	Σ(*)	NIVA	NIVA	Σ(*)
. Analysis Code. =>							312	311	312	311	340	340	340	340	340	340	340	340	340	340	!	!	340	340	!
____ Detection Limit =>							0.050	0.010	0.030	1.00	3.00	3.00	3.00	3.00	3.00	3.00	3.00	3.00	3.00	3.00	!	!	4.00	3.00	!
Samp/ Repl. no.	Sex F/M	Age year	Wght g	Lngt mm	Mean Weight g	Dry %	Fat %	Cd ppm w.wt	Cu ppm w.wt	Pb ppm w.wt	Zn ppm w.wt	CB28 ppb w.wt	CB52 ppb w.wt	CB101 ppb w.wt	CB105 ppb w.wt	CB118 ppb w.wt	CB138 ppb w.wt	CB153 ppb w.wt	CB156 ppb w.wt	CB180 ppb w.wt	CB209 ppb w.wt	CB_Σ7 ppb w.wt	CB_ΣΣ ppb w.wt	DDEPP ppb w.wt	TDEPP ppb w.wt	DD_Σn ppb w.wt
01/ 1	F	6.0	327.7	346.0	3.6	27.80	11.90	0.357	15.000	0.070	60.80	1.00	2.00	13.00	4.00	16.00	20.00	79.00	5.00	24.00	1.00	155.0	165.0	140.00	12.00	152.00
02/ 1	X	7.0	417.6	377.0	6.0	36.30	20.60	0.173	20.000	0.050	90.90	1.00	2.00	13.00	3.00	9.00	13.00	36.00	2.00	10.00	1.00	84.0	90.0	145.00	13.00	158.00
03/ 1	X	7.0	470.2	393.0	7.1	36.70	20.40	0.293	22.000	0.080	80.80	<1.00	4.00	18.00	6.00	23.00	33.00	98.00	6.00	30.00	2.00	<207.0	<221.0	174.00	16.00	190.00
04/ 1	X	7.0	505.1	414.0	5.5	29.00	11.00	0.259	21.400	0.080	59.10	<1.00	4.00	25.00	8.00	39.00	63.00	181.00	10.00	53.00	3.00	<366.0	<387.0	232.00	21.00	253.00
05/ 1	X	8.0	730.1	454.0	12.7	41.70	25.40	0.215	20.000	0.040	93.00	3.00	4.00	17.00	6.00	20.00	32.00	70.00	5.00	20.00	1.00	166.0	178.0	109.00	12.00	121.00
Mean		7.0	490.1	396.8	7.0	34.30	17.86	0.259	19.680	0.064	76.92	<<1.40	3.20	17.20	5.40	21.40	32.20	92.80	5.60	27.40	1.60	<<195.6	<<208.2	160.00	14.80	174.80
Minim.		6.0	327.7	346.0	3.6	27.80	11.00	0.173	15.000	0.040	59.10	<1.00	2.00	13.00	3.00	9.00	13.00	36.00	2.00	10.00	1.00	84.0	90.0	109.00	12.00	121.00
Maxim.		8.0	730.1	454.0	12.7	41.70	25.40	0.357	22.000	0.080	93.00	3.00	4.00	25.00	8.00	39.00	63.00	181.00	10.00	53.00	3.00	<366.0	<387.0	232.00	21.00	253.00
St.dev		0.7	149.9	40.5	3.4	5.81	6.19	0.071	2.759	0.018	16.17	~0.89	1.10	4.92	1.95	11.15	19.15	54.18	2.88	16.06	0.89	~105.1	~110.5	46.38	3.83	50.11
Count		5	5	5	5	5	5	5	5	5	5	5	5	5	5	5	5	5	5	5	5	5	5	5	5	5

Tab.width cont'd LEPI WHI, LI, J62, 67B Strandebarm, 1995-1101.

Samp/ Repl. no.	Sex F/M	Age year	Wght g	Lngt mm	HCHA ppb w.wt	HCHG ppb w.wt	HC_Σn ppb w.wt	HCB ppb w.wt	QCB ppb w.wt	OCS ppb w.wt
. Analytical Lab. ⇒					NIVA	NIVA	Σ(*)	NIVA	NIVA	NIVA
. Analysis Code. ⇒					340	340	!	340	340	340
Detection Limit ⇒					3.00	3.00	!	3.00	3.00	3.00
01/ 1	F	6.0	327.7	346.0	1.00	1.00	2.00	2.00	<1.00	<1.00
02/ 1	X	7.0	417.6	377.0	1.00	2.00	3.00	3.00	<1.00	<1.00
03/ 1	X	7.0	470.2	393.0	<1.00	2.00	<3.00	2.00	<1.00	<1.00
04/ 1	X	7.0	505.1	414.0	<1.00	<1.00	<1.00	1.00	<1.00	<1.00
05/ 1	X	8.0	730.1	454.0	1.00	1.00	2.00	4.00	<1.00	<1.00
Mean		7.0	490.1	396.8	<<1.00	<1.40	<<2.20	2.40	<<1.00	<<1.00
Minim.		6.0	327.7	346.0	<1.00	<1.00	<1.00	1.00	<1.00	<1.00
Maxim.		8.0	730.1	454.0	1.00	2.00	3.00	4.00	<1.00	<1.00
St.dev		0.7	149.9	40.5	~0.00	~0.55	~0.84	1.14	~0.00	~0.00
Count		5	5	5	5	5	5	5	5	5

Sample.No 01 : Bulk of NIVA nos.: 1,2,3,4,5
Sample.No 02 : Bulk of NIVA nos.: 6,7,8,9,10 Muscle with signs of inner bleeding on fish 8,10
Sample.No 03 : Bulk of NIVA nos.: 11,12,13,14,15 Skin with metacercariae of cf. Cryptocotyle lingua on fish14 Skin with ulceration, lymphocytic areas and/or lesions on 15 Muscle with signs of inner bleeding on fish 15
Sample.No 04 : Bulk of NIVA nos.: 16,17,18,19,20 Skin with metacercariae of cf. Cryptocotyle lingua on fish 19
Sample.No 05 : Bulk of NIVA nos.: 21,22,23,24,25 Muscle with signs of inner bleeding on fish 21,22 Skin with ulceration, lymphocytic areas and/or lesions on fish 21

289

Species : LEPI WHI, Lepidorhombus whiff-iagonis, GB: Megrim, N: Glassvar.
Sample.area: J62 Hardangerfjorden, Tissue : LIVER.
Locality : 67B Strandebarm, Latitude: 60°16.00N, Longitude: 06°02.00E.
Catch,date : 1996-1001, Count: 25, Sample type: Bulked.

Samp/ Repl. no.	Sex F/M	Age year	Wght g	Lngt mm	Mean Weight g	Dry %	Fat %	Cd ppm w.wt	Cu ppm w.wt	Pb ppm w.wt	Zn ppm w.wt	CB28 ppb w.wt	CB52 ppb w.wt	CB101 ppb w.wt	CB105 ppb w.wt	CB118 ppb w.wt	CB138 ppb w.wt	CB153 ppb w.wt	CB156 ppb w.wt	CB180 ppb w.wt	CB209 ppb w.wt	CB_Σ7 ppb w.wt	CB_ΣΣ ppb w.wt	DDEPP ppb w.wt	TDEPP ppb w.wt	DD_Σn ppb w.wt
. Analytical Lab. ⇒								NIVA	NIVA	NIVA	NIVA	NIVA	NIVA	NIVA	NIVA	NIVA	NIVA	NIVA	NIVA	NIVA	NIVA	Σ(*)	Σ(*)	NIVA	NIVA	Σ(*)
. Analysis Code. ⇒								312	311	312	311	340	340	340	340	340	340	340	340	340	340	!	!	340	340	!
Detection Limit ⇒								0.050	0.010	0.030	1.00	3.00	3.00	3.00	3.00	3.00	3.00	3.00	3.00	3.00	3.00	!	!	4.00	3.00	!
01/ 1	X	7.6	355.4	363.0	3.8	35.60	20.40	0.116	23.000	0.060	68.40	0.70	1.80	8.90	3.10	9.70	14.90	29.70	2.90	10.60	0.60	76.3	82.9	142.60	24.40	167.00
02/ 1	X	7.8	501.0	401.0	9.1	40.50	25.00	0.247	16.600	0.030	69.30	0.80	1.90	9.80	3.90	12.80	20.70	38.80	3.20	12.40	0.70	97.2	105.0	168.40	30.80	199.20
03/ 1	X	8.2	604.0	423.0	8.9	36.00	19.50	0.200	25.200	0.030	87.90	0.60	1.70	9.40	3.70	12.70	18.30	42.70	4.40	15.60	0.90	101.0	110.0	188.70	22.90	211.60
04/ 1	X	8.2	711.2	450.0	10.6	36.10	19.00	0.196	15.900	0.030	84.10	0.70	1.80	9.10	2.90	9.90	14.70	30.30	2.70	10.50	<0.50	77.0	<83.1	133.50	20.80	154.30
05/ 1	X	9.6	998.6	497.0	18.1	36.90	21.00	0.201	19.500	0.030	83.50	0.90	2.40	14.30	5.40	17.70	26.10	56.60	5.30	19.30	1.00	137.3	149.0	132.00	31.10	163.10
Mean		8.3	634.0	426.8	10.1	37.02	20.98	0.192	20.040	0.036	78.64	0.74	1.92	10.30	3.80	12.56	18.94	39.62	3.70	13.68	<0.74	97.8	<106.0	153.04	26.00	179.04
Minim.		7.6	355.4	363.0	3.8	35.60	19.00	0.116	15.900	0.030	68.40	0.60	1.70	8.90	2.90	9.70	14.70	29.70	2.70	10.50	<0.50	76.3	82.9	132.00	20.80	154.30
Maxim.		9.6	998.6	497.0	18.1	40.50	25.00	0.247	25.200	0.060	87.90	0.90	2.40	14.30	5.40	17.70	26.10	56.60	5.30	19.30	1.00	137.3	149.0	188.70	31.10	211.60
St.dev		0.8	242.4	50.5	5.2	2.00	2.38	0.047	4.020	0.013	9.10	0.11	0.28	2.26	0.98	3.23	4.72	11.00	1.11	3.76	~0.21	24.8	~27.0	24.70	4.70	24.89
Count		5	5	5	5	5	5	5	5	5	5	5	5	5	5	5	5	5	5	5	5	5	5	5	5	5

Tab.width cont'd LEPI WHI, LI, J62, 67B Strandebarm, 1996-1001.

. Analytical Lab. =>				NIVA	NIVA	Σ(*)	NIVA	NIVA	NIVA
. Analysis Code. =>				340	340	!	340	340	340
____ Detection Limit =>				3.00	3.00	!	3.00	3.00	3.00
Samp/ Repl. no.	Sex F/M	Age year	Wght g	Lngt mm	HCHA ppb w.wt	HCHG ppb w.wt	HC_Σn ppb w.wt	HCB ppb w.wt	QCB ppb w.wt	OCS ppb w.wt
01/ 1	X	7.6	355.4	363.0	1.70	2.80	4.50	5.10	0.60	<0.50
02/ 1	X	7.8	501.0	401.0	2.00	3.80	5.80	5.00	0.50	<0.50
03/ 1	X	8.2	604.0	423.0	1.70	3.80	5.50	4.00	<0.50	<0.50
04/ 1	X	8.2	711.2	450.0	1.60	2.80	4.40	3.40	<0.50	<0.50
05/ 1	X	9.6	998.6	497.0	1.90	3.70	5.60	4.60	<0.50	<0.50
Mean		8.3	634.0	426.8	1.78	3.38	5.16	4.42	<<0.52	<<0.50
Minim.		7.6	355.4	363.0	1.60	2.80	4.40	3.40	<0.50	<0.50
Maxim.		9.6	998.6	497.0	2.00	3.80	5.80	5.10	0.60	<0.50
St.dev		0.8	242.4	50.5	0.16	0.53	0.66	0.72	~0.04	~0.00
Count		5	5	5	5	5	5	5	5	5

Sample.No 01 : Bulk of NIVA nos.:1,2,3,4,5
Sample.No 02 : Bulk of NIVA nos.:6,7,8,9,10
Sample.No 03 : Bulk of NIVA nos.:11,12,13,14,15
Sample.No 04 : Bulk of NIVA nos.:16,17,18,19,20
Sample.No 05 : Bulk of NIVA nos.:21,22,23,24,25 Muscle with signs of inner bleeding (22,25) Skin with metacercariae of cf. Cryptocotyle lingua (24)

290

Species : LEPI WHI, Lepidorhombus whiff-iagonis, GB: Megrim, N: Glassvar.
Sample.area: J62 Hardangerfjorden, Tissue : LIVER.
Locality : 67B Strandebarm, Latitude: 60°16.00N, Longitude: 06°02.00E.
Catch,date : 1997-0901, Count: 24, Sample type: Bulked.

. Analytical Lab. =>						NIVA	NIVA	NIVA	NIVA	NIVA	NIVA	NIVA	NIVA	NIVA	NIVA	NIVA	NIVA	NIVA	NIVA	Σ(*)	Σ(*)	NIVA	NIVA	Σ(*)
. Analysis Code. =>						312	311	312	311	340	340	340	340	340	340	340	340	340	340	!	!	340	340	!
____ Detection Limit =>						0.050	0.010	0.040	1.00	3.00	3.00	3.00	3.00	3.00	3.00	3.00	3.00	3.00	3.00	!	!	4.00	3.00	!
Samp/ Repl. no.	Sex F/M	Age year	Wght g	Lngt mm	Mean Weight g	Dry %	Fat %	Cd ppm w.wt	Cu ppm w.wt	Pb ppm w.wt	Zn ppm w.wt	CB28 ppb w.wt	CB52 ppb w.wt	CB101 ppb w.wt	CB105 ppb w.wt	CB118 ppb w.wt	CB138 ppb w.wt	CB153 ppb w.wt	CB156 ppb w.wt	CB180 ppb w.wt	CB209 ppb w.wt	CB_Σ7 ppb w.wt	CB_ΣΣ ppb w.wt	DDEPP ppb w.wt	TDEPP ppb w.wt	DD_Σn ppb w.wt
01/ 1	M	5.0	321.4	334.0	3.8	38.20	19.40	0.054	14.500	<.040	60.50	<1.00	<1.00	7.00	3.00	8.00	16.00	24.00	2.00	7.00	<1.00	<63.0	<68.0	125.00	25.00	150.00
02/ 1	M	7.2	456.5	382.0	8.4	29.40	10.60	0.063	6.610	<.040	44.70	<1.00	<1.00	5.00	2.00	6.00	13.00	18.00	2.00	6.00	<1.00	<49.0	<53.0	97.00	24.00	121.00
03/ 1	F	7.2	550.4	416.0	8.2	35.30	18.50	0.097	13.600	<.040	61.00	1.00	<1.00	9.00	5.00	12.00	28.00	46.00	2.00	15.00	<1.00	<112.0	<119.0	200.00	42.00	242.00
04/ 1	F	7.4	689.6	439.0	9.9	35.70	19.20	0.127	6.110	<.040	63.30	1.00	<1.00	8.00	5.00	12.00	23.00	35.00	2.00	12.00	<1.00	<92.0	<99.0	167.00	37.00	204.00
05/ 1	F	9.3	1133.3	501.0	16.3	45.10	28.80	0.181	13.400	<.040	112.00	1.00	<1.00	12.00	7.00	18.00	38.00	58.00	3.00	19.00	<1.00	<147.0	<157.0	227.00	51.00	278.00
Mean		7.2	630.2	414.4	9.3	36.74	19.30	0.104	10.844	<<.040	68.30	<<1.00	<<1.00	8.20	4.40	11.20	23.60	36.20	2.20	11.80	<<1.00	<<92.6	<<99.2	163.20	35.80	199.00
Minim.		5.0	321.4	334.0	3.8	29.40	10.60	0.054	6.110	<.040	44.70	<1.00	<1.00	5.00	2.00	6.00	13.00	18.00	2.00	6.00	<1.00	<49.0	<53.0	97.00	24.00	121.00
Maxim.		9.3	1133.3	501.0	16.3	45.10	28.80	0.181	14.500	<.040	112.00	1.00	<1.00	12.00	7.00	18.00	38.00	58.00	3.00	19.00	<1.00	<147.0	<157.0	227.00	51.00	278.00
St.dev		1.5	311.7	62.5	4.5	5.68	6.45	0.052	4.118	~.000	25.52	~0.00	~0.00	2.59	1.95	4.60	9.96	16.22	0.45	5.45	~0.00	~39.1	~41.4	53.11	11.48	64.42
Count		5	5	5	5	5	5	5	5	5	5	5	5	5	5	5	5	5	5	5	5	5	5	5

Tab.width cont'd LEPI WHI, LI, J62, 67B Strandebarm, 1997-0901.

Samp/ Repl. no.	Sex F/M	Age year	Wght g	Lngt mm	HCHA ppb w.wt	HCHG ppb w.wt	HC_Σn ppb w.wt	HCB ppb w.wt	QCB ppb w.wt	OCS ppb w.wt
. Analytical Lab. =>					NIVA	NIVA	Σ(*)	NIVA	NIVA	NIVA
. Analysis Code. =>					340	340	!	340	340	340
Detection Limit =>					0.50	2.00	!	2.00	2.00	2.00
01/ 1	M	5.0	321.4	334.0	2.00	3.00	5.00	4.00	1.00	<1.00
02/ 1	M	7.2	456.5	382.0	1.00	1.00	2.00	3.00	1.00	<1.00
03/ 1	F	7.2	550.4	416.0	2.00	3.00	5.00	5.00	2.00	<1.00
04/ 1	F	7.4	689.6	439.0	1.00	2.00	3.00	4.00	1.00	<1.00
05/ 1	F	9.3	1133.3	501.0	3.00	5.00	8.00	7.00	2.00	<1.00
Mean		7.2	630.2	414.4	1.80	2.80	4.60	4.60	1.40	<<1.00
Minim.		5.0	321.4	334.0	1.00	1.00	2.00	3.00	1.00	<1.00
Maxim.		9.3	1133.3	501.0	3.00	5.00	8.00	7.00	2.00	<1.00
St.dev		1.5	311.7	62.5	0.84	1.48	2.30	1.52	0.55	~0.00
Count		5	5	5	5	5	5	5	5	5

Sample.No 01 : Bulk of NIVA nos.:1,2,3,4,5
Sample.No 02 : Bulk of NIVA nos.:6,7,8,9,10
Sample.No 03 : Bulk of NIVA nos.:11,12,13,14,15
Sample.No 04 : Bulk of NIVA nos.:16,17,18,19,20 Muscle with signs of inner bleeding (18)
Sample.No 05 : Bulk of NIVA nos.:21,22,23,24

291

Species : LEPI WHI, Lepidorhombus whiff-iagonis, GB: Megrim, N: Glassvar.
Sample.area: J62 Hardangerfjorden, Tissue : MUSCLE.
Locality : 67B Strandebarm, Latitude: 60°16.00N, Longitude: 06°02.00E.
Catch,date : 1993-1101, Count: 25, Sample type: Bulked.

Samp/ Repl. no.	Sex F/M	Age year	Wght g	Lngt mm	Dry %	Fat %	Hg ppm w.wt	CB28 ppb w.wt	CB52 ppb w.wt	CB101 ppb w.wt	CB105 ppb w.wt	CB118 ppb w.wt	CB138 ppb w.wt	CB153 ppb w.wt	CB156 ppb w.wt	CB180 ppb w.wt	CB209 ppb w.wt	CB_Σ7 ppb w.wt	CB_ΣΣ ppb w.wt	DDEPP ppb w.wt	TDEPP ppb w.wt	DD_Σn ppb w.wt	HCHA ppb w.wt	HCHG ppb w.wt	HC_Σn ppb w.wt	HCB ppb w.wt
. Analytical Lab. =>							NIVA	NIVA	NIVA	NIVA	NIVA	NIVA	NIVA	NIVA	NIVA	NIVA	NIVA	Σ(*)	Σ(*)	NIVA	NIVA	Σ(*)	NIVA	NIVA	Σ(*)	NIVA
. Analysis Code. =>							310	341	341	341	341	341	341	341	341	341	341	!	!	341	341	!	341	341	!	341
Detection Limit =>							0.005	0.10	0.10	0.10	0.10	0.10	0.10	0.10	0.10	0.10	0.10	!	!	0.10	0.10	!	0.10	0.10	!	0.10
01/ 1	M	6.0	303.3	334.0	20.80	0.11	0.189	<0.10	<0.10	<0.10	<0.10	<0.10	<0.10	0.10	<0.10	<0.10	<0.10	<0.2	<0.2	0.60	<0.10	<0.70	<0.10	<0.10	<0.10	0.10
02/ 1	X	7.0	374.1	360.0	20.70	0.32	0.185	<0.10	<0.10	0.10	<0.10	0.10	0.20	0.50	<0.10	0.10	<0.10	<1.1	<1.1	2.60	0.40	3.00	<0.10	s0.10	s<0.20	0.10
03/ 1	X	8.0	413.1	383.0	19.20	0.10	0.205	<0.10	<0.10	0.10	<0.10	0.10	0.10	0.10	<0.10	<0.10	<0.10	<0.5	<0.5	0.80	0.10	0.90	<0.10	<0.10	<0.10	<0.10
04/ 1	X	8.0	557.1	411.0	19.40	0.32	0.253	<0.10	<0.10	0.10	<0.10	0.10	0.20	0.40	<0.10	0.10	<0.10	<1.0	<1.0	3.00	0.60	3.60	<0.10	<0.10	<0.10	0.10
05/ 1	X	8.0	619.8	425.0	19.60	0.09	0.447	<0.10	<0.10	<0.10	<0.10	<0.10	<0.10	0.10	<0.10	<0.10	<0.10	<0.2	<0.2	0.50	0.10	0.60	<0.10	<0.10	<0.10	<0.10
Mean		7.4	453.5	382.6	19.94	0.19	0.256	<<0.10	<<0.10	<<0.10	<<0.10	<<0.10	<<0.14	0.24	<<0.10	<<0.10	<<0.10	<<0.6	<<0.6	1.50	<0.26	<1.76	<<0.10	<<0.10	<<0.10	<<0.10
Minim.		6.0	303.3	334.0	19.20	0.09	0.185	<0.10	<0.10	<0.10	<0.10	<0.10	<0.10	0.10	<0.10	<0.10	<0.10	<0.2	<0.2	0.50	<0.10	0.60	<0.10	<0.10	<0.10	<0.10
Maxim.		8.0	619.8	425.0	20.80	0.32	0.447	<0.10	<0.10	<0.10	<0.10	<0.10	0.20	0.50	<0.10	<0.10	<0.10	<1.1	<1.1	3.00	0.60	3.60	<0.10	<0.10	<0.10	0.10
St.dev		0.9	131.2	37.0	0.75	0.12	0.110	~0.00	~0.00	~0.00	~0.00	~0.00	~0.05	0.19	~0.00	~0.00	~0.00	~0.4	~0.4	1.20	~0.23	~1.43	~0.00	~0.00	~0.00	~0.00
Count		5	5	5	5	5	5	5	5	5	5	5	5	5	5	5	5	5	5	5	5	5	5	i4	i4	5

s/q(2) ! Suspect value(s)
i (2) ! Suspect or ambiguous basis-value(s) ignored in statistics.

Tab.width cont'd LEPI WHI, MU, J62, 67B Strandebarm, 1993-1101.

. Analytical Lab. =>				NIVA	NIVA
. Analysis Code. =>				341	341
____ Detection Limit =>				0.10	0.10
Samp/ Repl. no.	Sex F/M	Age year	Wght g	Lngt mm	QCB ppb w.wt	OCS ppb w.wt
01/ 1	M	6.0	303.3	334.0	<0.10	<0.10
02/ 1	X	7.0	374.1	360.0	<0.10	<0.10
03/ 1	X	8.0	413.1	383.0	<0.10	<0.10
04/ 1	X	8.0	557.1	411.0	<0.10	<0.10
05/ 1	X	8.0	619.8	425.0	<0.10	<0.10
Mean		7.4	453.5	382.6	<<0.10	<<0.10
Minim.		6.0	303.3	334.0	<0.10	<0.10
Maxim.		8.0	619.8	425.0	<0.10	<0.10
St.dev		0.9	131.2	37.0	~0.00	~0.00
Count		5	5	5	5	5

Sample.No 01 : Bulk of NIVA nos.:1,2,3,4,5 Signs of mechanical damage (e.g., net wounds) Liver absent
Sample.No 02 : Bulk of NIVA nos.:6,7,8,9,10 Muscle with signs of inner bleeding Signs of mechanical damage (e.g., net wounds)
Sample.No 03 : Bulk of NIVA nos.:11,12,13,14,15
Sample.No 04 : Bulk of NIVA nos.:16,17,18,19,20
Sample.No 05 : Bulk of NIVA nos.:21,22,23,24,25

292

Species : LEPI WHI, Lepidorhombus whiff-iagonis, GB: Megrim, N: Glassvar.
Sample.area: J62 Hardangerfjorden, Tissue : MUSCLE.
Locality : 67B Strandebarm, Latitude: 60°16.00N, Longitude: 06°02.00E.
Catch,date : 1994-1104, Count: 25, Sample type: Bulked.

. Analytical Lab. =>						NIVA	NIVA	NIVA	NIVA	NIVA	NIVA	NIVA	NIVA	NIVA	NIVA	NIVA	Σ(*)	Σ(*)	NIVA	NIVA	Σ(*)	NIVA	NIVA	Σ(*)	NIVA
. Analysis Code. =>						310	341	341	341	341	341	341	341	341	341	341	!	!	341	341	!	341	341	!	341
____ Detection Limit =>						0.005	0.05	0.05	0.05	0.05	0.05	0.05	0.05	0.05	0.05	0.05	!	!	0.10	0.05	!	0.05	0.05	!	0.05
Samp/ Repl. no.	Sex F/M	Age year	Wght g	Lngt mm	Dry %	Fat %	Hg ppm w.wt	CB28 ppb w.wt	CB52 ppb w.wt	CB101 ppb w.wt	CB105 ppb w.wt	CB118 ppb w.wt	CB138 ppb w.wt	CB153 ppb w.wt	CB156 ppb w.wt	CB180 ppb w.wt	CB209 ppb w.wt	CB_Σ7 ppb w.wt	CB_ΣΣ ppb w.wt	DDEPP ppb w.wt	TDEPP ppb w.wt	DD_Σn ppb w.wt	HCHA ppb w.wt	HCHG ppb w.wt	HC_Σn ppb w.wt	HCB ppb w.wt
01/ 1	X	5.0	354.4	359.0	21.00	0.15	0.195	miss	0.04	0.06	<0.03	0.05	0.07	0.13	<0.03	0.04	<0.03	0.4	<0.4	0.80	0.09	0.89	s0.09	0.03	s0.12	0.05
02/ 1	X	6.0	406.7	388.0	20.90	0.07	0.477	<0.03	<0.03	0.04	<0.03	s0.08	0.05	0.17	<0.03	0.07	<0.03	s<0.4	s<0.4	0.69	0.09	0.78	<0.03	<0.03	<0.03	0.03
03/ 1	X	7.0	455.2	405.0	19.50	0.05	0.534	<0.03	<0.03	0.05	<0.03	0.08	0.08	0.31	<0.03	0.11	<0.03	<0.7	<0.7	1.06	0.10	1.16	<0.03	<0.03	<0.03	<0.03
04/ 1	F	8.0	490.1	417.0	20.00	0.05	0.689	<0.03	<0.03	0.06	<0.03	0.08	0.08	0.25	<0.03	0.09	<0.03	<0.6	<0.6	1.11	0.10	1.21	<0.03	<0.03	<0.03	<0.03
05/ 1	X	8.0	629.8	432.0	21.10	0.06	0.258	<0.03	<0.03	0.04	<0.03	0.05	0.06	0.13	<0.03	0.04	<0.03	<0.4	<0.4	0.57	0.06	0.63	<0.03	<0.03	<0.03	0.03
Mean		6.8	467.2	400.2	20.50	0.08	0.431	<<0.03	<<0.03	0.05	<<0.03	0.07	0.07	0.20	<<0.03	0.07	<<0.03	<<0.5	<<0.5	0.85	0.09	0.93	<<0.03	<<0.03	<<0.03	<<0.03
Minim.		5.0	354.4	359.0	19.50	0.05	0.195	<0.03	<0.03	0.04	<0.03	0.05	0.05	0.13	<0.03	0.04	<0.03	<0.4	<0.4	0.57	0.06	0.63	<0.03	<0.03	<0.03	<0.03
Maxim.		8.0	629.8	432.0	21.10	0.15	0.689	<0.03	0.04	0.06	<0.03	0.08	0.08	0.31	<0.03	0.11	<0.03	<0.7	<0.7	1.11	0.10	1.21	<0.03	0.03	<0.03	0.05
St.dev		1.3	104.3	28.1	0.71	0.04	0.203	~0.00	~0.00	0.01	~0.00	0.02	0.01	0.08	~0.00	0.03	~0.00	~0.2	~0.1	0.23	0.02	0.25	~0.00	~0.00	~0.00	~0.01
Count		5	5	5	5	5	5	4	5	5	5	i4	5	5	5	5	5	i4	i4	5	5	5	i4	5	i4	5

s/q (5) ! Suspect value(s)
i (5) ! Suspect or ambiguous basis-value(s) ignored in statistics.
miss(1) ! Missing value.

Tab.width cont'd **LEPI WHI, MU, J62, 67B Strandebarm, 1994-1104.**

. Analytical Lab. =>				NIVA	NIVA
. Analysis Code. =>				341	341
____ Detection Limit =>				0.05	0.05
Samp/ Repl. no.	Sex F/M	Age year	Wght g	Lngt mm	QCB ppb w.wt	OCS ppb w.wt
01/ 1	X	5.0	354.4	359.0	<0.03	<0.03
02/ 1	X	6.0	406.7	388.0	<0.03	<0.03
03/ 1	X	7.0	455.2	405.0	<0.03	<0.03
04/ 1	F	8.0	490.1	417.0	<0.03	<0.03
05/ 1	X	8.0	629.8	432.0	<0.03	<0.03
Mean		6.8	467.2	400.2	<<0.03	<<0.03
Minim.		5.0	354.4	359.0	<0.03	<0.03
Maxim.		8.0	629.8	432.0	<0.03	<0.03
St.dev		1.3	104.3	28.1	~0.00	~0.00
Count		5	5	5	5	5

Sample.No 01 : Bulk of NIVA nos.:1,2,3,4,5 Muscle with signs of inner bleeding on fish 5
Sample.No 02 : Bulk of NIVA nos.:6,7,8,9,10 Liver absent on fish 7 Skin with metacercariae of cf. Cryptocotyle lingua on fish 8
Sample.No 03 : Bulk of NIVA nos.:11,12,13,14,15 Muscle with signs of inner bleeding on fish 11 Fish malodorous on fish15 Liver absent on fish 15
Sample.No 04 : Bulk of NIVA nos.:16,17,18,19,20 Signs of mechanical damage (e.g., net wounds) on fish 18
Sample.No 05 : Bulk of NIVA nos.:21,22,23,24,25 Skin with metacercariae of cf. Cryptocotyle lingua on fish 21 Muscle with signs of inner bleeding on fish 23

293

Species : **LEPI WHI**, Lepidorhombus whiff-iagonis, GB: Megrim, N: Glassvar.
Sample.area: **J62 Hardangerfjorden**, Tissue : **MUSCLE.**
Locality : **67B Strandebarm**, Latitude: 60°16.00N, Longitude: 06°02.00E.
Catch,date : **1995-1101**, Count: 25, Sample type: **Bulked.**

. Analytical Lab. =>						NIVA	NIVA	NIVA	NIVA	NIVA	NIVA	NIVA	NIVA	NIVA	NIVA	NIVA	Σ(*)	Σ(*)	NIVA	NIVA	Σ(*)	NIVA	NIVA	Σ(*)	NIVA
. Analysis Code. =>						310	341	341	341	341	341	341	341	341	341	341	!	!	341	341	!	341	341	!	341
____ Detection Limit =>						0.005	0.05	0.05	0.05	0.05	0.05	0.05	0.05	0.05	0.05	0.05	!	!	0.10	0.05	!	0.05	0.05	!	0.05
Samp/ Repl. no.	Sex F/M	Age year	Wght g	Lngt mm	Dry %	Fat %	Hg ppm w.wt	CB28 ppb w.wt	CB52 ppb w.wt	CB101 ppb w.wt	CB105 ppb w.wt	CB118 ppb w.wt	CB138 ppb w.wt	CB153 ppb w.wt	CB156 ppb w.wt	CB180 ppb w.wt	CB209 ppb w.wt	CB_Σ7 ppb w.wt	CB_ΣΣ ppb w.wt	DDEPP ppb w.wt	TDEPP ppb w.wt	DD_Σn ppb w.wt	HCHA ppb w.wt	HCHG ppb w.wt	HC_Σn ppb w.wt	HCB ppb w.wt
01/ 1	F	6.0	327.7	346.0	18.60	0.22	0.394	<0.03	0.03	0.18	0.06	0.25	0.20	1.25	0.09	0.40	<0.03	<2.3	<2.5	4.08	0.24	4.32	<0.03	0.08	<0.11	0.05
02/ 1	X	7.0	417.6	377.0	21.30	0.21	0.336	<0.03	0.05	0.11	0.03	0.10	0.13	0.34	0.03	0.10	<0.03	<0.9	<0.9	2.02	0.29	2.31	<0.03	0.06	<0.09	0.04
03/ 1	X	7.0	470.2	393.0	19.90	0.20	0.379	<0.03	0.05	0.16	0.05	0.18	0.21	0.63	0.05	0.21	<0.03	<1.5	<1.6	3.04	0.37	3.41	<0.03	s0.16	s<0.19	0.05
04/ 1	X	7.0	505.1	414.0	19.60	0.16	0.389	<0.03	0.05	0.17	0.06	0.22	0.24	0.88	0.06	0.25	<0.03	<1.8	<2.0	3.19	0.34	3.53	<0.03	s0.16	s<0.19	0.04
05/ 1	X	8.0	730.1	454.0	21.40	0.15	0.299	<0.03	0.04	0.11	0.04	0.12	0.16	0.32	0.03	0.09	<0.03	<0.9	<0.9	1.43	0.20	1.63	<0.03	s0.20	s<0.23	0.04
Mean		7.0	490.1	396.8	20.16	0.19	0.359	<<0.03	0.04	0.15	0.05	0.17	0.19	0.68	0.05	0.21	<<0.03	<<1.5	<<1.6	2.75	0.29	3.04	<<0.03	0.07	<<0.10	0.04
Minim.		6.0	327.7	346.0	18.60	0.15	0.299	<0.03	0.03	0.11	0.03	0.10	0.13	0.32	0.03	0.09	<0.03	<0.9	<0.9	1.43	0.20	1.63	<0.03	0.06	<0.09	0.04
Maxim.		8.0	730.1	454.0	21.40	0.22	0.394	<0.03	0.05	0.18	0.06	0.25	0.24	1.25	0.09	0.40	<0.03	<2.3	<2.5	4.08	0.37	4.32	<0.03	0.08	<0.11	0.05
St.dev		0.7	149.9	40.5	1.19	0.03	0.041	~0.00	0.01	0.03	0.01	0.06	0.04	0.39	0.02	0.13	~0.00	~0.6	~0.7	1.04	0.07	1.06	~0.00	0.01	~0.01	0.01
Count		5	5	5	5	5	5	5	5	5	5	5	5	5	5	5	5	5	5	5	5	5	5	i2	i2	5

s/q(6) ! Suspect value(s)
i (2) ! Suspect or ambiguous basis-value(s) ignored in statistics.

Tab.width cont'd LEPI WHI, MU, J62, 67B Strandebarm, 1995-1101.

. Analytical Lab. =>				NIVA	NIVA
. Analysis Code. =>				341	341
Detection Limit =>				0.05	0.05
Samp/ Repl. no.	Sex F/M	Age year	Wght g	Lngt mm	QCB ppb w.wt	OCS ppb w.wt
01/ 1	F	6.0	327.7	346.0	<0.03	<0.03
02/ 1	X	7.0	417.6	377.0	<0.03	<0.03
03/ 1	X	7.0	470.2	393.0	<0.03	<0.03
04/ 1	X	7.0	505.1	414.0	<0.03	<0.03
05/ 1	X	8.0	730.1	454.0	<0.03	<0.03
Mean		7.0	490.1	396.8	<<0.03	<<0.03
Minim.		6.0	327.7	346.0	<0.03	<0.03
Maxim.		8.0	730.1	454.0	<0.03	<0.03
St.dev		0.7	149.9	40.5	~0.00	~0.00
Count		5	5	5	5	5

Sample.No 01 : Bulk of NIVA nos.: 1,2,3,4,5
Sample.No 02 : Bulk of NIVA nos.: 6,7,8,9,10 Muscle with signs of inner bleeding on fish 8,10
Sample.No 03 : Bulk of NIVA nos.: 11,12,13,14,15 Skin with metacercariae of cf. Cryptocotyle lingua on fish14 Skin with ulceration, lymphocytic areas and/or lesions on 15 Muscle with signs of inner bleeding on fish 15
Sample.No 04 : Bulk of NIVA nos.: 16,17,18,19,20 Skin with metacercariae of cf. Cryptocotyle lingua on fish 19
Sample.No 05 : Bulk of NIVA nos.: 21,22,23,24,25 Muscle with signs of inner bleeding on fish 21,22 Skin with ulceration, lymphocytic areas and/or lesions on fish 21

294

Species : LEPI WHI, Lepidorhombus whiff-iagonis, GB: Megrim, N: Glassvar.
Sample.area: J62 Hardangerfjorden, Tissue : MUSCLE.
Locality : 67B Strandebarm, Latitude: 60°16.00N, Longitude: 06°02.00E.
Catch,date : 1996-1001, Count: 25, Sample type: Bulked.

. Analytical Lab. =>							NIVA	NIVA	NIVA	NIVA	NIVA	NIVA	NIVA	NIVA	NIVA	NIVA	NIVA	Σ(*)	Σ(*)	NIVA	NIVA	Σ(*)	NIVA	NIVA	Σ(*)
. Analysis Code. =>							310	341	341	341	341	341	341	341	341	341	341	!	!	341	341	!	341	341	!
Detection Limit =>							0.005	0.05	0.05	0.05	0.05	0.05	0.05	0.05	0.05	0.05	0.05	!	!	0.10	0.05	!	0.05	0.05	!
Samp/ Repl. no.	Sex F/M	Age year	Wght g	Lngt mm	Mean Weight g	Dry %	Fat %	Hg ppm w.wt	CB28 ppb w.wt	CB52 ppb w.wt	CB101 ppb w.wt	CB105 ppb w.wt	CB118 ppb w.wt	CB138 ppb w.wt	CB153 ppb w.wt	CB156 ppb w.wt	CB180 ppb w.wt	CB209 ppb w.wt	CB_Σ7 ppb w.wt	CB_ΣΣ ppb w.wt	DDEPP ppb w.wt	TDEPP ppb w.wt	DD_Σn ppb w.wt	HCHA ppb w.wt	HCHG ppb w.wt	HC_Σn ppb w.wt
01/ 1	X	7.6	355.4	363.0	20.0	20.10	0.19	0.272	<0.03	0.04	0.06	<0.03	0.05	0.07	0.16	<0.03	0.04	<0.03	<0.5	<0.5	0.78	0.12	0.90	<0.03	0.03	<0.06
02/ 1	X	7.8	501.0	401.0	20.0	20.20	0.44	0.581	<0.03	0.08	0.15	0.05	0.18	0.29	1.03	0.06	0.20	0.04	<2.0	<2.1	2.33	0.11	2.44	<0.03	miss	<0.03
03/ 1	X	8.2	604.0	423.0	20.0	20.00	0.38	0.418	<0.03	0.06	0.10	0.04	0.11	0.16	0.41	0.03	0.13	<0.03	<1.0	<1.1	1.55	0.18	1.73	<0.03	miss	<0.03
04/ 1	X	8.2	711.2	450.0	20.0	20.10	0.17	0.273	<0.03	0.03	0.06	<0.03	0.05	0.07	0.17	<0.03	0.05	<0.03	<0.5	<0.5	0.62	0.10	0.72	<0.03	miss	<0.03
05/ 1	X	9.6	998.6	497.0	20.0	20.00	0.06	0.507	<0.03	0.03	0.05	<0.03	0.05	0.06	0.13	<0.03	0.03	<0.03	<0.4	<0.4	0.59	0.08	0.67	<0.03	0.03	<0.06
Mean		8.3	634.0	426.8	20.0	20.08	0.25	0.410	<<0.03	0.05	0.08	<<0.04	0.09	0.13	0.38	<<0.04	0.09	<<0.03	<<0.9	<<0.9	1.17	0.12	1.29	<<0.03	0.03	<<0.04
Minim.		7.6	355.4	363.0	20.0	20.00	0.06	0.272	<0.03	0.03	0.05	<0.03	0.05	0.06	0.13	<0.03	0.03	<0.03	<0.4	<0.4	0.59	0.08	0.67	<0.03	0.03	<0.03
Maxim.		9.6	998.6	497.0	20.0	20.20	0.44	0.581	<0.03	0.08	0.15	0.05	0.18	0.29	1.03	0.06	0.20	0.04	<2.0	<2.1	2.33	0.18	2.44	<0.03	0.03	<0.06
St.dev		0.8	242.4	50.5	0.0	0.08	0.16	0.138	~0.00	0.02	0.04	~0.01	0.06	0.10	0.38	~0.01	0.07	~0.00	~0.7	~0.7	0.76	0.04	0.77	~0.00	0.00	~0.02
Count		5	5	5	5	5	5	5	5	5	5	5	5	5	5	5	5	5	5	5	5	5	5	2	5

miss(3) ! Missing value.

Tab.width cont'd LEPI WHI, MU, J62, 67B Strandebarm, 1996-1001.

Samp/ Repl. no.	Sex F/M	Age year	Wght g	Lngt mm	HCB ppb w.wt	QCB ppb w.wt	OCS ppb w.wt
. Analytical Lab. =>					NIVA	NIVA	NIVA
. Analysis Code. =>					341	341	341
Detection Limit =>					0.05	0.05	0.05
01/ 1	X	7.6	355.4	363.0	0.04	<0.03	<0.03
02/ 1	X	7.8	501.0	401.0	0.03	<0.03	<0.03
03/ 1	X	8.2	604.0	423.0	0.05	<0.03	<0.03
04/ 1	X	8.2	711.2	450.0	0.03	<0.03	<0.03
05/ 1	X	9.6	998.6	497.0	<0.03	<0.03	<0.03
Mean		8.3	634.0	426.8	<0.04	<<0.03	<<0.03
Minim.		7.6	355.4	363.0	<0.03	<0.03	<0.03
Maxim.		9.6	998.6	497.0	0.05	<0.03	<0.03
St.dev		0.8	242.4	50.5	0.01	~0.00	~0.00
Count		5	5	5	5	5	5

Sample.No 01 : Bulk of NIVA nos.:1,2,3,4,5
Sample.No 02 : Bulk of NIVA nos.:6,7,8,9,10
Sample.No 03 : Bulk of NIVA nos.:11,12,13,14,15
Sample.No 04 : Bulk of NIVA nos.:16,17,18,19,20
Sample.No 05 : Bulk of NIVA nos.:21,22,23,24,25 Muscle with signs of inner bleeding (22,25) Skin with metacercariae of cf. Cryptocotyle lingua (24)

295

Species : LEPI WHI, Lepidorhombus whiff-iagonis, GB: Megrim, N: Glassvar.
Sample.area: J62 Hardangerfjorden, Tissue : MUSCLE.
Locality : 67B Strandebarm, Latitude: 60°16.00N, Longitude: 06°02.00E.
Catch,date : 1997-0901, Count: 24, Sample type: Bulked.

Samp/ Repl. no.	Sex F/M	Age year	Wght g	Lngt mm	Mean Weight g	Dry %	Fat %	Hg ppm w.wt	CB28 ppb w.wt	CB52 ppb w.wt	CB101 ppb w.wt	CB105 ppb w.wt	CB118 ppb w.wt	CB138 ppb w.wt	CB153 ppb w.wt	CB156 ppb w.wt	CB180 ppb w.wt	CB209 ppb w.wt	CB_Σ7 ppb w.wt	CB_ΣΣ ppb w.wt	DDEPP ppb w.wt	TDEPP ppb w.wt	DD_Σn ppb w.wt	HCHA ppb w.wt	HCHG ppb w.wt	HC_Σn ppb w.wt
. Analytical Lab. =>								NIVA	NIVA	NIVA	NIVA	NIVA	NIVA	NIVA	NIVA	NIVA	NIVA	NIVA	Σ(*)	Σ(*)	NIVA	NIVA	Σ(*)	NIVA	NIVA	Σ(*)
. Analysis Code. =>								310	341	341	341	341	341	341	341	341	341	341	!	!	341	341	!	341	341	!
Detection Limit =>								0.005	0.05	0.05	0.05	0.05	0.05	0.05	0.05	0.05	0.05	0.05	!	!	0.10	0.05	!	0.05	0.05	!
01/ 1	M	5.0	321.4	334.0	20.3	20.30	0.30	0.104	<0.02	<0.02	0.07	0.04	0.09	0.15	0.24	0.03	0.06	0.02	<0.6	<0.7	1.27	0.26	1.53	0.03	0.06	0.09
02/ 1	M	7.2	456.5	382.0	19.8	20.00	0.40	0.284	0.02	0.04	0.10	0.06	0.13	0.29	0.36	0.06	0.12	<0.02	1.1	<1.2	2.03	0.49	2.52	0.02	0.04	0.06
03/ 1	F	7.2	550.4	416.0	21.1	18.90	0.37	0.304	<0.02	0.05	0.10	0.07	0.16	0.34	0.51	0.05	0.18	<0.02	<1.4	<1.5	2.34	0.53	2.87	0.03	0.06	0.09
04/ 1	F	7.4	689.6	439.0	20.8	19.20	0.20	0.272	<0.02	0.03	0.07	0.05	0.10	0.17	0.23	0.03	0.07	<0.02	<0.7	<0.8	1.24	0.60	1.84	0.03	0.05	0.08
05/ 1	F	9.3	1133.3	501.0	24.1	19.60	0.19	0.402	<0.02	<0.02	<0.02	0.03	0.06	0.12	0.16	<0.03	<0.03	<0.03	<0.4	<0.4	0.70	0.20	0.90	0.05	0.04	0.09
Mean		7.2	630.2	414.4	21.2	19.60	0.29	0.273	<<0.02	<<0.03	<0.07	0.05	0.11	0.21	0.30	<0.04	<0.09	<<0.02	<<0.8	<<0.9	1.52	0.42	1.93	0.03	0.05	0.08
Minim.		5.0	321.4	334.0	19.8	18.90	0.19	0.104	<0.02	<0.02	<0.02	0.03	0.06	0.12	0.16	<0.03	<0.03	<0.02	<0.4	<0.4	0.70	0.20	0.90	0.02	0.04	0.06
Maxim.		9.3	1133.3	501.0	24.1	20.30	0.40	0.402	<0.02	0.05	0.10	0.07	0.16	0.34	0.51	0.06	0.18	<0.03	<1.4	<1.5	2.34	0.60	2.87	0.05	0.06	0.09
St.dev		1.5	311.7	62.5	1.7	0.57	0.10	0.108	~0.00	~0.01	0.03	0.02	0.04	0.10	0.14	0.01	0.06	~0.00	~0.4	~0.4	0.66	0.18	0.78	0.01	0.01	0.01
Count		5	5	5	5	5	5	5	5	5	5	5	5	5	5	5	5	5	5	5	5	5	5	5	5	5

Tab.width cont'd LEPI WHI, MU, J62, 67B Strandebarm, 1997-0901.

. Analytical Lab. =>				NIVA	NIVA	NIVA
. Analysis Code. =>				341	341	341
____ Detection Limit =>				0.05	0.05	0.05
Samp/ Repl. no.	Sex F/M	Age year	Wght g	Lngt mm	HCB ppb w.wt	QCB ppb w.wt	OCS ppb w.wt
01/ 1	M	5.0	321.4	334.0	0.07	0.03	<0.02
02/ 1	M	7.2	456.5	382.0	0.08	0.03	<0.02
03/ 1	F	7.2	550.4	416.0	0.08	0.03	<0.02
04/ 1	F	7.4	689.6	439.0	0.07	0.02	<0.02
05/ 1	F	9.3	1133.3	501.0	0.04	<0.02	<0.02
Mean		7.2	630.2	414.4	0.07	<0.03	<<0.02
Minim.		5.0	321.4	334.0	0.04	<0.02	<0.02
Maxim.		9.3	1133.3	501.0	0.08	0.03	<0.02
St.dev		1.5	311.7	62.5	0.02	0.01	~0.00
Count		5	5	5	5	5	5

Sample.No 01 : Bulk of NIVA nos.:1,2,3,4,5
Sample.No 02 : Bulk of NIVA nos.:6,7,8,9,10
Sample.No 03 : Bulk of NIVA nos.:11,12,13,14,15
Sample.No 04 : Bulk of NIVA nos.:16,17,18,19,20 Muscle with signs of inner bleeding (18)
Sample.No 05 : Bulk of NIVA nos.:21,22,23,24

296

Species : LIMA LIM, Limanda limanda, GB: Dab, N: Sandflyndre.
Sample.area: J26 Oslofjorden, Tissue : LIVER.
Locality : 36F Færder area, Latitude: 59°04.00N, Longitude: 10°23.00E.
Catch,date : 1993-1201, Count: 25, Sample type: Bulked.

. Analytical Lab. =>							NIVA	NIVA	NIVA	NIVA	NIVA	NIVA	NIVA	NIVA	NIVA	NIVA	NIVA	NIVA	NIVA	NIVA	Σ(*)	Σ(*)	NIVA	NIVA	Σ(*)
. Analysis Code. =>							312	311	312	311	340	340	340	340	340	340	340	340	340	340	!	!	340	340	!
____ Detection Limit =>							0.050	0.010	0.030	1.00	4.00	4.00	4.00	4.00	4.00	4.00	4.00	4.00	4.00	4.00	!	!	4.00	4.00	!
Samp/ Repl. no.	Sex F/M	Age year	Wght g	Lngt mm	Mean Weight g	Dry %	Fat %	Cd ppm w.wt	Cu ppm w.wt	Pb ppm w.wt	Zn ppm w.wt	CB28 ppb w.wt	CB52 ppb w.wt	CB101 ppb w.wt	CB105 ppb w.wt	CB118 ppb w.wt	CB138 ppb w.wt	CB153 ppb w.wt	CB156 ppb w.wt	CB180 ppb w.wt	CB209 ppb w.wt	CB_Σ7 ppb w.wt	CB_ΣΣ ppb w.wt	DDEPP ppb w.wt	TDEPP ppb w.wt	DD_Σn ppb w.wt
01/ 1	X	5.0	169.3	245.0	2.0	33.90	15.90	0.341	8.420	0.070	27.20	2.00	2.00	9.00	22.00	86.00	121.00	171.00	9.00	27.00	8.00	418.0	457.0	20.00	<1.00	<21.00
02/ 1	M	4.0	197.3	263.0	2.5	35.60	21.90	0.295	8.090	0.080	25.70	3.00	3.00	12.00	22.00	90.00	126.00	191.00	10.00	29.00	10.00	454.0	496.0	21.00	<1.00	<22.00
03/ 1	X	6.0	250.3	281.0	3.3	29.60	12.70	0.298	7.170	0.060	28.20	3.00	4.00	19.00	21.00	75.00	111.00	150.00	9.00	27.00	7.00	389.0	426.0	28.00	<1.00	<29.00
04/ 1	X	6.0	301.1	301.0	4.0	34.00	16.60	0.193	8.000	0.080	26.50	3.00	3.00	15.00	16.00	71.00	100.00	152.00	8.00	24.00	8.00	368.0	400.0	16.00	<1.00	<17.00
05/ 1	F	7.0	348.9	320.0	4.7	33.30	15.50	0.188	9.850	0.050	60.60	3.00	3.00	11.00	27.00	108.00	162.00	239.00	14.00	43.00	8.00	569.0	618.0	27.00	<1.00	<28.00
Mean		5.6	253.4	282.0	3.3	33.28	16.52	0.263	8.306	0.068	33.64	2.80	3.00	13.20	21.60	86.00	124.00	180.60	10.00	30.00	8.20	439.6	479.4	22.40	<<1.00	<<23.40
Minim.		4.0	169.3	245.0	2.0	29.60	12.70	0.188	7.170	0.050	25.70	2.00	2.00	9.00	16.00	71.00	100.00	150.00	8.00	24.00	7.00	368.0	400.0	16.00	<1.00	<17.00
Maxim.		7.0	348.9	320.0	4.7	35.60	21.90	0.341	9.850	0.080	60.60	3.00	4.00	19.00	27.00	108.00	162.00	239.00	14.00	43.00	10.00	569.0	618.0	28.00	<1.00	<29.00
St.dev		1.1	73.5	29.7	1.1	2.23	3.35	0.069	0.978	0.013	15.10	0.45	0.71	3.90	3.91	14.54	23.46	36.62	2.35	7.48	1.10	79.2	85.4	5.03	~0.00	~5.03
Count		5	5	5	5	5	5	5	5	5	5	5	5	5	5	5	5	5	5	5	5	5	5	5	5	5

Tab.width cont'd **LIMA LIM, LI, J26, 36F Færder area, 1993-1201.**

. Analytical Lab. =>				NIVA	NIVA	Σ(*)	NIVA	NIVA	NIVA
. Analysis Code. =>				340	340	!	340	340	340
____ Detection Limit =>				4.00	4.00	!	4.00	4.00	4.00
Samp/ Repl. no.	Sex F/M	Age year	Wght g	Lngt mm	HCHA ppb w.wt	HCHG ppb w.wt	HC_Σn ppb w.wt	HCB ppb w.wt	QCB ppb w.wt	OCS ppb w.wt
01/ 1	X	5.0	169.3	245.0	1.00	2.00	3.00	2.00	<1.00	<1.00
02/ 1	M	4.0	197.3	263.0	<1.00	2.00	<3.00	3.00	<1.00	<1.00
03/ 1	X	6.0	250.3	281.0	<1.00	1.00	<2.00	2.00	<1.00	<1.00
04/ 1	X	6.0	301.1	301.0	<1.00	1.00	<2.00	2.00	<1.00	<1.00
05/ 1	F	7.0	348.9	320.0	<1.00	<1.00	<1.00	3.00	<1.00	<1.00
Mean		5.6	253.4	282.0	<<1.00	<1.40	<<2.20	2.40	<<1.00	<<1.00
Minim.		4.0	169.3	245.0	<1.00	<1.00	<1.00	2.00	<1.00	<1.00
Maxim.		7.0	348.9	320.0	1.00	2.00	3.00	3.00	<1.00	<1.00
St.dev		1.1	73.5	29.7	~0.00	0.55	~0.84	0.55	~0.00	~0.00
Count		5	5	5	5	5	5	5	5	5

Sample.No 01 : Bulk of NIVA nos.:1,2,3,4,5 Skin with metacercariae of cf. Cryptocotyle lingua
Sample.No 02 : Bulk of NIVA nos.:6,7,8,9,10 Skin with metacercariae of cf. Cryptocotyle lingua
Sample.No 03 : Bulk of NIVA nos.:11,12,13,14,15 Skin with metacercariae of cf. Cryptocotyle lingua Muscle with signs of inner bleeding
Sample.No 04 : Bulk of NIVA nos.:16,17,18,19,20 Skin with metacercariae of cf. Cryptocotyle lingua Muscle with signs of inner bleeding
Sample.No 05 : Bulk of NIVA nos.:21,22,23,24,25

2197

Species : **LIMA LIM**, Limanda limanda, GB: Dab, N: Sandflyndre.
Sample.area: **J26 Oslofjorden**, Tissue : **LIVER**.
Locality : **36F Færder area**, Latitude: 59°04.00N, Longitude: 10°23.00E.
Catch,date : **1994-1200**, Count: 25, Sample type: **Bulked**.

. Analytical Lab. =>						NIVA	NIVA	NIVA	NIVA	NIVA	NIVA	NIVA	NIVA	NIVA	NIVA	NIVA	NIVA	NIVA	NIVA	Σ(*)	Σ(*)	NIVA	NIVA	Σ(*)
. Analysis Code. =>						312	311	312	311	340	340	340	340	340	340	340	340	340	340	!	!	340	340	!
____ Detection Limit =>						0.050	0.010	0.030	1.00	3.00	3.00	3.00	3.00	3.00	3.00	3.00	3.00	3.00	3.00	!	!	4.00	3.00	!
Samp/ Repl. no.	Sex F/M	Age year	Wght g	Lngt mm	Mean Weight g	Dry %	Fat %	Cd ppm w.wt	Cu ppm w.wt	Pb ppm w.wt	Zn ppm w.wt	CB28 ppb w.wt	CB52 ppb w.wt	CB101 ppb w.wt	CB105 ppb w.wt	CB118 ppb w.wt	CB138 ppb w.wt	CB153 ppb w.wt	CB156 ppb w.wt	CB180 ppb w.wt	CB209 ppb w.wt	CB_Σ7 ppb w.wt	CB_ΣΣ ppb w.wt	DDEPP ppb w.wt	TDEPP ppb w.wt	DD_Σn ppb w.wt
01/ 1	M	3.0	175.4	249.0	2.1	31.50	15.00	0.195	6.900	<.030	27.10	3.00	7.00	32.00	22.00	68.00	115.00	159.00	9.00	32.00	14.00	416.0	461.0	54.00	5.00	59.00
02/ 1	X	3.0	218.9	270.0	2.4	33.30	18.00	0.108	7.300	0.040	28.40	5.00	10.00	45.00	31.00	90.00	150.00	206.00	13.00	46.00	14.00	552.0	610.0	50.00	6.00	56.00
03/ 1	X	4.0	232.8	275.0	2.8	33.20	17.00	0.135	7.600	<.030	28.40	3.00	5.00	21.00	15.00	45.00	74.00	106.00	6.00	23.00	14.00	277.0	312.0	35.00	3.00	38.00
04/ 1	X	5.0	282.9	289.0	3.7	37.40	21.00	0.126	9.000	0.030	31.10	4.00	8.00	26.00	23.00	69.00	104.00	135.00	9.00	29.00	11.00	375.0	418.0	43.00	3.00	46.00
05/ 1	X	6.0	376.5	327.0	5.4	33.60	19.00	0.153	4.300	<.030	31.10	4.00	9.00	37.00	23.00	72.00	103.00	148.00	9.00	31.00	10.00	404.0	446.0	60.00	6.00	66.00
Mean		4.2	257.3	282.0	3.3	33.80	18.00	0.143	7.020	<<.032	29.22	3.80	7.80	32.20	22.80	68.80	109.20	150.80	9.20	32.20	12.60	404.8	449.4	48.40	4.60	53.00
Minim.		3.0	175.4	249.0	2.1	31.50	15.00	0.108	4.300	<.030	27.10	3.00	5.00	21.00	15.00	45.00	74.00	106.00	6.00	23.00	10.00	277.0	312.0	35.00	3.00	38.00
Maxim.		6.0	376.5	327.0	5.4	37.40	21.00	0.195	9.000	0.040	31.10	5.00	10.00	45.00	31.00	90.00	150.00	206.00	13.00	46.00	14.00	552.0	610.0	60.00	6.00	66.00
St.dev		1.3	76.9	29.0	1.3	2.17	2.24	0.033	1.714	~.004	1.80	0.84	1.92	9.36	5.67	16.02	27.40	36.67	2.49	8.47	1.95	98.8	107.0	9.71	1.52	11.05
Count		5	5	5	5	5	5	5	5	5	5	5	5	5	5	5	5	5	5	5	5	5	5	5	5	5

Tab.width cont'd LIMA LIM, LI, J26, 36F Færder area, 1994-1200.

. Analytical Lab. =>				NIVA	NIVA	Σ(*)	NIVA	NIVA	NIVA
. Analysis Code. =>				340	340	!	340	340	340
____ Detection Limit =>				3.00	3.00	!	3.00	3.00	3.00
Samp/ Repl. no.	Sex F/M	Age year	Wght g	Lngt mm	HCHA ppb w.wt	HCHG ppb w.wt	HC_Σn ppb w.wt	HCB ppb w.wt	QCB ppb w.wt	OCS ppb w.wt
01/ 1	M	3.0	175.4	249.0	2.00	4.00	6.00	2.00	<1.00	1.00
02/ 1	X	3.0	218.9	270.0	2.00	4.00	6.00	3.00	<1.00	<1.00
03/ 1	X	4.0	232.8	275.0	2.00	5.00	7.00	2.00	<1.00	<1.00
04/ 1	X	5.0	282.9	289.0	2.00	5.00	7.00	3.00	<1.00	<1.00
05/ 1	X	6.0	376.5	327.0	2.00	4.00	6.00	3.00	<1.00	1.00
Mean		4.2	257.3	282.0	2.00	4.40	6.40	2.60	<<1.00	<<1.00
Minim.		3.0	175.4	249.0	2.00	4.00	6.00	2.00	<1.00	<1.00
Maxim.		6.0	376.5	327.0	2.00	5.00	7.00	3.00	<1.00	1.00
St.dev		1.3	76.9	29.0	0.00	0.55	0.55	0.55	~0.00	~0.00
Count		5	5	5	5	5	5	5	5	5

Sample.No 01 : Bulk of NIVA nos.:1,2,3,4,5 Skin with metacercariae of cf. Cryptocotyle lingua on fish 2,3,4,5
Sample.No 02 : Bulk of NIVA nos.:6,7,8,9,10 Skin with metacercariae of cf. Cryptocotyle lingua on fish 7,8,9 Muscle with signs of inner bleeding on fish 9
Sample.No 03 : Bulk of NIVA nos.:11,12,13,14,15 Skin with metacercariae of cf. Cryptocotyle lingua Muscle with signs of inner bleeding on fish 12,13
Sample.No 04 : Bulk of NIVA nos.:16,17,18,19,20 Skin with metacercariae of cf. Cryptocotyle lingua on fish 16,17,18,19 Muscle with signs of inner bleeding on fish 20
Sample.No 05 : Bulk of NIVA nos.:21,22,23,24,25 Skin with metacercariae of cf. Cryptocotyle lingua on fish 21,22,24,25 Muscle with signs of inner bleeding on fish 22,24,25

298

Species : LIMA LIM, Limanda limanda, GB: Dab, N: Sandflyndre.
Sample.area: J26 Oslofjorden, Tissue : LIVER.
Locality : 36F Færder area, Latitude: 59°04.00N, Longitude: 10°23.00E.
Catch,date : 1995-1115, Count: 25, Sample type: Bulked.

. Analytical Lab. =>						NIVA	NIVA	NIVA	NIVA	NIVA	NIVA	NIVA	NIVA	NIVA	NIVA	NIVA	NIVA	NIVA	Σ(*)	Σ(*)	NIVA	NIVA	Σ(*)	NIVA
. Analysis Code. =>						312	311	312	311	340	340	340	340	340	340	340	340	340	!	!	340	340	!	340
____ Detection Limit =>						0.050	0.010	0.030	1.00	3.00	3.00	3.00	3.00	3.00	3.00	3.00	3.00	3.00	!	!	4.00	3.00	!	3.00
Samp/ Repl. no.	Sex F/M	Age year	Wght g	Lngt mm	Dry %	Fat %	Cd ppm w.wt	Cu ppm w.wt	Pb ppm w.wt	Zn ppm w.wt	CB28 ppb w.wt	CB52 ppb w.wt	CB101 ppb w.wt	CB105 ppb w.wt	CB118 ppb w.wt	CB138 ppb w.wt	CB153 ppb w.wt	CB156 ppb w.wt	CB180 ppb w.wt	CB209 ppb w.wt	CB_Σ7 ppb w.wt	CB_ΣΣ ppb w.wt	DDEPP ppb w.wt	TDEPP ppb w.wt	DD_Σn ppb w.wt	HCHA ppb w.wt
01/ 1	X	3.0	193.0	261.0	34.80	17.30	0.133	8.300	<.020	25.60	3.00	4.00	24.00	24.00	74.00	135.00	178.00	12.00	42.00	14.00	460.0	510.0	27.00	2.00	29.00	1.00
02/ 1	X	5.0	226.5	274.0	29.60	13.70	0.198	8.900	<.020	28.00	3.00	6.00	32.00	22.00	65.00	114.00	145.00	10.00	33.00	11.00	398.0	441.0	38.00	3.00	41.00	1.00
03/ 1	X	5.0	254.5	280.0	35.10	19.90	0.147	8.000	<.020	25.20	3.00	6.00	32.00	24.00	69.00	126.00	161.00	11.00	36.00	17.00	433.0	485.0	40.00	3.00	43.00	2.00
04/ 1	X	5.0	264.4	287.0	33.60	18.00	0.188	9.200	<.020	29.00	3.00	5.00	23.00	22.00	66.00	117.00	159.00	9.00	31.00	13.00	404.0	448.0	40.00	2.00	42.00	2.00
05/ 1	F	5.0	322.1	304.0	36.40	21.30	0.119	10.000	<.020	30.40	8.00	11.00	39.00	34.00	107.00	164.00	213.00	14.00	45.00	11.00	587.0	646.0	40.00	3.00	43.00	2.00
Mean		4.6	252.1	281.2	33.90	18.04	0.157	8.880	<<.020	27.64	4.00	6.40	30.00	25.20	76.20	131.20	171.20	11.20	37.40	13.20	456.4	506.0	37.00	2.60	39.60	1.60
Minim.		3.0	193.0	261.0	29.60	13.70	0.119	8.000	<.020	25.20	3.00	4.00	23.00	22.00	65.00	114.00	145.00	9.00	31.00	11.00	398.0	441.0	27.00	2.00	29.00	1.00
Maxim.		5.0	322.1	304.0	36.40	21.30	0.198	10.000	<.020	30.40	8.00	11.00	39.00	34.00	107.00	164.00	213.00	14.00	45.00	17.00	587.0	646.0	40.00	3.00	43.00	2.00
St.dev		0.9	48.0	15.9	2.60	2.89	0.035	0.785	~.000	2.22	2.24	2.70	6.60	5.02	17.57	20.09	26.14	1.92	5.94	2.49	77.1	83.1	5.66	0.55	5.98	0.55
Count		5	5	5	5	5	5	5	5	5	5	5	5	5	5	5	5	5	5	5	5	5	5	5	5	5

Tab.width cont'd **LIMA LIM, LI, J26, 36F Færder area, 1995-1115.**

. Analytical Lab. ⇒				NIVA	Σ(*)	NIVA	NIVA	NIVA
. Analysis Code. ⇒				340	!	340	340	340
Detection Limit ⇒				3.00	!	3.00	3.00	3.00
Samp/ Repl. no.	Sex F/M	Age year	Wght g	Lngt mm	HCHG ppb w.wt	HC_Σn ppb w.wt	HCB ppb w.wt	QCB ppb w.wt	OCS ppb w.wt
01/ 1	X	3.0	193.0	261.0	3.00	4.00	2.00	<1.00	<1.00
02/ 1	X	5.0	226.5	274.0	2.00	3.00	2.00	<1.00	<1.00
03/ 1	X	5.0	254.5	280.0	3.00	5.00	2.00	<1.00	<1.00
04/ 1	X	5.0	264.4	287.0	3.00	5.00	2.00	<1.00	<1.00
05/ 1	F	5.0	322.1	304.0	3.00	5.00	2.00	<1.00	1.00
Mean		4.6	252.1	281.2	2.80	4.40	2.00	<<1.00	<<1.00
Minim.		3.0	193.0	261.0	2.00	3.00	2.00	<1.00	<1.00
Maxim.		5.0	322.1	304.0	3.00	5.00	2.00	<1.00	1.00
St.dev		0.9	48.0	15.9	0.45	0.89	0.00	~0.00	~0.00
Count		5	5	5	5	5	5	5	5

Sample.No 01 : Bulk of NIVA nos.: 1,2,3,4,5 Skin with metacercariae of cf. Cryptocotyle lingua on fish 1
Sample.No 02 : Bulk of NIVA nos.: 6,7,8,9,10 Skin with metacercariae of cf. Cryptocotyle lingua on fish 7,8,9 Muscle with signs of inner bleeding on fish 9
Sample.No 03 : Bulk of NIVA nos.: 11,12,13,14,15 Skin with metacercariae of cf. Cryptocotyle lingua on fish 12,13, Muscle with signs of inner bleeding on fish 12,13, 14
Sample.No 04 : Bulk of NIVA nos.: 16,17,18,19,20 Skin with metacercariae of cf. Cryptocotyle lingua on fish 17,18,19 Muscle with signs of inner bleeding on fish 17, 19
Sample.No 05 : Bulk of NIVA nos.: 21,22,23,24,25 Skin with metacercariae of cf. Cryptocotyle lingua on 23,25 Muscle with signs of inner bleeding on 23 Liver and/or intestinal guts with larvae of Anisakis simplex Liver with necrotic areas and/or discolouration on 25

Species : **LIMA LIM**, Limanda limanda, GB: Dab, N: Sandflyndre.
Sample.area: **J26 Oslofjorden**, Tissue : **LIVER.**
Locality : **36F Færder area**, Latitude: 59°04.00N, Longitude: 10°23.00E.
Catch,date : **1996-1215**, Count: 25, Sample type: **Bulked.**

. Analytical Lab. ⇒							NIVA	NIVA	NIVA	NIVA	NIVA	NIVA	NIVA	NIVA	NIVA	NIVA	NIVA	NIVA	NIVA	NIVA	Σ(*)	Σ(*)	NIVA	NIVA	Σ(*)
. Analysis Code. ⇒							312	311	312	311	340	340	340	340	340	340	340	340	340	340	!	!	340	340	!
Detection Limit ⇒							0.050	0.010	0.030	1.00	3.00	3.00	3.00	3.00	3.00	3.00	3.00	3.00	3.00	3.00	!	!	4.00	3.00	!
Samp/ Repl. no.	Sex F/M	Age year	Wght g	Lngt mm	Mean Weight g	Dry %	Fat %	Cd ppm w.wt	Cu ppm w.wt	Pb ppm w.wt	Zn ppm w.wt	CB28 ppb w.wt	CB52 ppb w.wt	CB101 ppb w.wt	CB105 ppb w.wt	CB118 ppb w.wt	CB138 ppb w.wt	CB153 ppb w.wt	CB156 ppb w.wt	CB180 ppb w.wt	CB209 ppb w.wt	CB_Σ7 ppb w.wt	CB_ΣΣ ppb w.wt	DDEPP ppb w.wt	TDEPP ppb w.wt	DD_Σn ppb w.wt
01/ 1	X	4.0	186.8	274.0	2.7	38.00	24.00	0.102	7.390	0.030	32.50	3.80	6.60	25.10	20.00	49.10	80.80	100.30	7.40	21.80	9.70	287.5	324.6	40.00	6.30	46.30
02/ 1	X	4.0	214.8	270.0	2.6	36.40	20.70	0.226	7.060	0.060	28.70	3.10	4.40	21.10	24.60	63.80	113.00	150.80	10.50	29.70	11.30	385.9	432.3	47.20	5.60	52.80
03/ 1	X	4.0	258.0	283.0	4.3	41.40	23.10	0.102	7.060	0.040	29.30	5.40	15.20	71.10	39.20	116.20	180.10	229.60	17.40	45.10	8.00	662.7	727.3	28.20	2.80	31.00
04/ 1	X	5.0	290.6	304.0	4.7	39.20	24.40	0.139	5.340	0.030	31.10	6.60	16.10	75.40	40.20	114.90	224.50	275.00	20.50	66.10	12.40	778.6	851.7	44.20	4.00	48.20
05/ 1	F	5.0	383.4	321.0	7.3	40.00	23.30	0.203	13.400	0.030	49.80	3.30	5.40	25.80	23.60	65.80	104.60	133.30	10.70	27.40	6.50	365.6	406.4	39.00	6.20	45.20
Mean		4.4	266.7	290.4	4.3	39.00	23.10	0.154	8.050	0.038	34.28	4.44	9.54	43.70	29.52	81.96	140.60	177.80	13.30	38.02	9.58	496.1	548.5	39.72	4.98	44.70
Minim.		4.0	186.8	270.0	2.6	36.40	20.70	0.102	5.340	0.030	28.70	3.10	4.40	21.10	20.00	49.10	80.80	100.30	7.40	21.80	6.50	287.5	324.6	28.20	2.80	31.00
Maxim.		5.0	383.4	321.0	7.3	41.40	24.40	0.226	13.400	0.060	49.80	6.60	16.10	75.40	40.20	116.20	224.50	275.00	20.50	66.10	12.40	778.6	851.7	47.20	6.30	52.80
St.dev		0.5	76.4	21.6	1.9	1.91	1.44	0.057	3.097	0.013	8.80	1.51	5.64	27.08	9.46	31.34	59.65	72.19	5.43	17.91	2.39	212.3	227.9	7.23	1.53	8.19
Count		5	5	5	5	5	5	5	5	5	5	5	5	5	5	5	5	5	5	5	5	5	5	5	5	5

299

Tab.width cont'd **LIMA LIM, LI, J26, 36F Færder area, 1996-1215.**

. Analytical Lab. =>				NIVA	NIVA	Σ(*)	NIVA	NIVA	NIVA
. Analysis Code. =>				340	340	!	340	340	340
____ Detection Limit =>				3.00	3.00	!	3.00	3.00	3.00
Samp/ Repl. no.	Sex F/M	Age year	Wght g	Lngt mm	HCHA ppb w.wt	HCHG ppb w.wt	HC_Σn ppb w.wt	HCB ppb w.wt	QCB ppb w.wt	OCS ppb w.wt
01/ 1	X	4.0	186.8	274.0	2.10	8.00	10.10	2.30	<0.50	<0.50
02/ 1	X	4.0	214.8	270.0	1.80	8.30	10.10	2.30	<0.50	<0.50
03/ 1	X	4.0	258.0	283.0	0.50	1.50	2.00	1.40	<0.50	<0.50
04/ 1	X	5.0	290.6	304.0	0.70	1.90	2.60	1.80	<0.50	<0.50
05/ 1	F	5.0	383.4	321.0	2.00	8.60	10.60	2.50	<0.50	<0.50
Mean		4.4	266.7	290.4	1.42	5.66	7.08	2.06	<<0.50	<<0.50
Minim.		4.0	186.8	270.0	0.50	1.50	2.00	1.40	<0.50	<0.50
Maxim.		5.0	383.4	321.0	2.10	8.60	10.60	2.50	<0.50	<0.50
St.dev		0.5	76.4	21.6	0.76	3.62	4.37	0.45	~0.00	~0.00
Count		5	5	5	5	5	5	5	5	5

Sample.No 01 : Bulk of NIVA nos.:1,2,3,4,5 Skin with metacercariae of cf. Cryptocotyle lingua (2,3,4,5) Muscle with signs of inner bleeding (2,3,4,5)
Sample.No 02 : Bulk of NIVA nos.:6,7,8,9,10 Skin with metacercariae of cf. Cryptocotyle lingua (6,8,9) Muscle with signs of inner bleeding (6,7,8,9,10)
Sample.No 03 : Bulk of NIVA nos.:11,12,13,14,15 Skin with metacercariae of cf. Cryptocotyle lingua (13,14,15) Muscle with signs of inner bleeding (11,12,13,14,15)

Sample.No 04 : Bulk of NIVA nos.:16,17,18,19,20 Skin with metacercariae of cf. Cryptocotyle lingua (17,20) Muscle with signs of inner bleeding (16,17,18,20)
Sample.No 05 : Bulk of NIVA nos.:21,22,23,24,25 Skin with metacercariae of cf. Cryptocotyle lingua (21,22.23,24) Muscle with signs of inner bleeding (21,22,23,24, 25)

Species : **LIMA LIM**, Limanda limanda, GB: Dab, N: Sandflyndre.
Sample.area: **J26 Oslofjorden**, Tissue : **LIVER.**
Locality : **36F Færder area**, Latitude: 59°04.00N, Longitude: 10°23.00E.
Catch,date : **1997-1012**, Count: 25, Sample type: **Bulked.**

. Analytical Lab. =>						NIVA	NIVA	NIVA	NIVA	NIVA	NIVA	NIVA	NIVA	NIVA	NIVA	NIVA	NIVA	NIVA	NIVA	Σ(*)	Σ(*)	NIVA	NIVA	Σ(*)
. Analysis Code. =>						312	311	312	311	340	340	340	340	340	340	340	340	340	340	!	!	340	340	!
____ Detection Limit =>						0.050	0.010	0.040	1.00	3.00	3.00	3.00	3.00	3.00	3.00	3.00	3.00	3.00	3.00	!	!	4.00	3.00	!
Samp/ Repl. no.	Sex F/M	Age year	Wght g	Lngt mm	Mean Weight g	Dry %	Fat %	Cd ppm w.wt	Cu ppm w.wt	Pb ppm w.wt	Zn ppm w.wt	CB28 ppb w.wt	CB52 ppb w.wt	CB101 ppb w.wt	CB105 ppb w.wt	CB118 ppb w.wt	CB138 ppb w.wt	CB153 ppb w.wt	CB156 ppb w.wt	CB180 ppb w.wt	CB209 ppb w.wt	CB_Σ7 ppb w.wt	CB_ΣΣ ppb w.wt	DDEPP ppb w.wt	TDEPP ppb w.wt	DD_Σn ppb w.wt
01/ 1	F	4.6	142.0	234.0	1.5	33.80	15.46	0.110	9.560	0.050	34.30	4.00	<2.00	33.00	32.00	99.00	142.00	173.00	11.00	23.00	4.00	<476.0	<523.0	20.00	3.00	23.00
02/ 1	F	4.4	211.0	262.0	3.1	42.00	26.19	0.092	8.870	0.070	34.70	7.00	<2.00	63.00	43.00	117.00	169.00	185.00	12.00	28.00	4.00	<571.0	<630.0	45.00	8.00	53.00
03/ 1	F	5.2	230.4	276.0	2.3	32.20	15.86	0.123	9.590	0.070	36.30	3.00	<2.00	28.00	23.00	68.00	101.00	114.00	7.00	16.00	<2.00	<332.0	<362.0	21.00	4.00	25.00
04/ 1	F	5.8	282.4	295.0	3.3	31.60	13.85	0.202	13.000	0.050	38.00	3.00	<2.00	13.00	19.00	50.00	59.00	75.00	5.00	12.00	4.00	<214.0	<242.0	22.00	2.00	24.00
05/ 1	F	6.4	384.8	327.0	5.8	34.70	18.59	0.234	7.560	<.040	34.10	3.00	<2.00	19.00	24.00	70.00	114.00	155.00	10.00	25.00	<2.00	<388.0	<422.0	31.00	5.00	36.00
Mean		5.3	250.1	278.8	3.2	34.86	17.99	0.152	9.716	<.056	35.48	4.00	<<2.00	31.20	28.20	80.80	117.00	140.40	9.00	20.80	<<3.20	<<396.2	<<435.8	27.80	4.40	32.20
Minim.		4.4	142.0	234.0	1.5	31.60	13.85	0.092	7.560	<.040	34.10	3.00	<2.00	13.00	19.00	50.00	59.00	75.00	5.00	12.00	<2.00	<214.0	<242.0	20.00	2.00	23.00
Maxim.		6.4	384.8	327.0	5.8	42.00	26.19	0.234	13.000	0.070	38.00	7.00	<2.00	63.00	43.00	117.00	169.00	185.00	12.00	28.00	4.00	<571.0	<630.0	45.00	8.00	53.00
St.dev		0.8	90.5	34.9	1.6	4.18	4.89	0.062	2.012	0.013	1.65	1.73	~0.00	19.40	9.52	26.79	41.71	45.39	2.92	6.61	~1.10	~136.3	~148.8	10.57	2.30	12.76
Count		5	5	5	5	5	5	5	5	5	5	5	5	5	5	5	5	5	5	5	5	5	5	5

300

Tab.width cont'd **LIMA LIM, LI, J26, 36F Færder area, 1997-1012.**

Samp/ Repl. no.	Sex F/M	Age year	Wght g	Lngt mm	HCHA ppb w.wt	HCHG ppb w.wt	HC Σn ppb w.wt	HCB ppb w.wt	QCB ppb w.wt	OCS ppb w.wt
. Analytical Lab. =>					NIVA	NIVA	Σ(*)	NIVA	NIVA	NIVA
. Analysis Code. =>					340	340	!	340	340	340
Detection Limit =>					0.50	2.00	!	2.00	2.00	2.00
01/ 1	F	4.6	142.0	234.0	2.00	3.00	5.00	2.00	3.00	<2.00
02/ 1	F	4.4	211.0	262.0	3.00	7.00	10.00	3.00	5.00	<2.00
03/ 1	F	5.2	230.4	276.0	2.00	5.00	7.00	3.00	7.00	<2.00
04/ 1	F	5.8	282.4	295.0	2.00	5.00	7.00	2.00	4.00	<2.00
05/ 1	F	6.4	384.8	327.0	3.00	5.00	8.00	4.00	7.00	<2.00
Mean		5.3	250.1	278.8	2.40	5.00	7.40	2.80	5.20	<<2.00
Minim.		4.4	142.0	234.0	2.00	3.00	5.00	2.00	3.00	<2.00
Maxim.		6.4	384.8	327.0	3.00	7.00	10.00	4.00	7.00	<2.00
St.dev		0.8	90.5	34.9	0.55	1.41	1.82	0.84	1.79	~0.00
Count		5	5	5	5	5	5	5	5	5

Sample.No 01 : Bulk of NIVA nos.:1,2,3,4,5 Muscle with signs of inner bleeding (1+2+3) Skin with metacercariae of cf. Cryptocotyle lingua (3+4+5)
Sample.No 02 : Bulk of NIVA nos.:6,7,8,9,10 Muscle with signs of inner bleeding (7+10) Skin with metacercariae of cf. Cryptocotyle lingua (6+7+8)
Sample.No 03 : Bulk of NIVA nos.:11,12,13,14,15 Muscle with signs of inner bleeding (11+12+15) Skin with ulceration, lymphocytic areas and/or lesions (14)
Sample.No 04 : Bulk of NIVA no.:16,17,18,19,20 Skin with metacercariae of cf. Cryptocotyle lingua (16+18+ 19+20) Muscle with signs of inner bleeding (18+19)
Sample.No 05 : Bulk of NIVA nos.:21,22,23,24,25 Skin with metacercariae of cf. Cryptocotyle lingua (21+25) Muscle with signs of inner bleeding (21+22+23)

Species : **LIMA LIM**, Limanda limanda, GB: Dab, N: Sandflyndre.
Sample.area: **J99 Undefined**, Tissue : **LIVER**.
Locality : **15F Ullerø area**, Latitude: 58°03.00N, Longitude: 06°43.00E.
Catch,date : **1993-1201**, Count: 8, Sample type: **Bulked**.

301

Samp/ Repl. no.	Sex F/M	Age year	Wght g	Lngt mm	Mean Weight g	Dry %	Fat %	Cd ppm w.wt	Cu ppm w.wt	Pb ppm w.wt	Zn ppm w.wt	CB28 ppb w.wt	CB52 ppb w.wt	CB101 ppb w.wt	CB105 ppb w.wt	CB118 ppb w.wt	CB138 ppb w.wt	CB153 ppb w.wt	CB156 ppb w.wt	CB180 ppb w.wt	CB209 ppb w.wt	CB Σ7 ppb w.wt	CB ΣΣ ppb w.wt	DDEPP ppb w.wt	TDEPP ppb w.wt	DD Σn ppb w.wt
. Analytical Lab. =>								NIVA	NIVA	NIVA	NIVA	NIVA	NIVA	NIVA	NIVA	NIVA	NIVA	NIVA	NIVA	NIVA	NIVA	Σ(*)	Σ(*)	NIVA	NIVA	Σ(*)
. Analysis Code. =>								312	311	312	311	340	340	340	340	340	340	340	340	340	340	!	!	340	340	!
Detection Limit =>								0.050	0.010	0.030	1.00	4.00	4.00	4.00	4.00	4.00	4.00	4.00	4.00	4.00	4.00	!	!	4.00	4.00	!
01/ 1	X	4.0	276.4	290.0	4.8	45.30	22.80	0.120	4.500	0.045	32.50	<2.00	<2.00	4.00	2.00	7.00	11.00	16.00	<2.00	4.00	<2.00	<44.0	<46.0	10.00	<2.00	<12.00
02/ 1	X	5.0	280.5	286.0	5.4	44.40	26.50	0.082	3.750	0.037	27.20	<2.00	3.00	7.00	4.00	12.00	18.00	29.00	3.00	7.00	14.00	<78.0	<99.0	18.00	<2.00	<20.00
Mean		4.5	278.5	288.0	5.1	44.85	24.65	0.101	4.125	0.041	29.85	<<2.00	<<2.50	5.50	3.00	9.50	14.50	22.50	<<2.50	5.50	<<8.00	<<61.0	<<72.5	14.00	<<2.00	<<16.00
Minim.		4.0	276.4	286.0	4.8	44.40	22.80	0.082	3.750	0.037	27.20	<2.00	<2.00	4.00	2.00	7.00	11.00	16.00	<2.00	4.00	<2.00	<44.0	<46.0	10.00	<2.00	<12.00
Maxim.		5.0	280.5	290.0	5.4	45.30	26.50	0.120	4.500	0.045	32.50	<2.00	3.00	7.00	4.00	12.00	18.00	29.00	3.00	7.00	14.00	<78.0	<99.0	18.00	<2.00	<20.00
St.dev		0.7	2.9	2.8	0.4	0.64	2.62	0.027	0.530	0.006	3.75	~0.00	~0.71	2.12	1.41	3.54	4.95	9.19	~0.71	2.12	~8.49	~24.0	~37.5	5.66	~0.00	~5.66
Count		2	2	2	2	2	2	2	2	2	2	2	2	2	2	2	2	2	2	2	2	2	2	2	2	2

Tab.width cont'd **LIMA LIM, LI, J99, 15F Ullerø area, 1993-1201.**

Samp/ Repl. no.	Sex F/M	Age year	Wght g	Lngt mm	HCHA ppb w.wt	HCHG ppb w.wt	HC Σn ppb w.wt	HCB ppb w.wt	QCB ppb w.wt	OCS ppb w.wt
. Analytical Lab. =>					NIVA	NIVA	Σ(*)	NIVA	NIVA	NIVA
. Analysis Code. =>					340	340	!	340	340	340
Detection Limit =>					4.00	4.00	!	4.00	4.00	4.00
01/ 1	X	4.0	276.4	290.0	2.00	4.00	6.00	4.00	<2.00	<2.00
02/ 1	X	5.0	280.5	286.0	3.00	4.00	7.00	4.00	<2.00	4.00
Mean		4.5	278.5	288.0	2.50	4.00	6.50	4.00	<<2.00	<<3.00
Minim.		4.0	276.4	286.0	2.00	4.00	6.00	4.00	<2.00	<2.00
Maxim.		5.0	280.5	290.0	3.00	4.00	7.00	4.00	<2.00	4.00
St.dev		0.7	2.9	2.8	0.71	0.00	0.71	0.00	~0.00	~1.41
Count		2	2	2	2	2	2	2	2	2

Sample.No 01 : Bulk of NIVA nos.:1,2,3,4
Sample.No 02 : Bulk of NIVA nos.:5,6,7,8 Liver with necrotic areas and/or discolouration Skin with metacercariae of cf. Cryptocotyle lingua

Species : LIMA LIM, Limanda limanda, GB: Dab, N: Sandflyndre.
Sample.area: J99 Undefined, Tissue : LIVER.
Locality : 15F Ullerø area, Latitude: 58°03.00N, Longitude: 06°43.00E.
Catch,date : 1994-1000, Count: 25, Sample type: Bulked.

. Analytical Lab. =>							NIVA	NIVA	NIVA	NIVA	NIVA	NIVA	NIVA	NIVA	NIVA	NIVA	NIVA	NIVA	NIVA	Σ(*)	Σ(*)	NIVA	NIVA	Σ(*)
. Analysis Code. =>							312	311	312	311	340	340	340	340	340	340	340	340	340	!	!	340	340	!
Detection Limit =>							0.050	0.010	0.030	1.00	3.00	3.00	3.00	3.00	3.00	3.00	3.00	3.00	3.00	!	!	4.00	3.00	!
Samp/ Repl. no.	Sex F/M	Age year	Wght g	Lngt mm	Mean Weight g	Dry %	Fat %	Cd ppm w.wt	Cu ppm w.wt	Pb ppm w.wt	Zn ppm w.wt	CB28 ppb w.wt	CB52 ppb w.wt	CB101 ppb w.wt	CB105 ppb w.wt	CB118 ppb w.wt	CB138 ppb w.wt	CB153 ppb w.wt	CB156 ppb w.wt	CB180 ppb w.wt	CB209 ppb w.wt	CB_Σ7 ppb w.wt	CB_ΣΣ ppb w.wt	DDEPP ppb w.wt	TDEPP ppb w.wt	DD_Σn ppb w.wt
01/ 1	X	3.0	143.9	234.0	2.1	35.30	22.10	0.061	3.000	<.030	22.50	1.00	4.00	9.00	3.00	9.00	16.00	24.00	2.00	7.00	2.00	70.0	77.0	23.00	3.00	26.00
02/ 1	X	4.0	216.3	268.0	3.5	32.40	17.70	0.137	2.200	<.030	26.00	miss	s6.00	7.00	3.00	10.00	20.00	27.00	2.00	8.00	2.00	s78.0	s85.0	24.00	3.00	27.00
03/ 1	F	4.0	259.9	291.0	3.7	26.00	9.30	0.135	3.000	<.030	23.50	1.00	1.00	4.00	3.00	10.00	20.00	31.00	2.00	10.00	1.00	77.0	83.0	24.00	2.00	26.00
04/ 1	X	4.0	342.1	309.0	6.6	38.60	24.90	0.265	4.700	<.030	26.20	<1.00	3.00	8.00	3.00	10.00	20.00	31.00	2.00	9.00	11.00	<82.0	<98.0	23.00	5.00	28.00
Mean		3.8	240.6	275.5	4.0	33.08	18.50	0.150	3.225	<<.030	24.55	<<1.00	2.67	7.00	3.00	9.75	19.00	28.25	2.00	8.50	4.00	<<76.3	<<86.0	23.50	3.25	26.75
Minim.		3.0	143.9	234.0	2.1	26.00	9.30	0.061	2.200	<.030	22.50	<1.00	1.00	4.00	3.00	9.00	16.00	24.00	2.00	7.00	1.00	70.0	77.0	23.00	2.00	26.00
Maxim.		4.0	342.1	309.0	6.6	38.60	24.90	0.265	4.700	<.030	26.20	1.00	4.00	9.00	3.00	10.00	20.00	31.00	2.00	10.00	11.00	<82.0	<98.0	24.00	5.00	28.00
St.dev		0.5	82.9	32.4	1.9	5.35	6.81	0.085	1.053	~.000	1.84	0.00	1.53	2.16	0.00	0.50	2.00	3.40	0.00	1.29	4.69	6.0	10.8	0.58	1.26	0.96
Count		4	4	4	4	4	4	4	4	4	4	3	13	4	4	4	4	4	4	4	4	13	13	4	4	4

s/q (3) ! Suspect value(s)
i (3) ! Suspect or ambiguous basis-value(s) ignored in statistics.
miss(1) ! Missing value.

302

Tab.width cont'd LIMA LIM, LI, J99, 15F Ullerø area, 1994-1000.

. Analytical Lab. =>					NIVA	NIVA	Σ(*)	NIVA	NIVA	NIVA
. Analysis Code. =>					340	340	!	340	340	340
Detection Limit =>					3.00	3.00	!	3.00	3.00	3.00
Samp/ Repl. no.	Sex F/M	Age year	Wght g	Lngt mm	HCHA ppb w.wt	HCHG ppb w.wt	HC_Σn ppb w.wt	HCB ppb w.wt	QCB ppb w.wt	OCS ppb w.wt
01/ 1	X	3.0	143.9	234.0	2.00	4.00	6.00	5.00	<1.00	1.00
02/ 1	X	4.0	216.3	268.0	8.00	3.00	11.00	4.00	1.00	1.00
03/ 1	F	4.0	259.9	291.0	1.00	1.00	2.00	1.00	<1.00	<1.00
04/ 1	X	4.0	342.1	309.0	2.00	4.00	6.00	4.00	<1.00	1.00
Mean		3.8	240.6	275.5	3.25	3.00	6.25	3.50	<<1.00	<<1.00
Minim.		3.0	143.9	234.0	1.00	1.00	2.00	1.00	<1.00	<1.00
Maxim.		4.0	342.1	309.0	8.00	4.00	11.00	5.00	<1.00	1.00
St.dev		0.5	82.9	32.4	3.20	1.41	3.69	1.73	~0.00	~0.00
Count		4	4	4	4	4	4	4	4	4

Sample.No 02 : Bulk of NIVA nos.:6,7,8,9,10 Skin with metacercariae of cf. Cryptocotyle lingua 6,7,9 Skin with ulceration, lymphocytic areas and/or lesions 9 Muscle with signs of inner bleeding on fish 7
Sample.No 03 : Bulk of NIVA nos.:11,12,13,14,15 Skin with ulceration, lymphocytic areas and/or lesions 12,13 Skin with metacercariae of cf. Cryptocotyle lingua 12, 15
Sample.No 04 : Bulk of NIVA nos.:16,17,18,19,20 Skin with ulceration, lymphocytic areas and/or lesions 16 Skin with metacercariae of cf. Cryptocotyle lingua 17,18, 19

Species : **LIMA LIM**, Limanda limanda, GB: Dab, N: Sandflyndre.
Sample.area: **J99 Undefined**, Tissue : **LIVER.**
Locality : **15F Ullerø area**, Latitude: 58°03.00N, Longitude: 06°43.00E.
Catch,date : **1995-1201**, Count: 25, Sample type: **Bulked.**

. Analytical Lab. ⇒						NIVA	NIVA	NIVA	NIVA	NIVA	NIVA	NIVA	NIVA	NIVA	NIVA	NIVA	NIVA	NIVA	NIVA	Σ(*)	Σ(*)	NIVA	NIVA	Σ(*)	NIVA
. Analysis Code. ⇒						312	311	312	311	340	340	340	340	340	340	340	340	340	340	!	!	340	340	!	340
____ Detection Limit ⇒						0.050	0.010	0.030	1.00	3.00	3.00	3.00	3.00	3.00	3.00	3.00	3.00	3.00	3.00	!	!	4.00	3.00	!	3.00
Samp/ Repl. no.	Sex F/M	Age year	Wght g	Lngt mm	Dry %	Fat %	Cd ppm w.wt	Cu ppm w.wt	Pb ppm w.wt	Zn ppm w.wt	CB28 ppb w.wt	CB52 ppb w.wt	CB101 ppb w.wt	CB105 ppb w.wt	CB118 ppb w.wt	CB138 ppb w.wt	CB153 ppb w.wt	CB156 ppb w.wt	CB180 ppb w.wt	CB209 ppb w.wt	CB_Σ7 ppb w.wt	CB_ΣΣ ppb w.wt	DDEPP ppb w.wt	TDEPP ppb w.wt	DD_Σn ppb w.wt	HCHA ppb w.wt
01/ 1	X	3.0	191.6	252.0	40.80	25.00	0.077	5.600	<.020	31.10	<2.00	3.00	6.00	3.00	8.00	16.00	23.00	2.00	7.00	3.00	<65.0	<73.0	7.00	<2.00	<9.00	2.00
02/ 1	X	4.0	237.1	272.0	42.80	27.00	0.128	8.600	<.020	34.70	<2.00	3.00	7.00	3.00	10.00	20.00	28.00	3.00	8.00	3.00	<78.0	<87.0	10.00	<2.00	<12.00	2.00
03/ 1	X	4.0	315.7	294.0	40.00	23.80	0.121	3.200	<.020	29.80	<2.00	3.00	6.00	3.00	9.00	19.00	28.00	2.00	8.00	4.00	<75.0	<84.0	9.00	<2.00	<11.00	2.00
04/ 1	X	5.0	376.3	319.0	36.70	19.50	0.125	5.900	<.020	36.70	<2.00	3.00	4.00	2.00	6.00	12.00	17.00	2.00	5.00	2.00	<49.0	<55.0	7.00	<2.00	<9.00	2.00
05/ 1	F	5.0	483.9	352.0	30.00	12.40	0.313	11.200	<.020	42.30	<2.00	2.00	5.00	4.00	12.00	22.00	36.00	3.00	7.00	2.00	<86.0	<95.0	12.00	<2.00	<14.00	<2.00
Mean		4.2	320.9	297.8	38.06	21.54	0.153	6.900	<<.020	34.92	<<2.00	2.80	5.60	3.00	9.00	17.80	26.40	2.40	7.00	2.80	<<70.6	<<78.8	9.00	<<2.00	<<11.00	<2.00
Minim.		3.0	191.6	252.0	30.00	12.40	0.077	3.200	<.020	29.80	<2.00	2.00	4.00	2.00	6.00	12.00	17.00	2.00	5.00	2.00	<49.0	<55.0	7.00	<2.00	<9.00	<2.00
Maxim.		5.0	483.9	352.0	42.80	27.00	0.313	11.200	<.020	42.30	<2.00	3.00	7.00	4.00	12.00	22.00	36.00	3.00	8.00	4.00	<86.0	<95.0	12.00	<2.00	<14.00	2.00
St.dev		0.8	115.5	39.3	5.01	5.80	0.092	3.072	~.000	4.96	~0.00	0.45	1.14	0.71	2.24	3.90	7.02	0.55	1.22	0.84	~14.2	~15.5	2.12	~0.00	~2.12	0.00
Count		5	5	5	5	5	5	5	5	5	5	5	5	5	5	5	5	5	5	5	5	5	5	5	5	5

Tab.width cont'd **LIMA LIM, LI, J99, 15F Ullerø area, 1995-1201.**

. Analytical Lab. ⇒					NIVA	Σ(*)	NIVA	NIVA	NIVA
. Analysis Code. ⇒					340	!	340	340	340
____ Detection Limit ⇒					3.00	!	3.00	3.00	3.00
Samp/ Repl. no.	Sex F/M	Age year	Wght g	Lngt mm	HCHG ppb w.wt	HC_Σn ppb w.wt	HCB ppb w.wt	QCB ppb w.wt	OCS ppb w.wt
01/ 1	X	3.0	191.6	252.0	3.00	5.00	2.00	<2.00	<2.00
02/ 1	X	4.0	237.1	272.0	4.00	6.00	3.00	<2.00	<2.00
03/ 1	X	4.0	315.7	294.0	3.00	5.00	3.00	<2.00	<2.00
04/ 1	X	5.0	376.3	319.0	3.00	5.00	2.00	<2.00	<2.00
05/ 1	F	5.0	483.9	352.0	2.00	<4.00	<2.00	<2.00	<2.00
Mean		4.2	320.9	297.8	3.00	<5.00	<2.40	<<2.00	<<2.00
Minim.		3.0	191.6	252.0	2.00	<4.00	<2.00	<2.00	<2.00
Maxim.		5.0	483.9	352.0	4.00	6.00	3.00	<2.00	<2.00
St.dev		0.8	115.5	39.3	0.71	0.71	0.55	~0.00	~0.00
Count		5	5	5	5	5	5	5	5

Sample.No 01 : Bulk of NIVA nos.:1,2,3,4,5
Sample.No 02 : Bulk of NIVA nos.: 6,7,8,9,10 Skin with metacercariae of cf. Cryptocotyle lingua on fish 1 Muscle with signs of inner bleeding on fish 7+ Liver and/or intestinal guts with larvae of Anisakis simplex Skin with metacercariae of cf. Cryptocotyle lingua on fish10
Sample.No 03 : Bulk of NIVA nos.: 11,12,13,14,15 Skin with metacercariae of cf. Cryptocotyle lingua on fish 14
Sample.No 04 : Bulk of NIVA nos.: 16,17,18,19,20 Skin with ulceration, lymphocytic areas and/or lesions on fish 17 Muscle with signs of inner bleeding on fish 19
Sample.No 05 : Bulk of NIVA nos.: 21,22,23,24,25 Muscle with signs of inner bleeding on fish 21,22,23 Skin with metacercariae of cf. Cryptocotyle lingua on fish 22 Skin with ulceration, lymphocytic areas and/or lesions on 25

303

Species : LIMA LIM, Limanda limanda, GB: Dab, N: Sandflyndre.
Sample.area: J99 Undefined, Tissue : LIVER.
Locality : 15F Ullerø area, Latitude: 58°03.00N, Longitude: 06°43.00E.
Catch,date : 1996-1231, Count: 25, Sample type: Bulked.

. Analytical Lab. =>							NIVA	NIVA	NIVA	NIVA	NIVA	NIVA	NIVA	NIVA	NIVA	NIVA	NIVA	NIVA	NIVA	Σ(*)	Σ(*)	NIVA	NIVA	Σ(*)
. Analysis Code. =>							312	311	312	311	340	340	340	340	340	340	340	340	340	!	!	340	340	!
Detection Limit =>							0.050	0.010	0.030	1.00	3.00	3.00	3.00	3.00	3.00	3.00	3.00	3.00	3.00	!	!	4.00	3.00	!
Samp/ Repl. no.	Sex F/M	Age year	Wght g	Lngt mm	Mean Weight g	Dry %	Fat %	Cd ppm w.wt	Cu ppm w.wt	Pb ppm w.wt	Zn ppm w.wt	CB28 ppb w.wt	CB52 ppb w.wt	CB101 ppb w.wt	CB105 ppb w.wt	CB118 ppb w.wt	CB138 ppb w.wt	CB153 ppb w.wt	CB156 ppb w.wt	CB180 ppb w.wt	CB209 ppb w.wt	CB_Σ7 ppb w.wt	CB_ΣΣ ppb w.wt	DDEPP ppb w.wt	TDEPP ppb w.wt	DD_Σn ppb w.wt
01/ 1	X	4.0	228.4	278.0	2.7	31.40	15.10	0.111	7.650	0.070	34.70	0.90	1.10	3.70	3.60	9.90	18.10	26.60	1.50	6.00	1.90	66.3	73.3	20.70	1.70	22.40
02/ 1	X	4.0	283.6	298.0	3.8	35.20	17.90	0.153	10.300	0.050	34.80	0.50	0.80	3.00	2.10	7.20	13.70	18.60	1.30	5.00	1.00	48.8	53.2	13.90	1.40	15.30
03/ 1	X	5.0	372.2	319.0	5.2	35.80	19.70	0.186	9.120	<.030	36.00	0.60	1.20	3.90	2.10	7.40	13.10	17.70	1.40	4.50	0.70	48.4	52.6	16.00	2.00	18.00
04/ 1	X	5.0	407.6	333.0	7.2	39.10	20.60	0.124	7.150	<.030	33.90	0.70	1.70	5.50	3.00	9.50	16.40	22.80	1.70	5.90	0.80	62.5	68.0	22.60	2.90	25.50
05/ 1	F	6.0	525.0	362.0	10.2	33.90	15.10	0.310	10.400	<.030	43.20	0.80	1.30	5.20	4.50	13.10	23.10	34.90	2.50	8.90	0.60	87.3	94.9	31.80	4.10	35.90
Mean		4.8	363.4	318.0	5.8	35.08	17.68	0.177	8.924	<<.042	36.52	0.70	1.22	4.26	3.06	9.42	16.88	24.12	1.68	6.06	1.00	62.7	68.4	21.00	2.42	23.42
Minim.		4.0	228.4	278.0	2.7	31.40	15.10	0.111	7.150	<.030	33.90	0.50	0.80	3.00	2.10	7.20	13.10	17.70	1.30	4.50	0.60	48.4	52.6	13.90	1.40	15.30
Maxim.		6.0	525.0	362.0	10.2	39.10	20.60	0.310	10.400	0.070	43.20	0.90	1.70	5.50	4.50	13.10	23.10	34.90	2.50	8.90	1.90	87.3	94.9	31.80	4.10	35.90
St.dev		0.8	114.8	32.3	3.0	2.81	2.55	0.080	1.490	~.018	3.81	0.16	0.33	1.05	1.03	2.39	4.03	7.00	0.48	1.71	0.52	15.9	17.4	6.98	1.09	8.01
Count		5	5	5	5	5	5	5	5	5	5	5	5	5	5	5	5	5	5	5	5	5	5	5	5	5

Tab.width cont'd LIMA LIM, LI, J99, 15F Ullerø area, 1996-1231.

. Analytical Lab. =>					NIVA	NIVA	Σ(*)	NIVA	NIVA	NIVA
. Analysis Code. =>					340	340	!	340	340	340
Detection Limit =>					3.00	3.00	!	3.00	3.00	3.00
Samp/ Repl. no.	Sex F/M	Age year	Wght g	Lngt mm	HCHA ppb w.wt	HCHG ppb w.wt	HC_Σn ppb w.wt	HCB ppb w.wt	QCB ppb w.wt	OCS ppb w.wt
01/ 1	X	4.0	228.4	278.0	1.00	4.00	5.00	1.70	<0.50	<0.50
02/ 1	X	4.0	283.6	298.0	1.40	5.10	6.50	2.10	<0.50	<0.50
03/ 1	X	5.0	372.2	319.0	1.60	6.10	7.70	3.00	<0.50	<0.50
04/ 1	X	5.0	407.6	333.0	1.70	6.30	8.00	3.50	<0.50	<0.50
05/ 1	F	6.0	525.0	362.0	1.20	4.40	5.60	3.20	<0.50	<0.50
Mean		4.8	363.4	318.0	1.38	5.18	6.56	2.70	<<0.50	<<0.50
Minim.		4.0	228.4	278.0	1.00	4.00	5.00	1.70	<0.50	<0.50
Maxim.		6.0	525.0	362.0	1.70	6.30	8.00	3.50	<0.50	<0.50
St.dev		0.8	114.8	32.3	0.29	1.01	1.30	0.76	~0.00	~0.00
Count		5	5	5	5	5	5	5	5	5

Sample.No 01 : Bulk of NIVA nos.:1,2,3,4,5 Skin with metacercariae of cf. Cryptocotyle lingua (5)
Sample.No 02 : Bulk of NIVA nos.:6,7,8,9,10 Liver with necrotic cysts or tumors (6) Skin with metacercariae of cf. Cryptocotyle lingua (8) Skin with ulceration, lymphocytic areas and/or lesions (9)
Sample.No 03 : Bulk of NIVA nos.:11,12,13,14,15 Liver with necrotic areas and/or discolouration (11) Fish malodorous(11) Liver with necrotic areas and/or discolouration (14)
Sample.No 04 : Bulk of NIVA nos.:16,17,18,19,20
Sample.No 05 : Bulk of NIVA nos.:21,22,23,24,25 Liver and/or intestinal guts with larvae of Anisakis simplex (24, 25)

304

Species : LIMA LIM, Limanda limanda, GB: Dab, N: Sandflyndre.
Sample.area: J99 Undefined, Tissue : LIVER.
Locality : 15F Ullerø area, Latitude: 58°03.00N, Longitude: 06°43.00E.
Catch,date : 1997-0924, Count: 25, Sample type: Bulked.

. Analytical Lab. =>							NIVA	NIVA	NIVA	NIVA	NIVA	NIVA	NIVA	NIVA	NIVA	NIVA	NIVA	NIVA	NIVA	NIVA	Σ(*)	Σ(*)	NIVA	NIVA	Σ(*)
. Analysis Code. =>							312	311	312	311	340	340	340	340	340	340	340	340	340	340	!	!	340	340	!
____ Detection Limit =>							0.050	0.010	0.040	1.00	3.00	3.00	3.00	3.00	3.00	3.00	3.00	3.00	3.00	3.00	!	!	4.00	3.00	!
Samp/ Repl. no.	Sex F/M	Age year	Wght g	Lngt mm	Mean Weight g	Dry %	Fat %	Cd ppm w.wt	Cu ppm w.wt	Pb ppm w.wt	Zn ppm w.wt	CB28 ppb w.wt	CB52 ppb w.wt	CB101 ppb w.wt	CB105 ppb w.wt	CB118 ppb w.wt	CB138 ppb w.wt	CB153 ppb w.wt	CB156 ppb w.wt	CB180 ppb w.wt	CB209 ppb w.wt	CB_Σ7 ppb w.wt	CB_ΣΣ ppb w.wt	DDEPP ppb w.wt	TDEPP ppb w.wt	DD_Σn ppb w.wt
01/ 1	M	4.2	204.0	259.0	2.8	36.80	23.10	0.076	1.310	<.050	18.50	<0.50	<0.50	3.20	2.60	6.50	17.00	20.00	1.70	5.60	1.20	<52.8	<58.3	14.00	2.80	16.80
02/ 1	M	5.0	259.0	288.0	3.7	33.20	19.80	0.096	1.580	0.060	18.70	<0.50	1.50	5.30	5.00	13.00	33.00	42.00	3.10	12.00	1.90	<107.3	<117.3	39.00	5.40	44.40
03/ 1	F	5.8	343.2	309.0	5.3	38.40	20.80	0.062	1.910	<.050	22.10	0.70	0.90	4.50	4.20	11.00	24.00	32.00	2.40	8.10	1.30	81.2	89.1	28.00	4.80	32.80
04/ 1	F	6.2	397.5	326.0	8.7	36.70	24.70	0.059	2.720	<.050	25.20	<0.50	1.00	4.30	3.20	7.80	18.00	22.00	1.60	6.10	<0.50	<59.7	<64.5	19.00	3.50	22.50
05/ 1	F	6.2	440.7	349.0	7.3	34.60	20.10	0.146	3.320	<.050	23.70	<0.50	0.60	4.60	2.90	8.60	19.00	25.00	2.00	6.40	1.00	<64.7	<70.6	20.00	4.00	24.00
Mean		5.5	328.9	306.2	5.5	35.94	21.70	0.088	2.168	<<.052	21.64	<<0.54	<0.90	4.38	3.58	9.38	22.20	28.20	2.16	7.64	<1.18	<<73.1	<<80.0	24.00	4.10	28.10
Minim.		4.2	204.0	259.0	2.8	33.20	19.80	0.059	1.310	<.050	18.50	<0.50	<0.50	3.20	2.60	6.50	17.00	20.00	1.60	5.60	<0.50	<52.8	<58.3	14.00	2.80	16.80
Maxim.		6.2	440.7	349.0	8.7	38.40	24.70	0.146	3.320	0.060	25.20	0.70	1.50	5.30	5.00	13.00	33.00	42.00	3.10	12.00	1.90	<107.3	<117.3	39.00	5.40	44.40
St.dev		0.9	97.3	34.6	2.4	2.04	2.12	0.036	0.834	~.004	2.98	~0.09	~0.39	0.76	1.00	2.60	6.61	8.96	0.61	2.61	~0.51	~21.8	~23.8	9.77	1.03	10.77
Count		5	5	5	5	5	5	5	5	5	5	5	5	5	5	5	5	5	5	5	5	5	5	5	5	5

Tab.width cont'd LIMA LIM, LI, J99, 15F Ullerø area, 1997-0924.

. Analytical Lab. =>					NIVA	NIVA	Σ(*)	NIVA	NIVA	NIVA
. Analysis Code. =>					340	340	!	340	340	340
____ Detection Limit =>					0.50	2.00	!	2.00	2.00	2.00
Samp/ Repl. no.	Sex F/M	Age year	Wght g	Lngt mm	HCHA ppb w.wt	HCHG ppb w.wt	HC_Σn ppb w.wt	HCB ppb w.wt	QCB ppb w.wt	OCS ppb w.wt
01/ 1	M	4.2	204.0	259.0	2.30	5.60	7.90	2.90	0.80	<0.50
02/ 1	M	5.0	259.0	288.0	2.10	5.50	7.60	3.20	0.50	<0.50
03/ 1	F	5.8	343.2	309.0	1.90	6.30	8.20	4.10	0.50	<0.50
04/ 1	F	6.2	397.5	326.0	2.20	6.60	8.80	4.00	0.60	<0.50
05/ 1	F	6.2	440.7	349.0	1.70	5.30	7.00	3.10	<0.50	<0.50
Mean		5.5	328.9	306.2	2.04	5.86	7.90	3.46	<0.58	<<0.50
Minim.		4.2	204.0	259.0	1.70	5.30	7.00	2.90	<0.50	<0.50
Maxim.		6.2	440.7	349.0	2.30	6.60	8.80	4.10	0.80	<0.50
St.dev		0.9	97.3	34.6	0.24	0.56	0.67	0.55	0.13	~0.00
Count		5	5	5	5	5	5	5	5	5

Sample.No 01 : Bulk of NIVA nos.:1,2,3,4,5 Bacterial fin rot (3) Liver and/or intestinal guts with larvae of Anisakis simplex (2)
Sample.No 02 : Bulk of NIVA nos.:6,7,8,9,10 Muscle with signs of inner bleeding (6) Liver and/or intestinal guts with larvae of Anisakis simplex (6,9,10)
Sample.No 03 : Bulk of NIVA nos.: 11,12,13,14,15 Skin with metacercariae of cf. Cryptocotyle lingua (11) Muscle with signs of inner bleeding (11,12,14) Liver and/or intestinal guts with larvae of Anisakis simplex (11,13,15)
Sample.No 04 : Bulk of NIVA nos.:16,17,18,19,20 Skin with metacercariae of cf. Cryptocotyle lingua (17,19) Muscle with signs of inner bleeding (17,19)
Sample.No 05 : Bulk of NIVA nos.:21,22,23,24,25 Skin with metacercariae of cf. Cryptocotyle lingua (22-25) Skin with ulceration, lyephocytic areas and/or lesions (23) Muscle with signs of inner bleeding (24,25) Liver and/or intestinal guts with larvae of Anisakis simplex

Species : LIMA LIM, Limanda limanda, GB: Dab, N: Sandflyndre.
Sample.area: J99 Undefined, Tissue : LIVER.
Locality : 22F Borøyfjorden, Latitude: 59°43.00N, Longitude: 05°21.00E.
Catch,date : 1994-1100, Count: 25, Sample type: Bulked.

. Analytical Lab. =>							NIVA	NIVA	NIVA	NIVA	NIVA	NIVA	NIVA	NIVA	NIVA	NIVA	NIVA	NIVA	NIVA	Σ(*)	Σ(*)	NIVA	NIVA	Σ(*)
. Analysis Code. =>							312	311	312	311	340	340	340	340	340	340	340	340	340	!	!	340	340	!
____ Detection Limit =>							0.050	0.010	0.030	1.00	3.00	3.00	3.00	3.00	3.00	3.00	3.00	3.00	3.00	!	!	4.00	3.00	!
Samp/ Repl. no.	Sex F/M	Age year	Wght g	Lngt mm	Mean Weight g	Dry %	Fat %	Cd ppm w.wt	Cu ppm w.wt	Pb ppm w.wt	Zn ppm w.wt	CB28 ppb w.wt	CB52 ppb w.wt	CB101 ppb w.wt	CB105 ppb w.wt	CB118 ppb w.wt	CB138 ppb w.wt	CB153 ppb w.wt	CB156 ppb w.wt	CB180 ppb w.wt	CB209 ppb w.wt	CB_Σ7 ppb w.wt	CB_ΣΣ ppb w.wt	DDEPP ppb w.wt	TDEPP ppb w.wt	DD_Σn ppb w.wt
01/ 1	X	4.0	225.8	267.0	3.8	34.10	18.20	0.169	2.000	0.060	23.20	4.00	3.00	7.00	3.00	10.00	15.00	25.00	2.00	7.00	1.00	71.0	77.0	22.00	2.00	24.00
02/ 1	X	4.0	273.3	285.0	5.2	29.40	11.30	0.109	2.200	0.060	24.90	7.00	3.00	4.00	2.00	6.00	8.00	14.00	1.00	4.00	1.00	46.0	50.0	14.00	1.00	15.00
03/ 1	X	5.0	327.5	303.0	4.8	25.80	8.80	0.168	7.200	0.060	36.80	1.00	1.00	3.00	2.00	8.00	15.00	24.00	2.00	8.00	<1.00	60.0	<65.0	21.00	2.00	23.00
04/ 1	X	5.0	366.6	322.0	5.8	22.30	5.40	0.257	1.300	0.050	27.50	1.00	2.00	6.00	3.00	10.00	19.00	33.00	2.00	12.00	1.00	83.0	89.0	25.00	2.00	27.00
05/ 1	F	6.0	520.7	351.0	9.7	24.20	6.10	0.272	3.900	0.060	37.60	1.00	1.00	5.00	2.00	8.00	13.00	21.00	2.00	6.00	<1.00	55.0	<60.0	21.00	2.00	23.00
Mean		4.8	342.8	305.6	5.9	27.16	9.96	0.195	3.320	0.058	30.00	2.80	2.00	5.00	2.40	8.40	14.00	23.40	1.80	7.40	<<1.00	63.0	<<68.2	20.60	1.80	22.40
Minim.		4.0	225.8	267.0	3.8	22.30	5.40	0.109	1.300	0.050	23.20	1.00	1.00	3.00	2.00	6.00	8.00	14.00	1.00	4.00	<1.00	46.0	50.0	14.00	1.00	15.00
Maxim.		6.0	520.7	351.0	9.7	34.10	18.20	0.272	7.200	0.060	37.60	7.00	3.00	7.00	3.00	10.00	19.00	33.00	2.00	12.00	1.00	83.0	89.0	25.00	2.00	27.00
St.dev		0.8	112.9	32.6	2.3	4.67	5.17	0.068	2.370	0.004	6.75	2.68	1.00	1.58	0.55	1.67	4.00	6.88	0.45	2.97	~0.00	14.4	~15.2	4.04	0.45	4.45
Count		5	5	5	5	5	5	5	5	5	5	5	5	5	5	5	5	5	5	5	5	5	5	5	5	5

306

Tab.width cont'd LIMA LIM, LI, J99, 22F Borøyfjorden, 1994-1100.

. Analytical Lab. =>					NIVA	NIVA	Σ(*)	NIVA	NIVA	NIVA
. Analysis Code. =>					340	340	!	340	340	340
____ Detection Limit =>					3.00	3.00	!	3.00	3.00	3.00
Samp/ Repl. no.	Sex F/M	Age year	Wght g	Lngt mm	HCHA ppb w.wt	HCHG ppb w.wt	HC_Σn ppb w.wt	HCB ppb w.wt	QCB ppb w.wt	OCS ppb w.wt
01/ 1	X	4.0	225.8	267.0	1.00	3.00	4.00	2.00	<1.00	<1.00
02/ 1	X	4.0	273.3	285.0	1.00	1.00	2.00	1.00	<1.00	<1.00
03/ 1	X	5.0	327.5	303.0	1.00	1.00	2.00	1.00	<1.00	<1.00
04/ 1	X	5.0	366.6	322.0	<1.00	1.00	<2.00	1.00	<1.00	<1.00
05/ 1	F	6.0	520.7	351.0	<1.00	1.00	<2.00	1.00	<1.00	<1.00
Mean		4.8	342.8	305.6	<<1.00	1.40	<<2.40	1.20	<<1.00	<<1.00
Minim.		4.0	225.8	267.0	<1.00	1.00	<2.00	1.00	<1.00	<1.00
Maxim.		6.0	520.7	351.0	1.00	3.00	4.00	2.00	<1.00	<1.00
St.dev		0.8	112.9	32.6	~0.00	0.89	~0.89	0.45	~0.00	~0.00
Count		5	5	5	5	5	5	5	5	5

Sample.No 01 : Bulk of NIVA nos.:1,2,3,4,5 Skin with metacercariae of cf. Cryptocotyle lingua 1,4,5
Sample.No 02 : Bulk of NIVA nos.:6,7,8,9,10 Skin with metacercariae of cf. Cryptocotyle lingua on fish 6,7,8,9,10 Skin with ulceration, lymphocytic areas and/or lesions on fish 8
Sample.No 03 : Bulk of NIVA nos.:11,12,13,14,15 Skin with metacercariae of cf. Cryptocotyle lingua on fish 11,12,13,14. Muscle with signs of inner bleeding 12,13 Liver and/or intestinal guts with larvae of Anisakis sisp. 8
Sample.No 04 : Bulk of NIVA nos.:16,17,18,19,20 Skin with metacercariae of cf. Cryptocotyle lingua on fish 16,17,19,20 Liver and/or intestinal guts with larvae of Anisakis simplex on fish 16,17
Sample.No 05 : Bulk of NIVA nos.:21,22,23,24,25 Liver and/or intestinal guts with larvae of Anisakis simplex on fish 24 Skin with metacercariae of cf. Cryptocotyle lingua on fish 25

Species : LIMA LIM, Limanda limanda, GB: Dab, N: Sandflyndre.
Sample.area: J99 Undefined, Tissue : LIVER.
Locality : 22F Borøyfjorden, Latitude: 59°43.00N, Longitude: 05°21.00E.
Catch,date : 1995-1231, Count: 10, Sample type: Bulked.

Samp/ Repl. no.	Sex F/M	Age year	Wght g	Lngt mm	Mean Weight g	Dry %	Fat %	Cd ppm w.wt	Cu ppm w.wt	Pb ppm w.wt	Zn ppm w.wt	CB28 ppb w.wt	CB52 ppb w.wt	CB101 ppb w.wt	CB105 ppb w.wt	CB118 ppb w.wt	CB138 ppb w.wt	CB153 ppb w.wt	CB156 ppb w.wt	CB180 ppb w.wt	CB209 ppb w.wt	CB Σ7 ppb w.wt	CB ΣΣ ppb w.wt	DDEPP ppb w.wt	TDEPP ppb w.wt	DD Σn ppb w.wt
Analytical Lab. ⇒								NIVA	NIVA	NIVA	NIVA	NIVA	NIVA	NIVA	NIVA	NIVA	NIVA	NIVA	NIVA	NIVA	NIVA	Σ(*)	Σ(*)	NIVA	NIVA	Σ(*)
Analysis Code. ⇒								312	311	312	311	340	340	340	340	340	340	340	340	340	340	!	!	340	340	!
Detection Limit ⇒								0.050	0.010	0.030	1.00	3.00	3.00	3.00	3.00	3.00	3.00	3.00	3.00	3.00	3.00	!	!	4.00	3.00	!
01/ 1	X	5.0	367.1	300.0	6.5	27.60	10.00	0.139	4.800	0.070	41.90	1.00	3.00	12.00	6.00	24.00	43.00	73.00	5.00	23.00	1.00	179.0	191.0	21.00	1.00	22.00
02/ 1	F	4.0	334.5	296.0	9.0	23.80	5.60	0.112	2.500	0.070	32.70	10.00	3.00	4.00	2.00	5.00	7.00	12.00	1.00	3.00	<1.00	44.0	<48.0	4.00	<1.00	<5.00
Mean		4.5	350.8	298.0	7.8	25.70	7.80	0.126	3.650	0.070	37.30	5.50	3.00	8.00	4.00	14.50	25.00	42.50	3.00	13.00	<<1.00	111.5	<<119.5	12.50	<<1.00	<<13.50
Minim.		4.0	334.5	296.0	6.5	23.80	5.60	0.112	2.500	0.070	32.70	1.00	3.00	4.00	2.00	5.00	7.00	12.00	1.00	3.00	<1.00	44.0	<48.0	4.00	<1.00	<5.00
Maxim.		5.0	367.1	300.0	9.0	27.60	10.00	0.139	4.800	0.070	41.90	10.00	3.00	12.00	6.00	24.00	43.00	73.00	5.00	23.00	1.00	179.0	191.0	21.00	1.00	22.00
St.dev		0.7	23.1	2.8	1.8	2.69	3.11	0.019	1.626	0.000	6.51	6.36	0.00	5.66	2.83	13.44	25.46	43.13	2.83	14.14	0.00	95.5	101.1	12.02	0.00	12.02
Count		2	2	2	2	2	2	2	2	2	2	2	2	2	2	2	2	2	2	2	2	2	2	2	2	2

Tab.width cont'd LIMA LIM, LI, J99, 22F Borøyfjorden, 1995-1231.

Samp/ Repl. no.	Sex F/M	Age year	Wght g	Lngt mm	HCHA ppb w.wt	HCHG ppb w.wt	HC Σn ppb w.wt	HCB ppb w.wt	QCB ppb w.wt	OCS ppb w.wt
Analytical Lab. ⇒					NIVA	NIVA	Σ(*)	NIVA	NIVA	NIVA
Analysis Code. ⇒					340	340	!	340	340	340
Detection Limit ⇒					3.00	3.00	!	3.00	3.00	3.00
01/ 1	X	5.0	367.1	300.0	<1.00	1.00	<2.00	2.00	<1.00	<1.00
02/ 1	F	4.0	334.5	296.0	<1.00	<1.00	<1.00	1.00	<1.00	<1.00
Mean		4.5	350.8	298.0	<<1.00	<<1.00	<<1.50	1.50	<<1.00	<<1.00
Minim.		4.0	334.5	296.0	<1.00	<1.00	<1.00	1.00	<1.00	<1.00
Maxim.		5.0	367.1	300.0	<1.00	1.00	<2.00	2.00	<1.00	<1.00
St.dev		0.7	23.1	2.8	~0.00	0.00	~0.71	0.71	~0.00	~0.00
Count		2	2	2	2	2	2	2	2	2

Sample.No 01 : Bulk of NIVA nos.: 1,2,3,4,5

Species : LIMA LIM, Limanda limanda, GB: Dab, N: Sandflyndre.
Sample.area: J99 Undefined, Tissue : LIVER.
Locality : 92B Stokken area, Latitude: 64°09.85N, Longitude: 09°53.00E.
Catch,date : 1995-0927, Count: 5, Sample type: Homogenate.

Samp/ Repl. no.	Sex F/M	Age year	Wght g	Lngt mm	Mean Weight g	Dry %	Fat %	Cd ppm w.wt	Cu ppm w.wt	Pb ppm w.wt	Zn ppm w.wt	CB28 ppb w.wt	CB52 ppb w.wt	CB101 ppb w.wt	CB105 ppb w.wt	CB118 ppb w.wt	CB138 ppb w.wt	CB153 ppb w.wt	CB156 ppb w.wt	CB180 ppb w.wt	CB209 ppb w.wt	CB Σ7 ppb w.wt	CB ΣΣ ppb w.wt	DDEPP ppb w.wt	TDEPP ppb w.wt	DD Σn ppb w.wt
Analytical Lab. ⇒								NIVA	NIVA	NIVA	NIVA	NIVA	NIVA	NIVA	NIVA	NIVA	NIVA	NIVA	NIVA	NIVA	NIVA	Σ(*)	Σ(*)	NIVA	NIVA	Σ(*)
Analysis Code. ⇒								312	311	312	311	340	340	340	340	340	340	340	340	340	340	!	!	340	340	!
Detection Limit ⇒								0.050	0.010	0.030	1.00	3.00	3.00	3.00	3.00	3.00	3.00	3.00	3.00	3.00	3.00	!	!	4.00	3.00	!
01/ 1	X	5.0	324.8	317.0	5.3	30.40	13.20	0.743	10.100	0.060	31.80	1.00	2.00	10.00	4.00	12.00	32.00	49.00	2.00	10.00	<1.00	116.0	<123.0	19.00	2.00	21.00

Tab.width cont'd LIMA LIM, LI, J99, 92B Stokken area, 1995-0927.

Samp/ Repl. no.	Sex F/M	Age year	Wght g	Lngt mm	HCHA ppb w.wt	HCHG ppb w.wt	HC Σn ppb w.wt	HCB ppb w.wt	QCB ppb w.wt	OCS ppb w.wt
Analytical Lab. ⇒					NIVA	NIVA	Σ(*)	NIVA	NIVA	NIVA
Analysis Code. ⇒					340	340	!	340	340	340
Detection Limit ⇒					3.00	3.00	!	3.00	3.00	3.00
01/ 1	X	5.0	324.8	317.0	1.00	1.00	2.00	2.00	<1.00	<1.00

Sample.No 01 : Bulk of NIVA nos.: 1,2,3,4,5

Species : LIMA LIM, Limanda limanda, GB: Dab, N: Sandflyndre.
Sample.area: J99 Undefined, Tissue : LIVER.
Locality : 98B Lille Molla, Latitude: 68°12.00N, Longitude: 14°48.00E.
Catch,date : 1993-1115, Count: 20, Sample type: Bulked.

. Analytical Lab. =>					NIVA	NIVA	NIVA	NIVA	NIVA	NIVA	NIVA	NIVA	NIVA	NIVA	NIVA	NIVA	NIVA	NIVA	NIVA	Σ(*)	Σ(*)	NIVA	NIVA	Σ(*)
. Analysis Code. =>					312	311	312	311	340	340	340	340	340	340	340	340	340	340	340	!	!	340	340	!
Detection Limit =>					0.050	0.010	0.030	1.00	4.00	4.00	4.00	4.00	4.00	4.00	4.00	4.00	4.00	4.00	4.00	!	!	4.00	4.00	!
Samp/ Repl. no.	Sex F/M	Age year	Wght g	Lngt mm	Mean Weight g	Dry %	Fat %	Cd ppm w.wt	Cu ppm w.wt	Pb ppm w.wt	Zn ppm w.wt	CB28 ppb w.wt	CB52 ppb w.wt	CB101 ppb w.wt	CB105 ppb w.wt	CB118 ppb w.wt	CB138 ppb w.wt	CB153 ppb w.wt	CB156 ppb w.wt	CB180 ppb w.wt	CB209 ppb w.wt	CB_Σ7 ppb w.wt	CB_ΣΣ ppb w.wt	DDEPP ppb w.wt	TDEPP ppb w.wt	DD_Σn ppb w.wt
01/ 1	X	4.0	316.8	299.0	5.6	25.30	8.19	0.230	5.300	0.080	31.30	<2.00	<2.00	2.00	<2.00	3.00	4.00	6.00	<2.00	3.00	<2.00	<20.0	<20.0	11.00	2.00	13.00
02/ 1	X	4.0	367.1	321.0	5.2	21.40	4.10	0.320	4.500	0.040	28.30	<2.00	<2.00	2.00	<2.00	3.00	4.00	7.00	<2.00	2.00	<2.00	<20.0	<20.0	10.00	2.00	12.00
03/ 1	X	5.0	432.4	339.0	7.5	30.80	16.06	0.250	4.400	<.030	27.90	<2.00	<2.00	5.00	3.00	10.00	15.00	20.00	<2.00	9.00	<2.00	<61.0	<64.0	30.00	3.00	33.00
04/ 1	X	4.0	524.6	358.0	10.5	28.90	14.71	0.430	7.400	0.050	28.70	<2.00	<2.00	5.00	4.00	11.00	16.00	23.00	<2.00	8.00	<2.00	<65.0	<69.0	39.00	3.00	42.00
Mean		4.3	410.2	329.3	7.2	26.60	10.77	0.308	5.400	<<.050	29.05	<<2.00	<<2.00	3.50	<<2.75	6.75	9.75	14.00	<<2.00	5.50	<<2.00	<<41.5	<<43.3	22.50	2.50	25.00
Minim.		4.0	316.8	299.0	5.2	21.40	4.10	0.230	4.400	<.030	27.90	<2.00	<2.00	2.00	<2.00	3.00	4.00	6.00	<2.00	2.00	<2.00	<20.0	<20.0	10.00	2.00	12.00
Maxim.		5.0	524.6	358.0	10.5	30.80	16.06	0.430	7.400	0.080	31.30	<2.00	<2.00	5.00	4.00	11.00	16.00	23.00	<2.00	9.00	<2.00	<65.0	<69.0	39.00	3.00	42.00
St.dev		0.5	89.7	25.2	2.4	4.15	5.62	0.090	1.393	~.022	1.54	~0.00	~0.00	1.73	~0.96	4.35	6.65	8.76	~0.00	3.51	~0.00	~24.9	~26.9	14.34	0.58	14.90
Count		4	4	4	4	4	4	4	4	4	4	4	4	4	4	4	4	4	4	4	4	4	4	4	4	4

s/q(6) ! Suspect value(s)
i (2) ! Suspect or ambiguous basis-value(s) ignored in statistics.

Tab.width cont'd LIMA LIM, LI, J99, 98B Lille Molla, 1993-1115.

. Analytical Lab. =>					NIVA	NIVA	Σ(*)	NIVA	NIVA	NIVA
. Analysis Code. =>					340	340	!	340	340	340
Detection Limit =>					4.00	4.00	!	4.00	4.00	4.00
Samp/ Repl. no.	Sex F/M	Age year	Wght g	Lngt mm	HCHA ppb w.wt	HCHG ppb w.wt	HC_Σn ppb w.wt	HCB ppb w.wt	QCB ppb w.wt	OCS ppb w.wt
01/ 1	X	4.0	316.8	299.0	<2.00	≤2.00	≤<4.00	2.00	<2.00	<2.00
02/ 1	X	4.0	367.1	321.0	<2.00	<2.00	<2.00	<2.00	<2.00	<2.00
03/ 1	X	5.0	432.4	339.0	2.00	≤3.00	≤5.00	3.00	<2.00	<2.00
04/ 1	X	4.0	524.6	358.0	2.00	≤2.00	≤4.00	4.00	<2.00	<2.00
Mean		4.3	410.2	329.3	<<2.00	<2.00	<2.00	<<2.75	<<2.00	<<2.00
Minim.		4.0	316.8	299.0	<2.00	<2.00	<2.00	<2.00	<2.00	<2.00
Maxim.		5.0	524.6	358.0	2.00	<2.00	<2.00	4.00	<2.00	<2.00
St.dev		0.5	89.7	25.2	~0.00	.	.	~0.96	~0.00	~0.00
Count		4	4	4	4	i1	i1	4	4	4

Sample.No 01 : Bulk of NIVA nos.;1,2,3,4,5
Sample.No 02 : Bulk of NIVA nos.;6,7,8,9,10 Skin with metacercariae of cf. Cryptocotyle lingua Skin with ulceration, lymphocytic areas and/or lesions
Sample.No 03 : Bulk of NIVA nos.;11,12,13,14,15
Sample.No 04 : Bulk of NIVA nos.;16,17,18,19,20 Skin with metacercariae of cf. Cryptocotyle lingua Skin with ulceration, lymphocytic areas and/or lesions

Species : LIMA LIM, Limanda limanda, GB: Dab, N: Sandflyndre.
Sample.area: J99 Undefined, Tissue : LIVER.
Locality : 98F Lille Molla, Latitude: 68°12.00N, Longitude: 14°48.00E.
Catch,date : 1994-1001, Count: 5, Sample type: Homogenate.

. Analytical Lab. =>					NIVA	NIVA	NIVA	NIVA
. Analysis Code. =>					312	311	312	311
Detection Limit =>					0.050	0.010	0.030	1.00
Samp/ Repl. no.	Sex F/M	Age year	Wght g	Lngt mm	Mean Weight g	Dry %	Fat %	Cd ppm w.wt	Cu ppm w.wt	Pb ppm w.wt	Zn ppm w.wt
01/ 1	M	4.0	491.0	356.0	6.7	31.90	18.10	0.980	3.510	<.020	23.50

Sample.No 01 : Bulk of NIVA nos.: 1,2,3,4,5 Liver and/or intestinal guts with larvae of Anisakis simplex Skin with metacercariae of cf. Cryptocotyle lingua

Species : LIMA LIM, Limanda limanda, GB: Dab, N: Sandflyndre.
Sample.area: J99 Undefined, Tissue : LIVER.
Locality : 98F Lille Molla, Latitude: 68°12.00N, Longitude: 14°48.00E.
Catch,date : 1995-1101, Count: 2, Sample type: Homogenate.

. Analytical Lab. =>																							
. Analysis Code. =>					NIVA 312	NIVA 311	NIVA 312	NIVA 311	NIVA 340	NIVA 340	NIVA 340	NIVA 340	NIVA 340	NIVA 340	NIVA 340	NIVA 340	NIVA 340	NIVA 340	Σ(*) !	Σ(*) !	NIVA 340 !	NIVA 340 !	Σ(*) !
____ Detection Limit =>					0.050	0.010	0.030	1.00	3.00	3.00	3.00	3.00	3.00	3.00	3.00	3.00	3.00	3.00	!	!	4.00	3.00	!
Samp/ Repl. no.	Sex F/M	Age year	Wght g	Lngt mm	Mean Weight g	Dry %	Fat %	Cd ppm w.wt	Cu ppm w.wt	Pb ppm w.wt	Zn ppm w.wt	CB28 ppb w.wt	CB52 ppb w.wt	CB101 ppb w.wt	CB105 ppb w.wt	CB118 ppb w.wt	CB138 ppb w.wt	CB153 ppb w.wt	CB156 ppb w.wt	CB180 ppb w.wt	CB209 ppb w.wt	CB_Σ7 ppb w.wt	CB_ΣΣ ppb w.wt	DDEPP ppb w.wt	TDEPP ppb w.wt	DD_Σn ppb w.wt
01/ 1	X	5.0	315.9	300.0	6.5	33.60	17.50	0.182	5.000	<.040	34.80	<1.00	2.00	4.00	3.00	7.00	11.00	14.00	1.00	3.00	<1.00	<42.0	<46.0	7.00	<1.00	<8.00

Tab.width cont'd LIMA LIM, LI, J99, 98F Lille Molla, 1995-1101.

. Analytical Lab. =>					NIVA 340	NIVA 340	Σ(*) !	NIVA 340	NIVA 340	NIVA 340
. Analysis Code. =>										
____ Detection Limit =>					3.00	3.00	!	3.00	3.00	3.00
Samp/ Repl. no.	Sex F/M	Age year	Wght g	Lngt mm	HCHA ppb w.wt	HCHG ppb w.wt	HC_Σn ppb w.wt	HCB ppb w.wt	QCB ppb w.wt	OCS ppb w.wt
01/ 1	X	5.0	315.9	300.0	1.00	1.00	2.00	2.00	<1.00	<1.00

309

Species : LIMA LIM, Limanda limanda, GB: Dab, N: Sandflyndre.
Sample.area: J99 Undefined, Tissue : LIVER.
Locality : 98F Lille Molla, Latitude: 68°12.00N, Longitude: 14°48.00E.
Catch,date : 1996-1215, Count: 25, Sample type: Bulked.

. Analytical Lab. =>																									
. Analysis Code. =>						NIVA 312	NIVA 311	NIVA 312	NIVA 311	NIVA 340	NIVA 340	NIVA 340	NIVA 340	NIVA 340	NIVA 340	NIVA 340	NIVA 340	NIVA 340	NIVA 340	Σ(*) !	Σ(*) !	NIVA 340 !	NIVA 340 !	Σ(*) !
____ Detection Limit =>						0.050	0.010	0.030	1.00	3.00	3.00	3.00	3.00	3.00	3.00	3.00	3.00	3.00	3.00	!	!	4.00	3.00	!
Samp/ Repl. no.	Sex F/M	Age year	Wght g	Lngt mm	Mean Weight g	Dry %	Fat %	Cd ppm w.wt	Cu ppm w.wt	Pb ppm w.wt	Zn ppm w.wt	CB28 ppb w.wt	CB52 ppb w.wt	CB101 ppb w.wt	CB105 ppb w.wt	CB118 ppb w.wt	CB138 ppb w.wt	CB153 ppb w.wt	CB156 ppb w.wt	CB180 ppb w.wt	CB209 ppb w.wt	CB_Σ7 ppb w.wt	CB_ΣΣ ppb w.wt	DDEPP ppb w.wt	TDEPP ppb w.wt	DD_Σn ppb w.wt
01/ 1	X	4.0	321.2	309.0	5.7	32.30	18.90	0.137	6.520	<.030	31.70	0.60	2.60	7.00	4.50	12.50	19.30	25.50	2.30	7.40	<0.50	74.9	<82.2	34.30	4.20	38.50
02/ 1	X	5.0	395.6	327.0	8.0	34.90	18.40	0.163	5.650	<.030	27.20	0.90	3.00	9.90	8.40	22.30	38.10	53.10	4.80	15.90	0.50	143.2	156.9	64.70	6.30	71.00
03/ 1	X	5.0	410.8	339.0	6.4	33.70	18.50	0.247	4.090	0.040	28.10	1.80	7.90	27.00	18.30	44.70	70.90	92.20	8.00	24.10	0.70	268.6	295.6	145.00	23.70	168.70
04/ 1	X	6.0	499.2	356.0	7.9	33.70	17.50	0.225	7.690	<.030	39.00	0.90	3.90	13.40	8.60	21.50	31.60	44.80	4.10	12.10	<0.50	128.2	<141.4	65.20	13.50	78.70
05/ 1	X	6.0	750.8	406.0	15.7	35.10	19.00	0.494	3.870	<.030	40.20	1.30	4.60	15.10	10.30	25.50	36.30	51.10	4.80	14.10	<0.50	148.0	<163.6	80.80	15.00	95.80
Mean		5.2	475.5	347.4	8.8	33.94	18.46	0.253	5.564	<<.032	33.24	1.10	4.40	14.48	10.02	25.30	39.24	53.34	4.80	14.72	<<0.54	152.6	<<167.9	78.00	12.54	90.54
Minim.		4.0	321.2	309.0	5.7	32.30	17.50	0.137	3.870	<.030	27.20	0.60	2.60	7.00	4.50	12.50	19.30	25.50	2.30	7.40	<0.50	74.9	<82.2	34.30	4.20	38.50
Maxim.		6.0	750.8	406.0	15.7	35.10	19.00	0.494	7.690	0.040	40.20	1.80	7.90	27.00	18.30	44.70	70.90	92.20	8.00	24.10	0.70	268.6	295.6	145.00	23.70	168.70
St.dev		0.8	166.4	37.0	4.0	1.13	0.59	0.142	1.619	~.004	6.06	0.46	2.11	7.67	5.09	11.87	19.16	24.31	2.06	6.13	~0.09	71.1	~78.3	41.07	7.75	48.39
Count		5	5	5	5	5	5	5	5	5	5	5	5	5	5	5	5	5	5	5	5	5	5	5	5	5

Tab.width cont'd LIMA LIM, LI, J99, 98F Lille Molla, 1996-1215.

. Analytical Lab. =>				NIVA	NIVA	Σ(*)	NIVA	NIVA	NIVA
. Analysis Code. =>				340	340	!	340	340	340
____ Detection Limit =>				3.00	3.00	!	3.00	3.00	3.00
Samp/ Repl. no.	Sex F/M	Age year	Wght g	Lngt mm	HCHA ppb w.wt	HCHG ppb w.wt	HC_Σn ppb w.wt	HCB ppb w.wt	QCB ppb w.wt	OCS ppb w.wt
01/ 1	X	4.0	321.2	309.0	1.60	2.20	3.80	3.30	<0.50	<0.50
02/ 1	X	5.0	395.6	327.0	1.60	2.70	4.30	3.40	<0.50	<0.50
03/ 1	X	5.0	410.8	339.0	1.60	2.30	3.90	6.00	<0.50	0.70
04/ 1	X	6.0	499.2	356.0	1.50	3.80	5.30	5.00	<0.50	<0.50
05/ 1	X	6.0	750.8	406.0	1.60	2.70	4.30	6.30	<0.50	0.50
Mean		5.2	475.5	347.4	1.58	2.74	4.32	4.80	<<0.50	<<0.54
Minim.		4.0	321.2	309.0	1.50	2.20	3.80	3.30	<0.50	<0.50
Maxim.		6.0	750.8	406.0	1.60	3.80	5.30	6.30	<0.50	0.70
St.dev		0.8	166.4	37.0	0.04	0.63	0.59	1.41	~0.00	~0.09
Count		5	5	5	5	5	5	5	5	5

Sample.No 01 : Bulk of NIVA nos.:1,2,3,4,5 Liver and/or intestinal guts with larvae of Anisakis simplex (4) Muscle with signs of inner bleeding (5)
Sample.No 02 : Bulk of NIVA nos.:6,7,8,9,10 Skin with metacercariae of cf. Cryptocotyle lingua (6)(10) Muscle with signs of inner bleeding (7) (8) Liver and/or intestinal guts with larvae of Anisakis simplex (8)
Sample.No 03 : Bulk of NIVA nos.:11,12,13,14,15 Muscle with signs of inner bleeding (11,14) Skin with ulceration, lymphocytic areas and/or lesions (13) Skin with metacercariae of cf. Cryptocotyle lingua (14) Liver and/or intestinal guts with larvae of Anisakis simplex
Sample.No 04 : Bulk of NIVA nos.:16,17,18,19,20 Liver and/or intestinal guts with larvae of Anisakis simplex (16,17,18,19,20) Muscle with signs of inner bleeding (19,20) Skin with metacercariae of cf. Cryptocotyle lingua (19)
Sample.No 05 : Bulk of NIVA nos.:21,22,23,24,25 Muscle with signs of inner bleeding (21,22,23,24,25) Liver and/or intestinal guts with larvae of Anisakis simplex (21,22,23,24,25) Skin with metacercariae of cf. Cryptocotyle lingua (22)

Species : LIMA LIM, Limanda limanda, GB: Dab, N: Sandflyndre.
Sample.area: J99 Undefined, Tissue : LIVER.
Locality : 43F Kvænangen,Olderfjord, Latitude: 70°09.00N, Longitude: 21°22.00E.
Catch,date : 1996-1031, Count: 15, Sample type: Bulked.

. Analytical Lab. =>							NIVA	NIVA	NIVA	NIVA	NIVA	NIVA	NIVA	NIVA	NIVA	NIVA	NIVA	NIVA	NIVA	Σ(*)	Σ(*)	NIVA	NIVA	Σ(*)
. Analysis Code. =>							312	311	312	311	340	340	340	340	340	340	340	340	340	!	!	340	340	!
____ Detection Limit =>							0.050	0.010	0.030	1.00	3.00	3.00	3.00	3.00	3.00	3.00	3.00	3.00	3.00	!	!	4.00	3.00	!
Samp/ Repl. no.	Sex F/M	Age year	Wght g	Lngt mm	Mean Weight g	Dry %	Fat %	Cd ppm w.wt	Cu ppm w.wt	Pb ppm w.wt	Zn ppm w.wt	CB28 ppb w.wt	CB52 ppb w.wt	CB101 ppb w.wt	CB105 ppb w.wt	CB118 ppb w.wt	CB138 ppb w.wt	CB153 ppb w.wt	CB156 ppb w.wt	CB180 ppb w.wt	CB209 ppb w.wt	CB_Σ7 ppb w.wt	CB_ΣΣ ppb w.wt	DDEPP ppb w.wt	TDEPP ppb w.wt	DD_Σn ppb w.wt
01/ 1	X	4.0	402.6	320.0	5.5	28.80	13.80	0.288	3.540	0.100	29.80	<0.50	<0.50	1.50	2.50	7.80	10.80	14.70	1.10	4.70	<0.50	<40.0	<43.6	26.60	4.00	30.60
02/ 1	X	4.0	457.2	343.0	6.2	32.10	14.40	0.261	7.320	0.110	30.70	0.70	1.50	4.60	3.10	9.10	13.90	18.70	1.40	5.10	<0.50	53.6	<58.6	28.50	4.50	33.00
03/ 1	X	5.0	698.4	385.0	9.9	29.10	9.66	0.596	3.690	0.050	27.20	<0.50	0.70	1.90	1.50	5.10	8.40	12.40	0.80	3.90	<0.50	<32.9	<35.2	15.40	1.30	16.70
Mean		4.3	519.4	349.3	7.2	30.00	12.62	0.382	4.850	0.087	29.23	<<0.57	<<0.90	2.67	2.37	7.33	11.03	15.27	1.10	4.57	<<0.50	<<42.2	<<45.8	23.50	3.27	26.77
Minim.		4.0	402.6	320.0	5.5	28.80	9.66	0.261	3.540	0.050	27.20	<0.50	<0.50	1.50	1.50	5.10	8.40	12.40	0.80	3.90	<0.50	<32.9	<35.2	15.40	1.30	16.70
Maxim.		5.0	698.4	385.0	9.9	32.10	14.40	0.596	7.320	0.110	30.70	0.70	1.50	4.60	3.10	9.10	13.90	18.70	1.40	5.10	<0.50	53.6	<58.6	28.50	4.50	33.00
St.dev		0.6	157.4	33.0	2.3	1.82	2.58	0.186	2.140	0.032	1.82	~0.12	~0.53	1.69	0.81	2.04	2.76	3.19	0.30	0.61	~0.00	~10.5	~11.9	7.08	1.72	8.80
Count		3	3	3	3	3	3	3	3	3	3	3	3	3	3	3	3	3	3	3	3	3	3	3	3	3

Tab.width cont'd **LIMA LIM, LI, J99, 43F Kvænangen,Olderfjord, 1996-1031.**

. Analytical Lab. =>				NIVA	NIVA	Σ(*)	NIVA	NIVA	NIVA
. Analysis Code. =>				340	340	!	340	340	340
____ Detection Limit =>				3.00	3.00	!	3.00	3.00	3.00
Samp/ Repl. no.	Sex F/M	Age year	Wght g	Lngt mm	HCHA ppb w.wt	HCHG ppb w.wt	HC_Σn ppb w.wt	HCB ppb w.wt	QCB ppb w.wt	OCS ppb w.wt
01/ 1	X	4.0	402.6	320.0	1.40	1.30	2.70	2.00	<0.50	<0.50
02/ 1	X	4.0	457.2	343.0	1.10	0.90	2.00	2.10	<0.50	<0.50
03/ 1	X	5.0	698.4	385.0	0.70	0.50	1.20	1.20	<0.50	<0.50
Mean		4.3	519.4	349.3	1.07	0.90	1.97	1.77	<<0.50	<<0.50
Minim.		4.0	402.6	320.0	0.70	0.50	1.20	1.20	<0.50	<0.50
Maxim.		5.0	698.4	385.0	1.40	1.30	2.70	2.10	<0.50	<0.50
St.dev		0.6	157.4	33.0	0.35	0.40	0.75	0.49	~0.00	~0.00
Count		3	3	3	3	3	3	3	3	3

Sample.No 01 : Bulk of NIVA nos.:1,2,3,4,5 Skin with ulceration, lymphocytic areas and/or lesions (2) Muscle with signs of inner bleeding (5)
Sample.No 02 : Bulk of NIVA no.:6,7,8,9,10 Liver and/or intestinal guts with larvae of Anisakis simplex (6,7,8,10)
Sample.No 03 : Bulk of NIVA nos.:11,12,13,14,15 Liver and/or intestinal guts with larvae of Anisakis simplex (11,15)

311

Species : **LIMA LIM**, Limanda limanda, GB: Dab, N: Sandflyndre.
Sample.area: **J26 Oslofjorden**, Tissue : **MUSCLE.**
Locality : **36F Færder area**, Latitude: 59°04.00N, Longitude: 10°23.00E.
Catch,date : **1993-1201**, Count: 25, Sample type: **Bulked.**

. Analytical Lab. =>						NIVA	NIVA	NIVA	NIVA	NIVA	NIVA	NIVA	NIVA	NIVA	NIVA	NIVA	Σ(*)	Σ(*)	NIVA	NIVA	Σ(*)	NIVA	NIVA	Σ(*)	NIVA
. Analysis Code. =>						310	341	341	341	341	341	341	341	341	341	341	!	!	341	341	!	341	341	!	341
____ Detection Limit =>						0.005	0.10	0.10	0.10	0.10	0.10	0.10	0.10	0.10	0.10	0.10	!	!	0.10	0.10	!	0.10	0.10	!	0.10
Samp/ Repl. no.	Sex F/M	Age year	Wght g	Lngt mm	Dry %	Fat %	Hg ppm w.wt	CB28 ppb w.wt	CB52 ppb w.wt	CB101 ppb w.wt	CB105 ppb w.wt	CB118 ppb w.wt	CB138 ppb w.wt	CB153 ppb w.wt	CB156 ppb w.wt	CB180 ppb w.wt	CB209 ppb w.wt	CB_Σ7 ppb w.wt	CB_ΣΣ ppb w.wt	DDEPP ppb w.wt	TDEPP ppb w.wt	DD_Σn ppb w.wt	HCHA ppb w.wt	HCHG ppb w.wt	HC_Σn ppb w.wt	HCB ppb w.wt
01/ 1	X	5.0	169.3	245.0	20.30	0.32	0.065	<0.10	<0.10	0.20	0.50	1.60	2.30	3.20	0.20	0.40	0.10	<7.8	<8.6	0.50	<0.10	<0.60	<0.10	0.10	<0.20	<0.10
02/ 1	M	4.0	197.3	263.0	20.20	0.30	0.076	<0.10	<0.10	0.20	0.30	1.00	1.50	1.90	0.10	0.30	0.10	<5.0	<5.5	0.40	<0.10	<0.50	<0.10	0.10	<0.20	<0.10
03/ 1	X	6.0	250.3	281.0	19.20	0.45	0.099	0.10	0.10	0.30	0.40	1.50	2.10	3.30	0.20	0.50	0.20	7.9	8.7	0.50	<0.10	<0.60	<0.10	<0.10	<0.10	<0.10
04/ 1	X	6.0	301.1	301.0	19.60	0.22	0.078	<0.10	<0.10	0.30	0.50	1.60	2.60	3.60	0.20	0.60	<0.10	<8.8	<9.5	0.70	<0.10	<0.80	<0.10	<0.10	<0.10	<0.10
05/ 1	F	7.0	348.9	320.0	19.60	0.29	0.130	<0.10	<0.10	0.10	0.40	1.40	2.00	3.00	0.20	0.40	0.10	<7.0	<7.7	0.50	<0.10	<0.60	<0.10	0.10	<0.20	<0.10
Mean		5.6	253.4	282.0	19.78	0.32	0.090	<<0.10	<<0.10	0.22	0.42	1.42	2.10	3.00	0.18	0.44	<0.12	<<7.3	<<8.0	0.52	<<0.10	<<0.62	<<0.10	<<0.10	<<0.16	<<0.10
Minim.		4.0	169.3	245.0	19.20	0.22	0.065	<0.10	<0.10	0.10	0.30	1.00	1.50	1.90	0.10	0.30	<0.10	<5.0	<5.5	0.40	<0.10	<0.50	<0.10	<0.10	<0.10	<0.10
Maxim.		7.0	348.9	320.0	20.30	0.45	0.130	<0.10	<0.10	0.30	0.50	1.60	2.60	3.60	0.20	0.60	0.20	<8.8	<9.5	0.70	<0.10	<0.80	<0.10	0.10	<0.20	<0.10
St.dev		1.1	73.5	29.7	0.46	0.08	0.026	~0.00	~0.00	0.08	0.08	0.25	0.41	0.65	0.04	0.11	~0.04	~1.4	~1.5	0.11	~0.00	~0.11	~0.00	~0.00	~0.05	~0.00
Count		5	5	5	5	5	5	5	5	5	5	5	5	5	5	5	5	5	5	5	5	5	5	5	5	5

Tab.width cont'd LIMA LIM, MU, J26, 36F Færder area, 1993-1201.

. Analytical Lab. =>				NIVA	NIVA
. Analysis Code. =>				341	341
____ Detection Limit =>				0.10	0.10
Samp/ Repl. no.	Sex F/M	Age year	Wght g	Lngt mm	QCB ppb w.wt	OCS ppb w.wt
01/ 1	X	5.0	169.3	245.0	<0.10	<0.10
02/ 1	M	4.0	197.3	263.0	<0.10	<0.10
03/ 1	X	6.0	250.3	281.0	<0.10	<0.10
04/ 1	X	6.0	301.1	301.0	<0.10	<0.10
05/ 1	F	7.0	348.9	320.0	<0.10	<0.10
Mean		5.6	253.4	282.0	<<0.10	<<0.10
Minim.		4.0	169.3	245.0	<0.10	<0.10
Maxim.		7.0	348.9	320.0	<0.10	<0.10
St.dev		1.1	73.5	29.7	~0.00	~0.00
Count		5	5	5	5	5

Sample.No 01 : Bulk of NIVA nos.:1,2,3,4,5 Skin with metacercariae of cf. Cryptocotyle lingua
Sample.No 02 : Bulk of NIVA nos.:6,7,8,9,10 Skin with metacercariae of cf. Cryptocotyle lingua
Sample.No 03 : Bulk of NIVA nos.:11,12,13,14,15 Skin with metacercariae of cf. Cryptocotyle lingua Muscle with signs of inner bleeding
Sample.No 04 : Bulk of NIVA nos.:16,17,18,19,20 Skin with metacercariae of cf. Cryptocotyle lingua Muscle with signs of inner bleeding
Sample.No 05 : Bulk of NIVA nos.:21,22,23,24,25

312

Species : LIMA LIM, Limanda limanda, GB: Dab, N: Sandflyndre.
Sample.area: J26 Oslofjorden, Tissue : MUSCLE.
Locality : 36F Færder area, Latitude: 59°04.00N, Longitude: 10°23.00E.
Catch,date : 1994-1200, Count: 25, Sample type: Bulked.

. Analytical Lab. =>						NIVA	NIVA	NIVA	NIVA	NIVA	NIVA	NIVA	NIVA	NIVA	NIVA	NIVA	Σ(*)	Σ(*)	NIVA	NIVA	Σ(*)	NIVA	NIVA	Σ(*)	NIVA
. Analysis Code. =>						310	341	341	341	341	341	341	341	341	341	341	!	!	341	341	!	341	341	!	341
____ Detection Limit =>						0.005	0.05	0.05	0.05	0.05	0.05	0.05	0.05	0.05	0.05	0.05	!	!	0.10	0.05	!	0.05	0.05	!	0.05
Samp/ Repl. no.	Sex F/M	Age year	Wght g	Lngt mm	Dry %	Fat %	Hg ppm w.wt	CB28 ppb w.wt	CB52 ppb w.wt	CB101 ppb w.wt	CB105 ppb w.wt	CB118 ppb w.wt	CB138 ppb w.wt	CB153 ppb w.wt	CB156 ppb w.wt	CB180 ppb w.wt	CB209 ppb w.wt	CB_Σ7 ppb w.wt	CB_ΣΣ ppb w.wt	DDEPP ppb w.wt	TDEPP ppb w.wt	DD_Σn ppb w.wt	HCHA ppb w.wt	HCHG ppb w.wt	HC_Σn ppb w.wt	HCB ppb w.wt
01/ 1	M	3.0	175.4	249.0	21.40	0.25	0.068	0.05	0.14	0.45	0.36	1.01	1.77	2.06	0.13	0.42	0.13	5.9	6.5	0.96	0.17	1.13	0.05	0.16	0.21	0.06
02/ 1	X	3.0	218.9	270.0	21.40	0.15	0.036	0.04	0.09	0.20	0.15	0.35	0.57	0.63	0.05	0.15	0.04	2.0	2.3	0.35	0.07	0.42	0.04	0.12	0.16	0.05
03/ 1	X	4.0	232.8	275.0	21.00	0.14	0.055	miss	0.10	0.16	0.12	0.29	0.51	0.57	0.05	0.12	0.06	1.8	2.0	0.26	0.04	0.30	0.03	0.10	0.13	0.04
04/ 1	X	5.0	282.9	289.0	21.10	0.56	0.056	0.12	0.18	0.63	0.66	1.90	3.14	3.71	0.22	0.66	0.12	10.3	11.3	1.42	0.20	1.62	0.14	0.36	0.50	0.11
05/ 1	X	6.0	376.5	327.0	21.80	0.27	0.102	0.06	0.18	0.59	0.44	1.34	1.96	2.54	0.17	0.54	0.14	7.2	8.0	1.26	0.19	1.45	0.05	0.17	0.22	0.07
Mean		4.2	257.3	282.0	21.34	0.27	0.063	0.07	0.14	0.41	0.35	0.98	1.59	1.90	0.12	0.38	0.10	5.4	6.0	0.85	0.13	0.98	0.06	0.18	0.24	0.07
Minim.		3.0	175.4	249.0	21.00	0.14	0.036	0.04	0.09	0.16	0.12	0.29	0.51	0.57	0.05	0.12	0.04	1.8	2.0	0.26	0.04	0.30	0.03	0.10	0.13	0.04
Maxim.		6.0	376.5	327.0	21.80	0.56	0.102	0.12	0.18	0.63	0.66	1.90	3.14	3.71	0.22	0.66	0.14	10.3	11.3	1.42	0.20	1.62	0.14	0.36	0.50	0.11
St.dev		1.3	76.9	29.0	0.31	0.17	0.024	0.04	0.04	0.22	0.22	0.68	1.09	1.33	0.07	0.24	0.04	3.6	4.0	0.53	0.07	0.60	0.04	0.10	0.15	0.03
Count		5	5	5	5	5	5	4	5	5	5	5	5	5	5	5	5	5	5	5	5	5	5	5	5	5

miss(1) ! Missing value.

Tab.width cont'd LIMA LIM, MU, J26, 36F Færder area, 1994-1200.

. Analytical Lab. ⇒				NIVA	NIVA
. Analysis Code. ⇒				341	341
____ Detection Limit ⇒				0.05	0.05
Samp/ Repl. no.	Sex F/M	Age year	Wght g	Lngt mm	QCB ppb w.wt	OCS ppb w.wt
01/ 1	M	3.0	175.4	249.0	<0.03	<0.03
02/ 1	X	3.0	218.9	270.0	<0.03	<0.03
03/ 1	X	4.0	232.8	275.0	<0.03	<0.03
04/ 1	X	5.0	282.9	289.0	<0.03	<0.03
05/ 1	X	6.0	376.5	327.0	<0.03	<0.03
Mean		4.2	257.3	282.0	<<0.03	<<0.03
Minim.		3.0	175.4	249.0	<0.03	<0.03
Maxim.		6.0	376.5	327.0	<0.03	<0.03
St.dev		1.3	76.9	29.0	~0.00	~0.00
Count		5	5	5	5	5

Sample.No 01 : Bulk of NIVA nos.:1,2,3,4,5 Skin with metacercariae of cf. Cryptocotyle lingua on fish 2,3,4,5
Sample.No 02 : Bulk of NIVA nos.:6,7,8,9,10 Skin with metacercariae of cf. Cryptocotyle lingua on fish 7,8,9 Muscle with signs of inner bleeding on fish 9
Sample.No 03 : Bulk of NIVA nos.:11,12,13,14,15 Skin with metacercariae of cf. Cryptocotyle lingua Muscle with signs of inner bleeding on fish 12,13
Sample.No 04 : Bulk of NIVA nos.:16,17,18,19,20 Skin with metacercariae of cf. Cryptocotyle lingua on fish 16,17,18,19 Muscle with signs of inner bleeding on fish 20
Sample.No 05 : Bulk of NIVA nos.:21,22,23,24,25 Skin with metacercariae of cf. Cryptocotyle lingua on fish 21,22,24,25 Muscle with signs of inner bleeding on fish 22,24,25

313

Species : LIMA LIM, Limanda limanda, GB: Dab, N: Sandflyndre.
Sample.area: J26 Oslofjorden, Tissue : MUSCLE.
Locality : 36F Færder area, Latitude: 59°04.00N, Longitude: 10°23.00E.
Catch,date : 1995-1115, Count: 25, Sample type: Bulked.

. Analytical Lab. ⇒						NIVA	NIVA	NIVA	NIVA	NIVA	NIVA	NIVA	NIVA	NIVA	NIVA	NIVA	Σ(*)	Σ(*)	NIVA	NIVA	Σ(*)	NIVA	NIVA	Σ(*)	NIVA
. Analysis Code. ⇒						310	341	341	341	341	341	341	341	341	341	341	!	!	341	341	!	341	341	!	341
____ Detection Limit ⇒						0.005	0.05	0.05	0.05	0.05	0.05	0.05	0.05	0.05	0.05	0.05	!	!	0.10	0.05	!	0.05	0.05	!	0.05
Samp/ Repl. no.	Sex F/M	Age year	Wght g	Lngt mm	Dry %	Fat %	Hg ppm w.wt	CB28 ppb w.wt	CB52 ppb w.wt	CB101 ppb w.wt	CB105 ppb w.wt	CB118 ppb w.wt	CB138 ppb w.wt	CB153 ppb w.wt	CB156 ppb w.wt	CB180 ppb w.wt	CB209 ppb w.wt	CB_Σ7 ppb w.wt	CB_ΣΣ ppb w.wt	DDEPP ppb w.wt	TDEPP ppb w.wt	DD_Σn ppb w.wt	HCHA ppb w.wt	HCHG ppb w.wt	HC_Σn ppb w.wt	HCB ppb w.wt
01/ 1	X	3.0	193.0	261.0	22.40	0.69	0.050	0.10	0.18	0.55	0.65	1.80	3.17	4.14	0.28	0.90	0.22	10.8	12.0	0.77	0.05	0.82	0.04	0.14	0.18	0.07
02/ 1	X	5.0	226.5	274.0	20.80	0.52	0.058	0.07	0.26	0.59	0.54	1.34	2.31	2.84	0.22	0.66	0.21	8.1	9.0	0.97	0.05	1.02	<0.03	0.18	<0.21	0.05
03/ 1	X	5.0	254.5	280.0	22.20	0.52	0.051	<0.03	0.17	0.36	0.32	0.80	1.39	1.75	0.13	0.38	0.19	<4.9	<5.5	0.53	0.03	0.56	<0.03	0.21	<0.24	0.04
04/ 1	X	5.0	264.4	287.0	18.90	0.64	0.108	0.06	0.13	0.40	0.50	1.43	2.26	3.22	0.21	0.68	0.25	8.2	9.1	0.91	0.05	0.96	<0.03	0.21	<0.24	0.06
05/ 1	F	5.0	322.1	304.0	20.40	0.83	0.092	0.21	0.38	0.92	1.09	3.12	4.46	5.54	0.41	1.17	0.19	15.8	17.5	1.39	0.08	1.47	0.04	0.23	0.27	0.09
Mean		4.6	252.1	281.2	20.94	0.64	0.072	<0.09	0.22	0.56	0.62	1.70	2.72	3.50	0.25	0.76	0.21	<9.6	<10.6	0.91	0.05	0.97	<<0.03	0.19	<<0.23	0.06
Minim.		3.0	193.0	261.0	18.90	0.52	0.050	<0.03	0.13	0.36	0.32	0.80	1.39	1.75	0.13	0.38	0.19	<4.9	<5.5	0.53	0.03	0.56	<0.03	0.14	0.18	0.04
Maxim.		5.0	322.1	304.0	22.40	0.83	0.108	0.21	0.38	0.92	1.09	3.12	4.46	5.54	0.41	1.17	0.25	15.8	17.5	1.39	0.08	1.47	0.04	0.23	0.27	0.09
St.dev		0.9	48.0	15.9	1.43	0.13	0.027	~0.07	0.10	0.22	0.29	0.87	1.16	1.43	0.10	0.30	0.02	~4.1	~4.5	0.32	0.02	0.33	~0.01	0.04	~0.03	0.02
Count		5	5	5	5	5	5	5	5	5	5	5	5	5	5	5	5	5	5	5	5	5	5	5	5	5

Tab.width cont'd LIMA LIM, MU, J26, 36F Færder area, 1995-1115.

. Analytical Lab. =>				NIVA	NIVA
. Analysis Code. =>				341	341
Detection Limit =>				0.05	0.05
Samp/ Repl. no.	Sex F/M	Age year	Wght g	Lngt mm	QCB ppb w.wt	OCS ppb w.wt
01/ 1	X	3.0	193.0	261.0	<0.03	<0.03
02/ 1	X	5.0	226.5	274.0	<0.03	<0.03
03/ 1	X	5.0	254.5	280.0	<0.03	<0.03
04/ 1	X	5.0	264.4	287.0	<0.03	<0.03
05/ 1	F	5.0	322.1	304.0	<0.03	0.03
Mean		4.6	252.1	281.2	<<0.03	<<0.03
Minim.		3.0	193.0	261.0	<0.03	<0.03
Maxim.		5.0	322.1	304.0	<0.03	0.03
St.dev		0.9	48.0	15.9	~0.00	~0.00
Count		5	5	5	5	5

Sample.No 01 : Bulk of NIVA nos.: 1,2,3,4,5 Skin with metacercariae of cf. Cryptocotyle lingua on fish 1
Sample.No 02 : Bulk of NIVA nos.: 6,7,8,9,10 Skin with metacercariae of cf. Cryptocotyle lingua on fish 7,8,9 Muscle with signs of inner bleeding on fish 9
Sample.No 03 : Bulk of NIVA nos.: 11,12,13,14,15 Skin with metacercariae of cf. Cryptocotyle lingua on fish 12,13, Muscle with signs of inner bleeding on fish 12,13, 14
Sample.No 04 : Bulk of NIVA nos.: 16,17,18,19,20 Skin with metacercariae of cf. Cryptocotyle lingua on fish 17,18,19 Muscle with signs of inner bleeding on fish 17, 19
Sample.No 05 : Bulk of NIVA nos.: 21,22,23,24,25 Skin with metacercariae of cf. Cryptocotyle lingua on 23,25 Muscle with signs of inner bleeding on 23 Liver and/or intestinal guts with larvae of Anisakis simplex Liver with necrotic areas and/or discolouration on 25

Species : LIMA LIM, Limanda limanda, GB: Dab, N: Sandflyndre.
Sample.area: J26 Oslofjorden, Tissue : MUSCLE.
Locality : 36F Færder area, Latitude: 59°04.00N, Longitude: 10°23.00E.
Catch,date : 1996-1215, Count: 25, Sample type: Bulked.

. Analytical Lab. =>						NIVA	NIVA	NIVA	NIVA	NIVA	NIVA	NIVA	NIVA	NIVA	NIVA	NIVA	NIVA	Σ(*)	Σ(*)	NIVA	NIVA	Σ(*)	NIVA	NIVA	Σ(*)
. Analysis Code. =>						310	341	341	341	341	341	341	341	341	341	341		!	!	341	341	!	341	341	!
Detection Limit =>						0.005	0.05	0.05	0.05	0.05	0.05	0.05	0.05	0.05	0.05	0.05		!	!	0.10	0.05	!	0.05	0.05	!
Samp/ Repl. no.	Sex F/M	Age year	Wght g	Lngt mm	Mean Weight g	Dry %	Fat %	Hg ppm w.wt	CB28 ppb w.wt	CB52 ppb w.wt	CB101 ppb w.wt	CB105 ppb w.wt	CB118 ppb w.wt	CB138 ppb w.wt	CB153 ppb w.wt	CB156 ppb w.wt	CB180 ppb w.wt	CB209 ppb w.wt	CB_Σ7 ppb w.wt	CB_ΣΣ ppb w.wt	DDEPP ppb w.wt	TDEPP ppb w.wt	DD_Σn ppb w.wt	HCHA ppb w.wt	HCHG ppb w.wt	HC_Σn ppb w.wt
01/ 1	X	4.0	186.8	274.0	15.0	21.20	0.52	0.030	0.09	0.17	0.46	0.37	0.84	1.17	1.46	0.12	0.32	0.10	4.5	5.1	0.61	0.10	0.71	0.05	0.28	0.33
02/ 1	X	4.0	214.8	270.0	15.0	20.10	0.55	0.079	0.09	0.13	0.55	0.72	1.76	2.97	3.84	0.29	0.79	0.22	10.1	11.4	1.14	0.13	1.27	0.05	0.33	0.38
03/ 1	X	4.0	258.0	283.0	15.0	20.50	0.70	0.073	0.20	0.51	2.00	1.66	4.30	5.15	5.88	0.60	1.11	0.11	19.2	21.5	0.91	0.16	1.07	0.06	0.38	0.44
04/ 1	X	5.0	290.6	304.0	15.0	20.40	0.57	0.053	0.16	0.27	0.89	0.76	1.86	2.62	3.13	0.31	0.69	0.10	9.6	10.8	0.76	0.12	0.88	0.05	0.29	0.34
05/ 1	F	5.0	383.4	321.0	15.0	20.30	0.76	0.082	0.11	0.18	0.73	0.69	1.78	2.62	3.33	0.31	0.69	0.14	9.4	10.6	0.99	0.19	1.18	0.07	0.33	0.40
Mean		4.4	266.7	290.4	15.0	20.50	0.62	0.063	0.13	0.25	0.93	0.84	2.11	2.91	3.53	0.33	0.72	0.13	10.6	11.9	0.88	0.14	1.02	0.06	0.32	0.38
Minim.		4.0	186.8	270.0	15.0	20.10	0.52	0.030	0.09	0.13	0.46	0.37	0.84	1.17	1.46	0.12	0.32	0.10	4.5	5.1	0.61	0.10	0.71	0.05	0.28	0.33
Maxim.		5.0	383.4	321.0	15.0	21.20	0.76	0.082	0.20	0.51	2.00	1.66	4.30	5.15	5.88	0.60	1.11	0.22	19.2	21.5	1.14	0.19	1.27	0.07	0.38	0.44
St.dev		0.5	76.4	21.6	0.0	0.42	0.10	0.022	0.05	0.15	0.62	0.48	1.29	1.43	1.59	0.17	0.28	0.05	5.3	6.0	0.20	0.04	0.23	0.01	0.04	0.04
Count		5	5	5	5	5	5	5	5	5	5	5	5	5	5	5	5	5	5	5	5	5	5	5	5	5

314

Tab.width cont'd **LIMA LIM, MU, J26, 36F Færder area, 1996-1215.**

. Analytical Lab. ⇒				NIVA	NIVA	NIVA
. Analysis Code. ⇒				341	341	341
____ Detection Limit ⇒				0.05	0.05	0.05
Samp/ Repl. no.	Sex F/M	Age year	Wght g	Lngt mm	HCB ppb w.wt	QCB ppb w.wt	OCS ppb w.wt
01/ 1	X	4.0	186.8	274.0	0.06	<0.03	<0.03
02/ 1	X	4.0	214.8	270.0	0.07	<0.03	<0.03
03/ 1	X	4.0	258.0	283.0	0.09	<0.03	<0.03
04/ 1	X	5.0	290.6	304.0	0.07	<0.03	<0.03
05/ 1	F	5.0	383.4	321.0	0.10	<0.03	<0.03
Mean		4.4	266.7	290.4	0.08	<<0.03	<<0.03
Minim.		4.0	186.8	270.0	0.06	<0.03	<0.03
Maxim.		5.0	383.4	321.0	0.10	<0.03	<0.03
St.dev		0.5	76.4	21.6	0.02	~0.00	~0.00
Count		5	5	5	5	5	5

Sample.No 01 : Bulk of NIVA nos.:1,2,3,4,5 Skin with metacercariae of cf. Cryptocotyle lingua (2,3,4,5) Muscle with signs of inner bleeding (2,3,4,5)
Sample.No 02 : Bulk of NIVA nos.:6,7,8,9,10 Skin with metacercariae of cf. Cryptocotyle lingua (6,8,9) Muscle with signs of inner bleeding (6,7,8,9,10)
Sample.No 03 : Bulk of NIVA nos.:11,12,13,14,15 Skin with metacercariae of cf. Cryptocotyle lingua (13,14,15) Muscle with signs of inner bleeding (11,12,13,14,15)

Sample.No 04 : Bulk of NIVA nos.:16,17,18,19,20 Skin with metacercariae of cf. Cryptocotyle lingua (17,20) Muscle with signs of inner bleeding (16,17,18,20)
Sample.No 05 : Bulk of NIVA nos.:21,22,23,24,25 Skin with metacercariae of cf. Cryptocotyle lingua (21,22.23,24) Muscle with signs of inner bleeding (21,22,23,24, 25)

Species : **LIMA LIM**, Limanda limanda, GB: Dab, N: Sandflyndre.
Sample.area: **J26 Oslofjorden**, Tissue : **MUSCLE.**
Locality : **36F Færder area**, Latitude: 59°04.00N, Longitude: 10°23.00E.
Catch,date : **1997-1012**, Count: 25, Sample type: **Bulked.**

. Analytical Lab. ⇒							NIVA	NIVA	NIVA	NIVA	NIVA	NIVA	NIVA	NIVA	NIVA	NIVA	NIVA	NIVA	Σ(*)	Σ(*)	NIVA	NIVA	Σ(*)	NIVA	NIVA	Σ(*)
. Analysis Code. ⇒							310	341	341	341	341	341	341	341	341	341	341	341	!	!	341	341	!	341	341	!
____ Detection Limit ⇒							0.005	0.05	0.05	0.05	0.05	0.05	0.05	0.05	0.05	0.05	0.05	0.05	!	!	0.10	0.05	!	0.05	0.05	!
Samp/ Repl. no.	Sex F/M	Age year	Wght g	Lngt mm	Mean Weight g	Dry %	Fat %	Hg ppm w.wt	CB28 ppb w.wt	CB52 ppb w.wt	CB101 ppb w.wt	CB105 ppb w.wt	CB118 ppb w.wt	CB138 ppb w.wt	CB153 ppb w.wt	CB156 ppb w.wt	CB180 ppb w.wt	CB209 ppb w.wt	CB_Σ7 ppb w.wt	CB_ΣΣ ppb w.wt	DDEPP ppb w.wt	TDEPP ppb w.wt	DD_Σn ppb w.wt	HCHA ppb w.wt	HCHG ppb w.wt	HC_Σn ppb w.wt
01/ 1	F	4.6	142.0	234.0	14.8	20.90	0.39	0.026	0.08	<0.03	0.49	0.46	1.12	1.59	1.70	0.14	0.24	<0.03	<5.3	<5.9	0.27	0.04	0.31	0.04	0.14	0.18
02/ 1	F	4.4	211.0	262.0	15.3	21.50	0.40	0.036	0.10	<0.03	0.56	0.45	1.08	1.56	1.63	0.12	0.24	<0.03	<5.2	<5.8	0.54	0.08	0.62	0.05	0.17	0.22
03/ 1	F	5.2	230.4	276.0	14.8	22.30	0.24	0.038	0.04	<0.03	0.22	0.26	0.67	0.89	0.94	0.08	0.13	<0.03	<2.9	<3.3	0.19	0.03	0.22	0.05	0.13	0.18
04/ 1	F	5.8	282.4	295.0	15.0	20.30	0.41	0.059	0.06	<0.03	0.28	0.43	1.02	1.32	1.62	0.18	0.25	<0.03	<4.6	<5.2	0.46	0.04	0.50	0.05	0.15	0.20
05/ 1	F	6.4	384.8	327.0	14.8	21.20	0.44	0.139	0.03	<0.03	0.28	0.50	1.29	1.95	2.35	0.20	0.38	<0.03	<6.3	<7.0	0.63	0.06	0.69	0.07	0.19	0.26
Mean		5.3	250.1	278.8	14.9	21.24	0.38	0.060	0.06	<<0.03	0.37	0.42	1.04	1.46	1.65	0.14	0.25	<<0.03	<<4.9	<<5.4	0.42	0.05	0.47	0.05	0.16	0.21
Minim.		4.4	142.0	234.0	14.8	20.30	0.24	0.026	0.03	<0.03	0.22	0.26	0.67	0.89	0.94	0.08	0.13	<0.03	<2.9	<3.3	0.19	0.03	0.22	0.04	0.13	0.18
Maxim.		6.4	384.8	327.0	15.3	22.30	0.44	0.139	0.10	<0.03	0.56	0.50	1.29	1.95	2.35	0.20	0.38	<0.03	<6.3	<7.0	0.63	0.08	0.69	0.07	0.19	0.26
St.dev		0.8	90.5	34.9	0.2	0.74	0.08	0.046	0.03	~0.00	0.15	0.09	0.23	0.39	0.50	0.05	0.09	~0.00	~1.2	~1.4	0.18	0.02	0.20	0.01	0.02	0.03
Count		5	5	5	5	5	5	5	5	5	5	5	5	5	5	5	5	5	5	5	5	5	5	5	5	5

Tab.width cont'd **LIMA LIM, MU, J26, 36F Færder area, 1997-1012.**

. Analytical Lab. ⇒				NIVA	NIVA	NIVA
. Analysis Code. ⇒				341	341	341
____ Detection Limit ⇒				0.05	0.05	0.05
Samp/ Repl. no.	Sex F/M	Age year	Wght g	Lngt mm	HCB ppb w.wt	QCB ppb w.wt	OCS ppb w.wt
01/ 1	F	4.6	142.0	234.0	0.04	<0.03	<0.03
02/ 1	F	4.4	211.0	262.0	0.05	<0.03	<0.03
03/ 1	F	5.2	230.4	276.0	0.03	<0.03	<0.03
04/ 1	F	5.8	282.4	295.0	0.05	<0.03	<0.03
05/ 1	F	6.4	384.8	327.0	0.09	<0.03	<0.03
Mean		5.3	250.1	278.8	0.05	<<0.03	<<0.03
Minim.		4.4	142.0	234.0	0.03	<0.03	<0.03
Maxim.		6.4	384.8	327.0	0.09	<0.03	<0.03
St.dev		0.8	90.5	34.9	0.02	~0.00	~0.00
Count		5	5	5	5	5	5

Sample.No 01 : Bulk of NIVA nos.:1,2,3,4,5 Muscle with signs of inner bleeding (1+2+3) Skin with metacercariae of cf. Cryptocotyle lingua (3+4+5)
Sample.No 02 : Bulk of NIVA nos.:6,7,8,9,10 Muscle with signs of inner bleeding (7+10) Skin with metacercariae of cf. Cryptocotyle lingua (6+7+8)
Sample.No 03 : Bulk of NIVA nos.:11,12,13,14,15 Muscle with signs of inner bleeding (11+12+15) Skin with ulceration, lymphocytic areas and/or lesions (14)
Sample.No 04 : Bulk of NIVA no.:16,17,18,19,20 Skin with metacercariae of cf. Cryptocotyle lingua (16+18+ 19+20) Muscle with signs of inner bleeding (18+19)
Sample.No 05 : Bulk of NIVA nos.:21,22,23,24,25 Skin with metacercariae of cf. Cryptocotyle lingua (21+25) Muscle with signs of inner bleeding (21+22+23)

316

Species : **LIMA LIM**, Limanda limanda, GB: Dab, N: Sandflyndre.
Sample.area: **J99 Undefined**, Tissue : **MUSCLE.**
Locality : **15F Ullerø area**, Latitude: 58°03.00N, Longitude: 06°43.00E.
Catch,date : **1993-1201**, Count: 8, Sample type: **Bulked.**

. Analytical Lab. ⇒						NIVA	NIVA	NIVA	NIVA	NIVA	NIVA	NIVA	NIVA	NIVA	NIVA	NIVA	Σ(*)	Σ(*)	NIVA	NIVA	Σ(*)	NIVA	NIVA	Σ(*)	NIVA
. Analysis Code. ⇒						310	341	341	341	341	341	341	341	341	341	341	!	!	341	341	!	341	341	!	341
____ Detection Limit ⇒						0.005	0.10	0.10	0.10	0.10	0.10	0.10	0.10	0.10	0.10	0.10	!	!	0.10	0.10	!	0.10	0.10	!	0.10
Samp/ Repl. no.	Sex F/M	Age year	Wght g	Lngt mm	Dry %	Fat %	Hg ppm w.wt	CB28 ppb w.wt	CB52 ppb w.wt	CB101 ppb w.wt	CB105 ppb w.wt	CB118 ppb w.wt	CB138 ppb w.wt	CB153 ppb w.wt	CB156 ppb w.wt	CB180 ppb w.wt	CB209 ppb w.wt	CB_Σ7 ppb w.wt	CB_ΣΣ ppb w.wt	DDEPP ppb w.wt	TDEPP ppb w.wt	DD_Σn ppb w.wt	HCHA ppb w.wt	HCHG ppb w.wt	HC_Σn ppb w.wt	HCB ppb w.wt
01/ 1	X	4.0	276.4	290.0	22.70	0.26	0.034	<0.10	<0.10	0.10	<0.10	0.10	0.10	0.20	<0.10	<0.10	<0.10	<0.6	<0.6	0.10	<0.10	<0.20	<0.10	s0.10	s<0.20	0.10
02/ 1	X	5.0	280.5	286.0	22.00	0.51	0.038	<0.10	<0.10	0.10	0.10	0.20	0.20	0.30	<0.10	0.10	0.40	<1.0	<1.5	0.30	<0.10	<0.40	0.10	0.10	0.20	0.10
Mean		4.5	278.5	288.0	22.35	0.39	0.036	<<0.10	<<0.10	0.10	<<0.10	0.15	0.15	0.25	<<0.10	<<0.10	<<0.25	<<0.8	<<1.1	0.20	<<0.10	<<0.30	<<0.10	0.10	0.20	0.10
Minim.		4.0	276.4	286.0	22.00	0.26	0.034	<0.10	<0.10	0.10	<0.10	0.10	0.10	0.20	<0.10	<0.10	<0.10	<0.6	<0.6	0.10	<0.10	<0.20	<0.10	0.10	0.20	0.10
Maxim.		5.0	280.5	290.0	22.70	0.51	0.038	<0.10	<0.10	0.10	0.10	0.20	0.20	0.30	<0.10	0.10	0.40	<1.0	<1.5	0.30	<0.10	<0.40	0.10	0.10	0.20	0.10
St.dev		0.7	2.9	2.8	0.49	0.18	0.003	~0.00	~0.00	0.00	~0.00	0.07	0.07	0.07	~0.00	~0.00	~0.21	~0.3	~0.6	0.14	~0.00	~0.14	~0.00	.	.	0.00
Count		2	2	2	2	2	2	2	2	2	2	2	2	2	2	2	2	2	2	2	2	2	2	i1	i1	2

s/q(2) ! Suspect value(s)
i (2) ! Suspect or ambiguous basis-value(s) ignored in statistics.

Tab.width cont'd LIMA LIM, MU, J99, 15F Ullerø area, 1993-1201.

. Analytical Lab. =>				NIVA	NIVA
. Analysis Code. =>				341	341
____ Detection Limit =>				0.10	0.10
Samp/ Repl. no.	Sex F/M	Age year	Wght g	Lngt mm	QCB ppb w.wt	OCS ppb w.wt
01/ 1	X	4.0	276.4	290.0	<0.10	<0.10
02/ 1	X	5.0	280.5	286.0	<0.10	0.10
Mean		4.5	278.5	288.0	<<0.10	<<0.10
Minim.		4.0	276.4	286.0	<0.10	<0.10
Maxim.		5.0	280.5	290.0	<0.10	0.10
St.dev		0.7	2.9	2.8	~0.00	~0.00
Count		2	2	2	2	2

Sample.No 01 : Bulk of NIVA nos.:1,2,3,4
Sample.No 02 : Bulk of NIVA nos.:5,6,7,8 Liver with necrotic areas and/or discolouration Skin with metacercariae of cf. Cryptocotyle lingua

Species : LIMA LIM, Limanda limanda, GB: Dab, N: Sandflyndre.
Sample.area: J99 Undefined, Tissue : MUSCLE.
Locality : 15F Ullerø area, Latitude: 58°03.00N, Longitude: 06°43.00E.
Catch,date : 1994-1000, Count: 25, Sample type: Bulked.

317

. Analytical Lab. =>						NIVA	NIVA	NIVA	NIVA	NIVA	NIVA	NIVA	NIVA	NIVA	NIVA	NIVA	Σ(*)	Σ(*)	NIVA	NIVA	Σ(*)	NIVA	NIVA	Σ(*)	NIVA
. Analysis Code. =>						310	341	341	341	341	341	341	341	341	341	341	!	!	341	341	!	341	341	!	341
____ Detection Limit =>						0.005	0.05	0.05	0.05	0.05	0.05	0.05	0.05	0.05	0.05	0.05	!	!	0.10	0.05	!	0.05	0.05	!	0.05
Samp/ Repl. no.	Sex F/M	Age year	Wght g	Lngt mm	Dry %	Fat %	Hg ppm w.wt	CB28 ppb w.wt	CB52 ppb w.wt	CB101 ppb w.wt	CB105 ppb w.wt	CB118 ppb w.wt	CB138 ppb w.wt	CB153 ppb w.wt	CB156 ppb w.wt	CB180 ppb w.wt	CB209 ppb w.wt	CB_Σ7 ppb w.wt	CB_ΣΣ ppb w.wt	DDEPP ppb w.wt	TDEPP ppb w.wt	DD_Σn ppb w.wt	HCHA ppb w.wt	HCHG ppb w.wt	HC_Σn ppb w.wt	HCB ppb w.wt
01/ 1	X	3.0	143.9	234.0	22.10	0.11	0.026	<0.03	<0.03	0.03	<0.03	0.04	0.07	0.07	<0.03	<0.03	<0.03	<0.2	<0.2	0.12	<0.03	<0.15	0.03	0.05	0.08	0.04
02/ 1	X	4.0	216.3	268.0	21.10	0.17	0.052	<0.03	<0.03	0.05	<0.03	0.07	0.12	0.14	<0.03	0.03	<0.03	<0.4	<0.4	0.17	0.04	0.21	<0.03	0.06	<0.09	0.05
03/ 1	F	4.0	259.9	291.0	19.80	0.42	0.037	<0.03	0.04	0.12	0.05	0.17	0.29	0.39	0.03	0.09	0.03	<1.1	<1.2	0.44	0.08	0.52	0.04	0.09	0.13	0.10
04/ 1	X	4.0	342.1	309.0	21.10	0.12	0.035	<0.03	<0.03	0.03	<0.03	0.04	0.08	0.10	<0.03	0.03	<0.03	<0.3	<0.3	0.11	0.03	0.14	<0.03	0.05	<0.08	0.03
Mean		3.8	240.6	275.5	21.03	0.21	0.038	<<0.03	<<0.03	0.06	<<0.04	0.08	0.14	0.18	<<0.03	<<0.05	<<0.03	<<0.5	<<0.6	0.21	<<0.05	<<0.26	<<0.03	0.06	<<0.10	0.06
Minim.		3.0	143.9	234.0	19.80	0.11	0.026	<0.03	<0.03	0.03	<0.03	0.04	0.07	0.07	<0.03	<0.03	<0.03	<0.2	<0.2	0.11	<0.03	0.14	<0.03	0.05	<0.08	0.03
Maxim.		4.0	342.1	309.0	22.10	0.42	0.052	<0.03	0.04	0.12	0.05	0.17	0.29	0.39	<0.03	0.09	<0.03	<1.1	<1.2	0.44	0.08	0.52	0.04	0.09	0.13	0.10
St.dev		0.5	82.9	32.4	0.94	0.15	0.011	~0.00	~0.00	0.04	~0.01	0.06	0.10	0.15	~0.00	~0.03	~0.00	~0.4	~0.5	0.16	~0.02	~0.18	~0.00	0.02	~0.02	0.03
Count		4	4	4	4	4	4	4	4	4	4	4	4	4	4	4	4	4	4	4	4	4	4	4	4	4

Tab.width cont'd **LIMA LIM, MU, J99, 15F Ullerø area, 1994-1000.**

. Analytical Lab. ⇒				NIVA	NIVA
. Analysis Code. ⇒				341	341
Detection Limit ⇒				0.05	0.05
Samp/ Repl. no.	Sex F/M	Age year	Wght g	Lngt mm	QCB ppb w.wt	OCS ppb w.wt
01/ 1	X	3.0	143.9	234.0	<0.03	<0.03
02/ 1	X	4.0	216.3	268.0	<0.03	<0.03
03/ 1	F	4.0	259.9	291.0	<0.03	<0.03
04/ 1	X	4.0	342.1	309.0	<0.03	<0.03
Mean		3.8	240.6	275.5	<<0.03	<<0.03
Minim.		3.0	143.9	234.0	<0.03	<0.03
Maxim.		4.0	342.1	309.0	<0.03	<0.03
St.dev		0.5	82.9	32.4	~0.00	~0.00
Count		4	4	4	4	4

Sample.No 02 : Bulk of NIVA nos.:6,7,8,9,10 Skin with metacercariae of cf. Cryptocotyle lingua 6,7,9 Skin with ulceration, lymphocytic areas and/or lesions 9 Muscle with signs of inner bleeding on fish 7

Sample.No 03 : Bulk of NIVA nos.:11,12,13,14,15 Skin with ulceration, lymphocytic areas and/or lesions 12,13 Skin with metacercariae of cf. Cryptocotyle lingua 12, 15

Sample.No 04 : Bulk of NIVA nos.:16,17,18,19,20 Skin with ulceration, lymphocytic areas and/or lesions 16 Skin with metacercariae of cf. Cryptocotyle lingua 17,18, 19

318

Species : **LIMA LIM**, Limanda limanda, GB: Dab, N: Sandflyndre.
Sample.area: **J99 Undefined**, Tissue : **MUSCLE.**
Locality : **15F Ullerø area**, Latitude: 58°03.00N, Longitude: 06°43.00E.
Catch,date : **1995-1201**, Count: 25, Sample type: **Bulked.**

. Analytical Lab. ⇒						NIVA	NIVA	NIVA	NIVA	NIVA	NIVA	NIVA	NIVA	NIVA	NIVA	NIVA	Σ(*)	Σ(*)	NIVA	NIVA	Σ(*)	NIVA	NIVA	Σ(*)	NIVA
. Analysis Code. ⇒						310	341	341	341	341	341	341	341	341	341	341	!	!	341	341	!	341	341	!	341
Detection Limit ⇒						0.005	0.05	0.05	0.05	0.05	0.05	0.05	0.05	0.05	0.05	0.05	!	!	0.10	0.05	!	0.05	0.05	!	0.05
Samp/ Repl. no.	Sex F/M	Age year	Wght g	Lngt mm	Dry %	Fat %	Hg ppm w.wt	CB28 ppb w.wt	CB52 ppb w.wt	CB101 ppb w.wt	CB105 ppb w.wt	CB118 ppb w.wt	CB138 ppb w.wt	CB153 ppb w.wt	CB156 ppb w.wt	CB180 ppb w.wt	CB209 ppb w.wt	CB_Σ7 ppb w.wt	CB_ΣΣ ppb w.wt	DDEPP ppb w.wt	TDEPP ppb w.wt	DD_Σn ppb w.wt	HCHA ppb w.wt	HCHG ppb w.wt	HC_Σn ppb w.wt	HCB ppb w.wt
01/ 1	X	3.0	191.6	252.0	21.00	0.71	0.024	<0.03	0.07	0.12	0.07	0.20	0.34	0.47	0.04	0.12	0.03	<1.4	<1.5	0.36	0.05	0.41	0.05	0.26	0.31	0.10
02/ 1	X	4.0	237.1	272.0	21.50	0.41	0.025	<0.03	0.10	0.08	0.04	0.12	0.21	0.30	0.03	0.08	<0.03	<0.9	<1.0	0.22	0.04	0.26	0.04	0.34	0.38	0.05
03/ 1	X	4.0	315.7	294.0	20.60	0.51	0.034	<0.03	0.05	0.09	0.06	0.17	0.29	0.41	0.04	0.11	0.04	<1.2	<1.3	0.28	0.04	0.32	0.04	0.17	0.21	0.07
04/ 1	X	5.0	376.3	319.0	20.50	0.50	0.037	<0.03	0.08	0.10	0.06	0.15	0.26	0.35	0.03	0.10	0.04	<1.1	<1.2	0.30	0.04	0.34	0.04	0.30	0.34	0.07
05/ 1	F	5.0	483.9	352.0	19.80	0.61	0.086	0.03	0.13	0.17	0.13	0.40	0.60	0.88	0.07	0.20	0.04	2.4	2.7	0.75	0.07	0.82	0.03	0.17	0.20	0.08
Mean		4.2	320.9	297.8	20.68	0.55	0.041	<<0.03	0.09	0.11	0.07	0.21	0.34	0.48	0.04	0.12	<0.04	<<1.4	<<1.5	0.38	0.05	0.43	0.04	0.25	0.29	0.07
Minim.		3.0	191.6	252.0	19.80	0.41	0.024	<0.03	0.05	0.08	0.04	0.12	0.21	0.30	0.03	0.08	<0.03	<0.9	<1.0	0.22	0.04	0.26	0.03	0.17	0.20	0.05
Maxim.		5.0	483.9	352.0	21.50	0.71	0.086	0.03	0.13	0.17	0.13	0.40	0.60	0.88	0.07	0.20	0.04	2.4	2.7	0.75	0.07	0.82	0.05	0.34	0.38	0.10
St.dev		0.8	115.5	39.3	0.63	0.11	0.026	~0.00	0.03	0.04	0.03	0.11	0.15	0.23	0.02	0.05	~0.01	~0.6	~0.7	0.21	0.01	0.22	0.01	0.08	0.08	0.02
Count		5	5	5	5	5	5	5	5	5	5	5	5	5	5	5	5	5	5	5	5	5	5	5	5	5

Tab.width cont'd **LIMA LIM, MU, J99, 15F Ullerø area, 1995-1201.**

. Analytical Lab. =>				NIVA	NIVA
. Analysis Code. =>				341	341
Detection Limit =>				0.05	0.05
Samp/ Repl. no.	Sex F/M	Age year	Wght g	Lngt mm	QCB ppb w.wt	OCS ppb w.wt
01/ 1	X	3.0	191.6	252.0	<0.03	<0.03
02/ 1	X	4.0	237.1	272.0	<0.03	<0.03
03/ 1	X	4.0	315.7	294.0	<0.03	<0.03
04/ 1	X	5.0	376.3	319.0	<0.03	<0.03
05/ 1	F	5.0	483.9	352.0	<0.03	<0.03
Mean		4.2	320.9	297.8	<<0.03	<<0.03
Minim.		3.0	191.6	252.0	<0.03	<0.03
Maxim.		5.0	483.9	352.0	<0.03	<0.03
St.dev		0.8	115.5	39.3	~0.00	~0.00
Count		5	5	5	5	5

Sample.No 01 : Bulk of NIVA nos.:1,2,3,4,5
Sample.No 02 : Bulk of NIVA nos.: 6,7,8,9,10 Skin with metacercariae of cf. Cryptocotyle lingua on fish 1 Muscle with signs of inner bleeding on fish 7+ Liver and/or intestinal guts with larvae of Anisakis simplex Skin with metacercariae of cf. Cryptocotyle lingua on fish10
Sample.No 03 : Bulk of NIVA nos.: 11,12,13,14,15 Skin with metacercariae of cf. Cryptocotyle lingua on fish 14
Sample.No 04 : Bulk of NIVA nos.: 16,17,18,19,20 Skin with ulceration, lymphocytic areas and/or lesions on fish 17 Muscle with signs of inner bleeding on fish 19
Sample.No 05 : Bulk of NIVA nos.: 21,22,23,24,25 Muscle with signs of inner bleeding on fish 21,22,23 Skin with metacercariae of cf. Cryptocotyle lingua on fish 22 Skin with ulceration, lymphocytic areas and/or lesions on 25

319

Species : **LIMA LIM**, Limanda limanda, GB: Dab, N: Sandflyndre.
Sample.area: **J99 Undefined**, Tissue : **MUSCLE.**
Locality : **15F Ullerø area**, Latitude: 58°03.00N, Longitude: 06°43.00E.
Catch,date : **1996-1231**, Count: 25, Sample type: **Bulked.**

. Analytical Lab. =>						NIVA	NIVA	NIVA	NIVA	NIVA	NIVA	NIVA	NIVA	NIVA	NIVA	NIVA	NIVA	Σ(*)	Σ(*)	NIVA	NIVA	Σ(*)	NIVA	NIVA	Σ(*)
. Analysis Code. =>						310	341	341	341	341	341	341	341	341	341	341	341	!	!	341	341	!	341	341	!
Detection Limit =>						0.005	0.05	0.05	0.05	0.05	0.05	0.05	0.05	0.05	0.05	0.05	0.05	!	!	0.10	0.05	!	0.05	0.05	!
Samp/ Repl. no.	Sex F/M	Age year	Wght g	Lngt mm	Mean Weight g	Dry %	Fat %	Hg ppm w.wt	CB28 ppb w.wt	CB52 ppb w.wt	CB101 ppb w.wt	CB105 ppb w.wt	CB118 ppb w.wt	CB138 ppb w.wt	CB153 ppb w.wt	CB156 ppb w.wt	CB180 ppb w.wt	CB209 ppb w.wt	CB_Σ7 ppb w.wt	CB_ΣΣ ppb w.wt	DDEPP ppb w.wt	TDEPP ppb w.wt	DD_Σn ppb w.wt	HCHA ppb w.wt	HCHG ppb w.wt	HC_Σn ppb w.wt
01/ 1	X	4.0	228.4	278.0	20.0	19.60	0.78	0.025	0.03	0.06	0.12	0.10	0.27	0.50	0.69	0.04	0.14	0.04	1.8	2.0	0.55	0.05	0.60	0.04	0.17	0.21
02/ 1	X	4.0	283.6	298.0	20.0	19.90	0.55	0.056	<0.03	0.03	0.08	0.07	0.20	0.45	0.61	0.04	0.16	0.05	<1.6	<1.7	0.43	0.04	0.47	0.04	0.26	0.30
03/ 1	X	5.0	372.2	319.0	20.0	20.90	0.76	0.042	<0.03	0.03	0.08	0.05	0.13	0.25	0.35	0.03	0.07	<0.03	<0.9	<1.0	0.28	0.04	0.32	0.04	0.29	0.33
04/ 1	X	5.0	407.6	333.0	20.0	20.20	0.83	0.059	0.03	0.08	0.27	0.16	0.48	0.83	1.13	0.09	0.30	0.04	3.1	3.4	1.15	0.10	1.25	0.06	0.39	0.45
05/ 1	F	6.0	525.0	362.0	20.0	20.40	0.91	0.198	0.05	0.07	0.26	0.23	0.64	1.04	1.50	0.12	0.38	0.03	3.9	4.3	1.58	0.14	1.72	0.06	0.54	0.60
Mean		4.8	363.4	318.0	20.0	20.20	0.77	0.076	<<0.03	0.05	0.16	0.12	0.34	0.61	0.86	0.06	0.21	<0.04	<<2.3	<<2.5	0.80	0.07	0.87	0.05	0.33	0.38
Minim.		4.0	228.4	278.0	20.0	19.60	0.55	0.025	<0.03	0.03	0.08	0.05	0.13	0.25	0.35	0.03	0.07	<0.03	<0.9	<1.0	0.28	0.04	0.32	0.04	0.17	0.21
Maxim.		6.0	525.0	362.0	20.0	20.90	0.91	0.198	0.05	0.08	0.27	0.23	0.64	1.04	1.50	0.12	0.38	0.05	3.9	4.3	1.58	0.14	1.72	0.06	0.54	0.60
St.dev		0.8	114.8	32.3	0.0	0.49	0.13	0.070	~0.01	0.02	0.10	0.07	0.21	0.32	0.46	0.04	0.13	~0.01	~1.2	~1.3	0.55	0.04	0.59	0.01	0.14	0.15
Count		5	5	5	5	5	5	5	5	5	5	5	5	5	5	5	5	5	5	5	5	5	5	5	5	5

Tab.width cont'd **LIMA LIM, MU, J99, 15F Ullerø area, 1996-1231.**

. Analytical Lab. ⇒					NIVA	NIVA	NIVA
. Analysis Code. ⇒					341	341	341
____ Detection Limit ⇒					0.05	0.05	0.05
Samp/ Repl. no.	Sex F/M	Age year	Wght g	Lngt mm	HCB ppb w.wt	QCB ppb w.wt	OCS ppb w.wt
01/ 1	X	4.0	228.4	278.0	0.09	<0.03	<0.03
02/ 1	X	4.0	283.6	298.0	0.06	<0.03	<0.03
03/ 1	X	5.0	372.2	319.0	0.09	<0.03	<0.03
04/ 1	X	5.0	407.6	333.0	0.15	<0.03	<0.03
05/ 1	F	6.0	525.0	362.0	0.25	<0.03	<0.03
Mean		4.8	363.4	318.0	0.13	<<0.03	<<0.03
Minim.		4.0	228.4	278.0	0.06	<0.03	<0.03
Maxim.		6.0	525.0	362.0	0.25	<0.03	<0.03
St.dev		0.8	114.8	32.3	0.08	~0.00	~0.00
Count		5	5	5	5	5	5

Sample.No 01 : Bulk of NIVA nos.:1,2,3,4,5 Skin with metacercariae of cf. Cryptocotyle lingua (5)
Sample.No 02 : Bulk of NIVA nos.:6,7,8,9,10 Liver with necrotic cysts or tumors (6) Skin with metacercariae of cf. Cryptocotyle lingua (8) Skin with ulceration, lymphocytic areas and/or lesions (9)
Sample.No 03 : Bulk of NIVA nos.:11,12,13,14,15 Liver with necrotic areas and/or discolouration (11) Fish malodorous(11) Liver with necrotic areas and/or discolouration (14)
Sample.No 04 : Bulk of NIVA nos.:16,17,18,19,20
Sample.No 05 : Bulk of NIVA nos.:21,22,23,24,25 Liver and/or intestinal guts with larvae of Anisakis simplex (24, 25)

320

Species : **LIMA LIM**, Limanda limanda, GB: Dab, N: Sandflyndre.
Sample.area: **J99 Undefined**, Tissue : **MUSCLE.**
Locality : **15F Ullerø area**, Latitude: 58°03.00N, Longitude: 06°43.00E.
Catch,date : **1997-0924**, Count: 25, Sample type: **Bulked.**

. Analytical Lab. ⇒							NIVA	NIVA	NIVA	NIVA	NIVA	NIVA	NIVA	NIVA	NIVA	NIVA	NIVA	NIVA	Σ(*)	Σ(*)	NIVA	NIVA	Σ(*)	NIVA	NIVA	Σ(*)
. Analysis Code. ⇒							310	341	341	341	341	341	341	341	341	341	341	341	!	!	341	341	!	341	341	!
____ Detection Limit ⇒							0.005	0.05	0.05	0.05	0.05	0.05	0.05	0.05	0.05	0.05	0.05	0.05	!	!	0.10	0.05	!	0.05	0.05	!
Samp/ Repl. no.	Sex F/M	Age year	Wght g	Lngt mm	Mean Weight g	Dry %	Fat %	Hg ppm w.wt	CB28 ppb w.wt	CB52 ppb w.wt	CB101 ppb w.wt	CB105 ppb w.wt	CB118 ppb w.wt	CB138 ppb w.wt	CB153 ppb w.wt	CB156 ppb w.wt	CB180 ppb w.wt	CB209 ppb w.wt	CB_Σ7 ppb w.wt	CB_ΣΣ ppb w.wt	DDEPP ppb w.wt	TDEPP ppb w.wt	DD_Σn ppb w.wt	HCHA ppb w.wt	HCHG ppb w.wt	HC_Σn ppb w.wt
01/ 1	M	4.2	204.0	259.0	15.0	22.90	0.52	0.041	<0.02	0.08	0.05	0.30	0.10	0.25	0.29	<0.02	0.07	<0.02	<0.9	<1.2	0.20	0.03	0.23	0.06	0.14	0.20
02/ 1	M	5.0	259.0	288.0	15.0	23.00	0.35	0.055	<0.02	<0.02	0.09	0.18	0.18	0.45	0.50	0.03	0.12	<0.02	<1.4	<1.6	0.55	0.03	0.58	0.04	0.13	0.17
03/ 1	F	5.8	343.2	309.0	15.0	21.50	0.43	0.055	<0.02	<0.02	0.06	0.14	0.29	0.55	0.76	<0.02	0.16	<0.02	<1.8	<2.0	0.57	0.04	0.61	0.03	0.17	0.20
04/ 1	F	6.2	397.5	326.0	15.0	21.70	0.31	0.063	<0.02	<0.02	0.07	0.08	0.12	0.27	0.31	<0.02	0.07	<0.02	<0.9	<0.9	0.29	0.03	0.32	<0.02	0.13	<0.15
05/ 1	F	6.2	440.7	349.0	15.0	20.20	0.43	0.084	<0.02	<0.02	0.10	0.11	0.18	0.38	0.48	0.02	0.12	<0.02	<1.3	<1.4	0.42	0.04	0.46	0.02	0.15	0.17
Mean		5.5	328.9	306.2	15.0	21.86	0.41	0.060	<<0.02	<<0.03	0.07	0.16	0.17	0.38	0.47	<<0.02	0.11	<<0.02	<<1.2	<<1.4	0.41	0.03	0.44	<0.03	0.14	<0.18
Minim.		4.2	204.0	259.0	15.0	20.20	0.31	0.041	<0.02	<0.02	0.05	0.08	0.10	0.25	0.29	<0.02	0.07	<0.02	<0.9	<0.9	0.20	0.03	0.23	<0.02	0.13	<0.15
Maxim.		6.2	440.7	349.0	15.0	23.00	0.52	0.084	<0.02	0.08	0.10	0.30	0.29	0.55	0.76	0.03	0.16	<0.02	<1.8	<2.0	0.57	0.04	0.61	0.06	0.17	0.20
St.dev		0.9	97.3	34.6	0.0	1.15	0.08	0.016	~0.00	~0.03	0.02	0.09	0.07	0.13	0.19	~0.00	0.04	~0.00	~0.4	~0.4	0.16	0.01	0.16	~0.02	0.02	~0.02
Count		5	5	5	5	5	5	5	5	5	5	5	5	5	5	5	5	5	5	5	5	5	5	5	5	5

Tab.width cont'd **LIMA LIM, MU, J99, 15F Ullerø area, 1997-0924.**

. Analytical Lab. ⇒				NIVA	NIVA	NIVA
. Analysis Code. ⇒				341	341	341
Detection Limit ⇒				0.05	0.05	0.05
Samp/ Repl. no.	Sex F/M	Age year	Wght g	Lngt mm	HCB ppb w.wt	QCB ppb w.wt	OCS ppb w.wt
01/ 1	M	4.2	204.0	259.0	0.08	0.04	<0.02
02/ 1	M	5.0	259.0	288.0	0.07	<0.02	<0.02
03/ 1	F	5.8	343.2	309.0	0.09	<0.02	<0.02
04/ 1	F	6.2	397.5	326.0	0.06	<0.02	<0.02
05/ 1	F	6.2	440.7	349.0	0.07	<0.02	<0.02
Mean		5.5	328.9	306.2	0.07	<<0.02	<<0.02
Minim.		4.2	204.0	259.0	0.06	<0.02	<0.02
Maxim.		6.2	440.7	349.0	0.09	0.04	<0.02
St.dev		0.9	97.3	34.6	0.01	~0.01	~0.00
Count		5	5	5	5	5	5

Sample.No 01 : Bulk of NIVA nos.:1,2,3,4,5 Bacterial fin rot (3) Liver and/or intestinal guts with larvae of Anisakis simplex (2)
Sample.No 02 : Bulk of NIVA nos.:6,7,8,9,10 Muscle with signs of inner bleeding (6) Liver and/or intestinal guts with larvae of Anisakis simplex (6,9,10)
Sample.No 03 : Bulk of NIVA nos.: 11,12,13,14,15 Skin with metacercariae of cf. Cryptocotyle lingua (11) Muscle with signs of inner bleeding (11,12,14) Liver and/or intestinal guts with larvae of Anisakis simplex (11,13,15)
Sample.No 04 : Bulk of NIVA nos.:16,17,18,19,20 Skin with metacercariae of cf. Cryptocotyle lingua (17,19) Muscle with signs of inner bleeding (17,19)
Sample.No 05 : Bulk of NIVA nos.:21,22,23,24,25 Skin with metacercariae of cf. Cryptocotyle lingua (22-25) Skin with ulceration, lymphocytic areas and/or lesions (23) Muscle with signs of inner bleeding (24,25) Liver and/or intestinal guts with larvae of Anisakis simplex

321

Species : **LIMA LIM**, Limanda limanda, GB: Dab, N: Sandflyndre.
Sample.area: **J99 Undefined**, Tissue : **MUSCLE.**
Locality : **22F Borøyfjorden**, Latitude: 59°43.00N, Longitude: 05°21.00E.
Catch,date : **1994-1100**, Count: 25, Sample type: **Bulked.**

. Analytical Lab. ⇒						NIVA	NIVA	NIVA	NIVA	NIVA	NIVA	NIVA	NIVA	NIVA	NIVA	NIVA	Σ(*)	Σ(*)	NIVA	NIVA	Σ(*)	NIVA	NIVA	Σ(*)	NIVA
. Analysis Code. ⇒						310	341	341	341	341	341	341	341	341	341	341	!	!	341	341	!	341	341	!	341
Detection Limit ⇒						0.005	0.05	0.05	0.05	0.05	0.05	0.05	0.05	0.05	0.05	0.05	!	!	0.10	0.05	!	0.05	0.05	!	0.05
Samp/ Repl. no.	Sex F/M	Age year	Wght g	Lngt mm	Dry %	Fat %	Hg ppm w.wt	CB28 ppb w.wt	CB52 ppb w.wt	CB101 ppb w.wt	CB105 ppb w.wt	CB118 ppb w.wt	CB138 ppb w.wt	CB153 ppb w.wt	CB156 ppb w.wt	CB180 ppb w.wt	CB209 ppb w.wt	CB_Σ7 ppb w.wt	CB_ΣΣ ppb w.wt	DDEPP ppb w.wt	TDEPP ppb w.wt	DD_Σn ppb w.wt	HCHA ppb w.wt	HCHG ppb w.wt	HC_Σn ppb w.wt	HCB ppb w.wt
01/ 1	X	4.0	225.8	267.0	20.00	0.11	0.046	0.05	0.03	0.04	<0.03	0.05	0.08	0.11	<0.03	0.03	<0.03	0.4	<0.4	0.16	<0.03	<0.19	<0.03	0.07	<0.10	0.04
02/ 1	X	4.0	273.3	285.0	19.30	0.17	0.044	0.11	0.06	0.06	0.03	0.08	0.12	0.17	<0.03	0.05	<0.03	0.7	<0.7	0.27	0.04	0.31	<0.03	0.09	<0.12	0.05
03/ 1	X	5.0	327.5	303.0	19.50	0.11	0.082	<0.03	<0.03	0.05	0.06	0.18	0.32	0.50	0.03	0.16	<0.03	<1.2	<1.3	0.56	0.03	0.59	<0.03	0.06	<0.09	0.04
04/ 1	X	5.0	366.6	322.0	17.30	0.16	0.285	0.03	0.06	0.14	0.09	0.26	0.46	0.68	0.05	0.23	<0.03	1.9	<2.0	0.87	0.09	0.96	<0.03	0.08	<0.11	0.07
05/ 1	F	6.0	520.7	351.0	17.50	0.28	0.174	0.04	0.09	0.29	0.16	0.53	0.92	1.38	0.11	0.40	<0.03	3.7	<3.9	1.90	0.30	2.20	0.05	0.12	0.17	0.11
Mean		4.8	342.8	305.6	18.72	0.17	0.126	<0.05	<0.05	0.12	<0.07	0.22	0.38	0.57	<<0.05	0.17	<<0.03	<1.6	<<1.7	0.75	<0.10	<0.85	<<0.03	0.08	<<0.12	0.06
Minim.		4.0	225.8	267.0	17.30	0.11	0.044	<0.03	<0.03	0.04	<0.03	0.05	0.08	0.11	<0.03	0.03	<0.03	0.4	<0.4	0.16	<0.03	<0.19	<0.03	0.06	<0.09	0.04
Maxim.		6.0	520.7	351.0	20.00	0.28	0.285	0.11	0.09	0.29	0.16	0.53	0.92	1.38	0.11	0.40	<0.03	3.7	<3.9	1.90	0.30	2.20	0.05	0.12	0.17	0.11
St.dev		0.8	112.9	32.6	1.23	0.07	0.103	~0.03	~0.03	0.11	~0.05	0.19	0.34	0.51	~0.03	0.15	~0.00	~1.3	~1.4	0.70	~0.12	~0.81	~0.01	0.02	~0.03	0.03
Count		5	5	5	5	5	5	5	5	5	5	5	5	5	5	5	5	5	5	5	5	5	5	5	5	5

Tab.width cont'd **LIMA LIM, MU, J99, 22F Borøyfjorden, 1994-1100.**

. Analytical Lab. =>				NIVA	NIVA
. Analysis Code. =>				341	341
____ Detection Limit =>				0.05	0.05
Samp/ Repl. no.	Sex F/M	Age year	Wght g	Lngt mm	QCB ppb w.wt	OCS ppb w.wt
01/ 1	X	4.0	225.8	267.0	<0.03	<0.03
02/ 1	X	4.0	273.3	285.0	<0.03	<0.03
03/ 1	X	5.0	327.5	303.0	<0.03	<0.03
04/ 1	X	5.0	366.6	322.0	<0.03	<0.03
05/ 1	F	6.0	520.7	351.0	<0.03	<0.03
Mean		4.8	342.8	305.6	<<0.03	<<0.03
Minim.		4.0	225.8	267.0	<0.03	<0.03
Maxim.		6.0	520.7	351.0	<0.03	<0.03
St.dev		0.8	112.9	32.6	~0.00	~0.00
Count		5	5	5	5	5

Sample.No 01 : Bulk of NIVA nos.:1,2,3,4,5 Skin with metacercariae of cf. Cryptocotyle lingua 1,4,5
Sample.No 02 : Bulk of NIVA nos.:6,7,8,9,10 Skin with metacercariae of cf. Cryptocotyle lingua on fish 6,7,8,9,10 Skin with ulceration, lymphocytic areas and/or lesions on fish 8
Sample.No 03 : Bulk of NIVA nos.:11,12,13,14,15 Skin with metacercariae of cf. Cryptocotyle lingua on fish 11,12,13,14. Muscle with signs of inner bleeding 12,13 Liver and/or intestinal guts with larvae of Anisakis simp. 8
Sample.No 04 : Bulk of NIVA nos.:16,17,18,19,20 Skin with metacercariae of cf. Cryptocotyle lingua on fish 16,17,19,20 Liver and/or intestinal guts with larvae of Anisakis simplex on fish 16,17
Sample.No 05 : Bulk of NIVA nos.:21,22,23,24,25 Liver and/or intestinal guts with larvae of Anisakis simplex on fish 24 Skin with metacercariae of cf. Cryptocotyle lingua on fish 25

322

Species : **LIMA LIM**, Limanda limanda, GB: Dab, N: Sandflyndre.
Sample.area: **J99 Undefined**, Tissue : **MUSCLE.**
Locality : **22F Borøyfjorden**, Latitude: 59°43.00N, Longitude: 05°21.00E.
Catch,date : **1995-1231**, Count: 10, Sample type: **Bulked.**

. Analytical Lab. =>						NIVA	NIVA	NIVA	NIVA	NIVA	NIVA	NIVA	NIVA	NIVA	NIVA	NIVA	Σ(*)	Σ(*)	NIVA	NIVA	Σ(*)	NIVA	NIVA	Σ(*)	NIVA
. Analysis Code. =>						310	341	341	341	341	341	341	341	341	341	341	!	!	341	341	!	341	341	!	341
____ Detection Limit =>						0.005	0.05	0.05	0.05	0.05	0.05	0.05	0.05	0.05	0.05	0.05	!	!	0.10	0.05	!	0.05	0.05	!	0.05
Samp/ Repl. no.	Sex F/M	Age year	Wght g	Lngt mm	Dry %	Fat %	Hg ppm w.wt	CB28 ppb w.wt	CB52 ppb w.wt	CB101 ppb w.wt	CB105 ppb w.wt	CB118 ppb w.wt	CB138 ppb w.wt	CB153 ppb w.wt	CB156 ppb w.wt	CB180 ppb w.wt	CB209 ppb w.wt	CB_Σ7 ppb w.wt	CB_ΣΣ ppb w.wt	DDEPP ppb w.wt	TDEPP ppb w.wt	DD_Σn ppb w.wt	HCHA ppb w.wt	HCHG ppb w.wt	HC_Σn ppb w.wt	HCB ppb w.wt
01/ 1	X	5.0	367.1	300.0	17.90	0.59	0.372	0.07	0.18	0.55	0.30	0.98	2.03	3.29	0.23	0.96	0.04	8.1	8.6	1.35	0.05	1.40	<0.03	0.07	<0.10	0.11
02/ 1	F	4.0	334.5	296.0	17.90	0.52	0.063	0.69	0.32	0.32	0.12	0.35	0.52	0.84	0.06	0.24	<0.03	3.3	<3.5	0.51	<0.03	<0.54	<0.03	<0.03	<0.03	0.05
Mean		4.5	350.8	298.0	17.90	0.55	0.218	0.38	0.25	0.44	0.21	0.67	1.28	2.07	0.15	0.60	<<0.04	5.7	<<6.1	0.93	<<0.04	<<0.97	<<0.03	<<0.05	<<0.07	0.08
Minim.		4.0	334.5	296.0	17.90	0.52	0.063	0.07	0.18	0.32	0.12	0.35	0.52	0.84	0.06	0.24	<0.03	3.3	<3.5	0.51	<0.03	<0.54	<0.03	<0.03	<0.03	0.05
Maxim.		5.0	367.1	300.0	17.90	0.59	0.372	0.69	0.32	0.55	0.30	0.98	2.03	3.29	0.23	0.96	0.04	8.1	8.6	1.35	0.05	1.40	<0.03	0.07	<0.10	0.11
St.dev		0.7	23.1	2.8	0.00	0.05	0.218	0.44	0.10	0.16	0.13	0.45	1.07	1.73	0.12	0.51	0.01	3.4	3.6	0.59	0.01	0.61	~0.00	0.03	~0.05	0.04
Count		2	2	2	2	2	2	2	2	2	2	2	2	2	2	2	2	2	2	2	2	2	2	2	2	2

Tab.width cont'd LIMA LIM, MU, J99, 22F Borøyfjorden, 1995-1231.

Samp/ Repl. no.	Sex F/M	Age year	Wght g	Lngt mm	QCB ppb w.wt	OCS ppb w.wt
. Analytical Lab. ⇒					NIVA	NIVA
. Analysis Code. ⇒					341	341
____ Detection Limit ⇒					0.05	0.05
01/ 1	X	5.0	367.1	300.0	<0.03	<0.03
02/ 1	F	4.0	334.5	296.0	<0.03	<0.03
Mean		4.5	350.8	298.0	<<0.03	<<0.03
Minim.		4.0	334.5	296.0	<0.03	<0.03
Maxim.		5.0	367.1	300.0	<0.03	<0.03
St.dev		0.7	23.1	2.8	~0.00	~0.00
Count		2	2	2	2	2

Sample.No 01 : Bulk of NIVA nos.: 1,2,3,4,5

Species : LIMA LIM, Limanda limanda, GB: Dab, N: Sandflyndre.
Sample.area: J99 Undefined, Tissue : MUSCLE.
Locality : 92B Stokken area, Latitude: 64°09.85N, Longitude: 09°53.00E.
Catch,date : 1995-0927, Count: 5, Sample type: Homogenate.

323

Samp/ Repl. no.	Sex F/M	Age year	Wght g	Lngt mm	Dry %	Fat %	Hg ppm w.wt	CB28 ppb w.wt	CB52 ppb w.wt	CB101 ppb w.wt	CB105 ppb w.wt	CB118 ppb w.wt	CB138 ppb w.wt	CB153 ppb w.wt	CB156 ppb w.wt	CB180 ppb w.wt	CB209 ppb w.wt	CB_Σ7 ppb w.wt	CB_ΣΣ ppb w.wt	DDEPP ppb w.wt	TDEPP ppb w.wt	DD_Σn ppb w.wt	HCHA ppb w.wt	HCHG ppb w.wt	HC_Σn ppb w.wt	HCB ppb w.wt
. Analytical Lab. ⇒							NIVA	NIVA	NIVA	NIVA	NIVA	NIVA	NIVA	NIVA	NIVA	NIVA	NIVA	Σ(*)	Σ(*)	NIVA	NIVA	Σ(*)	NIVA	NIVA	Σ(*)	NIVA
. Analysis Code. ⇒							310	341	341	341	341	341	341	341	341	341	341	!	!	341	341	!	341	341	!	341
____ Detection Limit ⇒							0.005	0.05	0.05	0.05	0.05	0.05	0.05	0.05	0.05	0.05	0.05	!	!	0.10	0.05	!	0.05	0.05	!	0.05
01/ 1	X	5.0	324.8	317.0	16.80	0.45	0.162	<0.03	0.06	0.20	0.06	0.20	0.51	0.76	0.04	0.16	<0.03	<1.9	<2.0	0.39	<0.03	<0.42	<0.03	0.05	<0.08	0.05

Tab.width cont'd LIMA LIM, MU, J99, 92B Stokken area, 1995-0927.

Samp/ Repl. no.	Sex F/M	Age year	Wght g	Lngt mm	QCB ppb w.wt	OCS ppb w.wt
. Analytical Lab. ⇒					NIVA	NIVA
. Analysis Code. ⇒					341	341
____ Detection Limit ⇒					0.05	0.05
01/ 1	X	5.0	324.8	317.0	<0.03	<0.03

Sample.No 01 : Bulk of NIVA nos.: 1,2,3,4,5

Species : LIMA LIM, Limanda limanda, GB: Dab, N: Sandflyndre.
Sample.area: J99 Undefined, Tissue : MUSCLE.
Locality : 98B Lille Molla, Latitude: 68°12.00N, Longitude: 14°48.00E.
Catch,date : 1993-1115, Count: 20, Sample type: Bulked.

Samp/ Repl. no.	Sex F/M	Age year	Wght g	Lngt mm	Dry %	Fat %	Hg ppm w.wt	CB28 ppb w.wt	CB52 ppb w.wt	CB101 ppb w.wt	CB105 ppb w.wt	CB118 ppb w.wt	CB138 ppb w.wt	CB153 ppb w.wt	CB156 ppb w.wt	CB180 ppb w.wt	CB209 ppb w.wt	CB Σ7 ppb w.wt	CB ΣΣ ppb w.wt	DDEPP ppb w.wt	TDEPP ppb w.wt	DD Σn ppb w.wt	HCHA ppb w.wt	HCHG ppb w.wt	HC Σn ppb w.wt	HCB ppb w.wt
. Analytical Lab. ⇒							NIVA	NIVA	NIVA	NIVA	NIVA	NIVA	NIVA	NIVA	NIVA	NIVA	NIVA	Σ(*)	Σ(*)	NIVA	NIVA	Σ(*)	NIVA	NIVA	Σ(*)	NIVA
. Analysis Code. ⇒							310	341	341	341	341	341	341	341	341	341	341	!	!	341	341	!	341	341	!	341
Detection Limit ⇒							0.005	0.10	0.10	0.10	0.10	0.10	0.10	0.10	0.10	0.10	0.10	!	!	0.10	0.10	!	0.10	0.10	!	0.10
01/ 1	X	4.0	316.8	299.0	21.10	0.29	0.052	<0.10	<0.10	0.10	<0.10	0.10	0.10	0.20	<0.10	<0.10	<0.10	<0.6	<0.6	0.30	<0.10	<0.40	<0.10	s0.10	s<0.20	0.10
02/ 1	X	4.0	367.1	321.0	18.30	0.13	0.060	<0.10	<0.10	0.10	<0.10	0.10	0.20	0.20	<0.10	0.10	<0.10	<0.8	<0.8	0.30	<0.10	<0.40	<0.10	s0.10	s<0.20	0.10
03/ 1	X	5.0	432.4	339.0	20.70	0.27	0.116	<0.10	<0.10	0.10	0.10	0.20	0.30	0.40	<0.10	0.10	<0.10	<1.2	<1.3	0.60	<0.10	<0.70	<0.10	s0.10	s<0.20	0.10
04/ 1	X	4.0	524.6	358.0	20.40	0.27	0.159	<0.10	<0.10	0.10	<0.10	0.10	0.20	0.30	<0.10	0.10	<0.10	<0.9	<0.9	0.50	<0.10	<0.60	<0.10	s0.10	s<0.20	0.10
Mean		4.3	410.2	329.3	20.13	0.24	0.097	<<0.10	<<0.10	0.10	<<0.10	0.13	0.20	0.28	<<0.10	<<0.10	<<0.10	<<0.9	<<0.9	0.43	<<0.10	<<0.53	<<0.10	s0.10	s<<.20	0.10
Minim.		4.0	316.8	299.0	18.30	0.13	0.052	<0.10	<0.10	0.10	<0.10	0.10	0.10	0.20	<0.10	<0.10	<0.10	<0.6	<0.6	0.30	<0.10	<0.40	<0.10	s0.10	s<0.20	0.10
Maxim.		5.0	524.6	358.0	21.10	0.29	0.159	<0.10	<0.10	0.10	<0.10	0.20	0.30	0.40	<0.10	0.10	<0.10	<1.2	<1.3	0.60	<0.10	<0.70	<0.10	s0.10	s<0.20	0.10
St.dev		0.5	89.7	25.2	1.25	0.07	0.050	~0.00	~0.00	0.00	~0.00	0.05	0.08	0.10	~0.00	~0.00	~0.00	~0.3	~0.3	0.15	~0.00	~0.15	~0.00	0.00	~0.00	0.00
Count		4	4	4	4	4	4	4	4	4	4	4	4	4	4	4	4	4	4	4	4	4	4	4	4	4

s/q(14) ! Suspect value(s)

Tab.width cont'd LIMA LIM, MU, J99, 98B Lille Molla, 1993-1115.

Samp/ Repl. no.	Sex F/M	Age year	Wght g	Lngt mm	QCB ppb w.wt	OCS ppb w.wt
. Analytical Lab. ⇒					NIVA	NIVA
. Analysis Code. ⇒					341	341
Detection Limit ⇒					0.10	0.10
01/ 1	X	4.0	316.8	299.0	<0.10	<0.10
02/ 1	X	4.0	367.1	321.0	<0.10	<0.10
03/ 1	X	5.0	432.4	339.0	<0.10	<0.10
04/ 1	X	4.0	524.6	358.0	<0.10	<0.10
Mean		4.3	410.2	329.3	<<0.10	<<0.10
Minim.		4.0	316.8	299.0	<0.10	<0.10
Maxim.		5.0	524.6	358.0	<0.10	<0.10
St.dev		0.5	89.7	25.2	~0.00	~0.00
Count		4	4	4	4	4

Sample.No 01 : Bulk of NIVA nos.;1,2,3,4,5
Sample.No 02 : Bulk of NIVA nos.;6,7,8,9,10 Skin with metacercariae of cf. Cryptocotyle lingua Skin with ulceration, lymphocytic areas and/or lesions
Sample.No 03 : Bulk of NIVA nos.;11,12,13,14,15
Sample.No 04 : Bulk of NIVA nos.;16,17,18,19,20 Skin with metacercariae of cf. Cryptocotyle lingua Skin with ulceration, lymphocytic areas and/or lesions

Species : LIMA LIM, Limanda limanda, GB: Dab, N: Sandflyndre.
Sample.area: J99 Undefined, Tissue : MUSCLE.
Locality : 98F Lille Molla, Latitude: 68°12.00N, Longitude: 14°48.00E.
Catch,date : 1994-1001, Count: 5, Sample type: Homogenate.

Samp/ Repl. no.	Sex F/M	Age year	Wght g	Lngt mm	Dry %	Fat %	CB28 ppb w.wt	CB52 ppb w.wt	CB101 ppb w.wt	CB105 ppb w.wt	CB118 ppb w.wt	CB138 ppb w.wt	CB153 ppb w.wt	CB156 ppb w.wt	CB180 ppb w.wt	CB209 ppb w.wt	CB Σ7 ppb w.wt	CB ΣΣ ppb w.wt	DDEPP ppb w.wt	TDEPP ppb w.wt	DD Σn ppb w.wt	HCHA ppb w.wt	HCHG ppb w.wt	HC Σn ppb w.wt	HCB ppb w.wt	QCB ppb w.wt
. Analytical Lab. ⇒							NIVA	NIVA	NIVA	NIVA	NIVA	NIVA	NIVA	NIVA	NIVA	NIVA	Σ(*)	Σ(*)	NIVA	NIVA	Σ(*)	NIVA	NIVA	Σ(*)	NIVA	NIVA
. Analysis Code. ⇒							341	341	341	341	341	341	341	341	341	341	!	!	341	341	!	341	341	!	341	341
Detection Limit ⇒							0.05	0.05	0.05	0.05	0.05	0.05	0.05	0.05	0.05	0.05	!	!	0.10	0.05	!	0.05	0.05	!	0.05	0.05
01/ 1	M	4.0	491.0	356.0	20.00	0.30	<0.03	0.05	0.10	0.05	0.13	0.20	0.27	<0.03	0.08	<0.03	<0.9	<0.9	0.57	0.04	0.61	<0.03	0.04	<0.07	0.07	<0.03

324

Tab.width cont'd LIMA LIM, MU, J99, 98F Lille Molla, 1994-1001.

. Analytical Lab. =>				NIVA
. Analysis Code. =>				341
Detection Limit =>				0.05
Samp/ Repl. no.	Sex F/M	Age year	Wght g	Lngt mm	OCS ppb w.wt
01/ 1	M	4.0	491.0	356.0	<0.03

Sample.No 01 : Bulk of NIVA nos.: 1,2,3,4,5 Liver and/or intestinal guts with larvae of Anisakis simplex Skin with metacercariae of cf. Cryptocotyle lingua

Species : LIMA LIM, Limanda limanda, GB: Dab, N: Sandflyndre.
Sample.area: J99 Undefined, Tissue : MUSCLE.
Locality : 98F Lille Molla, Latitude: 68°12.00N, Longitude: 14°48.00E.
Catch,date : 1995-1101, Count: 2, Sample type: Homogenate.

. Analytical Lab. =>					NIVA	NIVA	NIVA	NIVA	NIVA	NIVA	NIVA	NIVA	NIVA	NIVA	NIVA	Σ(*)	Σ(*)	NIVA	NIVA	Σ(*)	NIVA	NIVA	Σ(*)	NIVA
. Analysis Code. =>					310	341	341	341	341	341	341	341	341	341	341	!	!	341	341	!	341	341	!	341
Detection Limit =>					0.005	0.05	0.05	0.05	0.05	0.05	0.05	0.05	0.05	0.05	0.05	!	!	0.10	0.05	!	0.05	0.05	!	0.05
Samp/ Repl. no.	Sex F/M	Age year	Wght g	Lngt mm	Dry %	Fat %	Hg ppm w.wt	CB28 ppb w.wt	CB52 ppb w.wt	CB101 ppb w.wt	CB105 ppb w.wt	CB118 ppb w.wt	CB138 ppb w.wt	CB153 ppb w.wt	CB156 ppb w.wt	CB180 ppb w.wt	CB209 ppb w.wt	CB_Σ7 ppb w.wt	CB_ΣΣ ppb w.wt	DDEPP ppb w.wt	TDEPP ppb w.wt	DD_Σn ppb w.wt	HCHA ppb w.wt	HCHG ppb w.wt	HC_Σn ppb w.wt	HCB ppb w.wt
01/ 1	X	5.0	315.9	300.0	21.10	1.01	0.065	<0.03	0.05	0.14	0.07	0.23	0.37	0.44	0.03	0.09	<0.03	<1.4	<1.5	0.31	<0.03	<0.34	0.03	0.43	0.46	0.13

Tab.width cont'd LIMA LIM, MU, J99, 98F Lille Molla, 1995-1101.

. Analytical Lab. =>				NIVA	NIVA
. Analysis Code. =>				341	341
Detection Limit =>				0.05	0.05
Samp/ Repl. no.	Sex F/M	Age year	Wght g	Lngt mm	QCB ppb w.wt	OCS ppb w.wt
01/ 1	X	5.0	315.9	300.0	<0.03	<0.03

Species : LIMA LIM, Limanda limanda, GB: Dab, N: Sandflyndre.
Sample.area: J99 Undefined, Tissue : MUSCLE.
Locality : 98F Lille Molla, Latitude: 68°12.00N, Longitude: 14°48.00E.
Catch,date : 1996-1215, Count: 25, Sample type: Bulked.

. Analytical Lab. =>					NIVA	NIVA	NIVA	NIVA	NIVA	NIVA	NIVA	NIVA	NIVA	NIVA	NIVA	NIVA	Σ(*)	Σ(*)	NIVA	NIVA	Σ(*)	NIVA	NIVA	Σ(*)
. Analysis Code. =>					310	341	341	341	341	341	341	341	341	341	341	341	!	!	341	341	!	341	341	!
Detection Limit =>					0.005	0.05	0.05	0.05	0.05	0.05	0.05	0.05	0.05	0.05	0.05	0.05	!	!	0.10	0.05	!	0.05	0.05	!
Samp/ Repl. no.	Sex F/M	Age year	Wght g	Lngt mm	Mean Weight g	Dry %	Fat %	Hg ppm w.wt	CB28 ppb w.wt	CB52 ppb w.wt	CB101 ppb w.wt	CB105 ppb w.wt	CB118 ppb w.wt	CB138 ppb w.wt	CB153 ppb w.wt	CB156 ppb w.wt	CB180 ppb w.wt	CB209 ppb w.wt	CB_Σ7 ppb w.wt	CB_ΣΣ ppb w.wt	DDEPP ppb w.wt	TDEPP ppb w.wt	DD_Σn ppb w.wt	HCHA ppb w.wt	HCHG ppb w.wt	HC_Σn ppb w.wt
01/ 1	X	4.0	321.2	309.0	23.9	21.50	0.52	0.081	<0.03	0.07	0.12	0.07	0.18	0.28	0.36	0.03	0.09	<0.03	<1.1	<1.2	0.52	0.05	0.57	0.04	0.09	0.13
02/ 1	X	5.0	395.6	327.0	20.0	20.50	0.80	0.117	0.03	0.13	0.30	0.21	0.55	0.83	1.16	0.09	0.30	<0.03	3.3	<3.6	1.63	0.17	1.80	0.07	0.17	0.24
03/ 1	X	5.0	410.8	339.0	20.1	19.50	0.47	0.174	0.03	0.14	0.33	0.20	0.49	0.70	0.89	0.07	0.21	<0.03	2.8	<3.1	1.53	0.20	1.73	0.04	0.14	0.18
04/ 1	X	6.0	499.2	356.0	20.0	20.10	0.84	0.193	0.04	0.19	0.50	0.26	0.64	0.86	1.21	0.10	0.27	<0.03	3.7	<4.1	1.84	0.49	2.33	0.08	0.18	0.26
05/ 1	X	6.0	750.8	406.0	20.0	18.40	0.87	0.300	0.05	0.24	0.59	0.34	0.89	1.22	1.79	0.15	0.43	<0.03	5.2	<5.7	2.83	0.36	3.19	0.07	0.19	0.26
Mean		5.2	475.5	347.4	20.8	20.00	0.70	0.173	<0.04	0.15	0.37	0.22	0.55	0.78	1.08	0.09	0.26	<<0.03	<3.2	<<3.6	1.67	0.25	1.92	0.06	0.15	0.21
Minim.		4.0	321.2	309.0	20.0	18.40	0.47	0.081	<0.03	0.07	0.12	0.07	0.18	0.28	0.36	0.03	0.09	<0.03	<1.1	<1.2	0.52	0.05	0.57	0.04	0.09	0.13
Maxim.		6.0	750.8	406.0	23.9	21.50	0.87	0.300	0.05	0.24	0.59	0.34	0.89	1.22	1.79	0.15	0.43	<0.03	5.2	<5.7	2.83	0.49	3.19	0.08	0.19	0.26
St.dev		0.8	166.4	37.0	1.7	1.15	0.19	0.084	~0.01	0.06	0.18	0.10	0.26	0.34	0.52	0.04	0.12	~0.00	~1.5	~1.6	0.82	0.17	0.96	0.02	0.04	0.06
Count		5	5	5	5	5	5	5	5	5	5	5	5	5	5	5	5	5	5	5	5	5	5	5	5	5

325

Tab.width cont'd **LIMA LIM, MU, J99, 98F Lille Molla, 1996-1215.**

. Analytical Lab. =>				NIVA	NIVA	NIVA
. Analysis Code. =>				341	341	341
Detection Limit =>				0.05	0.05	0.05
Samp/ Repl. no.	Sex F/M	Age year	Wght g	Lngt mm	HCB ppb w.wt	QCB ppb w.wt	OCS ppb w.wt
01/ 1	X	4.0	321.2	309.0	0.09	<0.03	<0.03
02/ 1	X	5.0	395.6	327.0	0.16	<0.03	<0.03
03/ 1	X	5.0	410.8	339.0	0.13	<0.03	<0.03
04/ 1	X	6.0	499.2	356.0	0.26	<0.03	<0.03
05/ 1	X	6.0	750.8	406.0	0.28	<0.03	<0.03
Mean		5.2	475.5	347.4	0.18	<<0.03	<<0.03
Minim.		4.0	321.2	309.0	0.09	<0.03	<0.03
Maxim.		6.0	750.8	406.0	0.28	<0.03	<0.03
St.dev		0.8	166.4	37.0	0.08	~0.00	~0.00
Count		5	5	5	5	5	5

Sample.No 01 : Bulk of NIVA nos.:1,2,3,4,5 Liver and/or intestinal guts with larvae of Anisakis simplex (4) Muscle with signs of inner bleeding (5)
Sample.No 02 : Bulk of NIVA nos.:6,7,8,9,10 Skin with metacercariae of cf. Cryptocotyle lingua (6)(10) Muscle with signs of inner bleeding (7) (8) Liver and/or intestinal guts with larvae of Anisakis simplex (8)
Sample.No 03 : Bulk of NIVA nos.:11,12,13,14,15 Muscle with signs of inner bleeding (11,14) Skin with ulceration, lymphocytic areas and/or lesions (13) Skin with metacercariae of cf. Cryptocotyle lingua (14) Liver and/or intestinal guts with larvae of Anisakis simplex
Sample.No 04 : Bulk of NIVA nos.:16,17,18,19,20 Liver and/or intestinal guts with larvae of Anisakis simplex (16,17,18,19,20) Muscle with signs of inner bleeding (19,20) Skin with metacercariae of cf. Cryptocotyle lingua (19)
Sample.No 05 : Bulk of NIVA nos.:21,22,23,24,25 Muscle with signs of inner bleeding (21,22,23,24,25) Liver and/or intestinal guts with larvae of Anisakis simplex (21,22,23,24,25) Skin with metacercariae of cf. Cryptocotyle lingua (22)

326

Species : **LIMA LIM**, Limanda limanda, GB: Dab, N: Sandflyndre.
Sample.area: **J99 Undefined**, Tissue : **MUSCLE.**
Locality : **43F Kvænangen,Olderfjord**, Latitude: 70°09.00N, Longitude: 21°22.00E.
Catch,date : **1996-1031**, Count: 15, Sample type: **Bulked.**

. Analytical Lab. =>						NIVA	NIVA	NIVA	NIVA	NIVA	NIVA	NIVA	NIVA	NIVA	NIVA	NIVA	NIVA	Σ(*)	Σ(*)	NIVA	NIVA	Σ(*)	NIVA	NIVA	Σ(*)
. Analysis Code. =>						310	341	341	341	341	341	341	341	341	341	341	341	!	!	341	341	!	341	341	!
Detection Limit =>						0.005	0.05	0.05	0.05	0.05	0.05	0.05	0.05	0.05	0.05	0.05	0.05	!	!	0.10	0.05	!	0.05	0.05	!
Samp/ Repl. no.	Sex F/M	Age year	Wght g	Lngt mm	Mean Weight g	Dry %	Fat %	Hg ppm w.wt	CB28 ppb w.wt	CB52 ppb w.wt	CB101 ppb w.wt	CB105 ppb w.wt	CB118 ppb w.wt	CB138 ppb w.wt	CB153 ppb w.wt	CB156 ppb w.wt	CB180 ppb w.wt	CB209 ppb w.wt	CB_Σ7 ppb w.wt	CB_ΣΣ ppb w.wt	DDEPP ppb w.wt	TDEPP ppb w.wt	DD_Σn ppb w.wt	HCHA ppb w.wt	HCHG ppb w.wt	HC_Σn ppb w.wt
01/ 1	X	4.0	402.6	320.0	20.0	19.30	0.52	0.045	<0.03	0.04	0.05	0.06	0.18	0.28	0.37	<0.03	0.08	<0.03	<1.0	<1.1	0.69	0.03	0.72	0.04	0.05	0.09
02/ 1	X	4.0	457.2	343.0	20.1	19.60	0.25	0.055	<0.03	0.07	0.10	0.08	0.19	0.29	0.37	0.03	0.08	<0.03	<1.1	<1.2	0.59	0.06	0.65	0.03	miss	0.03
03/ 1	X	5.0	698.4	385.0	20.1	19.10	0.30	0.073	<0.03	0.04	0.06	0.04	0.10	0.16	0.24	<0.03	0.05	<0.03	<0.7	<0.7	0.36	<0.03	<0.39	0.03	0.06	0.09
Mean		4.3	519.4	349.3	20.1	19.33	0.36	0.058	<<0.03	0.05	0.07	0.06	0.16	0.24	0.33	<<0.03	0.07	<<0.03	<<0.9	<<1.0	0.55	<<0.04	<<0.59	0.03	0.06	0.07
Minim.		4.0	402.6	320.0	20.0	19.10	0.25	0.045	<0.03	0.04	0.05	0.04	0.10	0.16	0.24	<0.03	0.05	<0.03	<0.7	<0.7	0.36	<0.03	<0.39	0.03	0.05	0.03
Maxim.		5.0	698.4	385.0	20.1	19.60	0.52	0.073	<0.03	0.07	0.10	0.08	0.19	0.29	0.37	<0.03	0.08	<0.03	<1.1	<1.2	0.69	0.06	0.72	0.04	0.06	0.09
St.dev		0.6	157.4	33.0	0.0	0.25	0.14	0.014	~0.00	0.02	0.03	0.02	0.05	0.07	0.08	~0.00	0.02	~0.00	~0.2	~0.3	0.17	0.02	0.17	0.01	0.01	0.03
Count		3	3	3	3	3	3	3	3	3	3	3	3	3	3	3	3	3	3	3	3	3	3	3	2	3

miss(1) ! Missing value.

Tab.width cont'd **LIMA LIM, MU, J99, 43F Kvænangen,Olderfjord, 1996-1031.**

Samp/ Repl. no.	Sex F/M	Age year	Wght g	Lngt mm	HCB ppb w.wt	QCB ppb w.wt	OCS ppb w.wt
. Analytical Lab. =>					NIVA	NIVA	NIVA
. Analysis Code. =>					341	341	341
Detection Limit =>					0.05	0.05	0.05
01/ 1	X	4.0	402.6	320.0	0.08	<0.03	<0.03
02/ 1	X	4.0	457.2	343.0	0.06	<0.03	<0.03
03/ 1	X	5.0	698.4	385.0	0.05	<0.03	<0.03
Mean		4.3	519.4	349.3	0.06	<<0.03	<<0.03
Minim.		4.0	402.6	320.0	0.05	<0.03	<0.03
Maxim.		5.0	698.4	385.0	0.08	<0.03	<0.03
St.dev		0.6	157.4	33.0	0.02	~0.00	~0.00
Count		3	3	3	3	3	3

Sample.No 01 : Bulk of NIVA nos.:1,2,3,4,5 Skin with ulceration, lymphocytic areas and/or lesions (2) Muscle with signs of inner bleeding (5)
Sample.No 02 : Bulk of NIVA no.:6,7,8,9,10 Liver and/or intestinal guts with larvae of Anisakis simplex (6,7,8,10)
Sample.No 03 : Bulk of NIVA nos.:11,12,13,14,15 Liver and/or intestinal guts with larvae of Anisakis simplex (11,15)

327

Species : **MICR KIT**, Microstomus kitt, GB: Lemon sole, N: Lomre.
Sample.area: **J99 Undefined**, Tissue : **LIVER.**
Locality : **15F Ullerø area**, Latitude: 58°03.00N, Longitude: 06°43.00E.
Catch,date : **1994-1001**, Count: 5, Sample type: **Homogenate.**

Samp/ Repl. no.	Sex F/M	Age year	Wght g	Lngt mm	Mean Weight g	Dry %	Fat %	Cd ppm w.wt	Cu ppm w.wt	Pb ppm w.wt	Zn ppm w.wt	CB28 ppb w.wt	CB52 ppb w.wt	CB101 ppb w.wt	CB105 ppb w.wt	CB118 ppb w.wt	CB138 ppb w.wt	CB153 ppb w.wt	CB156 ppb w.wt	CB180 ppb w.wt	CB209 ppb w.wt	CB_Σ7 ppb w.wt	CB_ΣΣ ppb w.wt	DDEPP ppb w.wt	TDEPP ppb w.wt	DD_Σn ppb w.wt
. Analytical Lab. =>								NIVA	NIVA	NIVA	NIVA	NIVA	NIVA	NIVA	NIVA	NIVA	NIVA	NIVA	NIVA	NIVA	NIVA	Σ(*)	Σ(*)	NIVA	NIVA	Σ(*)
. Analysis Code. =>								312	311	312	311	340	340	340	340	340	340	340	340	340	340	!	!	340	340	!
Detection Limit =>								0.050	0.010	0.030	1.00	3.00	3.00	3.00	3.00	3.00	3.00	3.00	3.00	3.00	3.00	!	!	4.00	3.00	!
01/ 1	X	6.0	248.3	287.0	1.2	19.80	5.10	0.435	2.800	<.030	27.80	<1.00	1.00	1.00	1.00	2.00	8.00	12.00	1.00	3.00	2.00	<28.0	<32.0	8.00	1.00	9.00

Tab.width cont'd **MICR KIT, LI, J99, 15F Ullerø area, 1994-1001.**

Samp/ Repl. no.	Sex F/M	Age year	Wght g	Lngt mm	HCHA ppb w.wt	HCHG ppb w.wt	HC_Σn ppb w.wt	HCB ppb w.wt	QCB ppb w.wt	OCS ppb w.wt
. Analytical Lab. =>					NIVA	NIVA	Σ(*)	NIVA	NIVA	NIVA
. Analysis Code. =>					340	340	!	340	340	340
Detection Limit =>					3.00	3.00	!	3.00	3.00	3.00
01/ 1	X	6.0	248.3	287.0	<1.00	1.00	<2.00	1.00	<1.00	<1.00

Species : MICR KIT, Microstomus kitt, GB: Lemon sole, N: Lomre.
Sample.area: J99 Undefined, Tissue : LIVER.
Locality : 22F Borøyfjorden, Latitude: 59°43.00N, Longitude: 05°21.00E.
Catch,date : 1994-0214, Count: 28, Sample type: Bulked.

. Analytical Lab. ⇒						NIVA 312	NIVA 311	NIVA 312	NIVA 311	NIVA 340	NIVA 340	NIVA 340	NIVA 340	NIVA 340	NIVA 340	NIVA 340	NIVA 340	NIVA 340	NIVA 340	Σ(*) !	Σ(*) !	NIVA 340	NIVA 340	Σ(*) !
. Analysis Code. ⇒						0.050	0.010	0.030	1.00	4.00	4.00	4.00	4.00	4.00	4.00	4.00	4.00	4.00	4.00	!	!	4.00	4.00	!
Detection Limit ⇒																								
Samp/ Repl. no.	Sex F/M	Age year	Wght g	Lngt mm	Mean Weight g	Dry %	Fat %	Cd ppm w.wt	Cu ppm w.wt	Pb ppm w.wt	Zn ppm w.wt	CB28 ppb w.wt	CB52 ppb w.wt	CB101 ppb w.wt	CB105 ppb w.wt	CB118 ppb w.wt	CB138 ppb w.wt	CB153 ppb w.wt	CB156 ppb w.wt	CB180 ppb w.wt	CB209 ppb w.wt	CB Σ7 ppb w.wt	CB ΣΣ ppb w.wt	DDEPP ppb w.wt	TDEPP ppb w.wt	DD Σn ppb w.wt
01/ 1	X	8.0	358.6	311.0	4.5	30.10	13.40	0.190	9.800	0.070	50.00	1.00	2.00	6.00	4.00	10.00	20.00	32.00	2.00	8.00	1.00	79.0	86.0	24.00	1.00	25.00
02/ 1	X	6.0	439.9	320.0	5.8	35.30	19.00	0.170	18.300	0.050	67.60	<1.00	2.00	4.00	2.00	5.00	8.00	12.00	1.00	3.00	1.00	<35.0	<39.0	16.00	2.00	18.00
03/ 1	F	6.0	449.2	334.0	4.9	27.80	10.10	0.280	12.400	0.100	58.80	<1.00	<1.00	2.00	1.00	3.00	6.00	9.00	1.00	2.00	1.00	<23.0	<26.0	8.00	1.00	9.00
04/ 1	X	7.0	525.7	347.0	5.8	30.10	11.20	0.220	8.300	0.100	47.60	<1.00	1.00	2.00	1.00	3.00	6.00	10.00	1.00	3.00	<1.00	<26.0	<28.0	7.00	<1.00	<8.00
05/ 1	F	8.0	610.9	367.0	7.5	31.70	16.20	0.210	14.300	0.090	58.40	<1.00	1.00	2.00	2.00	5.00	14.00	24.00	1.00	5.00	1.00	<52.0	<56.0	26.00	<1.00	<27.00
Mean		7.0	476.9	335.8	5.7	31.00	13.98	0.214	12.620	0.082	56.48	<<1.00	<1.40	3.20	2.00	5.20	10.80	17.40	1.20	4.20	<1.00	<<43.0	<<47.0	16.20	<<1.20	<<17.40
Minim.		6.0	358.6	311.0	4.5	27.80	10.10	0.170	8.300	0.050	47.60	<1.00	<1.00	2.00	1.00	3.00	6.00	9.00	1.00	2.00	<1.00	<23.0	<26.0	7.00	<1.00	<8.00
Maxim.		8.0	610.9	367.0	7.5	35.30	19.00	0.280	18.300	0.100	67.60	1.00	2.00	6.00	4.00	10.00	20.00	32.00	2.00	8.00	1.00	79.0	86.0	26.00	2.00	<27.00
St.dev		1.0	95.5	22.2	1.2	2.78	3.65	0.042	3.929	0.022	7.96	~0.00	~0.55	1.79	1.22	2.86	6.10	10.14	0.45	2.39	~0.00	~23.1	~24.8	8.79	~0.45	~8.79
Count		5	5	5	5	5	5	5	5	5	5	5	5	5	5	5	5	5	5	5	5	5	5	5	5	5

Tab.width cont'd MICR KIT, LI, J99, 22F Borøyfjorden, 1994-0214.

. Analytical Lab. ⇒					NIVA 340	NIVA 340	Σ(*) !	NIVA 340	NIVA 340	NIVA 340
. Analysis Code. ⇒					4.00	4.00	!	4.00	4.00	4.00
Detection Limit ⇒										
Samp/ Repl. no.	Sex F/M	Age year	Wght g	Lngt mm	HCHA ppb w.wt	HCHG ppb w.wt	HC Σn ppb w.wt	HCB ppb w.wt	QCB ppb w.wt	OCS ppb w.wt
01/ 1	X	8.0	358.6	311.0	1.00	2.00	3.00	2.00	<1.00	<1.00
02/ 1	X	6.0	439.9	320.0	2.00	2.00	4.00	3.00	1.00	<1.00
03/ 1	F	6.0	449.2	334.0	1.00	2.00	3.00	1.00	<1.00	<1.00
04/ 1	X	7.0	525.7	347.0	1.00	2.00	3.00	1.00	<1.00	<1.00
05/ 1	F	8.0	610.9	367.0	2.00	2.00	4.00	2.00	<1.00	<1.00
Mean		7.0	476.9	335.8	1.40	2.00	3.40	1.80	<<1.00	<<1.00
Minim.		6.0	358.6	311.0	1.00	2.00	3.00	1.00	<1.00	<1.00
Maxim.		8.0	610.9	367.0	2.00	2.00	4.00	3.00	<1.00	<1.00
St.dev		1.0	95.5	22.2	0.55	0.00	0.55	0.84	~0.00	~0.00
Count		5	5	5	5	5	5	5	5	5

328

Sample.No 01 : Bulk of NIVA nos.:1,2,3,4,5
Sample.No 02 : Bulk of NIVA nos.:6,7,8,9,10
Sample.No 03 : Bulk of NIVA nos.:11,12,13,14,15 Skin with ulceration, lymphocytic areas and/or lesions Muscle with signs of inner bleeding Liver with necrotic areas and/or discolouration Liver with necrotic cysts or tumors
Sample.No 04 : Bulk of NIVA nos.:16,17,18,19,20 Muscle with signs of inner bleeding
Sample.No 05 : Bulk of NIVA nos.:21,22,23,24,25 Muscle with signs of inner bleeding Bacterial fin rot

Species : MICR KIT, Microstomus kitt, GB: Lemon sole, N: Lomre.
Sample.area: J99 Undefined, Tissue : LIVER.
Locality : 23B Karihavet area, Latitude: 59°55.00N, Longitude: 05°07.00E.
Catch,date : 1994-1000, Count: 3, Sample type: Homogenate.

. Analytical Lab. ⇒						NIVA 312	NIVA 311	NIVA 312	NIVA 311	NIVA 340	NIVA 340	NIVA 340	NIVA 340	NIVA 340	NIVA 340	NIVA 340	NIVA 340	NIVA 340	NIVA 340	Σ(*) !	Σ(*) !	NIVA 340	NIVA 340	Σ(*) !
. Analysis Code. ⇒						0.050	0.010	0.030	1.00	3.00	3.00	3.00	3.00	3.00	3.00	3.00	3.00	3.00	3.00	!	!	4.00	3.00	!
Detection Limit ⇒																								
Samp/ Repl. no.	Sex F/M	Age year	Wght g	Lngt mm	Mean Weight g	Dry %	Fat %	Cd ppm w.wt	Cu ppm w.wt	Pb ppm w.wt	Zn ppm w.wt	CB28 ppb w.wt	CB52 ppb w.wt	CB101 ppb w.wt	CB105 ppb w.wt	CB118 ppb w.wt	CB138 ppb w.wt	CB153 ppb w.wt	CB156 ppb w.wt	CB180 ppb w.wt	CB209 ppb w.wt	CB Σ7 ppb w.wt	CB ΣΣ ppb w.wt	DDEPP ppb w.wt	TDEPP ppb w.wt	DD Σn ppb w.wt
01/ 1	F	9.0	589.6	385.0	8.4	25.60	5.70	0.392	11.900	0.050	50.90	<1.00	<1.00	1.00	1.00	2.00	3.00	5.00	<1.00	2.00	<1.00	<14.0	<15.0	4.00	<1.00	<5.00

Tab.width cont'd MICR KIT, LI, J99, 23B Karihavet area, 1994-1000.

Samp/ Repl. no.	Sex F/M	Age year	Wght g	Lngt mm	HCHA ppb w.wt	HCHG ppb w.wt	HC Σn ppb w.wt	HCB ppb w.wt	QCB ppb w.wt	OCS ppb w.wt
. Analytical Lab. ⇒					NIVA	NIVA	Σ(*)	NIVA	NIVA	NIVA
. Analysis Code. ⇒					340	340	!	340	340	340
____ Detection Limit ⇒					3.00	3.00	!	3.00	3.00	3.00
01/ 1	F	9.0	589.6	385.0	<1.00	1.00	<2.00	1.00	<1.00	<1.00

Sample.No 01 : Bulk of NIVA nos.:16,17,18 Signs of mechanical damage (e.g., net wounds) on fish 17

Species : MICR KIT, Microstomus kitt, GB: Lemon sole, N: Lomre.
Sample.area: J99 Undefined, Tissue : LIVER.
Locality : 23B Karihavet area, Latitude: 59°55.00N, Longitude: 05°07.00E.
Catch,date : 1995-1101, Count: 20, Sample type: Bulked.

Samp/ Repl. no.	Sex F/M	Age year	Wght g	Lngt mm	Mean Weight g	Dry %	Fat %	Cd ppm w.wt	Cu ppm w.wt	Pb ppm w.wt	Zn ppm w.wt	CB28 ppb w.wt	CB52 ppb w.wt	CB101 ppb w.wt	CB105 ppb w.wt	CB118 ppb w.wt	CB138 ppb w.wt	CB153 ppb w.wt	CB156 ppb w.wt	CB180 ppb w.wt	CB209 ppb w.wt	CB Σ7 ppb w.wt	CB ΣΣ ppb w.wt	DDEPP ppb w.wt	TDEPP ppb w.wt	DD Σn ppb w.wt
. Analytical Lab. ⇒								NIVA	NIVA	NIVA	NIVA	NIVA	NIVA	NIVA	NIVA	NIVA	NIVA	NIVA	NIVA	NIVA	NIVA	Σ(*)	Σ(*)	NIVA	NIVA	Σ(*)
. Analysis Code. ⇒								312	311	312	311	340	340	340	340	340	340	340	340	340	340	!	!	340	340	!
____ Detection Limit ⇒								0.050	0.010	0.030	1.00	3.00	3.00	3.00	3.00	3.00	3.00	3.00	3.00	3.00	3.00	!	!	4.00	3.00	!
01/ 1	F	7.0	318.0	311.0	21.7	24.50	9.00	0.346	11.400	0.080	40.08	1.00	2.00	2.00	2.00	6.00	11.00	18.00	2.00	7.00	1.00	47.0	52.0	6.00	<1.00	<7.00
02/ 1	F	7.0	397.6	333.0	27.0	26.20	8.54	0.429	16.600	0.080	43.40	<1.00	1.00	1.00	1.00	3.00	7.00	12.00	1.00	4.00	1.00	<29.0	<32.0	6.00	<1.00	<7.00
03/ 1	F	7.0	473.0	348.0	37.9	28.60	13.10	0.417	9.400	0.090	35.80	1.00	2.00	2.00	3.00	6.00	14.00	24.00	2.00	10.00	2.00	59.0	66.0	10.00	1.00	11.00
04/ 1	F	8.0	600.0	377.0	45.3	28.90	9.88	0.374	15.400	0.080	48.50	<1.00	1.00	2.00	1.00	4.00	8.00	14.00	1.00	6.00	1.00	<36.0	<39.0	6.00	1.00	7.00
Mean		7.3	447.2	342.3	33.0	27.05	10.13	0.392	13.200	0.083	41.94	<<1.00	1.50	1.75	1.75	4.75	10.00	17.00	1.50	6.75	1.25	<<42.8	<<47.3	7.00	<<1.00	<<8.00
Minim.		7.0	318.0	311.0	21.7	24.50	8.54	0.346	9.400	0.080	35.80	<1.00	1.00	1.00	1.00	3.00	7.00	12.00	1.00	4.00	1.00	<29.0	<32.0	6.00	<1.00	<7.00
Maxim.		8.0	600.0	377.0	45.3	28.90	13.10	0.429	16.600	0.090	48.50	1.00	2.00	2.00	3.00	6.00	14.00	24.00	2.00	10.00	2.00	59.0	66.0	10.00	1.00	11.00
St.dev		0.5	120.0	27.7	10.6	2.09	2.06	0.038	3.370	0.005	5.36	~0.00	0.58	0.50	0.96	1.50	3.16	5.29	0.58	2.50	0.50	~13.1	~15.0	2.00	~0.00	~2.00
Count		4	4	4	4	4	4	4	4	4	4	4	4	4	4	4	4	4	4	4	4	4	4	4	4	4

329

Tab.width cont'd MICR KIT, LI, J99, 23B Karihavet area, 1995-1101.

Samp/ Repl. no.	Sex F/M	Age year	Wght g	Lngt mm	HCHA ppb w.wt	HCHG ppb w.wt	HC Σn ppb w.wt	HCB ppb w.wt	QCB ppb w.wt	OCS ppb w.wt
. Analytical Lab. ⇒					NIVA	NIVA	Σ(*)	NIVA	NIVA	NIVA
. Analysis Code. ⇒					340	340	!	340	340	340
____ Detection Limit ⇒					3.00	3.00	!	3.00	3.00	3.00
01/ 1	F	7.0	318.0	311.0	1.00	1.00	2.00	1.00	<1.00	<1.00
02/ 1	F	7.0	397.6	333.0	1.00	1.00	2.00	1.00	<1.00	<1.00
03/ 1	F	7.0	473.0	348.0	1.00	2.00	3.00	2.00	<1.00	<1.00
04/ 1	F	8.0	600.0	377.0	1.00	2.00	3.00	1.00	<1.00	<1.00
Mean		7.3	447.2	342.3	1.00	1.50	2.50	1.25	<<1.00	<<1.00
Minim.		7.0	318.0	311.0	1.00	1.00	2.00	1.00	<1.00	<1.00
Maxim.		8.0	600.0	377.0	1.00	2.00	3.00	2.00	<1.00	<1.00
St.dev		0.5	120.0	27.7	0.00	0.58	0.58	0.50	~0.00	~0.00
Count		4	4	4	4	4	4	4	4	4

Sample.No 01 : Bulk of NIVA nos.:1,2,3,4,5
Sample.No 02 : Bulk of NIVA nos.: 6,7,8,9,10
Sample.No 03 : Bulk of NIVA nos.:11,12,13,14,15
Sample.No 04 : Bulk of NIVA nos.:16,17,18,19,20 Muscle with signs of inner bleeding on fish 16 , 20

Species : MICR KIT, Microstomus kitt, GB: Lemon sole, N: Lomre.
Sample.area: J99 Undefined, Tissue : LIVER.
Locality : 98F Lille Molla, Latitude: 68°12.00N, Longitude: 14°48.00E.
Catch,date : 1994-1001, Count: 4, Sample type: Homogenate.

. Analytical Lab. =>				NIVA	NIVA	NIVA	NIVA
. Analysis Code. =>				312	311	312	311
Detection Limit =>				0.050	0.010	0.030	1.00
Samp/ Sex Age Wght Lngt Repl. F/M year g mm no.	Mean Weight g	Dry %	Fat %	Cd ppm w.wt	Cu ppm w.wt	Pb ppm w.wt	Zn ppm w.wt
01/ 1 F 7.0 728.1 404.0	6.1	23.50	6.20	0.780	6.260	0.070	44.10

Sample.No 01 : Bulk of NIVA nos.:1,2,3,4

Species : MICR KIT, Microstomus kitt, GB: Lemon sole, N: Lomre.
Sample.area: J99 Undefined, Tissue : LIVER.
Locality : 98F Lille Molla, Latitude: 68°12.00N, Longitude: 14°48.00E.
Catch,date : 1995-1101, Count: 5, Sample type: Homogenate.

. Analytical Lab. =>				NIVA	NIVA	NIVA	NIVA	NIVA	NIVA	NIVA	NIVA	NIVA	NIVA	NIVA	NIVA	NIVA	NIVA	NIVA	Σ(*)	Σ(*)	NIVA	NIVA	Σ(*)
. Analysis Code. =>				312	311	312	311	340	340	340	340	340	340	340	340	340	340	340	!	!	340	340	!
Detection Limit =>				0.050	0.010	0.030	1.00	3.00	3.00	3.00	3.00	3.00	3.00	3.00	3.00	3.00	3.00	3.00	!	!	4.00	3.00	!
Samp/ Sex Age Wght Lngt Repl. F/M year g mm no.	Mean Weight g	Dry %	Fat %	Cd ppm w.wt	Cu ppm w.wt	Pb ppm w.wt	Zn ppm w.wt	CB28 ppb w.wt	CB52 ppb w.wt	CB101 ppb w.wt	CB105 ppb w.wt	CB118 ppb w.wt	CB138 ppb w.wt	CB153 ppb w.wt	CB156 ppb w.wt	CB180 ppb w.wt	CB209 ppb w.wt	CB_Σ7 ppb w.wt	CB_ΣΣ ppb w.wt	DDEPP ppb w.wt	TDEPP ppb w.wt	DD_Σn ppb w.wt
01/ 1 F 8.0 845.2 402.0	8.4	35.10	20.60	1.232	11.400	0.060	54.60	1.00	2.00	2.00	2.00	4.00	6.00	9.00	1.00	3.00	1.00	27.0	31.0	5.00	<1.00	<6.00

330

Tab.width cont'd MICR KIT, LI, J99, 98F Lille Molla, 1995-1101.

. Analytical Lab. =>				NIVA	NIVA	NIVA
. Analysis Code. =>				340	340	340
Detection Limit =>				3.00	3.00	3.00
Samp/ Sex Age Wght Lngt Repl. F/M year g mm no.				HCHA ppb w.wt	HCHG ppb w.wt	HC_Σn ppb w.wt
01/ 1 F 8.0 845.2 402.0				1.00	1.00	2.00

Species : MICR KIT, Microstomus kitt, GB: Lemon sole, N: Lomre.
Sample.area: J99 Undefined, Tissue : LIVER.
Locality : 43F Kvænangen, Olderfjord, Latitude: 70°09.00N, Longitude: 21°22.00E.
Catch,date : 1996-1031, Count: 5, Sample type: Homogenate.

. Analytical Lab. =>				NIVA	NIVA	NIVA	NIVA	NIVA	NIVA	NIVA	NIVA	NIVA	NIVA	NIVA	NIVA	NIVA	NIVA	NIVA	Σ(*)	Σ(*)	NIVA	NIVA	Σ(*)
. Analysis Code. =>				312	311	312	311	340	340	340	340	340	340	340	340	340	340	340	!	!	340	340	!
Detection Limit =>				0.050	0.010	0.030	1.00	3.00	3.00	3.00	3.00	3.00	3.00	3.00	3.00	3.00	3.00	3.00	!	!	4.00	3.00	!
Samp/ Sex Age Wght Lngt Repl. F/M year g mm no.	Mean Weight g	Dry %	Fat %	Cd ppm w.wt	Cu ppm w.wt	Pb ppm w.wt	Zn ppm w.wt	CB28 ppb w.wt	CB52 ppb w.wt	CB101 ppb w.wt	CB105 ppb w.wt	CB118 ppb w.wt	CB138 ppb w.wt	CB153 ppb w.wt	CB156 ppb w.wt	CB180 ppb w.wt	CB209 ppb w.wt	CB_Σ7 ppb w.wt	CB_ΣΣ ppb w.wt	DDEPP ppb w.wt	TDEPP ppb w.wt	DD_Σn ppb w.wt
01/ 1 X 6.0 800.0 411.0	9.2	27.50	5.65	1.458	9.900	0.080	51.00	<0.50	<0.50	0.60	0.70	1.70	3.50	6.50	0.50	2.10	<0.50	<14.9	<16.1	6.10	0.60	6.70

Tab.width cont'd MICR KIT, LI, J99, 43F Kvænangen,Olderfjord, 1996-1031.

Samp/ Repl. no.	Sex F/M	Age year	Wght g	Lngt mm	HCHA ppb w.wt	HCHG ppb w.wt	HC_Σn ppb w.wt	HCB ppb w.wt	QCB ppb w.wt	OCS ppb w.wt
. Analytical Lab. ⇒					NIVA	NIVA	Σ(*)	NIVA	NIVA	NIVA
. Analysis Code. ⇒					340	340	!	340	340	340
____ Detection Limit ⇒					3.00	3.00	!	3.00	3.00	3.00
01/ 1	X	6.0	800.0	411.0	<0.50	<0.50	<0.50	0.80	<0.50	<0.50

Sample.No 01 : Bulk of NIVA nos.:1,2,3,4,5 Liver and/or intestinal guts with larvae of Anisakis simplex Muscle with signs of inner bleeding (1,2,3,4)

Species : MICR KIT, Microstomus kitt, GB: Lemon sole, N: Lomre.
Sample.area: J99 Undefined, Tissue : MUSCLE.
Locality : 15F Ullerø area, Latitude: 58°03.00N, Longitude: 06°43.00E.
Catch,date : 1994-1001, Count: 5, Sample type: Homogenate.

Samp/ Repl. no.	Sex F/M	Age year	Wght g	Lngt mm	Dry %	Fat %	Hg ppm w.wt	CB28 ppb w.wt	CB52 ppb w.wt	CB101 ppb w.wt	CB105 ppb w.wt	CB118 ppb w.wt	CB138 ppb w.wt	CB153 ppb w.wt	CB156 ppb w.wt	CB180 ppb w.wt	CB209 ppb w.wt	CB_Σ7 ppb w.wt	CB_ΣΣ ppb w.wt	DDEPP ppb w.wt	TDEPP ppb w.wt	DD_Σn ppb w.wt	HCHA ppb w.wt	HCHG ppb w.wt	HC_Σn ppb w.wt	HCB ppb w.wt
. Analytical Lab. ⇒							NIVA	NIVA	NIVA	NIVA	NIVA	NIVA	NIVA	NIVA	NIVA	NIVA	NIVA	Σ(*)	Σ(*)	NIVA	NIVA	Σ(*)	NIVA	NIVA	Σ(*)	NIVA
. Analysis Code. ⇒							310	341	341	341	341	341	341	341	341	341	341	!	!	341	341	!	341	341	!	341
____ Detection Limit ⇒							0.005	0.05	0.05	0.05	0.05	0.05	0.05	0.05	0.05	0.05	0.05	!	!	0.10	0.05	!	0.05	0.05	!	0.05
01/ 1	X	6.0	248.3	287.0	19.70	0.39	0.067	<0.03	0.03	<0.03	<0.03	0.06	0.18	0.26	<0.03	0.09	0.09	<0.7	<0.7	0.25	<0.03	<0.28	<0.03	0.04	<0.07	0.06

Tab.width cont'd MICR KIT, MU, J99, 15F Ullerø area, 1994-1001.

Samp/ Repl. no.	Sex F/M	Age year	Wght g	Lngt mm	QCB ppb w.wt	OCS ppb w.wt
. Analytical Lab. ⇒					NIVA	NIVA
. Analysis Code. ⇒					341	341
____ Detection Limit ⇒					0.05	0.05
01/ 1	X	6.0	248.3	287.0	<0.03	<0.03

Species : MICR KIT, Microstomus kitt, GB: Lemon sole, N: Lomre.
Sample.area: J99 Undefined, Tissue : MUSCLE.
Locality : 22F Borøyfjorden, Latitude: 59°43.00N, Longitude: 05°21.00E.
Catch,date : 1994-0214, Count: 28, Sample type: Bulked.

Samp/ Repl. no.	Sex F/M	Age year	Wght g	Lngt mm	Dry %	Fat %	Hg ppm w.wt	CB28 ppb w.wt	CB52 ppb w.wt	CB101 ppb w.wt	CB105 ppb w.wt	CB118 ppb w.wt	CB138 ppb w.wt	CB153 ppb w.wt	CB156 ppb w.wt	CB180 ppb w.wt	CB209 ppb w.wt	CB_Σ7 ppb w.wt	CB_ΣΣ ppb w.wt	DDEPP ppb w.wt	TDEPP ppb w.wt	DD_Σn ppb w.wt	HCHA ppb w.wt	HCHG ppb w.wt	HC_Σn ppb w.wt	HCB ppb w.wt
. Analytical Lab. ⇒							NIVA	NIVA	NIVA	NIVA	NIVA	NIVA	NIVA	NIVA	NIVA	NIVA	NIVA	Σ(*)	Σ(*)	NIVA	NIVA	Σ(*)	NIVA	NIVA	Σ(*)	NIVA
. Analysis Code. ⇒							310	341	341	341	341	341	341	341	341	341	341	!	!	341	341	!	341	341	!	341
____ Detection Limit ⇒							0.005	0.10	0.10	0.10	0.10	0.10	0.10	0.10	0.10	0.10	0.10	!	!	0.10	0.10	!	0.10	0.10	!	0.10
01/ 1	X	8.0	358.6	311.0	20.40	0.10	0.054	<0.10	<0.10	<0.10	<0.10	<0.10	0.10	0.10	<0.10	<0.10	<0.10	<0.3	<0.3	0.10	<0.10	<0.20	0.10	s0.10	s0.20	<0.10
02/ 1	X	6.0	439.9	320.0	23.00	0.20	0.037	<0.10	<0.10	<0.10	<0.10	<0.10	0.10	0.10	<0.10	<0.10	<0.10	<0.3	<0.3	0.10	<0.10	<0.20	<0.10	s0.20	s<0.30	<0.10
03/ 1	F	6.0	449.2	334.0	20.40	0.30	0.060	<0.10	<0.10	<0.10	<0.10	<0.10	0.10	0.20	<0.10	<0.10	<0.10	<0.4	<0.4	0.20	<0.10	<0.30	<0.10	s0.10	s<0.20	<0.10
04/ 1	X	7.0	525.7	347.0	20.60	0.10	0.067	<0.10	<0.10	<0.10	<0.10	<0.10	<0.10	<0.10	<0.10	<0.10	<0.10	<0.1	<0.1	<0.10	<0.10	<0.10	<0.10	s0.10	s<0.20	<0.10
05/ 1	F	8.0	610.9	367.0	20.50	0.20	0.076	<0.10	<0.10	<0.10	<0.10	<0.10	0.10	0.20	<0.10	<0.10	<0.10	<0.4	<0.4	0.20	<0.10	<0.30	<0.10	s0.10	s<0.20	<0.10
Mean		7.0	476.9	335.8	20.98	0.18	0.059	<<0.10	<<0.10	<<0.10	<<0.10	<<0.10	<0.10	<0.14	<<0.10	<<0.10	<<0.10	<<0.3	<<0.3	<0.14	<<0.10	<<0.22	<<0.10	s0.12	s<<.22	<<0.10
Minim.		6.0	358.6	311.0	20.40	0.10	0.037	<0.10	<0.10	<0.10	<0.10	<0.10	<0.10	<0.10	<0.10	<0.10	<0.10	<0.1	<0.1	<0.10	<0.10	<0.10	<0.10	s0.10	s<0.20	<0.10
Maxim.		8.0	610.9	367.0	23.00	0.30	0.076	<0.10	<0.10	<0.10	<0.10	<0.10	0.10	0.20	<0.10	<0.10	<0.10	<0.4	<0.4	0.20	<0.10	<0.30	0.10	s0.20	s<0.30	<0.10
St.dev		1.0	95.5	22.2	1.13	0.08	0.015	~0.00	~0.00	~0.00	~0.00	~0.00	~0.00	~0.05	~0.00	~0.00	~0.00	~0.1	~0.1	~0.05	~0.00	~0.08	~0.00	0.04	~0.04	~0.00
Count		5	5	5	5	5	5	5	5	5	5	5	5	5	5	5	5	5	5	5	5	5	5	5	5	5

s/q(16) ! Suspect value(s)

331

Tab.width cont'd **MICR KIT, MU, J99, 22F Borøyfjorden, 1994-0214.**

. Analytical Lab. ⇒					NIVA	NIVA
. Analysis Code. ⇒					341	341
____ Detection Limit ⇒					0.10	0.10
Samp/ Repl. no.	Sex F/M	Age year	Wght g	Lngt mm	QCB ppb w.wt	OCS ppb w.wt
01/ 1	X	8.0	358.6	311.0	<0.10	<0.10
02/ 1	X	6.0	439.9	320.0	<0.10	<0.10
03/ 1	F	6.0	449.2	334.0	<0.10	<0.10
04/ 1	X	7.0	525.7	347.0	<0.10	<0.10
05/ 1	F	8.0	610.9	367.0	<0.10	<0.10
Mean		7.0	476.9	335.8	<<0.10	<<0.10
Minim.		6.0	358.6	311.0	<0.10	<0.10
Maxim.		8.0	610.9	367.0	<0.10	<0.10
St.dev		1.0	95.5	22.2	~0.00	~0.00
Count		5	5	5	5	5

Sample.No 01 : Bulk of NIVA nos.:1,2,3,4,5
Sample.No 02 : Bulk of NIVA nos.:6,7,8,9,10
Sample.No 03 : Bulk of NIVA nos.:11,12,13,14,15 Skin with ulceration, lymphocytic areas and/or lesions Muscle with signs of inner bleeding Liver with necrotic areas and/or discolouration Liver with necrotic cysts or tumors
Sample.No 04 : Bulk of NIVA nos.:16,17,18,19,20 Muscle with signs of inner bleeding
Sample.No 05 : Bulk of NIVA nos.:21,22,23,24,25 Muscle with signs of inner bleeding Bacterial fin rot

332

Species : **MICR KIT**, Microstomus kitt, GB: Lemon sole, N: Lomre.
Sample.area: **J99 Undefined**, Tissue : **MUSCLE.**
Locality : **23B Karihavet area**, Latitude: 59°55.00N, Longitude: 05°07.00E.
Catch,date : **1994-1000**, Count: 3, Sample type: **Homogenate.**

. Analytical Lab. ⇒							NIVA	NIVA	NIVA	NIVA	NIVA	NIVA	NIVA	NIVA	NIVA	NIVA	NIVA	Σ(*)	Σ(*)	NIVA	NIVA	Σ(*)	NIVA	NIVA	Σ(*)	NIVA
. Analysis Code. ⇒							310	341	341	341	341	341	341	341	341	341	341	!	!	341	341	!	341	341	!	341
____ Detection Limit ⇒							0.005	0.05	0.05	0.05	0.05	0.05	0.05	0.05	0.05	0.05	0.05	!	!	0.10	0.05	!	0.05	0.05	!	0.05
Samp/ Repl. no.	Sex F/M	Age year	Wght g	Lngt mm	Dry %	Fat %	Hg ppm w.wt	CB28 ppb w.wt	CB52 ppb w.wt	CB101 ppb w.wt	CB105 ppb w.wt	CB118 ppb w.wt	CB138 ppb w.wt	CB153 ppb w.wt	CB156 ppb w.wt	CB180 ppb w.wt	CB209 ppb w.wt	CB_Σ7 ppb w.wt	CB_ΣΣ ppb w.wt	DDEPP ppb w.wt	TDEPP ppb w.wt	DD_Σn ppb w.wt	HCHA ppb w.wt	HCHG ppb w.wt	HC_Σn ppb w.wt	HCB ppb w.wt
01/ 1	F	9.0	589.6	385.0	20.70	0.04	0.119	<0.03	<0.03	<0.03	<0.03	<0.03	<0.03	0.03	<0.03	<0.03	<0.03	<0.1	<0.1	0.03	<0.03	<0.06	<0.03	0.03	<0.06	<0.03

Tab.width cont'd **MICR KIT, MU, J99, 23B Karihavet area, 1994-1000.**

. Analytical Lab. ⇒					NIVA	NIVA
. Analysis Code. ⇒					341	341
____ Detection Limit ⇒					0.05	0.05
Samp/ Repl. no.	Sex F/M	Age year	Wght g	Lngt mm	QCB ppb w.wt	OCS ppb w.wt
01/ 1	F	9.0	589.6	385.0	<0.03	<0.03

Sample.No 01 : Bulk of NIVA nos.:16,17,18 Signs of mechanical damage (e.g., net wounds) on fish 17

Species : MICR KIT, Microstomus kitt, GB: Lemon sole, N: Lomre.
Sample.area: J99 Undefined, Tissue : MUSCLE.
Locality : 23B Karihavet area, Latitude: 59°55.00N, Longitude: 05°07.00E.
Catch,date : 1995-1101, Count: 20, Sample type: Bulked.

. Analytical Lab. ⇒						NIVA	NIVA	NIVA	NIVA	NIVA	NIVA	NIVA	NIVA	NIVA	NIVA	NIVA	Σ(*)	Σ(*)	NIVA	NIVA	Σ(*)	NIVA	NIVA	Σ(*)	NIVA
. Analysis Code. ⇒						310	341	341	341	341	341	341	341	341	341	341	!	!	341	341	!	341	341	!	341
____ Detection Limit ⇒						0.005	0.05	0.05	0.05	0.05	0.05	0.05	0.05	0.05	0.05	0.05	!	!	0.10	0.05	!	0.05	0.05	!	0.05
Samp/ Repl. no.	Sex F/M	Age year	Wght g	Lngt mm	Dry %	Fat %	Hg ppm w.wt	CB28 ppb w.wt	CB52 ppb w.wt	CB101 ppb w.wt	CB105 ppb w.wt	CB118 ppb w.wt	CB138 ppb w.wt	CB153 ppb w.wt	CB156 ppb w.wt	CB180 ppb w.wt	CB209 ppb w.wt	CB Σ7 ppb w.wt	CB ΣΣ ppb w.wt	DDEPP ppb w.wt	TDEPP ppb w.wt	DD Σn ppb w.wt	HCHA ppb w.wt	HCHG ppb w.wt	HC Σn ppb w.wt	HCB ppb w.wt
01/ 1	F	7.0	318.0	311.0	20.70	0.21	0.063	<0.03	0.03	0.04	0.03	0.07	0.14	0.20	<0.03	0.07	<0.03	<0.6	<0.6	0.06	<0.03	<0.09	<0.03	miss	<0.03	0.03
02/ 1	F	7.0	397.6	333.0	19.90	0.18	0.060	<0.03	0.03	0.03	<0.03	0.05	0.10	0.14	<0.03	0.04	<0.03	<0.4	<0.4	0.05	<0.03	<0.08	<0.03	miss	<0.03	0.03
03/ 1	F	7.0	473.0	348.0	19.50	0.31	0.097	<0.03	miss	0.03	0.03	0.06	0.13	0.20	<0.03	0.08	<0.03	<0.5	<0.6	0.06	<0.03	<0.09	<0.03	miss	<0.03	0.03
04/ 1	F	8.0	600.0	377.0	19.50	0.32	0.076	<0.03	s0.06	<0.03	<0.03	0.05	0.09	0.15	<0.03	0.06	<0.03	s<0.4	s<0.4	0.04	<0.03	<0.07	<0.03	miss	<0.03	0.03
Mean		7.3	447.2	342.3	19.90	0.26	0.074	<<0.03	0.03	<<0.03	<<0.03	0.06	0.12	0.17	<<0.03	0.06	<<0.03	<<0.5	<<0.5	0.05	<<0.03	<<0.08	<<0.03	.	<<0.03	0.03
Minim.		7.0	318.0	311.0	19.50	0.18	0.060	<0.03	0.03	<0.03	<0.03	0.05	0.09	0.14	<0.03	0.04	<0.03	<0.4	<0.4	0.04	<0.03	<0.07	<0.03	.	<0.03	0.03
Maxim.		8.0	600.0	377.0	20.70	0.32	0.097	<0.03	0.03	0.04	0.03	0.07	0.14	0.20	<0.03	0.08	<0.03	<0.6	<0.6	0.06	<0.03	<0.09	<0.03	.	<0.03	0.03
St.dev		0.5	120.0	27.7	0.57	0.07	0.017	~0.00	0.00	0.00	~0.00	0.01	0.02	0.03	~0.00	0.02	~0.00	~0.1	~0.1	0.01	~0.00	~0.01	~0.00	.	~0.00	0.00
Count		4	4	4	4	4	4	4	i2	4	4	4	4	4	4	4	4	i3	i3	4	4	4	4	.	4	4

s/q (3) ! Suspect value(s)
i (3) ! Suspect or ambiguous basis-value(s) ignored in statistics.
miss(5) ! Missing value.

Tab.width cont'd MICR KIT, MU, J99, 23B Karihavet area, 1995-1101.

. Analytical Lab. ⇒					NIVA	NIVA
. Analysis Code. ⇒					341	341
____ Detection Limit ⇒					0.05	0.05
Samp/ Repl. no.	Sex F/M	Age year	Wght g	Lngt mm	QCB ppb w.wt	OCS ppb w.wt
01/ 1	F	7.0	318.0	311.0	<0.03	<0.03
02/ 1	F	7.0	397.6	333.0	<0.03	<0.03
03/ 1	F	7.0	473.0	348.0	<0.03	<0.03
04/ 1	F	8.0	600.0	377.0	<0.03	<0.03
Mean		7.3	447.2	342.3	<<0.03	<<0.03
Minim.		7.0	318.0	311.0	<0.03	<0.03
Maxim.		8.0	600.0	377.0	<0.03	<0.03
St.dev		0.5	120.0	27.7	~0.00	~0.00
Count		4	4	4	4	4

Sample.No 01 : Bulk of NIVA nos.:1,2,3,4,5
Sample.No 02 : Bulk of NIVA nos.: 6,7,8,9,10
Sample.No 03 : Bulk of NIVA nos.:11,12,13,14,15
Sample.No 04 : Bulk of NIVA nos.:16,17,18,19,20 Muscle with signs of inner bleeding on fish 16 , 20

Species : MICR KIT, Microstomus kitt, GB: Lemon sole, N: Lomre.
Sample.area: J99 Undefined, Tissue : MUSCLE.
Locality : 98F Lille Molla, Latitude: 68°12.00N, Longitude: 14°48.00E.
Catch,date : 1994-1001, Count: 4, Sample type: Homogenate.

. Analytical Lab. ⇒						NIVA	NIVA	NIVA	NIVA	NIVA	NIVA	NIVA	NIVA	NIVA	NIVA	NIVA	Σ(*)	Σ(*)	NIVA	NIVA	Σ(*)	NIVA	NIVA	Σ(*)	NIVA	NIVA
. Analysis Code. ⇒						341	341	341	341	341	341	341	341	341	341	341	!	!	341	341	!	341	341	!	341	341
____ Detection Limit ⇒						0.05	0.05	0.05	0.05	0.05	0.05	0.05	0.05	0.05	0.05	0.05	!	!	0.10	0.05	!	0.05	0.05	!	0.05	0.05
Samp/ Repl. no.	Sex F/M	Age year	Wght g	Lngt mm	Dry %	Fat %	CB28 ppb w.wt	CB52 ppb w.wt	CB101 ppb w.wt	CB105 ppb w.wt	CB118 ppb w.wt	CB138 ppb w.wt	CB153 ppb w.wt	CB156 ppb w.wt	CB180 ppb w.wt	CB209 ppb w.wt	CB Σ7 ppb w.wt	CB ΣΣ ppb w.wt	DDEPP ppb w.wt	TDEPP ppb w.wt	DD Σn ppb w.wt	HCHA ppb w.wt	HCHG ppb w.wt	HC Σn ppb w.wt	HCB ppb w.wt	QCB ppb w.wt
01/ 1	F	7.0	728.1	404.0	20.50	0.10	<0.03	<0.03	<0.03	<0.03	<0.03	0.06	0.09	<0.03	0.03	<0.03	<0.2	<0.2	0.16	<0.03	<0.19	<0.03	0.04	<0.07	0.03	<0.03

333

Tab.width cont'd MICR KIT, MU, J99, 98F Lille Molla, 1994-1001.

. Analytical Lab. ⇒	NIVA
. Analysis Code. ⇒	341
Detection Limit ⇒	0.05
Samp/ Sex Age Wght Lngt Repl. F/M year g mm no.	OCS ppb w.wt
01/ 1 F 7.0 728.1 404.0	<0.03

Sample.No 01 : Bulk of NIVA nos.:1,2,3,4

Species : MICR KIT, Microstomus kitt, GB: Lemon sole, N: Lomre.
Sample.area: J99 Undefined, Tissue : MUSCLE.
Locality : 98F Lille Molla, Latitude: 68°12.00N, Longitude: 14°48.00E.
Catch,date : 1995-1101, Count: 5, Sample type: Homogenate.

. Analytical Lab. ⇒			NIVA	NIVA	NIVA	NIVA	NIVA	NIVA	NIVA	NIVA	NIVA	NIVA	NIVA	Σ(*)	Σ(*)	NIVA	NIVA	Σ(*)	NIVA	NIVA	Σ(*)	NIVA
. Analysis Code. ⇒			310	341	341	341	341	341	341	341	341	341	341	!	!	341	341	!	341	341	!	341
Detection Limit ⇒			0.005	0.05	0.05	0.05	0.05	0.05	0.05	0.05	0.05	0.05	0.05	!	!	0.10	0.05	!	0.05	0.05	!	0.05
Samp/ Sex Age Wght Lngt Repl. F/M year g mm no.	Dry %	Fat %	Hg ppm w.wt	CB28 ppb w.wt	CB52 ppb w.wt	CB101 ppb w.wt	CB105 ppb w.wt	CB118 ppb w.wt	CB138 ppb w.wt	CB153 ppb w.wt	CB156 ppb w.wt	CB180 ppb w.wt	CB209 ppb w.wt	CB_Σ7 ppb w.wt	CB_ΣΣ ppb w.wt	DDEPP ppb w.wt	TDEPP ppb w.wt	DD_Σn ppb w.wt	HCHA ppb w.wt	HCHG ppb w.wt	HC_Σn ppb w.wt	HCB ppb w.wt
01/ 1 F 8.0 845.2 402.0	21.30	0.50	0.044	<0.03	0.03	0.03	<0.03	0.05	0.08	0.13	<0.03	0.04	<0.03	<0.4	<0.4	0.07	<0.03	<0.10	<0.03	0.33	<0.36	0.13

Tab.width cont'd MICR KIT, MU, J99, 98F Lille Molla, 1995-1101.

. Analytical Lab. ⇒	NIVA	NIVA
. Analysis Code. ⇒	341	341
Detection Limit ⇒	0.05	0.05
Samp/ Sex Age Wght Lngt Repl. F/M year g mm no.	QCB ppb w.wt	OCS ppb w.wt
01/ 1 F 8.0 845.2 402.0	<0.03	<0.03

Species : MICR KIT, Microstomus kitt, GB: Lemon sole, N: Lomre.
Sample.area: J99 Undefined, Tissue : MUSCLE.
Locality : 43F Kvænangen,Olderfjord, Latitude: 70°09.00N, Longitude: 21°22.00E.
Catch,date : 1996-1031, Count: 5, Sample type: Homogenate.

. Analytical Lab. ⇒				NIVA	NIVA	NIVA	NIVA	NIVA	NIVA	NIVA	NIVA	NIVA	NIVA	NIVA	NIVA	Σ(*)	Σ(*)	NIVA	NIVA	Σ(*)	NIVA	NIVA	Σ(*)
. Analysis Code. ⇒				310	341	341	341	341	341	341	341	341	341	341	341	!	!	341	341	!	341	341	!
Detection Limit ⇒				0.005	0.05	0.05	0.05	0.05	0.05	0.05	0.05	0.05	0.05	0.05	0.05	!	!	0.10	0.05	!	0.05	0.05	!
Samp/ Sex Age Wght Lngt Repl. F/M year g mm no.	Mean Weight g	Dry %	Fat %	Hg ppm w.wt	CB28 ppb w.wt	CB52 ppb w.wt	CB101 ppb w.wt	CB105 ppb w.wt	CB118 ppb w.wt	CB138 ppb w.wt	CB153 ppb w.wt	CB156 ppb w.wt	CB180 ppb w.wt	CB209 ppb w.wt	CB_Σ7 ppb w.wt	CB_ΣΣ ppb w.wt	DDEPP ppb w.wt	TDEPP ppb w.wt	DD_Σn ppb w.wt	HCHA ppb w.wt	HCHG ppb w.wt	HC_Σn ppb w.wt
01/ 1 X 6.0 800.0 411.0	20.0	19.30	0.10	0.040	<0.03	<0.03	<0.03	<0.03	<0.03	0.05	0.07	<0.03	<0.03	<0.03	<0.2	<0.2	0.08	<0.03	<0.11	<0.03	miss	<0.03

miss(1) ! Missing value.

Tab.width cont'd MICR KIT, MU, J99, 43F Kvænangen,Olderfjord, 1996-1031.

. Analytical Lab. ⇒	NIVA	NIVA	NIVA
. Analysis Code. ⇒	341	341	341
Detection Limit ⇒	0.05	0.05	0.05
Samp/ Sex Age Wght Lngt Repl. F/M year g mm no.	HCB ppb w.wt	QCB ppb w.wt	OCS ppb w.wt
01/ 1 X 6.0 800.0 411.0	<0.03	<0.03	<0.03

Sample.No 01 : Bulk of NIVA nos.:1,2,3,4,5 Liver and/or intestinal guts with larvae of Anisakis simplex Muscle with signs of inner bleeding (1,2,3,4)

334

Species : PLAT FLE, Platichthys flesus, GB: Flounder, N: Skrubbe.
Sample.area: J26 Oslofjorden, Tissue : LIVER.
Locality : 33B Sande (east side), Latitude: 59°31.70N, Longitude: 10°21.00E.
Catch,date : 1993-1001, Count: 25, Sample type: Bulked.

. Analytical Lab. ⇒							NIVA	NIVA	NIVA	NIVA	NIVA	NIVA	NIVA	NIVA	NIVA	NIVA	NIVA	NIVA	NIVA	Σ(*)	Σ(*)	NIVA	NIVA	Σ(*)
. Analysis Code. ⇒							312	311	312	311	340	340	340	340	340	340	340	340	340	!	!	340	340	!
Detection Limit ⇒					Mean		0.050	0.010	0.030	1.00	4.00	4.00	4.00	4.00	4.00	4.00	4.00	4.00	4.00	!	!	4.00	4.00	!
Samp/ Repl. no.	Sex F/M	Age year	Wght g	Lngt mm	Weight g	Dry %	Fat %	Cd ppm w.wt	Cu ppm w.wt	Pb ppm w.wt	Zn ppm w.wt	CB28 ppb w.wt	CB52 ppb w.wt	CB101 ppb w.wt	CB105 ppb w.wt	CB118 ppb w.wt	CB138 ppb w.wt	CB153 ppb w.wt	CB156 ppb w.wt	CB180 ppb w.wt	CB209 ppb w.wt	CB_Σ7 ppb w.wt	CB_ΣΣ ppb w.wt	DDEPP ppb w.wt	TDEPP ppb w.wt	DD_Σn ppb w.wt
01/ 1	X	5.0	232.1	273.0	5.0	23.80	7.27	0.231	29.600	0.030	59.10	<1.00	2.00	3.00	2.00	4.00	5.00	7.00	<1.00	2.00	<1.00	<24.0	<26.0	6.00	<1.00	<7.00
02/ 1	X	5.0	255.4	284.0	3.8	28.30	11.13	0.167	13.000	0.040	44.10	2.00	4.00	8.00	5.00	13.00	15.00	22.00	2.00	5.00	<1.00	69.0	<77.0	14.00	4.00	18.00
03/ 1	X	4.0	302.7	294.0	5.9	29.80	14.36	0.184	26.400	0.030	53.20	<1.00	3.00	6.00	3.00	7.00	9.00	13.00	<1.00	2.00	<1.00	<41.0	<44.0	9.00	4.00	13.00
04/ 1	X	5.0	333.0	303.0	5.8	29.30	16.08	0.067	11.800	0.030	46.80	5.00	12.00	23.00	11.00	34.00	39.00	52.00	5.00	14.00	<1.00	179.0	<196.0	15.00	5.00	20.00
05/ 1	F	6.0	452.6	328.0	11.0	32.80	18.38	0.196	18.100	0.060	50.00	3.00	6.00	11.00	6.00	14.00	19.00	29.00	2.00	5.00	<1.00	87.0	<96.0	15.00	6.00	21.00
Mean		5.0	315.2	296.4	6.3	28.80	13.44	0.169	19.780	0.038	50.64	<<2.40	5.40	10.20	5.40	14.40	17.40	24.60	<<2.20	5.60	<<1.00	<<80.0	<<87.8	11.80	<4.00	<15.80
Minim.		4.0	232.1	273.0	3.8	23.80	7.27	0.067	11.800	0.030	44.10	<1.00	2.00	3.00	2.00	4.00	5.00	7.00	<1.00	2.00	<1.00	<24.0	<26.0	6.00	<1.00	<7.00
Maxim.		6.0	452.6	328.0	11.0	32.80	18.38	0.231	29.600	0.060	59.10	5.00	12.00	23.00	11.00	34.00	39.00	52.00	5.00	14.00	<1.00	179.0	<196.0	15.00	6.00	21.00
St.dev		0.7	86.4	20.9	2.8	3.26	4.35	0.062	7.949	0.013	5.83	~1.67	3.97	7.73	3.51	11.72	13.22	17.47	~1.64	4.93	~0.00	~60.5	~66.4	4.09	~1.87	~5.81
Count		5	5	5	5	5	5	5	5	5	5	5	5	5	5	5	5	5	5	5	5	5	5	5	5	5

Tab.width cont'd PLAT FLE, LI, J26, 33B Sande (east side), 1993-1001.

. Analytical Lab. ⇒					NIVA	NIVA	Σ(*)	NIVA	NIVA	NIVA
. Analysis Code. ⇒					340	340	!	340	340	340
Detection Limit ⇒					4.00	4.00	!	4.00	4.00	4.00
Samp/ Repl. no.	Sex F/M	Age year	Wght g	Lngt mm	HCHA ppb w.wt	HCHG ppb w.wt	HC_Σn ppb w.wt	HCB ppb w.wt	QCB ppb w.wt	OCS ppb w.wt
01/ 1	X	5.0	232.1	273.0	<1.00	<1.00	<1.00	2.00	<1.00	<1.00
02/ 1	X	5.0	255.4	284.0	1.00	2.00	3.00	3.00	<1.00	<1.00
03/ 1	X	4.0	302.7	294.0	1.00	2.00	3.00	2.00	<1.00	<1.00
04/ 1	X	5.0	333.0	303.0	1.00	2.00	3.00	1.00	<1.00	<1.00
05/ 1	F	6.0	452.6	328.0	2.00	2.00	4.00	1.00	<1.00	<1.00
Mean		5.0	315.2	296.4	<1.20	<1.80	<2.80	1.80	<<1.00	<<1.00
Minim.		4.0	232.1	273.0	<1.00	<1.00	<1.00	1.00	<1.00	<1.00
Maxim.		6.0	452.6	328.0	2.00	2.00	4.00	3.00	<1.00	<1.00
St.dev		0.7	86.4	20.9	~0.45	~0.45	~1.10	0.84	~0.00	~0.00
Count		5	5	5	5	5	5	5	5	5

Sample.No 01 : Bulk of NIVA nos.:1,2,3,4,5
Sample.No 02 : Bulk of NIVA nos.:6,7,8,9,10
Sample.No 03 : Bulk of NIVA nos.:11,12,13,14,15
Sample.No 04 : Bulk of NIVA nos.:16,17,18,19,20 Muscle with signs of inner bleeding
Sample.No 05 : Bulk of NIVA nos.:21,22,23,24,25 Muscle with signs of inner bleeding

Species : PLAT FLE, Platichthys flesus, GB: Flounder, N: Skrubbe.
Sample.area: J26 Oslofjorden, Tissue : LIVER.
Locality : 33B Sande (east side), Latitude: 59°31.70N, Longitude: 10°21.00E.
Catch,date : 1994-1000, Count: 25, Sample type: Bulked.

. Analytical Lab. ⇒							NIVA	NIVA	NIVA	NIVA	NIVA	NIVA	NIVA	NIVA	NIVA	NIVA	NIVA	NIVA	NIVA	Σ(*)	Σ(*)	NIVA	NIVA	Σ(*)
. Analysis Code. ⇒							312	311	312	311	340	340	340	340	340	340	340	340	340	!	!	340	340	!
____ Detection Limit ⇒							0.050	0.010	0.030	1.00	3.00	3.00	3.00	3.00	3.00	3.00	3.00	3.00	3.00	!	!	4.00	3.00	!
Samp/ Repl. no.	Sex F/M	Age year	Wght g	Lngt mm	Mean Weight g	Dry %	Fat %	Cd ppm w.wt	Cu ppm w.wt	Pb ppm w.wt	Zn ppm w.wt	CB28 ppb w.wt	CB52 ppb w.wt	CB101 ppb w.wt	CB105 ppb w.wt	CB118 ppb w.wt	CB138 ppb w.wt	CB153 ppb w.wt	CB156 ppb w.wt	CB180 ppb w.wt	CB209 ppb w.wt	CB_Σ7 ppb w.wt	CB_ΣΣ ppb w.wt	DDEPP ppb w.wt	TDEPP ppb w.wt	DD_Σn ppb w.wt
01/ 1	X	3.0	197.8	249.0	3.5	31.50	14.00	0.087	20.900	<.030	47.40	5.00	6.00	7.00	4.00	11.00	14.00	21.00	2.00	7.00	<1.00	71.0	<78.0	21.00	3.00	24.00
02/ 1	X	5.0	218.0	263.0	3.2	27.90	9.00	0.119	21.200	<.030	49.40	8.00	4.00	5.00	4.00	9.00	14.00	18.00	2.00	6.00	<1.00	64.0	<71.0	13.00	2.00	15.00
03/ 1	X	5.0	231.7	269.0	3.7	28.10	11.00	0.084	17.100	<.030	42.30	4.00	5.00	6.00	4.00	9.00	11.00	17.00	1.00	5.00	<1.00	57.0	<63.0	13.00	2.00	15.00
04/ 1	F	5.0	292.7	286.0	5.9	26.90	11.00	0.087	18.400	<.030	50.70	2.00	3.00	4.00	3.00	7.00	8.00	12.00	1.00	3.00	<1.00	39.0	<44.0	12.00	2.00	14.00
05/ 1	X	6.0	352.9	307.0	8.7	26.90	11.00	0.105	16.100	<.030	52.70	5.00	5.00	7.00	4.00	9.00	11.00	16.00	1.00	4.00	<1.00	57.0	<63.0	16.00	2.00	18.00
Mean		4.8	258.6	274.8	5.0	28.26	11.20	0.096	18.740	<<.030	48.50	4.80	4.60	5.80	3.80	9.00	11.60	16.80	1.40	5.00	<<1.00	57.6	<<63.8	15.00	2.20	17.20
Minim.		3.0	197.8	249.0	3.2	26.90	9.00	0.084	16.100	<.030	42.30	2.00	3.00	4.00	3.00	7.00	8.00	12.00	1.00	3.00	<1.00	39.0	<44.0	12.00	2.00	14.00
Maxim.		6.0	352.9	307.0	8.7	31.50	14.00	0.119	21.200	<.030	52.70	8.00	6.00	7.00	4.00	11.00	14.00	21.00	2.00	7.00	<1.00	71.0	<78.0	21.00	3.00	24.00
St.dev		1.1	63.5	22.4	2.3	1.89	1.79	0.015	2.263	¯.000	3.97	2.17	1.14	1.30	0.45	1.41	2.51	3.27	0.55	1.58	¯0.00	11.9	¯12.7	3.67	0.45	4.09
Count		5	5	5	5	5	5	5	5	5	5	5	5	5	5	5	5	5	5	5	5	5	5	5	5	5

Tab.width cont'd PLAT FLE, LI, J26, 33B Sande (east side), 1994-1000.

. Analytical Lab. ⇒					NIVA	NIVA	Σ(*)	NIVA	NIVA	NIVA
. Analysis Code. ⇒					340	340	!	340	340	340
____ Detection Limit ⇒					3.00	3.00	!	3.00	3.00	3.00
Samp/ Repl. no.	Sex F/M	Age year	Wght g	Lngt mm	HCHA ppb w.wt	HCHG ppb w.wt	HC_Σn ppb w.wt	HCB ppb w.wt	QCB ppb w.wt	OCS ppb w.wt
01/ 1	X	3.0	197.8	249.0	2.00	2.00	4.00	1.00	<1.00	<1.00
02/ 1	X	5.0	218.0	263.0	1.00	1.00	2.00	1.00	<1.00	<1.00
03/ 1	X	5.0	231.7	269.0	1.00	2.00	3.00	1.00	<1.00	<1.00
04/ 1	F	5.0	292.7	286.0	1.00	1.00	2.00	1.00	<1.00	<1.00
05/ 1	X	6.0	352.9	307.0	1.00	2.00	3.00	1.00	<1.00	<1.00
Mean		4.8	258.6	274.8	1.20	1.60	2.80	1.00	<<1.00	<<1.00
Minim.		3.0	197.8	249.0	1.00	1.00	2.00	1.00	<1.00	<1.00
Maxim.		6.0	352.9	307.0	2.00	2.00	4.00	1.00	<1.00	<1.00
St.dev		1.1	63.5	22.4	0.45	0.55	0.84	0.00	¯0.00	¯0.00
Count		5	5	5	5	5	5	5	5	5

Sample.No 01 : Bulk of NIVA nos.:1,2,3,4,5 Bacterial fin rot on fish 2,3,4
Sample.No 02 : Bulk of NIVA nos.:6,7,8,9,10 Bacterial fin rot on fish 7
Sample.No 03 : Bulk of NIVA nos.:11,12,13,14,15 Bacterial fin rot on fish 14
Sample.No 04 : Bulk of NIVA nos.:16,17,18,19,20
Sample.No 05 : Bulk of NIVA nos.:21,22,23,24,25 Muscle with signs of inner bleeding on fish 21,24,25

336

Species : PLAT FLE, Platichthys flesus, GB: Flounder, N: Skrubbe.
Sample.area: J26 Oslofjorden, Tissue : LIVER.
Locality : 33B Sande (east side), Latitude: 59°31.70N, Longitude: 10°21.00E.
Catch,date : 1995-1015, Count: 25, Sample type: Bulked.

. Analytical Lab. ⇒							NIVA	NIVA	NIVA	NIVA	NIVA	NIVA	NIVA	NIVA	NIVA	NIVA	NIVA	NIVA	NIVA	Σ(*)	Σ(*)	NIVA	NIVA	Σ(*)
. Analysis Code. ⇒							312	311	312	311	340	340	340	340	340	340	340	340	340	!	!	340	340	!
____ Detection Limit ⇒							0.050	0.010	0.030	1.00	3.00	3.00	3.00	3.00	3.00	3.00	3.00	3.00	3.00	!	!	4.00	3.00	!
Samp/ Repl. no.	Sex F/M	Age year	Wght g	Lngt mm	Mean Weight g	Dry %	Fat %	Cd ppm w.wt	Cu ppm w.wt	Pb ppm w.wt	Zn ppm w.wt	CB28 ppb w.wt	CB52 ppb w.wt	CB101 ppb w.wt	CB105 ppb w.wt	CB118 ppb w.wt	CB138 ppb w.wt	CB153 ppb w.wt	CB156 ppb w.wt	CB180 ppb w.wt	CB209 ppb w.wt	CB_Σ7 ppb w.wt	CB_ΣΣ ppb w.wt	DDEPP ppb w.wt	TDEPP ppb w.wt	DD_Σn ppb w.wt
01/ 1	X	4.0	211.7	258.0	2.1	25.40	7.50	0.098	13.800	0.030	36.20	6.00	4.00	5.00	4.00	8.00	12.00	17.00	1.00	4.00	<1.00	56.0	<62.0	7.00	<1.00	<8.00
02/ 1	X	4.0	246.1	273.0	4.0	32.10	15.10	0.087	12.400	0.020	38.00	17.00	8.00	8.00	5.00	12.00	15.00	21.00	2.00	5.00	<1.00	86.0	<94.0	11.00	<1.00	<12.00
03/ 1	X	5.0	286.2	285.0	4.3	28.40	11.90	0.114	13.200	0.020	35.50	20.00	9.00	9.00	5.00	12.00	15.00	21.00	1.00	5.00	<1.00	91.0	<98.0	14.00	1.00	15.00
04/ 1	X	6.0	324.8	295.0	6.0	28.80	12.90	0.091	15.900	<.020	43.10	10.00	6.00	7.00	4.00	9.00	10.00	14.00	1.00	3.00	<1.00	59.0	<65.0	6.00	1.00	7.00
05/ 1	X	6.0	346.5	310.0	6.4	26.60	11.80	0.066	8.700	0.020	39.00	34.00	11.00	8.00	5.00	11.00	11.00	15.00	1.00	4.00	<1.00	94.0	<101.0	7.00	<1.00	<8.00
Mean		5.0	283.1	284.2	4.5	28.26	11.84	0.091	12.800	<.022	38.36	17.40	7.60	7.40	4.60	10.40	12.60	17.60	1.20	4.20	<<1.00	77.2	<<84.0	9.00	<<1.00	<<10.00
Minim.		4.0	211.7	258.0	2.1	25.40	7.50	0.066	8.700	<.020	35.50	6.00	4.00	5.00	4.00	8.00	10.00	14.00	1.00	3.00	<1.00	56.0	<62.0	6.00	<1.00	7.00
Maxim.		6.0	346.5	310.0	6.4	32.10	15.10	0.114	15.900	0.030	43.10	34.00	11.00	9.00	5.00	12.00	15.00	21.00	2.00	5.00	<1.00	94.0	<101.0	14.00	<1.00	15.00
St.dev		1.0	55.3	20.0	1.7	2.55	2.77	0.017	2.633	~.004	2.99	10.81	2.70	1.52	0.55	1.82	2.30	3.29	0.45	0.84	~0.00	18.2	~18.9	3.39	~0.00	~3.39
Count		5	5	5	5	5	5	5	5	5	5	5	5	5	5	5	5	5	5	5	5	5	5	5	5	5

Tab.width cont'd PLAT FLE, LI, J26, 33B Sande (east side), 1995-1015.

. Analytical Lab. ⇒					NIVA	NIVA	Σ(*)	NIVA	NIVA	NIVA
. Analysis Code. ⇒					340	340	!	340	340	340
____ Detection Limit ⇒					3.00	3.00	!	3.00	3.00	3.00
Samp/ Repl. no.	Sex F/M	Age year	Wght g	Lngt mm	HCHA ppb w.wt	HCHG ppb w.wt	HC_Σn ppb w.wt	HCB ppb w.wt	QCB ppb w.wt	OCS ppb w.wt
01/ 1	X	4.0	211.7	258.0	1.00	1.00	2.00	1.00	<1.00	<1.00
02/ 1	X	4.0	246.1	273.0	1.00	2.00	3.00	1.00	<1.00	<1.00
03/ 1	X	5.0	286.2	285.0	1.00	1.00	2.00	1.00	<1.00	<1.00
04/ 1	X	6.0	324.8	295.0	1.00	1.00	2.00	1.00	<1.00	<1.00
05/ 1	X	6.0	346.5	310.0	1.00	1.00	2.00	1.00	<1.00	<1.00
Mean		5.0	283.1	284.2	1.00	1.20	2.20	1.00	<<1.00	<<1.00
Minim.		4.0	211.7	258.0	1.00	1.00	2.00	1.00	<1.00	<1.00
Maxim.		6.0	346.5	310.0	1.00	2.00	3.00	1.00	<1.00	<1.00
St.dev		1.0	55.3	20.0	0.00	0.45	0.45	0.00	~0.00	~0.00
Count		5	5	5	5	5	5	5	5	5

Sample.No 01 : Bulk of NIVA nos.:1,2,3,4,5 Muscle with signs of inner bleeding on fish 1,2,3,4 Bacterial fin rot on fish 4
Sample.No 02 : Bulk of NIVA nos.:6,7,8,9,10 Muscle with signs of inner bleeding on fish 8
Sample.No 03 : Bulk of NIVA nos.: 11,12,13,14,15
Sample.No 04 : Bulk ofNIVA nos.: 16,17,18,19,20 Muscle with signs of inner bleeding on fish 16,17,19,20 Liver with signs of bleeding on fish 18
Sample.No 05 : Bulk of NIVA nos.: 21,22,23,24,25 Bacterial fin rot on fish 21 Muscle with signs of inner bleeding on fish 21,22,24,25

337

Species : PLAT FLE, Platichthys flesus, GB: Flounder, N: Skrubbe.
Sample.area: J26 Oslofjorden, Tissue : LIVER.
Locality : 33B Sande (east side), Latitude: 59°31.70N, Longitude: 10°21.00E.
Catch,date : 1996-1001, Count: 25, Sample type: Bulked.

. Analytical Lab. =>							NIVA	NIVA	NIVA	NIVA	NIVA	NIVA	NIVA	NIVA	NIVA	NIVA	NIVA	NIVA	NIVA	Σ(*)	Σ(*)	NIVA	NIVA	Σ(*)
. Analysis Code. =>							312	311	312	311	340	340	340	340	340	340	340	340	340	!	!	340	340	!
____ Detection Limit =>							0.050	0.010	0.030	1.00	3.00	3.00	3.00	3.00	3.00	3.00	3.00	3.00	3.00	!	!	4.00	3.00	!
Samp/ Repl. no.	Sex F/M	Age year	Wght g	Lngt mm	Mean Weight g	Dry %	Fat %	Cd ppm w.wt	Cu ppm w.wt	Pb ppm w.wt	Zn ppm w.wt	CB28 ppb w.wt	CB52 ppb w.wt	CB101 ppb w.wt	CB105 ppb w.wt	CB118 ppb w.wt	CB138 ppb w.wt	CB153 ppb w.wt	CB156 ppb w.wt	CB180 ppb w.wt	CB209 ppb w.wt	CB_Σ7 ppb w.wt	CB_ΣΣ ppb w.wt	DDEPP ppb w.wt	TDEPP ppb w.wt	DD_Σn ppb w.wt
01/ 1	M	4.0	203.4	265.0	2.1	20.80	3.25	0.100	13.600	0.060	42.00	2.20	1.00	0.80	0.70	1.50	2.00	2.30	<0.50	0.60	<0.50	10.4	<11.6	2.70	0.80	3.50
02/ 1	X	4.0	255.4	286.0	3.8	23.70	7.66	0.130	11.300	0.050	39.90	6.40	3.20	3.20	2.70	5.60	5.90	7.60	0.60	2.00	<0.50	33.9	<37.7	8.30	2.60	10.90
03/ 1	X	5.0	292.6	298.0	4.0	26.50	10.00	0.120	14.500	0.030	45.70	3.50	2.60	3.60	2.40	5.30	6.50	8.10	0.60	2.10	<0.50	31.7	<35.2	10.70	3.70	14.40
04/ 1	X	5.0	339.8	309.0	5.7	31.90	15.90	0.110	19.000	<.040	51.20	4.40	2.00	2.70	2.50	5.90	5.80	7.30	0.60	2.20	<0.50	30.3	<33.9	10.20	2.40	12.60
05/ 1	X	5.0	398.4	323.0	8.9	28.60	12.30	0.100	13.600	<.040	52.20	3.10	1.80	2.20	1.10	2.40	3.40	4.90	<0.50	1.10	<0.50	18.9	<20.5	3.50	<0.50	<4.00
Mean		4.6	297.9	296.2	4.9	26.30	9.82	0.112	14.400	<<.044	46.20	3.92	2.12	2.50	1.88	4.14	4.72	6.04	<<0.56	1.60	<<0.50	25.0	<<27.8	7.08	<2.00	<9.08
Minim.		4.0	203.4	265.0	2.1	20.80	3.25	0.100	11.300	0.030	39.90	2.20	1.00	0.80	0.70	1.50	2.00	2.30	<0.50	0.60	<0.50	10.4	<11.6	2.70	<0.50	3.50
Maxim.		5.0	398.4	323.0	8.9	31.90	15.90	0.130	19.000	0.060	52.20	6.40	3.20	3.60	2.70	5.90	6.50	8.10	0.60	2.20	<0.50	33.9	<37.7	10.70	3.70	14.40
St.dev		0.5	75.2	22.2	2.6	4.29	4.77	0.013	2.831	~.011	5.44	1.60	0.83	1.09	0.91	2.04	1.93	2.43	~0.05	0.71	~0.00	10.0	~11.2	3.75	1.33	5.02
Count		5	5	5	5	5	5	5	5	5	5	5	5	5	5	5	5	5	5	5	5	5	5	5	5	5

Tab.width cont'd PLAT FLE, LI, J26, 33B Sande (east side), 1996-1001.

. Analytical Lab. =>					NIVA	NIVA	Σ(*)	NIVA	NIVA	NIVA
. Analysis Code. =>					340	340	!	340	340	340
____ Detection Limit =>					3.00	3.00	!	3.00	3.00	3.00
Samp/ Repl. no.	Sex F/M	Age year	Wght g	Lngt mm	HCHA ppb w.wt	HCHG ppb w.wt	HC_Σn ppb w.wt	HCB ppb w.wt	QCB ppb w.wt	OCS ppb w.wt
01/ 1	M	4.0	203.4	265.0	<0.50	0.60	<1.10	<0.50	<0.50	<0.50
02/ 1	X	4.0	255.4	286.0	0.70	1.90	2.60	0.60	<0.50	<0.50
03/ 1	X	5.0	292.6	298.0	0.90	2.60	3.50	0.60	<0.50	<0.50
04/ 1	X	5.0	339.8	309.0	0.60	1.50	2.10	<0.50	<0.50	<0.50
05/ 1	X	5.0	398.4	323.0	<0.50	<0.50	<0.50	<0.50	<0.50	<0.50
Mean		4.6	297.9	296.2	<<0.64	<1.42	<<1.96	<<0.54	<<0.50	<<0.50
Minim.		4.0	203.4	265.0	<0.50	<0.50	<0.50	<0.50	<0.50	<0.50
Maxim.		5.0	398.4	323.0	0.90	2.60	3.50	0.60	<0.50	<0.50
St.dev		0.5	75.2	22.2	~0.17	0.89	~1.19	~0.05	~0.00	~0.00
Count		5	5	5	5	5	5	5	5	5

Sample.No 01 : Bulk of NIVA nos.:1,2,3,4,5 Muscle with signs of inner bleeding (3, 4)
Sample.No 02 : Bulk of NIVA nos.:6,7,8,9,10 Muscle with signs of inner bleeding (6,7,8,9,10)
Sample.No 03 : Bulk of NIVA nos.:11,12,13,14,15 Muscle with signs of inner bleeding (11,12,13,14,15)
Sample.No 04 : Bulk of NIVA nos.:16,17,18,19,20 Muscle with signs of inner bleeding (16,17,18,19,20)
Sample.No 05 : Bulk of NIVA nos.: 21,22,23,24,25 Muscle with signs of inner bleeding (21,22,23,24,25)

Species : PLAT FLE, Platichthys flesus, GB: Flounder, N: Skrubbe.
Sample.area: J26 Oslofjorden, Tissue : LIVER.
Locality : 33B Sande (east side), Latitude: 59°31.70N, Longitude: 10°21.00E.
Catch,date : 1996-1101, Count: 25, Sample type: Bulked.
Comment : Local variation?

. Analytical Lab. ⇒							NIVA	NIVA	NIVA	NIVA	NIVA	NIVA	NIVA	NIVA	NIVA	NIVA	NIVA	NIVA	NIVA	Σ(*)	Σ(*)	NIVA	NIVA	Σ(*)
. Analysis Code. ⇒							312	311	312	311	340	340	340	340	340	340	340	340	340	!	!	340	340	!
____ Detection Limit ⇒							0.050	0.010	0.030	1.00	3.00	3.00	3.00	3.00	3.00	3.00	3.00	3.00	3.00	!	!	4.00	3.00	!
Samp/ Repl. no.	Sex F/M	Age year	Wght g	Lngt mm	Mean Weight g	Dry %	Fat %	Cd ppm w.wt	Cu ppm w.wt	Pb ppm w.wt	Zn ppm w.wt	CB28 ppb w.wt	CB52 ppb w.wt	CB101 ppb w.wt	CB105 ppb w.wt	CB118 ppb w.wt	CB138 ppb w.wt	CB153 ppb w.wt	CB156 ppb w.wt	CB180 ppb w.wt	CB209 ppb w.wt	CB_Σ7 ppb w.wt	CB_ΣΣ ppb w.wt	DDEPP ppb w.wt	TDEPP ppb w.wt	DD_Σn ppb w.wt
01/ 1	F	4.0	247.2	273.0	4.3	22.10	6.39	0.130	12.900	0.030	46.90	3.60	2.50	3.40	2.40	5.60	6.60	8.70	0.70	2.30	<0.50	32.7	<36.3	10.10	2.70	12.80
02/ 1	X	5.0	303.6	294.0	6.1	26.10	10.50	0.092	12.800	<.030	51.40	6.40	3.50	3.70	2.60	5.80	7.10	9.40	0.80	2.40	<0.50	38.3	<42.2	9.10	3.10	12.20
03/ 1	X	5.0	314.4	298.0	6.6	37.40	10.50	0.077	11.000	<.030	57.10	10.50	7.00	7.50	4.60	10.00	11.20	15.50	1.20	3.60	<0.50	65.3	<71.6	14.60	4.60	19.20
04/ 1	X	5.0	333.6	312.0	5.1	15.60	6.76	0.100	8.890	<.030	44.90	10.00	5.00	5.10	2.90	6.60	7.20	9.70	0.80	2.50	<0.50	46.1	<50.3	10.20	2.90	13.10
05/ 1	X	5.0	371.8	328.0	5.1	18.00	8.55	0.140	18.300	<.040	46.80	8.00	3.40	4.10	3.40	6.70	8.60	10.80	0.90	3.00	<0.50	44.6	<49.4	15.40	5.80	21.20
Mean		4.8	314.1	301.0	5.5	23.84	8.54	0.108	12.778	<<.032	49.42	7.70	4.28	4.76	3.18	6.94	8.14	10.82	0.88	2.76	<<0.50	45.4	<<50.0	11.88	3.82	15.70
Minim.		4.0	247.2	273.0	4.3	15.60	6.39	0.077	8.890	<.030	44.90	3.60	2.50	3.40	2.40	5.60	6.60	8.70	0.70	2.30	<0.50	32.7	<36.3	9.10	2.70	12.20
Maxim.		5.0	371.8	328.0	6.6	37.40	10.50	0.140	18.300	<.040	57.10	10.50	7.00	7.50	4.60	10.00	11.20	15.50	1.20	3.60	<0.50	65.3	<71.6	15.40	5.80	21.20
St.dev		0.4	45.5	20.6	0.9	8.57	1.97	0.026	3.492	~.004	4.91	2.82	1.77	1.66	0.88	1.78	1.86	2.72	0.19	0.54	~0.00	12.3	~13.4	2.89	1.34	4.18
Count		5	5	5	5	5	5	5	5	5	5	5	5	5	5	5	5	5	5	5	5	5	5	5	5	5

339

Tab.width cont'd PLAT FLE, LI, J26, 33B Sande (east side), 1996-1101.

. Analytical Lab. ⇒					NIVA	NIVA	Σ(*)	NIVA	NIVA	NIVA
. Analysis Code. ⇒					340	340	!	340	340	340
____ Detection Limit ⇒					3.00	3.00	!	3.00	3.00	3.00
Samp/ Repl. no.	Sex F/M	Age year	Wght g	Lngt mm	HCHA ppb w.wt	HCHG ppb w.wt	HC_Σn ppb w.wt	HCB ppb w.wt	QCB ppb w.wt	OCS ppb w.wt
01/ 1	F	4.0	247.2	273.0	0.50	1.30	1.80	<0.50	<0.50	<0.50
02/ 1	X	5.0	303.6	294.0	1.00	2.50	3.50	0.70	<0.50	<0.50
03/ 1	X	5.0	314.4	298.0	0.90	2.40	3.30	0.60	<0.50	<0.50
04/ 1	X	5.0	333.6	312.0	0.60	1.80	2.40	<0.50	<0.50	<0.50
05/ 1	X	5.0	371.8	328.0	0.80	2.80	3.60	0.70	<0.50	<0.50
Mean		4.8	314.1	301.0	0.76	2.16	2.92	<<0.60	<<0.50	<<0.50
Minim.		4.0	247.2	273.0	0.50	1.30	1.80	<0.50	<0.50	<0.50
Maxim.		5.0	371.8	328.0	1.00	2.80	3.60	0.70	<0.50	<0.50
St.dev		0.4	45.5	20.6	0.21	0.60	0.79	~0.10	~0.00	~0.00
Count		5	5	5	5	5	5	5	5	5

Sample.No 01 : Bulk of NIVA nos.:1,2,3,4,5 Muscle with signs of inner bleeding (1,2,3,4,5)
Sample.No 02 : Bulk of NIVA nos.:6,7,8,9,10 Muscle with signs of inner bleeding (6,7,8,9,10)
Sample.No 03 : Bulk of NIVA nos.:11,12,13,14,15 Muscle with signs of inner bleeding 11,12,13,14,15) Skin with metacercariae of cf. Cryptocotyle lingua (14)
Sample.No 04 : Bulk of NIVA nos.:16,17,18,19,20 Muscle with signs of inner bleeding (16,18,19,20)
Sample.No 05 : Bulk of NIVA nos.:21,22,23,24,25 Muscle with signs of inner bleeding (21,24,25)

Species : PLAT FLE, Platichthys flesus, GB: Flounder, N: Skrubbe.
Sample.area: J26 Oslofjorden, Tissue : LIVER.
Locality : 33B Sande (east side), Latitude: 59°31.70N, Longitude: 10°21.00E.
Catch,date : 1996-1201, Count: 25, Sample type: Bulked.
Comment : Local variation?

. Analytical Lab. ⇒							NIVA	NIVA	NIVA	NIVA	NIVA	NIVA	NIVA	NIVA	NIVA	NIVA	NIVA	NIVA	NIVA	Σ(*)	Σ(*)	NIVA	NIVA	Σ(*)
. Analysis Code. ⇒							312	311	312	311	340	340	340	340	340	340	340	340	340	!	!	340	340	!
____ Detection Limit ⇒							0.050	0.010	0.030	1.00	3.00	3.00	3.00	3.00	3.00	3.00	3.00	3.00	3.00	!	!	4.00	3.00	!
Samp/ Repl. no.	Sex F/M	Age year	Wght g	Lngt mm	Mean Weight g	Dry %	Fat %	Cd ppm w.wt	Cu ppm w.wt	Pb ppm w.wt	Zn ppm w.wt	CB28 ppb w.wt	CB52 ppb w.wt	CB101 ppb w.wt	CB105 ppb w.wt	CB118 ppb w.wt	CB138 ppb w.wt	CB153 ppb w.wt	CB156 ppb w.wt	CB180 ppb w.wt	CB209 ppb w.wt	CB_Σ7 ppb w.wt	CB_ΣΣ ppb w.wt	DDEPP ppb w.wt	TDEPP ppb w.wt	DD_Σn ppb w.wt
01/ 1	X	4.0	235.4	272.0	3.8	23.70	5.31	0.068	14.200	<.030	46.80	3.10	1.40	1.70	1.80	3.70	4.00	5.20	0.50	1.50	<0.50	20.6	<23.4	4.40	1.60	6.00
02/ 1	X	4.0	290.6	297.0	4.2	25.10	7.74	0.082	11.200	0.070	53.70	24.40	6.30	3.40	4.70	8.80	10.40	13.30	1.20	4.20	<0.50	70.8	<77.2	13.00	4.20	17.20
03/ 1	X	5.0	339.8	306.0	5.1	30.40	13.30	0.130	13.700	<.030	54.80	16.50	6.90	7.80	5.60	11.30	15.80	20.50	1.80	5.60	<0.50	84.4	<92.3	19.50	6.30	25.80
04/ 1	F	6.0	435.6	332.0	9.1	27.10	9.03	0.140	13.600	<.040	53.90	24.30	10.30	8.30	5.50	11.00	10.50	13.60	1.20	3.50	<0.50	81.5	<88.7	12.50	5.00	17.50
05/ 1	F	5.0	679.2	373.0	15.7	31.30	14.10	0.170	14.800	<.030	63.10	3.30	8.10	11.50	6.90	16.00	14.70	19.60	1.80	5.40	<0.50	78.6	<87.8	24.60	9.30	33.90
Mean		4.8	396.1	316.0	7.6	27.52	9.90	0.118	13.500	<<.040	54.46	14.32	6.60	6.54	4.90	10.16	11.08	14.44	1.30	4.04	<<0.50	67.2	<<73.9	14.80	5.28	20.08
Minim.		4.0	235.4	272.0	3.8	23.70	5.31	0.068	11.200	<.030	46.80	3.10	1.40	1.70	1.80	3.70	4.00	5.20	0.50	1.50	<0.50	20.6	<23.4	4.40	1.60	6.00
Maxim.		6.0	679.2	373.0	15.7	31.30	14.10	0.170	14.800	0.070	63.10	24.40	10.30	11.50	6.90	16.00	15.80	20.50	1.80	5.60	<0.50	84.4	<92.3	24.60	9.30	33.90
St.dev		0.8	174.5	38.4	5.0	3.29	3.73	0.042	1.371	~.017	5.80	10.65	3.28	3.96	1.90	4.46	4.65	6.14	0.54	1.66	~0.00	26.5	~28.8	7.66	2.83	10.45
Count		5	5	5	5	5	5	5	5	5	5	5	5	5	5	5	5	5	5	5	5	5	5	5	5	5

349

Tab.width cont'd PLAT FLE, LI, J26, 33B Sande (east side), 1996-1201.

. Analytical Lab. ⇒					NIVA	NIVA	Σ(*)	NIVA	NIVA	NIVA
. Analysis Code. ⇒					340	340	!	340	340	340
____ Detection Limit ⇒					3.00	3.00	!	3.00	3.00	3.00
Samp/ Repl. no.	Sex F/M	Age year	Wght g	Lngt mm	HCHA ppb w.wt	HCHG ppb w.wt	HC_Σn ppb w.wt	HCB ppb w.wt	QCB ppb w.wt	OCS ppb w.wt
01/ 1	X	4.0	235.4	272.0	<0.50	1.70	<2.20	<0.50	<0.50	<0.50
02/ 1	X	4.0	290.6	297.0	0.70	1.70	2.40	0.60	<0.50	<0.50
03/ 1	X	5.0	339.8	306.0	1.30	2.70	4.00	1.10	<0.50	<0.50
04/ 1	F	6.0	435.6	332.0	0.90	3.00	3.90	0.70	<0.50	<0.50
05/ 1	F	5.0	679.2	373.0	1.40	3.00	4.40	1.10	<0.50	<0.50
Mean		4.8	396.1	316.0	<0.96	2.42	<3.38	<0.80	<<0.50	<<0.50
Minim.		4.0	235.4	272.0	<0.50	1.70	<2.20	<0.50	<0.50	<0.50
Maxim.		6.0	679.2	373.0	1.40	3.00	4.40	1.10	<0.50	<0.50
St.dev		0.8	174.5	38.4	~0.38	0.67	~1.01	~0.28	~0.00	~0.00
Count		5	5	5	5	5	5	5	5	5

Sample.No 01 : Bulk of NIVA nos.:1,2,3,4,5 Muscle with signs of inner bleeding (2,3,4,5)
Sample.No 02 : Bulk of NIVA nos.:6,7,8,910 Muscle with signs of inner bleeding (6,7,8,9,10) Skin with ulceration, lymphocytic areas and/or lesions (10)
Sample.No 03 : Bulk of NIVA nos.:11,12,13,14,15 Muscle with signs of inner bleeding (11,12,13,14,15)
Sample.No 04 : Bulk of NIVA nos.:16,17,18,19,20 Muscle with signs of inner bleeding (16,17,18,19,20) Skin with ulceration, lymphocytic areas and/or lesions (18)
Sample.No 05 : Bulk of NIVA nos.:21,22,23,24,25 Muscle with signs of inner bleeding (21,22,23,24,25) Skin with ulceration, lymphocytic areas and/or lesions (21)

Species : PLAT FLE, Platichthys flesus, GB: Flounder, N: Skrubbe.
Sample.area: J26 Oslofjorden, Tissue : LIVER.
Locality : 33B Sande (east side), Latitude: 59°31.70N, Longitude: 10°21.00E.
Catch,date : 1997-1015, Count: 25, Sample type: Bulked.

Samp/ Repl. no.	Sex F/M	Age year	Wght g	Lngt mm	Mean Weight g	Dry %	Fat %	NIVA 312 0.050 Cd ppm w.wt	NIVA 311 0.010 Cu ppm w.wt	NIVA 312 0.040 Pb ppm w.wt	NIVA 311 1.00 Zn ppm w.wt	NIVA 340 3.00 CB28 ppb w.wt	NIVA 340 3.00 CB52 ppb w.wt	NIVA 340 3.00 CB101 ppb w.wt	NIVA 340 3.00 CB105 ppb w.wt	NIVA 340 3.00 CB118 ppb w.wt	NIVA 340 3.00 CB138 ppb w.wt	NIVA 340 3.00 CB153 ppb w.wt	NIVA 340 3.00 CB156 ppb w.wt	NIVA 340 3.00 CB180 ppb w.wt	NIVA 340 3.00 CB209 ppb w.wt	Σ(*) ! ! CB_Σ7 ppb w.wt	Σ(*) ! ! CB_ΣΣ ppb w.wt	NIVA 340 4.00 DDEPP ppb w.wt	NIVA 340 3.00 TDEPP ppb w.wt	Σ(*) ! ! DD_Σn ppb w.wt
01/	1 M	5.0	257.0	279.0	2.8	24.90	7.01	0.141	16.700	<.040	42.70	4.10	<0.50	2.70	2.80	5.40	8.20	9.00	0.80	2.30	<0.50	<32.2	<35.8	8.50	2.20	10.70
02/	1 M	5.0	261.4	290.0	3.0	26.30	8.83	0.096	13.000	<.040	40.20	6.20	<0.50	3.60	2.90	6.60	9.80	11.10	0.90	2.90	<0.50	<40.7	<44.5	9.30	1.70	11.00
03/	1 F	5.0	293.8	291.0	4.0	29.10	11.03	0.061	16.500	<.040	52.90	12.30	<0.50	5.30	4.30	9.70	12.70	11.70	1.00	3.40	<0.50	<55.6	<60.9	11.30	2.00	13.30
04/	1 M	6.0	293.4	300.0	3.5	28.70	11.78	0.107	15.200	<.040	46.10	9.20	3.30	4.50	4.10	8.60	12.70	14.10	1.30	3.60	<0.50	56.0	<61.9	12.90	3.70	16.60
05/	1 F	6.0	371.6	313.0	5.3	29.10	12.27	0.106	13.600	<.040	46.20	13.40	4.00	9.60	6.40	14.40	20.00	22.70	1.80	5.90	<0.50	90.0	<98.7	26.00	6.80	32.80
Mean		5.4	295.4	294.6	3.7	27.62	10.18	0.102	15.000	<<.040	45.62	9.04	<<1.76	5.14	4.10	8.94	12.68	13.72	1.16	3.62	<<0.50	<<54.9	<<60.4	13.60	3.28	16.88
Minim.		5.0	257.0	279.0	2.8	24.90	7.01	0.061	13.000	<.040	40.20	4.10	<0.50	2.70	2.80	5.40	8.20	9.00	0.80	2.30	<0.50	<32.2	<35.8	8.50	1.70	10.70
Maxim.		6.0	371.6	313.0	5.3	29.10	12.27	0.141	16.700	<.040	52.90	13.40	4.00	9.60	6.40	14.40	20.00	22.70	1.80	5.90	<0.50	90.0	<98.7	26.00	6.80	32.80
St.dev		0.5	45.9	12.7	1.0	1.92	2.21	0.029	1.669	~.000	4.78	3.94	~1.74	2.68	1.45	3.48	4.53	5.34	0.40	1.37	~0.00	~22.1	~24.1	7.14	2.11	9.21
Count		5	5	5	5	5	5	5	5	5	5	5	5	5	5	5	5	5	5	5	5	5	5	5	5	5

341

Tab.width cont'd PLAT FLE, LI, J26, 33B Sande (east side), 1997-1015.

Samp/ Repl. no.	Sex F/M	Age year	Wght g	Lngt mm	NIVA 340 0.50 HCHA ppb w.wt	NIVA 340 2.00 HCHG ppb w.wt	Σ(*) ! HC_Σn ppb w.wt	NIVA 340 2.00 HCB ppb w.wt	NIVA 340 2.00 QCB ppb w.wt	NIVA 340 2.00 OCS ppb w.wt
01/	1 M	5.0	257.0	279.0	0.70	1.30	2.00	0.60	<0.50	<0.50
02/	1 M	5.0	261.4	290.0	0.90	1.40	2.30	0.60	<0.50	<0.50
03/	1 F	5.0	293.8	291.0	1.10	1.80	2.90	0.90	<0.50	<0.50
04/	1 M	6.0	293.4	300.0	1.70	3.00	4.70	1.00	<0.50	<0.50
05/	1 F	6.0	371.6	313.0	1.70	3.00	4.70	1.00	<0.50	<0.50
Mean		5.4	295.4	294.6	1.22	2.10	3.32	0.82	<<0.50	<<0.50
Minim.		5.0	257.0	279.0	0.70	1.30	2.00	0.60	<0.50	<0.50
Maxim.		6.0	371.6	313.0	1.70	3.00	4.70	1.00	<0.50	<0.50
St.dev		0.5	45.9	12.7	0.46	0.84	1.30	0.20	~0.00	~0.00
Count		5	5	5	5	5	5	5	5	5

Sample.No 01 : Bulk of NIVA nos.:1,2,3,4,5 Bacterial fin rot (4,5) Muscle with signs of inner bleeding (3,4,5)
Sample.No 02 : Bulk of NIVA nos.:6,7,8,9,10 Muscle with signs of inner bleeding (8,9)
Sample.No 03 : Bulk of NIVA nos.:11,12,13,14,15 Signs of mechanical damage (e.g., net wounds) (15)
Sample.No 04 : Bulk of NIVA nos.:16,17,18,19,20 Muscle with signs of inner bleeding (17, 20) Signs of mechanical damage (e.g., net wounds) (17)
Sample.No 05 : Bulk of NIVA nos.:21,22,23,24,25 Muscle with signs of inner bleeding (21)

Species : PLAT FLE, Platichthys flesus, GB: Flounder, N: Skrubbe.
Sample.area: J26 Oslofjorden, Tissue : LIVER.
Locality : 33B Sande (east side), Latitude: 59°31.70N, Longitude: 10°21.00E.
Catch,date : 1997-1115, Count: 23, Sample type: Bulked.

. Analytical Lab. ⇒						NIVA	NIVA	NIVA	NIVA	NIVA	NIVA	NIVA	NIVA	NIVA	NIVA	NIVA	NIVA	NIVA	NIVA	Σ(*)	Σ(*)	NIVA	NIVA	Σ(*)
. Analysis Code. ⇒						312	311	312	311	340	340	340	340	340	340	340	340	340	340	!	!	340	340	!
____ Detection Limit ⇒						0.050	0.010	0.040	1.00	3.00	3.00	3.00	3.00	3.00	3.00	3.00	3.00	3.00	3.00	!	!	4.00	3.00	!
Samp/ Repl. no.	Sex F/M	Age year	Wght g	Lngt mm	Mean Weight g	Dry %	Fat %	Cd ppm w.wt	Cu ppm w.wt	Pb ppm w.wt	Zn ppm w.wt	CB28 ppb w.wt	CB52 ppb w.wt	CB101 ppb w.wt	CB105 ppb w.wt	CB118 ppb w.wt	CB138 ppb w.wt	CB153 ppb w.wt	CB156 ppb w.wt	CB180 ppb w.wt	CB209 ppb w.wt	CB_Σ7 ppb w.wt	CB_ΣΣ ppb w.wt	DDEPP ppb w.wt	TDEPP ppb w.wt	DD_Σn ppb w.wt
01/ 1	M	4.0	229.6	274.0	2.5	21.90	3.43	0.118	21.400	<.040	43.60	2.10	1.10	1.10	1.10	2.10	3.40	3.40	<0.50	0.90	<0.50	14.1	<15.7	3.60	1.30	4.90
02/ 1	M	5.0	278.6	285.0	4.4	27.70	9.23	0.121	19.300	<.040	42.60	20.00	2.10	3.00	4.00	7.60	10.20	11.50	1.00	3.00	<0.50	57.4	<62.9	10.90	3.30	14.20
03/ 1	M	5.0	303.4	303.0	6.0	24.20	6.79	0.074	13.500	<.040	37.90	4.00	1.50	2.30	2.30	5.00	7.40	8.70	0.80	2.50	<0.50	31.4	<35.0	8.90	2.50	11.40
04/ 1	F	6.0	340.6	315.0	4.2	27.60	9.23	0.169	21.900	0.040	51.20	6.80	3.00	6.00	4.40	9.50	16.20	18.00	1.50	4.80	<0.50	64.3	<70.7	19.70	5.80	25.50
05/ 1	F	6.0	374.3	328.0	7.3	23.40	5.80	0.148	11.200	<.040	45.30	7.60	2.30	4.20	2.90	7.20	9.40	11.30	0.90	2.90	<0.50	44.9	<49.2	12.70	2.90	15.60
Mean		5.2	305.3	301.0	4.9	24.96	6.90	0.126	17.460	<<.040	44.12	8.10	2.00	3.32	2.94	6.28	9.32	10.58	<0.94	2.82	<<0.50	42.4	<<46.7	11.16	3.16	14.32
Minim.		4.0	229.6	274.0	2.5	21.90	3.43	0.074	11.200	<.040	37.90	2.10	1.10	1.10	1.10	2.10	3.40	3.40	<0.50	0.90	<0.50	14.1	<15.7	3.60	1.30	4.90
Maxim.		6.0	374.3	328.0	7.3	27.70	9.23	0.169	21.900	<.040	51.20	20.00	3.00	6.00	4.40	9.50	16.20	18.00	1.50	4.80	<0.50	64.3	<70.7	19.70	5.80	25.50
St.dev		0.8	55.8	21.9	1.9	2.59	2.46	0.036	4.835	~.000	4.82	7.01	0.73	1.87	1.33	2.83	4.66	5.28	~0.36	1.39	~0.00	20.2	~22.0	5.87	1.65	7.48
Count		5	5	5	5	5	5	5	5	5	5	5	5	5	5	5	5	5	5	5	5	5	5	5	5	5

342

Tab.width cont'd PLAT FLE, LI, J26, 33B Sande (east side), 1997-1115.

. Analytical Lab. ⇒					NIVA	NIVA	Σ(*)	NIVA	NIVA	NIVA
. Analysis Code. ⇒					340	340	!	340	340	340
____ Detection Limit ⇒					0.50	2.00	!	2.00	2.00	2.00
Samp/ Repl. no.	Sex F/M	Age year	Wght g	Lngt mm	HCHA ppb w.wt	HCHG ppb w.wt	HC_Σn ppb w.wt	HCB ppb w.wt	QCB ppb w.wt	OCS ppb w.wt
01/ 1	M	4.0	229.6	274.0	0.60	0.90	1.50	0.50	<0.50	<0.50
02/ 1	M	5.0	278.6	285.0	1.80	2.80	4.60	1.10	<0.50	<0.50
03/ 1	M	5.0	303.4	303.0	1.00	1.90	2.90	0.80	<0.50	<0.50
04/ 1	F	6.0	340.6	315.0	1.40	2.80	4.20	1.20	<0.50	<0.50
05/ 1	F	6.0	374.3	328.0	1.10	1.60	2.70	0.60	0.50	<0.50
Mean		5.2	305.3	301.0	1.18	2.00	3.18	0.84	<<0.50	<<0.50
Minim.		4.0	229.6	274.0	0.60	0.90	1.50	0.50	<0.50	<0.50
Maxim.		6.0	374.3	328.0	1.80	2.80	4.60	1.20	0.50	<0.50
St.dev		0.8	55.8	21.9	0.45	0.82	1.24	0.30	~0.00	~0.00
Count		5	5	5	5	5	5	5	5	5

Sample.No 01 : Bulk of NIVA nos.:1,2,3,4,5 Skin and/or oral cavity with caligiform and/or Lernaeopodiform copepods (1,4) Muscle with signs of inner bleeding (1,2, 3,5)
Sample.No 02 : Bulk of NIVA nos.:6,7,8,9,11 Muscle with signs of inner bleeding (6,9,10) Skin with red film and/or uneven pigmentations (7)
Sample.No 03 : Bulk of NIVA nos.:11,12,13,14,15 Muscle with signs of inner bleeding (11,12,13) Skin with ulceration, lyephocytic areas and/or lesions (13)
Sample.No 04 : Bulk of NIVA nos.:16,17,18,19,20 Skin and/or oral cavity with caligiform and/or Lernaeopodiform copepods (17,18) Muscle with signs of inner bleeding (16,20)
Sample.No 05 : Bulk of NIVA nos.:21,22,23 Skin and/or oral cavity with caligiform and/or Lernaeopodiform copepods (22)

Species : PLAT FLE, Platichthys flesus, GB: Flounder, N: Skrubbe.
Sample.area: J26 Oslofjorden, Tissue : LIVER.
Locality : 33B Sande (east side), Latitude: 59°31.70N, Longitude: 10°21.00E.
Catch,date : 1997-1215, Count: 25, Sample type: Bulked.

. Analytical Lab. ⇒						NIVA	NIVA	NIVA	NIVA	NIVA	NIVA	NIVA	NIVA	NIVA	NIVA	NIVA	NIVA	NIVA	NIVA	Σ(*)	Σ(*)	NIVA	NIVA	Σ(*)
. Analysis Code. ⇒						312	311	312	311	340	340	340	340	340	340	340	340	340	340	!	!	340	340	!
____ Detection Limit ⇒						0.050	0.010	0.040	1.00	3.00	3.00	3.00	3.00	3.00	3.00	3.00	3.00	3.00	3.00	!	!	4.00	3.00	!
Samp/ Repl. no.	Sex F/M	Age year	Wght g	Lngt mm	Mean Weight g	Dry %	Fat %	Cd ppm w.wt	Cu ppm w.wt	Pb ppm w.wt	Zn ppm w.wt	CB28 ppb w.wt	CB52 ppb w.wt	CB101 ppb w.wt	CB105 ppb w.wt	CB118 ppb w.wt	CB138 ppb w.wt	CB153 ppb w.wt	CB156 ppb w.wt	CB180 ppb w.wt	CB209 ppb w.wt	CB_Σ7 ppb w.wt	CB_ΣΣ ppb w.wt	DDEPP ppb w.wt	TDEPP ppb w.wt	DD_Σn ppb w.wt
01/ 1	M	5.0	231.2	276.0	3.6	20.80	3.42	0.101	18.500	<.040	43.80	3.50	1.60	1.60	1.60	3.00	4.30	4.50	<0.50	1.20	<0.50	19.7	<21.8	4.60	1.30	5.90
02/ 1	F	5.0	290.0	296.0	5.8	21.60	4.44	0.105	15.000	<.040	41.50	1.90	1.20	1.80	1.70	3.40	5.60	6.30	0.60	1.40	<0.50	21.6	<24.4	6.20	1.70	7.90
03/ 1	X	5.0	318.4	306.0	5.0	21.60	4.00	0.100	15.400	<.040	40.80	1.40	0.80	1.50	1.50	2.90	4.80	4.70	<0.50	1.20	<0.50	17.3	<19.3	5.80	1.40	7.20
04/ 1	F	6.0	365.0	313.0	8.8	23.70	7.04	0.136	12.500	0.050	39.50	1.20	1.00	2.70	2.30	4.70	8.00	9.30	0.80	2.40	<0.50	29.3	<32.9	9.70	3.10	12.80
05/ 1	M	5.6	379.6	327.0	8.9	27.70	10.10	0.212	15.700	<.040	46.00	1.50	1.10	3.90	2.80	6.10	12.10	14.70	1.30	3.20	<0.50	42.6	<47.2	11.20	4.40	15.60
Mean		5.3	316.8	303.6	6.4	23.08	5.80	0.131	15.420	<<.042	42.32	1.90	1.14	2.30	1.98	4.02	6.96	7.90	<<0.74	1.88	<<0.50	26.1	<<29.1	7.50	2.38	9.88
Minim.		5.0	231.2	276.0	3.6	20.80	3.42	0.100	12.500	<.040	39.50	1.20	0.80	1.50	1.50	2.90	4.30	4.50	<0.50	1.20	<0.50	17.3	<19.3	4.60	1.30	5.90
Maxim.		6.0	379.6	327.0	8.9	27.70	10.10	0.212	18.500	0.050	46.00	3.50	1.60	3.90	2.80	6.10	12.10	14.70	1.30	3.20	<0.50	42.6	<47.2	11.20	4.40	15.60
St.dev		0.5	59.8	19.1	2.4	2.80	2.77	0.048	2.137	~.004	2.58	0.93	0.30	1.01	0.55	1.37	3.21	4.26	~0.34	0.89	~0.00	10.3	~11.3	2.81	1.34	4.13
Count		5	5	5	5	5	5	5	5	5	5	5	5	5	5	5	5	5	5	5	5	5	5	5	5	5

Tab.width cont'd PLAT FLE, LI, J26, 33B Sande (east side), 1997-1215.

. Analytical Lab. ⇒					NIVA	NIVA	Σ(*)	NIVA	NIVA	NIVA
. Analysis Code. ⇒					340	340	!	340	340	340
____ Detection Limit ⇒					0.50	2.00	!	2.00	2.00	2.00
Samp/ Repl. no.	Sex F/M	Age year	Wght g	Lngt mm	HCHA ppb w.wt	HCHG ppb w.wt	HC_Σn ppb w.wt	HCB ppb w.wt	QCB ppb w.wt	OCS ppb w.wt
01/ 1	M	5.0	231.2	276.0	0.60	0.90	1.50	0.50	<0.50	<0.50
02/ 1	F	5.0	290.0	296.0	0.60	1.10	1.70	0.50	<0.50	<0.50
03/ 1	X	5.0	318.4	306.0	0.60	0.90	1.50	0.50	<0.50	<0.50
04/ 1	F	6.0	365.0	313.0	1.00	2.00	3.00	0.90	<0.50	<0.50
05/ 1	M	5.6	379.6	327.0	1.40	2.90	4.30	1.30	<0.50	<0.50
Mean		5.3	316.8	303.6	0.84	1.56	2.40	0.74	<<0.50	<<0.50
Minim.		5.0	231.2	276.0	0.60	0.90	1.50	0.50	<0.50	<0.50
Maxim.		6.0	379.6	327.0	1.40	2.90	4.30	1.30	<0.50	<0.50
St.dev		0.5	59.8	19.1	0.36	0.88	1.23	0.36	~0.00	~0.00
Count		5	5	5	5	5	5	5	5	5

Sample.No 01 : Bulk of NIVA nos.:1,2,3,4,5 Muscle with signs of inner bleeding (2) Skin with ulceration, lymphocytic areas and/or lesions (3)
Sample.No 02 : Bulk of NIVA nos.:6,7,8,9,10 Muscle with signs of inner bleeding (10)
Sample.No 03 : Bulk of NIVA nos.:11,12,13,14,15 Muscle with signs of inner bleeding (14,15)
Sample.No 04 : Bulk of NIVA nos.:16,17,18,19,20 Muscle with signs of inner bleeding (17)
Sample.No 05 : Bulk of NIVA nos.:21,22,23,24,25 Muscle with signs of inner bleeding (23,25)

343

Species : PLAT FLE, Platichthys flesus, GB: Flounder, N: Skrubbe.
Sample.area: J63 Sørfjorden, Tissue : LIVER.
Locality : 53B Inner Sørfjord, Latitude: 60°10.00N, Longitude: 06°34.00E.
Catch,date : 1993-0925, Count: 17, Sample type: Individual.

. Analytical Lab. ⇒						NIVA 312	NIVA 311	NIVA 312	NIVA 311	NIVA 340	NIVA 340	NIVA 340	NIVA 340	NIVA 340	NIVA 340	NIVA 340	NIVA 340	NIVA 340	NIVA 340	Σ(*) !	Σ(*) !	NIVA 340	NIVA 340	Σ(*) !
. Analysis Code. ⇒																								
Detection Limit ⇒						0.050	0.010	0.030	1.00	4.00	4.00	4.00	4.00	4.00	4.00	4.00	4.00	4.00	4.00	!	!	4.00	4.00	!
Samp/ Repl. no.	Sex F/M	Age year	Wght g	Lngt mm	Mean Weight g	Dry %	Fat %	Cd ppm w.wt	Cu ppm w.wt	Pb ppm w.wt	Zn ppm w.wt	CB28 ppb w.wt	CB52 ppb w.wt	CB101 ppb w.wt	CB105 ppb w.wt	CB118 ppb w.wt	CB138 ppb w.wt	CB153 ppb w.wt	CB156 ppb w.wt	CB180 ppb w.wt	CB209 ppb w.wt	CB Σ7 ppb w.wt	CB ΣΣ ppb w.wt	DDEPP ppb w.wt	TDEPP ppb w.wt	DD Σn ppb w.wt
04/ 1	F	5.0	636.9	380.0	20.0	40.20	25.55	2.410	24.200	0.470	53.50	4.00	4.00	19.00	5.00	15.00	27.00	43.00	3.00	13.00	<2.00	125.0	<135.0	156.00	23.00	179.00
05/ 1	F	5.0	1033.0	415.0	32.2	35.30	18.27	0.211	19.400	0.060	54.00	<2.00	<2.00	3.00	<2.00	3.00	4.00	6.00	<2.00	2.00	<2.00	<20.0	<20.0	7.00	2.00	9.00
Mean		5.0	835.0	397.5	26.1	37.75	21.91	1.311	21.800	0.265	53.75	<<3.00	<<3.00	11.00	<<3.50	9.00	15.50	24.50	<<2.50	7.50	<<2.00	<<72.5	<<77.5	81.50	12.50	94.00
Minim.		5.0	636.9	380.0	20.0	35.30	18.27	0.211	19.400	0.060	53.50	<2.00	<2.00	3.00	<2.00	3.00	4.00	6.00	<2.00	2.00	<2.00	<20.0	<20.0	7.00	2.00	9.00
Maxim.		5.0	1033.0	415.0	32.2	40.20	25.55	2.410	24.200	0.470	54.00	4.00	4.00	19.00	5.00	15.00	27.00	43.00	3.00	13.00	<2.00	125.0	<135.0	156.00	23.00	179.00
St.dev		0.0	280.1	24.7	8.6	3.46	5.15	1.555	3.394	0.290	0.35	1.41	1.41	11.31	2.12	8.49	16.26	26.16	0.71	7.78	~0.00	74.2	~81.3	105.36	14.85	120.21
Count		2	2	2	2	2	2	2	2	2	2	2	2	2	2	2	2	2	2	2	2	2	2	2	2	2

Tab.width cont'd PLAT FLE, LI, J63, 53B Inner Sørfjord, 1993-0925.

. Analytical Lab. ⇒					NIVA 340	NIVA 340	Σ(*) !	NIVA 340	NIVA 340	NIVA 340
. Analysis Code. ⇒										
Detection Limit ⇒					4.00	4.00	!	4.00	4.00	4.00
Samp/ Repl. no.	Sex F/M	Age year	Wght g	Lngt mm	HCHA ppb w.wt	HCHG ppb w.wt	HC Σn ppb w.wt	HCB ppb w.wt	QCB ppb w.wt	OCS ppb w.wt
04/ 1	F	5.0	636.9	380.0	<2.00	3.00	<5.00	<2.00	<2.00	<2.00
05/ 1	F	5.0	1033.0	415.0	<2.00	2.00	<4.00	<2.00	<2.00	<2.00
Mean		5.0	835.0	397.5	<<2.00	2.50	<<4.50	<<2.00	<<2.00	<<2.00
Minim.		5.0	636.9	380.0	<2.00	2.00	<4.00	<2.00	<2.00	<2.00
Maxim.		5.0	1033.0	415.0	<2.00	3.00	<5.00	<2.00	<2.00	<2.00
St.dev		0.0	280.1	24.7	~0.00	0.71	~0.71	~0.00	~0.00	~0.00
Count		2	2	2	2	2	2	2	2	2

Sample.No 04 : Fish no.16
Sample.No 05 : Fich no.17 Muscle with signs of inner bleeding

344

Species : PLAT FLE, Platichthys flesus, GB: Flounder, N: Skrubbe.
Sample.area: J63 Sørfjorden, Tissue : LIVER.
Locality : 53B Inner Sørfjord, Latitude: 60°10.00N, Longitude: 06°34.00E.
Catch,date : 1993-0925, Count: 17, Sample type: Bulked.

. Analytical Lab. ⇒						NIVA 312	NIVA 311	NIVA 312	NIVA 311	NIVA 340	NIVA 340	NIVA 340	NIVA 340	NIVA 340	NIVA 340	NIVA 340	NIVA 340	NIVA 340	NIVA 340	Σ(*) !	Σ(*) !	NIVA 340	NIVA 340	Σ(*) !
. Analysis Code. ⇒																								
Detection Limit ⇒						0.050	0.010	0.030	1.00	4.00	4.00	4.00	4.00	4.00	4.00	4.00	4.00	4.00	4.00	!	!	4.00	4.00	!
Samp/ Repl. no.	Sex F/M	Age year	Wght g	Lngt mm	Mean Weight g	Dry %	Fat %	Cd ppm w.wt	Cu ppm w.wt	Pb ppm w.wt	Zn ppm w.wt	CB28 ppb w.wt	CB52 ppb w.wt	CB101 ppb w.wt	CB105 ppb w.wt	CB118 ppb w.wt	CB138 ppb w.wt	CB153 ppb w.wt	CB156 ppb w.wt	CB180 ppb w.wt	CB209 ppb w.wt	CB Σ7 ppb w.wt	CB ΣΣ ppb w.wt	DDEPP ppb w.wt	TDEPP ppb w.wt	DD Σn ppb w.wt
01/ 1	X	5.0	313.3	288.0	4.9	32.90	16.22	0.789	17.200	0.560	51.90	16.00	16.00	31.00	11.00	27.00	31.00	38.00	4.00	12.00	<2.00	171.0	<188.0	41.00	9.00	50.00
02/ 1	X	4.0	449.1	323.0	10.0	30.80	14.86	0.301	13.200	0.040	42.00	<2.00	2.00	7.00	2.00	6.00	7.00	10.00	<2.00	3.00	<2.00	<37.0	<39.0	8.00	2.00	10.00
03/ 1	X	5.0	610.5	354.0	17.1	32.90	16.05	0.879	11.000	0.230	43.60	<2.00	<2.00	4.00	<2.00	3.00	6.00	10.00	<2.00	3.00	<2.00	<28.0	<28.0	46.00	9.00	55.00
Mean		4.7	457.6	321.7	10.7	32.20	15.71	0.656	13.800	0.277	45.83	<<6.67	<<6.67	14.00	<<5.00	12.00	14.67	19.33	<<2.67	6.00	<<2.00	<<78.7	<<85.0	31.67	6.67	38.33
Minim.		4.0	313.3	288.0	4.9	30.80	14.86	0.301	11.000	0.040	42.00	<2.00	<2.00	4.00	<2.00	3.00	6.00	10.00	<2.00	3.00	<2.00	<28.0	<28.0	8.00	2.00	10.00
Maxim.		5.0	610.5	354.0	17.1	32.90	16.22	0.879	17.200	0.560	51.90	16.00	16.00	31.00	11.00	27.00	31.00	38.00	4.00	12.00	<2.00	171.0	<188.0	46.00	9.00	55.00
St.dev		0.6	148.8	33.0	6.1	1.21	0.74	0.311	3.143	0.263	5.31	~8.08	8.08	14.80	5.20	13.08	14.15	16.17	~1.15	5.20	~0.00	~80.1	~89.4	20.65	4.04	24.66
Count		3	3	3	3	3	3	3	3	3	3	3	3	3	3	3	3	3	3	3	3	3	3	3	3	3

Tab.width cont'd **PLAT FLE, LI, J63, 53B Inner Sørfjord, 1993-0925.**

Samp/ Repl. no.	Sex F/M	Age year	Wght g	Lngt mm	HCHA ppb w.wt	HCHG ppb w.wt	HC_Σn ppb w.wt	HCB ppb w.wt	QCB ppb w.wt	OCS ppb w.wt
. Analytical Lab. ⇒					NIVA	NIVA	Σ(*)	NIVA	NIVA	NIVA
. Analysis Code. ⇒					340	340	!	340	340	340
____ Detection Limit ⇒					4.00	4.00	!	4.00	4.00	4.00
01/ 1	X	5.0	313.3	288.0	2.00	3.00	5.00	2.00	<2.00	<2.00
02/ 1	X	4.0	449.1	323.0	<2.00	2.00	<4.00	<2.00	<2.00	<2.00
03/ 1	X	5.0	610.5	354.0	<2.00	2.00	<4.00	<2.00	<2.00	<2.00
Mean		4.7	457.6	321.7	<<2.00	2.33	<<4.33	<<2.00	<<2.00	<<2.00
Minim.		4.0	313.3	288.0	<2.00	2.00	<4.00	<2.00	<2.00	<2.00
Maxim.		5.0	610.5	354.0	2.00	3.00	5.00	2.00	<2.00	<2.00
St.dev		0.6	148.8	33.0	~0.00	0.58	~0.58	~0.00	~0.00	~0.00
Count		3	3	3	3	3	3	3	3	3

Sample.No 01 : Bulk of NIVA nos.:1,2,3,4,5 uncertain age determinations Muscle with signs of inner bleeding
Sample.No 02 : Bulk of NIVA nos.:6,7,8,9,10 nos.6 uncertain age determinations Bacterial fin rot Muscle with signs of inner bleeding Signs of mechanical damage (e.g., net wounds)
Sample.No 03 : Bulk of nos.:11,12,13,14,15

Species : **PLAT FLE**, Platichthys flesus, GB: Flounder, N: Skrubbe.
Sample.area: **J63 Sørfjorden**, Tissue : **LIVER.**
Locality : **53B Inner Sørfjord**, Latitude: 60°10.00N, Longitude: 06°34.00E.
Catch,date : **1994-1000**, Count: 18, Sample type: **Bulked.**

Samp/ Repl. no.	Sex F/M	Age year	Wght g	Lngt mm	Mean Weight g	Dry %	Fat %	Cd ppm w.wt	Cu ppm w.wt	Pb ppm w.wt	Zn ppm w.wt	CB28 ppb w.wt	CB52 ppb w.wt	CB101 ppb w.wt	CB105 ppb w.wt	CB118 ppb w.wt	CB138 ppb w.wt	CB153 ppb w.wt	CB156 ppb w.wt	CB180 ppb w.wt	CB209 ppb w.wt	CB_Σ7 ppb w.wt	CB_ΣΣ ppb w.wt	DDEPP ppb w.wt	TDEPP ppb w.wt	DD_Σn ppb w.wt
. Analytical Lab. ⇒								NIVA	NIVA	NIVA	NIVA	NIVA	NIVA	NIVA	NIVA	NIVA	NIVA	NIVA	NIVA	NIVA	NIVA	Σ(*)	Σ(*)	NIVA	NIVA	Σ(*)
. Analysis Code. ⇒								312	311	312	311	340	340	340	340	340	340	340	340	340	340	!	!	340	340	!
____ Detection Limit ⇒								0.050	0.010	0.030	1.00	3.00	3.00	3.00	3.00	3.00	3.00	3.00	3.00	3.00	3.00	!	!	4.00	3.00	!
01/ 1	X	5.0	177.4	263.0	2.4	17.70	4.90	s.508	s3.700	s.550	s21.80	s1.00	s4.00	s16.00	s4.00	s12.00	s20.00	s27.00	s2.00	s9.00	s<1.00	s89.0	s<96.0	s31.00	s5.00	s36.00
02/ 1	X	6.0	286.4	298.0	5.6	32.00	19.90	s.369	s6.700	s.350	s28.30	s33.00	s93.00	s314.00	s72.00	s249.00	s364.00	s474.00	s43.00	s161.00	s<1.00	s1688.0	s<1804.0	s360.00	s50.00	s410.00
03/ 1	X	4.0	371.8	325.0	6.9	25.90	13.60	s.476	s7.000	s4.660	s26.00	s12.00	s25.00	s82.00	s19.00	s67.00	s99.00	s144.00	s12.00	s48.00	s<1.00	s477.0	s<509.0	s209.00	s22.00	s231.00
04/ 1	X	6.0	421.6	345.0	7.2	28.00	15.30	s1.013	s4.500	s.440	s26.50	s46.00	s165.00	s556.00	s151.00	s469.00	s538.00	s687.00	s72.00	s230.00	s<1.00	s2691.0	s<2915.0	s463.00	s47.00	s510.00
Mean		5.3	314.3	307.8	5.5	25.90	13.43	s.591	s5.475	s1.500	s25.65	s23.00	s71.75	s242.00	s61.50	s199.25	s255.25	s333.00	s32.25	s112.00	s<<1.00	s1236.3	s<<1331.0	s265.75	s31.00	s296.75
Minim.		4.0	177.4	263.0	2.4	17.70	4.90	s.369	s3.700	s.350	s21.80	s1.00	s4.00	s16.00	s4.00	s12.00	s20.00	s27.00	s2.00	s9.00	s<1.00	s89.0	s<96.0	s31.00	s5.00	s36.00
Maxim.		6.0	421.6	345.0	7.2	32.00	19.90	s1.013	s7.000	s4.660	s28.30	s46.00	s165.00	s556.00	s151.00	s469.00	s538.00	s687.00	s72.00	s230.00	s<1.00	s2691.0	s<2915.0	s463.00	s50.00	s510.00
St.dev		1.0	107.0	35.5	2.2	6.02	6.28	0.287	1.626	2.108	2.75	20.28	72.85	245.26	66.42	206.39	239.12	302.52	31.73	101.70	~0.00	1185.0	~1282.4	188.08	21.40	208.66
Count		4	4	4	4	4	4	4	4	4	4	4	4	4	4	4	4	4	4	4	4	4	4	4	4	4

s/q(175) ! Suspect value(s)

345

Tab.width cont'd **PLAT FLE, LI, J63, 53B Inner Sørfjord, 1994-1000.**

Samp/ Repl. no.	Sex F/M	Age year	Wght g	Lngt mm	HCHA ppb w.wt	HCHG ppb w.wt	HC_Σn ppb w.wt	HCB ppb w.wt	QCB ppb w.wt	OCS ppb w.wt
. Analytical Lab. ⇒					NIVA	NIVA	Σ(*)	NIVA	NIVA	NIVA
. Analysis Code. ⇒					340	340	!	340	340	340
Detection Limit ⇒					3.00	3.00	!	3.00	3.00	3.00
01/ 1	X	5.0	177.4	263.0	s<1.00	s1.00	s<2.00	s1.00	s<1.00	s<1.00
02/ 1	X	6.0	286.4	298.0	s8.00	s11.00	s19.00	s32.00	s<1.00	s1.00
03/ 1	X	4.0	371.8	325.0	s4.00	s6.00	s10.00	s13.00	s<1.00	s<1.00
04/ 1	X	6.0	421.6	345.0	s5.00	s7.00	s12.00	s30.00	s<1.00	s1.00
Mean		5.3	314.3	307.8	s<<4.50	s6.25	s<<10.75	s19.00	s<<1.00	s<<1.00
Minim.		4.0	177.4	263.0	s<1.00	s1.00	s<2.00	s1.00	s<1.00	s<1.00
Maxim.		6.0	421.6	345.0	s8.00	s11.00	s19.00	s32.00	s<1.00	s1.00
St.dev		1.0	107.0	35.5	~2.89	4.11	~6.99	14.72	~0.00	~0.00
Count		4	4	4	4	4	4	4	4	4

Sample.No 01 : Bulk of NIVA nos.:1,2,3
Sample.No 02 : Bulk of NIVA nos.:4,5,6,7,8 Muscle with signs of inner bleeding on fish 4
Sample.No 03 : Bulk of NIVA nos.:9,10,11,12,13 Muscle with signs of inner bleeding on fish 10
Sample.No 04 : Bulk of NIVA nos.:14,15,16,17,18 Muscle with signs of inner bleeding on fish 14,15,16,17,18

346

Species : **PLAT FLE**, Platichthys flesus, GB: Flounder, N: Skrubbe.
Sample.area: **J63 Sørfjorden**, Tissue : **LIVER.**
Locality : **53B Inner Sørfjord**, Latitude: 60°10.00N, Longitude: 06°34.00E.
Catch,date : **1995-1015**, Count: 18, Sample type: **Bulked.**

Samp/ Repl. no.	Sex F/M	Age year	Wght g	Lngt mm	Dry %	Fat %	Cd ppm w.wt	Cu ppm w.wt	Pb ppm w.wt	Zn ppm w.wt	CB28 ppb w.wt	CB52 ppb w.wt	CB101 ppb w.wt	CB105 ppb w.wt	CB118 ppb w.wt	CB138 ppb w.wt	CB153 ppb w.wt	CB156 ppb w.wt	CB180 ppb w.wt	CB209 ppb w.wt	CB_Σ7 ppb w.wt	CB_ΣΣ ppb w.wt	DDEPP ppb w.wt	TDEPP ppb w.wt	DD_Σn ppb w.wt	HCHA ppb w.wt
. Analytical Lab. ⇒							NIVA	NIVA	NIVA	NIVA	NIVA	NIVA	NIVA	NIVA	NIVA	NIVA	NIVA	NIVA	NIVA	NIVA	Σ(*)	Σ(*)	NIVA	NIVA	Σ(*)	NIVA
. Analysis Code. ⇒							312	311	312	311	340	340	340	340	340	340	340	340	340	340	!	!	340	340	!	340
Detection Limit ⇒							0.050	0.010	0.030	1.00	3.00	3.00	3.00	3.00	3.00	3.00	3.00	3.00	3.00	3.00	!	!	4.00	3.00	!	3.00
01/ 1	X	5.0	340.1	290.0	25.90	10.70	0.138	7.800	0.020	30.60	<1.00	1.00	1.00	1.00	1.00	2.00	4.00	<1.00	1.00	<1.00	<11.0	<12.0	4.00	<1.00	<5.00	1.00
02/ 1	X	6.0	373.0	310.0	28.90	14.30	0.132	8.800	0.020	34.80	1.00	1.00	2.00	1.00	3.00	4.00	7.00	1.00	2.00	<1.00	20.0	<23.0	8.00	1.00	9.00	1.00
03/ 1	X	5.0	414.2	328.0	30.20	15.70	0.119	10.000	0.030	36.80	1.00	2.00	3.00	1.00	3.00	5.00	9.00	1.00	3.00	<1.00	26.0	<29.0	8.00	1.00	9.00	1.00
04/ 1	F	5.0	577.5	373.0	27.80	12.30	0.161	5.600	0.030	39.10	3.00	5.00	23.00	5.00	18.00	41.00	55.00	5.00	17.00	<1.00	162.0	<173.0	24.00	4.00	28.00	1.00
Mean		5.3	426.2	325.3	28.20	13.25	0.138	8.050	0.025	35.33	<<1.50	2.25	7.25	2.00	6.25	13.00	18.75	<<2.00	5.75	<<1.00	<<54.8	<<59.3	11.00	<<1.75	<<12.75	1.00
Minim.		5.0	340.1	290.0	25.90	10.70	0.119	5.600	0.020	30.60	<1.00	1.00	1.00	1.00	1.00	2.00	4.00	<1.00	1.00	<1.00	<11.0	<12.0	4.00	<1.00	<5.00	1.00
Maxim.		6.0	577.5	373.0	30.20	15.70	0.161	10.000	0.030	39.10	3.00	5.00	23.00	5.00	18.00	41.00	55.00	5.00	17.00	<1.00	162.0	<173.0	24.00	4.00	28.00	1.00
St.dev		0.5	105.3	35.4	1.82	2.20	0.018	1.865	0.006	3.61	~1.00	1.89	10.53	2.00	7.89	18.71	24.25	~2.00	7.54	~0.00	~71.8	~76.2	8.87	~1.50	~10.34	0.00
Count		4	4	4	4	4	4	4	4	4	4	4	4	4	4	4	4	4	4	4	4	4	4	4	4	4

Tab.width cont'd PLAT FLE, LI, J63, 53B Inner Sørfjord, 1995-1015.

. Analytical Lab. =>				NIVA	Σ(*)	NIVA	NIVA	NIVA
. Analysis Code. =>				340	!	340	340	340
Detection Limit =>				3.00	!	3.00	3.00	3.00
Samp/ Repl. no.	Sex F/M	Age year	Wght g	Lngt mm	HCHG ppb w.wt	HC_Σn ppb w.wt	HCB ppb w.wt	QCB ppb w.wt	OCS ppb w.wt
01/ 1	X	5.0	340.1	290.0	1.00	2.00	1.00	<1.00	<1.00
02/ 1	X	6.0	373.0	310.0	2.00	3.00	2.00	<1.00	<1.00
03/ 1	X	5.0	414.2	328.0	2.00	3.00	1.00	<1.00	<1.00
04/ 1	F	5.0	577.5	373.0	1.00	2.00	1.00	<1.00	<1.00
Mean		5.3	426.2	325.3	1.50	2.50	1.25	<<1.00	<<1.00
Minim.		5.0	340.1	290.0	1.00	2.00	1.00	<1.00	<1.00
Maxim.		6.0	577.5	373.0	2.00	3.00	2.00	<1.00	<1.00
St.dev		0.5	105.3	35.4	0.58	0.58	0.50	~0.00	~0.00
Count		4	4	4	4	4	4	4	4

Sample.No 01 : Bulk of NIVA nos.: 1,2,3
Sample.No 02 : Bulk of NIVA nos.: 4,5,6,7,8 Muscle with signs of inner bleeding on fish 4,5,6,7,8
Sample.No 03 : Bulk of NIVA nos.: 9,10,11,12,13 Muscle with signs of inner bleeding on fish 9,10,11,12,13
Sample.No 04 : Bulk of NIVA nos.: 14,15,16,17,18 Muscle with signs of inner bleeding on fish 15,17,18

Species : PLAT FLE, Platichthys flesus, GB: Flounder, N: Skrubbe.
Sample.area: J63 Sørfjorden, Tissue : LIVER.
Locality : 53B Inner Sørfjord, Latitude: 60°07.30N, Longitude: 06°33.50E.
Catch,date : 1996-0811, Count: 25, Sample type: Bulked.
Comment : Tyssedal, 5-10m, fish traps

. Analytical Lab. =>						NIVA	NIVA	NIVA	NIVA	NIVA	NIVA	NIVA	NIVA	NIVA	NIVA	NIVA	NIVA	NIVA	NIVA	Σ(*)	Σ(*)	NIVA	NIVA	NIVA
. Analysis Code. =>						312	311	312	311	340	340	340	340	340	340	340	340	340	340	!	!	340	340	340
Detection Limit =>						0.050	0.010	0.030	1.00	3.00	3.00	3.00	3.00	3.00	3.00	3.00	3.00	3.00	3.00	!	!	4.00	0.05	3.00
Samp/ Repl. no.	Sex F/M	Age year	Wght g	Lngt mm	Mean Weight g	Dry %	Fat %	Cd ppm w.wt	Cu ppm w.wt	Pb ppm w.wt	Zn ppm w.wt	CB28 ppb w.wt	CB52 ppb w.wt	CB101 ppb w.wt	CB105 ppb w.wt	CB118 ppb w.wt	CB138 ppb w.wt	CB153 ppb w.wt	CB156 ppb w.wt	CB180 ppb w.wt	CB209 ppb w.wt	CB_Σ7 ppb w.wt	CB_ΣΣ ppb w.wt	DDEPP ppb w.wt	DDTPP ppb w.wt	TDEPP ppb w.wt
01/ 1	F	7.4	743.1	400.0	16.6	46.30	30.20	2.830	23.300	0.640	50.60	3.00	24.00	64.00	29.00	63.00	96.00	107.00	13.00	25.00	<1.00	382.0	<425.0	32.00	s19.00	6.00
02/ 1	M	5.4	288.4	311.0	4.1	22.60	6.10	3.430	10.900	0.450	34.30	1.00	2.00	8.00	3.00	9.00	16.00	21.00	2.00	7.00	<1.00	64.0	<70.0	15.00	3.00	2.00
03/ 1	X	5.4	349.9	325.0	19.2	34.00	16.30	2.530	8.810	0.560	44.10	4.00	13.00	52.00	14.00	39.00	55.00	70.00	9.00	23.00	<1.00	256.0	<280.0	29.00	<1.00	4.00
04/ 1	X	6.0	453.4	346.0	10.4	34.50	20.00	3.130	22.400	1.790	47.20	1.00	5.00	18.00	6.00	15.00	27.00	37.00	4.00	12.00	<1.00	115.0	<126.0	18.00	6.00	3.00
05/ 1	X	6.4	584.1	372.0	14.3	26.50	12.40	1.770	14.500	0.400	40.00	4.00	21.00	59.00	30.00	59.00	91.00	93.00	13.00	31.00	<1.00	358.0	<402.0	36.00	<1.00	6.00
Mean		6.1	483.8	350.8	12.9	32.78	17.00	2.738	15.982	0.768	43.24	2.60	13.00	40.20	16.40	37.00	57.00	65.60	8.20	19.60	<<1.00	235.0	<<260.6	26.00	<<2.75	4.20
Minim.		5.4	288.4	311.0	4.1	22.60	6.10	1.770	8.810	0.400	34.30	1.00	2.00	8.00	3.00	9.00	16.00	21.00	2.00	7.00	<1.00	64.0	<70.0	15.00	<1.00	2.00
Maxim.		7.4	743.1	400.0	19.2	46.30	30.20	3.430	23.300	1.790	50.60	4.00	24.00	64.00	30.00	63.00	96.00	107.00	13.00	31.00	<1.00	382.0	<425.0	36.00	6.00	6.00
St.dev		0.8	183.3	35.9	5.9	9.09	9.00	0.637	6.599	0.579	6.34	1.52	9.62	25.44	12.62	24.66	36.27	36.37	5.07	9.84	~0.00	142.1	~159.6	9.08	~2.36	1.79
Count		5	5	5	5	5	5	5	5	5	5	5	5	5	5	5	5	5	5	5	5	5	5	5	i4	5

s/q(2) ! Suspect value(s)
i (2) ! Suspect or ambiguous basis-value(s) ignored in statistics.

344

Tab.width cont'd **PLAT FLE, LI, J63, 53B Inner Sørfjord, 1996-0811.**

. Analytical Lab. =>				Σ(*)	NIVA	NIVA	Σ(*)	NIVA	NIVA	NIVA
. Analysis Code. =>				!	340	340	!	340	340	340
____ Detection Limit =>				!	3.00	3.00	!	3.00	3.00	3.00
Samp/ Repl. no.	Sex F/M	Age year	Wght g	Lngt mm	DD_Σn ppb w.wt	HCHA ppb w.wt	HCHG ppb w.wt	HC_Σn ppb w.wt	HCB ppb w.wt	QCB ppb w.wt	OCS ppb w.wt
01/ 1	F	7.4	743.1	400.0	≤57.00	1.00	3.00	4.00	3.00	2.00	<1.00
02/ 1	M	5.4	288.4	311.0	20.00	<1.00	1.00	<2.00	1.00	<1.00	<1.00
03/ 1	X	5.4	349.9	325.0	<34.00	1.00	2.00	3.00	4.00	2.00	<1.00
04/ 1	X	6.0	453.4	346.0	27.00	1.00	2.00	3.00	2.00	2.00	<1.00
05/ 1	X	6.4	584.1	372.0	<43.00	1.00	1.00	2.00	2.00	2.00	<1.00
Mean		6.1	483.8	350.8	<<31.00	<1.00	1.80	<2.80	2.40	<1.80	<<1.00
Minim.		5.4	288.4	311.0	20.00	<1.00	1.00	<2.00	1.00	<1.00	<1.00
Maxim.		7.4	743.1	400.0	<43.00	1.00	3.00	4.00	4.00	2.00	<1.00
St.dev		0.8	183.3	35.9	~9.83	~0.00	0.84	~0.84	1.14	~0.45	~0.00
Count		5	5	5	i4	5	5	5	5	5	5

Sample.No 01 : Bulk of NIVA nos.:1,2,3,4,5
Sample.No 02 : Bulk of NIVA nos.:6,7,8,9,10
Sample.No 03 : Bulk of NIVA nos.:11,12,13,14,15
Sample.No 04 : Bulk of NIVA nos.:16,17,18,19,20 Bacterial fin rot (18)
Sample.No 05 : Bulk of NIVA nos.:21,22,23,24,25 Bacterial fin rot (21,23)

348

Species : **PLAT FLE**, Platichthys flesus, GB: Flounder, N: Skrubbe.
Sample.area: **J63 Sørfjorden**, Tissue : **LIVER.**
Locality : **53B Inner Sørfjord**, Latitude: 60°05.00N, Longitude: 06°32.00E.
Catch,date : **1996-0812**, Count: 14, Sample type: **Bulked.**
Comment : Odda harbour, 5-10m, fish traps

. Analytical Lab. =>					NIVA	NIVA	NIVA	NIVA	NIVA	NIVA	NIVA	NIVA	NIVA	NIVA	NIVA	NIVA	NIVA	NIVA	NIVA	Σ(*)	Σ(*)	NIVA	NIVA	NIVA
. Analysis Code. =>					312	311	312	311	340	340	340	340	340	340	340	340	340	340	340	!	!	340	340	340
____ Detection Limit =>					0.050	0.010	0.030	1.00	3.00	3.00	3.00	3.00	3.00	3.00	3.00	3.00	3.00	3.00	3.00	!	!	4.00	0.05	3.00
Samp/ Repl. no.	Sex F/M	Age year	Wght g	Lngt mm	Mean Weight g	Dry %	Fat %	Cd ppm w.wt	Cu ppm w.wt	Pb ppm w.wt	Zn ppm w.wt	CB28 ppb w.wt	CB52 ppb w.wt	CB101 ppb w.wt	CB105 ppb w.wt	CB118 ppb w.wt	CB138 ppb w.wt	CB153 ppb w.wt	CB156 ppb w.wt	CB180 ppb w.wt	CB209 ppb w.wt	CB_Σ7 ppb w.wt	CB_ΣΣ ppb w.wt	DDEPP ppb w.wt	DDTPP ppb w.wt	TDEPP ppb w.wt
01/ 1	M	4.8	259.7	284.0	4.4	25.00	6.20	3.300	13.300	1.000	45.50	1.00	4.00	11.00	4.00	10.00	19.00	24.00	3.00	8.00	<1.00	77.0	<85.0	12.00	<1.00	2.00
02/ 1	X	5.4	361.5	314.0	7.5	31.70	14.10	1.630	17.100	0.410	40.10	1.00	2.00	10.00	3.00	7.00	22.00	34.00	3.00	11.00	<1.00	87.0	<94.0	24.00	4.00	4.00
03/ 1	F	6.0	495.9	353.0	11.8	28.80	15.40	2.100	11.400	0.460	40.50	1.00	4.00	16.00	5.00	12.00	32.00	44.00	4.00	13.00	<1.00	122.0	<132.0	13.00	≤3.00	3.00
Mean		5.4	372.4	317.0	7.9	28.50	11.90	2.343	13.933	0.623	42.03	1.00	3.33	12.33	4.00	9.67	24.33	34.00	3.33	10.67	<<1.00	95.3	<<103.7	16.33	<<2.50	3.00
Minim.		4.8	259.7	284.0	4.4	25.00	6.20	1.630	11.400	0.410	40.10	1.00	2.00	10.00	3.00	7.00	19.00	24.00	3.00	8.00	<1.00	77.0	<85.0	12.00	<1.00	2.00
Maxim.		6.0	495.9	353.0	11.8	31.70	15.40	3.300	17.100	1.000	45.50	1.00	4.00	16.00	5.00	12.00	32.00	44.00	4.00	13.00	<1.00	122.0	<132.0	24.00	4.00	4.00
St.dev		0.6	118.5	34.6	3.7	3.36	4.98	0.861	2.902	0.327	3.01	0.00	1.15	3.21	1.00	2.52	6.81	10.00	0.58	2.52	~0.00	23.6	~24.9	6.66	~2.12	1.00
Count		3	3	3	3	3	3	3	3	3	3	3	3	3	3	3	3	3	3	3	3	3	3	3	i2	3

s/q(2) ! Suspect value(s)
! (2) ! Suspect or ambiguous basis-value(s) ignored in statistics.

Tab.width cont'd **PLAT FLE, LI, J63, 53B Inner Sørfjord, 1996-0812.**

. Analytical Lab. ⇒				Σ(*)	NIVA	NIVA	Σ(*)	NIVA	NIVA	NIVA
. Analysis Code. ⇒				!	340	340	!	340	340	340
Detection Limit ⇒				!	3.00	3.00	!	3.00	3.00	3.00
Samp/ Repl. no.	Sex F/M	Age year	Wght g	Lngt mm	DD Σn ppb w.wt	HCHA ppb w.wt	HCHG ppb w.wt	HC Σn ppb w.wt	HCB ppb w.wt	QCB ppb w.wt	OCS ppb w.wt
01/ 1	M	4.8	259.7	284.0	<15.00	<1.00	1.00	<2.00	2.00	1.00	<1.00
02/ 1	X	5.4	361.5	314.0	32.00	1.00	2.00	3.00	2.00	1.00	<1.00
03/ 1	F	6.0	495.9	353.0	s19.00	1.00	2.00	3.00	2.00	1.00	<1.00
Mean		5.4	372.4	317.0	<<23.50	<<1.00	1.67	<<2.67	2.00	1.00	<<1.00
Minim.		4.8	259.7	284.0	<15.00	<1.00	1.00	<2.00	2.00	1.00	<1.00
Maxim.		6.0	495.9	353.0	32.00	1.00	2.00	3.00	2.00	1.00	<1.00
St.dev		0.6	118.5	34.6	~12.02	~0.00	0.58	~0.58	0.00	0.00	~0.00
Count		3	3	3	i2	3	3	3	3	3	3

Sample.No 01 : Bulk of NIVA nos.:1,2,3,4,5
Sample.No 02 : Bulk of NIVA nos.:6,7,8,9,10
Sample.No 03 : Bulk of NIVA nos.:11,12,13,14

Species : **PLAT FLE**, Platichthys flesus, GB: Flounder, N: Skrubbe.
Sample.area: **J63 Sørfjorden**, Tissue : **LIVER.**
Locality : **53B Inner Sørfjord**, Latitude: 60°08.00N, Longitude: 06°32.50E.
Catch,date : **1996-0820**, Count: 15, Sample type: **Bulked.**
Comment : Edna, 5-10m, fish traps

. Analytical Lab. ⇒						NIVA	NIVA	NIVA	NIVA	NIVA	NIVA	NIVA	NIVA	NIVA	NIVA	NIVA	NIVA	NIVA	NIVA	Σ(*)	Σ(*)	NIVA	NIVA	NIVA
. Analysis Code. ⇒						312	311	312	311	340	340	340	340	340	340	340	340	340	340	!	!	340	340	340
Detection Limit ⇒						0.050	0.010	0.030	1.00	3.00	3.00	3.00	3.00	3.00	3.00	3.00	3.00	3.00	3.00	!	!	4.00	0.05	3.00
Samp/ Repl. no.	Sex F/M	Age year	Wght g	Lngt mm	Mean Weight g	Dry %	Fat %	Cd ppm w.wt	Cu ppm w.wt	Pb ppm w.wt	Zn ppm w.wt	CB28 ppb w.wt	CB52 ppb w.wt	CB101 ppb w.wt	CB105 ppb w.wt	CB118 ppb w.wt	CB138 ppb w.wt	CB153 ppb w.wt	CB156 ppb w.wt	CB180 ppb w.wt	CB209 ppb w.wt	CB Σ7 ppb w.wt	CB ΣΣ ppb w.wt	DDEPP ppb w.wt	DDTPP ppb w.wt	TDEPP ppb w.wt
01/ 1	M	4.0	147.5	227.0	2.2	20.40	4.20	0.570	13.400	0.170	37.30	1.00	1.00	3.00	<1.00	1.00	3.00	4.00	<1.00	2.00	<1.00	15.0	<16.0	76.00	50.00	19.00
02/ 1	X	4.8	198.9	260.0	2.9	25.50	7.80	2.570	16.200	1.050	39.60	1.00	4.00	17.00	5.00	13.00	23.00	32.00	4.00	13.00	<1.00	103.0	<113.0	25.00	10.00	3.00
03/ 1	X	5.6	474.8	344.0	11.5	29.40	15.20	1.420	14.500	0.260	42.40	5.00	21.00	79.00	34.00	75.00	112.00	123.00	17.00	34.00	<1.00	449.0	<501.0	121.00	66.00	18.00
Mean		4.8	273.7	277.0	5.5	25.10	9.07	1.520	14.700	0.493	39.77	2.33	8.67	33.00	<<13.33	29.67	46.00	53.00	<<7.33	16.33	<<1.00	189.0	<<210.0	74.00	42.00	13.33
Minim.		4.0	147.5	227.0	2.2	20.40	4.20	0.570	13.400	0.170	37.30	1.00	1.00	3.00	<1.00	1.00	3.00	4.00	<1.00	2.00	<1.00	15.0	<16.0	25.00	10.00	3.00
Maxim.		5.6	474.8	344.0	11.5	29.40	15.20	2.570	16.200	1.050	42.40	5.00	21.00	79.00	34.00	75.00	112.00	123.00	17.00	34.00	<1.00	449.0	<501.0	121.00	66.00	19.00
St.dev		0.8	176.0	60.3	5.2	4.51	5.61	1.004	1.411	0.484	2.55	2.31	10.79	40.45	~18.01	39.72	58.03	62.22	~8.50	16.26	~0.00	229.4	~256.6	48.03	28.84	8.96
Count		3	3	3	3	3	3	3	3	3	3	3	3	3	3	3	3	3	3	3	3	3	3	3

Tab.width cont'd **PLAT FLE, LI, J63, 53B Inner Sørfjord, 1996-0820.**

. Analytical Lab. ⇒				Σ(*)	NIVA	NIVA	Σ(*)	NIVA	NIVA	NIVA
. Analysis Code. ⇒				!	340	340	!	340	340	340
Detection Limit ⇒				!	3.00	3.00	!	3.00	3.00	3.00
Samp/ Repl. no.	Sex F/M	Age year	Wght g	Lngt mm	DD Σn ppb w.wt	HCHA ppb w.wt	HCHG ppb w.wt	HC Σn ppb w.wt	HCB ppb w.wt	QCB ppb w.wt	OCS ppb w.wt
01/ 1	M	4.0	147.5	227.0	145.00	<1.00	<1.00	<1.00	<1.00	<1.00	<1.00
02/ 1	X	4.8	198.9	260.0	38.00	<1.00	1.00	<2.00	1.00	<1.00	<1.00
03/ 1	X	5.6	474.8	344.0	205.00	1.00	2.00	3.00	3.00	3.00	<1.00
Mean		4.8	273.7	277.0	129.33	<<1.00	<<1.33	<<2.00	<<1.67	<<1.67	<<1.00
Minim.		4.0	147.5	227.0	38.00	<1.00	<1.00	<1.00	<1.00	<1.00	<1.00
Maxim.		5.6	474.8	344.0	205.00	1.00	2.00	3.00	3.00	3.00	<1.00
St.dev		0.8	176.0	60.3	84.60	~0.00	~0.58	~1.00	~1.15	~1.15	~0.00
Count		3	3	3	3	3	3	3	3	3	3

Sample.No 01 : Bulk of NIVA nos.:1,2,3,4,5 Bacterial fin rot (2)
Sample.No 02 : Bulk of NIVA nos.:6,7,8,9,10 Bacterial fin rot (6)
Sample.No 03 : Bulk of NIVA nos.:11,12,13,14,15 Bacterial fin rot (11,12)

Species : PLAT FLE, Platichthys flesus, GB: Flounder, N: Skrubbe.
Sample.area: J63 Sørfjorden, Tissue : LIVER.
Locality : 53B Inner Sørfjord, Latitude: 60°07.30N, Longitude: 06°33.50E.
Catch,date : 1997-0817, Count: 25, Sample type: Bulked.
Comment : Tyssedal, 5-10m, fish traps

. Analytical Lab. ⇒																								
. Analysis Code. ⇒							NIVA 312	NIVA 311	NIVA 312	NIVA 311	NIVA 340	NIVA 340	NIVA 340	NIVA 340	NIVA 340	NIVA 340	NIVA 340	NIVA 340	NIVA 340	Σ(*) !	Σ(*) !	NIVA 340	NIVA 340	NIVA 340
Detection Limit ⇒							0.050	5.000	0.040	1.00	3.00	3.00	3.00	3.00	3.00	3.00	3.00	3.00	3.00	!	!	4.00	2.00	3.00
Samp/ Repl. no.	Sex F/M	Age year	Wght g	Lngt mm	Mean Weight g	Dry %	Fat %	Cd ppm w.wt	Cu ppm w.wt	Pb ppm w.wt	Zn ppm w.wt	CB28 ppb w.wt	CB52 ppb w.wt	CB101 ppb w.wt	CB105 ppb w.wt	CB118 ppb w.wt	CB138 ppb w.wt	CB153 ppb w.wt	CB156 ppb w.wt	CB180 ppb w.wt	CB209 ppb w.wt	CB_Σ7 ppb w.wt	CB_ΣΣ ppb w.wt	DDEPP ppb w.wt	DDTPP ppb w.wt	TDEPP ppb w.wt
01/ 1	M	5.6	433.4	317.0	10.2	35.00	19.86	0.786	9.600	0.400	31.20	4.00	5.00	8.00	4.00	8.00	24.00	28.00	3.00	12.00	<1.00	89.0	<97.0	35.00	42.00	21.00
02/ 1	M	6.0	488.2	342.0	14.6	38.60	25.00	0.445	8.200	0.310	25.30	1.00	3.00	11.00	5.00	12.00	34.00	39.00	4.00	13.00	<1.00	113.0	<123.0	51.00	43.00	31.00
03/ 1	F	6.0	472.4	348.0	11.1	38.50	24.63	0.574	6.500	0.200	24.40	2.00	<1.00	8.00	4.00	9.00	27.00	34.00	4.00	12.00	<1.00	<93.0	<101.0	36.00	36.00	14.00
04/ 1	F	6.0	541.9	361.0	10.7	29.00	14.73	2.370	9.800	0.450	27.30	3.00	<1.00	9.00	4.00	10.00	32.00	39.00	4.00	14.00	<1.00	<108.0	<116.0	71.00	47.00	24.00
05/ 1	F	7.0	766.0	397.0	16.5	35.70	21.16	1.490	10.800	0.480	31.90	8.00	4.00	32.00	14.00	29.00	51.00	52.00	6.00	15.00	<1.00	191.0	<212.0	53.00	54.00	23.00
Mean		6.1	540.4	353.0	12.6	35.36	21.08	1.133	8.980	0.368	28.02	3.60	<<2.80	13.60	6.20	13.60	33.60	38.40	4.20	13.20	<<1.00	<<118.8	<<129.8	49.20	44.40	22.60
Minim.		5.6	433.4	317.0	10.2	29.00	14.73	0.445	6.500	0.200	24.40	1.00	<1.00	8.00	4.00	8.00	24.00	28.00	3.00	12.00	<1.00	89.0	<97.0	35.00	36.00	14.00
Maxim.		7.0	766.0	397.0	16.5	38.60	25.00	2.370	10.800	0.480	31.90	8.00	5.00	32.00	14.00	29.00	51.00	52.00	6.00	15.00	<1.00	191.0	<212.0	71.00	54.00	31.00
St.dev		0.5	132.0	29.3	2.8	3.91	4.18	0.801	1.668	0.114	3.40	2.70	~1.79	10.36	4.38	8.73	10.50	8.85	1.10	1.30	~0.00	~41.6	~47.2	14.74	6.66	6.11
Count		5	5	5	5	5	5	5	5	5	5	5	5	5	5	5	5	5	5	5	5	5	5	5	5	5

Tab.width cont'd PLAT FLE, LI, J63, 53B Inner Sørfjord, 1997-0817.

. Analytical Lab. ⇒					Σ(*) !	NIVA 340	NIVA 340	Σ(*) !	NIVA 340	NIVA 340	NIVA 340
. Analysis Code. ⇒					!	0.50	2.00	!	2.00	2.00	2.00
Detection Limit ⇒					DD_Σn ppb w.wt	HCHA ppb w.wt	HCHG ppb w.wt	HC_Σn ppb w.wt	HCB ppb w.wt	QCB ppb w.wt	OCS ppb w.wt
Samp/ Repl. no.	Sex F/M	Age year	Wght g	Lngt mm							
01/ 1	M	5.6	433.4	317.0	98.00	2.00	3.00	5.00	4.00	3.00	<1.00
02/ 1	M	6.0	488.2	342.0	125.00	3.00	4.00	7.00	3.00	2.00	<1.00
03/ 1	F	6.0	472.4	348.0	86.00	3.00	3.00	6.00	5.00	2.00	<1.00
04/ 1	F	6.0	541.9	361.0	142.00	1.00	2.00	3.00	2.00	1.00	<1.00
05/ 1	F	7.0	766.0	397.0	130.00	3.00	3.00	6.00	3.00	2.00	<1.00
Mean		6.1	540.4	353.0	116.20	2.40	3.00	5.40	3.40	2.00	<<1.00
Minim.		5.6	433.4	317.0	86.00	1.00	2.00	3.00	2.00	1.00	<1.00
Maxim.		7.0	766.0	397.0	142.00	3.00	4.00	7.00	5.00	3.00	<1.00
St.dev		0.5	132.0	29.3	23.33	0.89	0.71	1.52	1.14	0.71	~0.00
Count		5	5	5	5	5	5	5	5	5	5

Sample.No 01 : Bulk of NIVA nos.:1,2,3,4,5 Bacterial fin rot (5)
Sample.No 02 : Bulk of NIVA nos.:6,7,8,9,10 Muscle with signs of inner bleeding (6+8+9)
Sample.No 03 : Bulk of NIVA nos.:11,12,13,14,15 Bacterial fin rot (13+15) Muscle with signs of inner bleeding (13+15)
Sample.No 04 : Bulk of NIVA nos.:16,17,18,19,20 Muscle with signs of inner bleeding (16+17+8+19+20)
Sample.No 05 : Bulk of NIVA nos.:21,22,23,24,25 Bacterial fin rot (23) Muscle with signs of inner bleeding (22)

Species : PLAT FLE, Platichthys flesus, GB: Flounder, N: Skrubbe.
Sample.area: J63 Sørfjorden, Tissue : LIVER.
Locality : 53B Inner Sørfjord, Latitude: 60°05.00N, Longitude: 06°32.00E.
Catch,date : 1997-0818, Count: 25, Sample type: Bulked.
Comment : Odda harbour, 5-10m, fish traps

. Analytical Lab. ⇒								NIVA	NIVA	NIVA	NIVA	NIVA	NIVA	NIVA	NIVA	NIVA	NIVA	NIVA	NIVA	Σ(*)	Σ(*)	NIVA	NIVA	NIVA
. Analysis Code. ⇒								312	311	312	311	340	340	340	340	340	340	340	340	!	!	340	340	340
____ Detection Limit ⇒							Mean	0.050	5.000	0.040	1.00	3.00	3.00	3.00	3.00	3.00	3.00	3.00	3.00	!	!	4.00	2.00	3.00
Samp/ Repl. no.	Sex F/M	Age year	Wght g	Lngt mm	Weight g	Dry %	Fat %	Cd ppm w.wt	Cu ppm w.wt	Pb ppm w.wt	Zn ppm w.wt	CB28 ppb w.wt	CB52 ppb w.wt	CB101 ppb w.wt	CB105 ppb w.wt	CB118 ppb w.wt	CB138 ppb w.wt	CB153 ppb w.wt	CB156 ppb w.wt	CB180 ppb w.wt	CB209 ppb w.wt	CB_Σ7 ppb w.wt	CB_ΣΣ ppb w.wt	DDEPP ppb w.wt	DDTPP ppb w.wt	TDEPP ppb w.wt
01/ 1	F	5.0	307.6	286.0	6.4	35.60	20.53	0.450	8.800	0.180	30.50	1.00	<1.00	7.00	3.00	6.00	18.00	22.00	3.00	8.00	<1.00	<63.0	<69.0	21.00	32.00	15.00
02/ 1	M	6.0	329.1	303.0	6.9	34.00	19.10	0.655	7.700	0.460	27.80	1.00	<1.00	16.00	5.00	12.00	36.00	45.00	4.00	15.00	<1.00	<126.0	<135.0	22.00	29.00	10.00
03/ 1	M	6.0	407.6	317.0	8.8	31.30	17.72	0.851	5.400	0.180	25.40	1.00	1.00	6.00	3.00	7.00	23.00	31.00	3.00	10.00	<1.00	79.0	<86.0	45.00	37.00	16.00
04/ 1	F	7.0	470.8	350.0	8.2	27.60	14.05	1.600	5.900	0.360	22.50	1.00	<1.00	7.00	3.00	6.00	23.00	31.00	3.00	12.00	<1.00	<81.0	<87.0	33.00	26.00	11.00
05/ 1	F	7.0	773.3	389.0	23.2	36.80	21.57	0.941	8.700	0.350	32.90	3.00	<1.00	7.00	3.00	7.00	23.00	30.00	3.00	10.00	<1.00	<81.0	<87.0	30.00	30.00	16.00
Mean		6.2	457.7	329.0	10.7	33.06	18.59	0.899	7.300	0.306	27.82	1.40	<<1.00	8.60	3.40	7.60	24.60	31.80	3.20	11.00	<<1.00	<<86.0	<<92.8	30.20	30.80	13.60
Minim.		5.0	307.6	286.0	6.4	27.60	14.05	0.450	5.400	0.180	22.50	1.00	<1.00	6.00	3.00	6.00	18.00	22.00	3.00	8.00	<1.00	<63.0	<69.0	21.00	26.00	10.00
Maxim.		7.0	773.3	389.0	23.2	36.80	21.57	1.600	8.800	0.460	32.90	3.00	<1.00	16.00	5.00	12.00	36.00	45.00	4.00	15.00	<1.00	<126.0	<135.0	45.00	37.00	16.00
St.dev		0.8	188.0	41.0	7.1	3.68	2.93	0.435	1.576	0.123	4.10	0.89	~0.00	4.16	0.89	2.51	6.73	8.29	0.45	2.65	~0.00	~23.6	~24.8	9.73	4.09	2.88
Count		5	5	5	5	5	5	5	5	5	5	5	5	5	5	5	5	5	5	5	5	5	5	5	5	5

Tab.width cont'd PLAT FLE, LI, J63, 53B Inner Sørfjord, 1997-0818.

. Analytical Lab. ⇒					Σ(*)	NIVA	NIVA	Σ(*)	NIVA	NIVA	NIVA
. Analysis Code. ⇒					!	340	340	!	340	340	340
____ Detection Limit ⇒					!	0.50	2.00	!	2.00	2.00	2.00
Samp/ Repl. no.	Sex F/M	Age year	Wght g	Lngt mm	DD_Σn ppb w.wt	HCHA ppb w.wt	HCHG ppb w.wt	HC_Σn ppb w.wt	HCB ppb w.wt	QCB ppb w.wt	OCS ppb w.wt
01/ 1	F	5.0	307.6	286.0	68.00	2.00	3.00	5.00	5.00	2.00	<1.00
02/ 1	M	6.0	329.1	303.0	61.00	2.00	3.00	5.00	2.00	2.00	<1.00
03/ 1	M	6.0	407.6	317.0	98.00	2.00	3.00	5.00	2.00	1.00	<1.00
04/ 1	F	7.0	470.8	350.0	70.00	1.00	2.00	3.00	1.00	1.00	<1.00
05/ 1	F	7.0	773.3	389.0	76.00	2.00	3.00	5.00	2.00	2.00	<1.00
Mean		6.2	457.7	329.0	74.60	1.80	2.80	4.60	2.40	1.60	<<1.00
Minim.		5.0	307.6	286.0	61.00	1.00	2.00	3.00	1.00	1.00	<1.00
Maxim.		7.0	773.3	389.0	98.00	2.00	3.00	5.00	5.00	2.00	<1.00
St.dev		0.8	188.0	41.0	14.14	0.45	0.45	0.89	1.52	0.55	~0.00
Count		5	5	5	5	5	5	5	5	5	5

Sample.No 01 : Bulk of NIVA nos.:1,2,3,4,5
LIVER : Bulk of NIVA nos.:1,2,3,4,5
Sample.No 02 : Bulk of NIVA nos.:6,7,8,9,10 Skin with metacercariae of cf. Cryptocotyle lingua (9) Bacterial fin rot (9) Muscle with signs of inner bleeding (7) Join
t monitoring Norwegian and Swedish investigation. (10)
LIVER : Bulk of NIVA nos.:6,7,8,9,10
Sample.No 03 : Bulk of NIVA nos.:11,12,13,14,15 Muscle with signs of inner bleeding (12+15)
LIVER : Bulk of NIVA nos.:11,12,13,14,15
Sample.No 04 : Bulk of NIVA nos.:16,17,18,19,20 Bacterial fin rot (19) Muscle with signs of inner bleeding (18+19)
LIVER : Bulk of NIVA nos.:16,17,18,19,20
Sample.No 05 : Bulk of NIVA nos.:21,22,23,24,25 Bacterial fin rot (23) Muscle with signs of inner bleeding (21+23+24+25)
LIVER : Bulk of NIVA nos.:21,22,23,24,25

Species : PLAT FLE, Platichthys flesus, GB: Flounder, N: Skrubbe.
Sample.area: J63 Sørfjorden, Tissue : LIVER.
Locality : 53B Inner Sørfjord, Latitude: 60°08.00N, Longitude: 06°32.50E.
Catch,date : 1997-1001, Count: 25, Sample type: Bulked.
Comment : Echa, 5-10m, fish traps

. Analytical Lab. ⇒							NIVA	NIVA	NIVA	NIVA	NIVA	NIVA	NIVA	NIVA	NIVA	NIVA	NIVA	NIVA	NIVA	Σ(*)	Σ(*)	NIVA	NIVA	NIVA
. Analysis Code. ⇒							312	311	312	311	340	340	340	340	340	340	340	340	340	!	!	340	340	340
____ Detection Limit ⇒							0.050	5.000	0.040	1.00	3.00	3.00	3.00	3.00	3.00	3.00	3.00	3.00	3.00	!	!	4.00	2.00	3.00
Samp/ Repl. no.	Sex F/M	Age year	Wght g	Lngt mm	Mean Weight g	Dry %	Fat %	Cd ppm w.wt	Cu ppm w.wt	Pb ppm w.wt	Zn ppm w.wt	CB28 ppb w.wt	CB52 ppb w.wt	CB101 ppb w.wt	CB105 ppb w.wt	CB118 ppb w.wt	CB138 ppb w.wt	CB153 ppb w.wt	CB156 ppb w.wt	CB180 ppb w.wt	CB209 ppb w.wt	CB_Σ7 ppb w.wt	CB_ΣΣ ppb w.wt	DDEPP ppb w.wt	DDTPP ppb w.wt	TDEPP ppb w.wt
01/ 1	M	5.0	238.9	262.0	4.0	22.50	8.62	0.485	5.200	0.330	22.00	3.00	5.00	27.00	8.00	18.00	48.00	64.00	5.00	23.00	<1.00	188.0	<202.0	107.00	61.00	38.00
02/ 1	F	7.0	342.9	313.0	5.4	30.80	16.70	1.100	8.600	0.250	23.40	3.00	8.00	24.00	13.00	30.00	37.00	36.00	5.00	10.00	<1.00	148.0	<167.0	389.00	280.00	179.00
03/ 1	F	6.0	431.1	342.0	8.5	29.60	14.90	1.270	8.000	0.560	27.10	3.00	9.00	63.00	37.00	81.00	89.00	78.00	10.00	16.00	<1.00	339.0	<387.0	45.00	43.00	14.00
04/ 1	M	6.0	493.0	366.0	10.0	27.60	14.86	1.660	9.600	0.340	26.70	1.00	5.00	30.00	14.00	39.00	57.00	59.00	7.00	12.00	<1.00	203.0	<225.0	58.00	40.00	19.00
05/ 1	F	8.0	655.0	383.0	20.0	38.50	26.00	0.892	8.400	0.550	28.20	1.00	1.00	17.00	7.00	16.00	51.00	63.00	6.00	24.00	<1.00	173.0	<187.0	57.00	56.00	22.00
Mean		6.4	432.2	333.2	9.6	29.80	16.22	1.081	7.960	0.406	25.48	2.20	5.60	32.20	15.80	36.80	56.40	60.00	6.60	17.00	<<1.00	210.2	<<233.6	131.20	96.00	54.40
Minim.		5.0	238.9	262.0	4.0	22.50	8.62	0.485	5.200	0.250	22.00	1.00	1.00	17.00	7.00	16.00	37.00	36.00	5.00	10.00	<1.00	148.0	<167.0	45.00	40.00	14.00
Maxim.		8.0	655.0	383.0	20.0	38.50	26.00	1.660	9.600	0.560	28.20	3.00	9.00	63.00	37.00	81.00	89.00	78.00	10.00	24.00	<1.00	339.0	<387.0	389.00	280.00	179.00
St.dev		1.1	157.1	47.7	6.3	5.81	6.27	0.437	1.652	0.140	2.64	1.10	3.13	17.88	12.24	26.41	19.62	15.22	2.07	6.32	~0.00	74.8	~88.3	146.07	103.23	70.23
Count		5	5	5	5	5	5	5	5	5	5	5	5	5	5	5	5	5	5	5	5	5	5	5	5	5

352

Tab.width cont'd PLAT FLE, LI, J63, 53B Inner Sørfjord, 1997-1001.

. Analytical Lab. ⇒					Σ(*)	NIVA	NIVA	Σ(*)	NIVA	NIVA	NIVA
. Analysis Code. ⇒					!	340	340	!	340	340	340
____ Detection Limit ⇒					!	0.50	2.00	!	2.00	2.00	2.00
Samp/ Repl. no.	Sex F/M	Age year	Wght g	Lngt mm	DD_Σn ppb w.wt	HCHA ppb w.wt	HCHG ppb w.wt	HC_Σn ppb w.wt	HCB ppb w.wt	QCB ppb w.wt	OCS ppb w.wt
01/ 1	M	5.0	238.9	262.0	206.00	3.00	4.00	7.00	9.00	3.00	<1.00
02/ 1	F	7.0	342.9	313.0	848.00	2.00	2.00	4.00	3.00	2.00	<1.00
03/ 1	F	6.0	431.1	342.0	102.00	1.00	2.00	3.00	2.00	1.00	<1.00
04/ 1	M	6.0	493.0	366.0	117.00	1.00	1.00	2.00	1.00	<1.00	<1.00
05/ 1	F	8.0	655.0	383.0	135.00	2.00	3.00	5.00	4.00	2.00	<1.00
Mean		6.4	432.2	333.2	281.60	1.80	2.40	4.20	3.80	<1.80	<<1.00
Minim.		5.0	238.9	262.0	102.00	1.00	1.00	2.00	1.00	<1.00	<1.00
Maxim.		8.0	655.0	383.0	848.00	3.00	4.00	7.00	9.00	3.00	<1.00
St.dev		1.1	157.1	47.7	319.13	0.84	1.14	1.92	3.11	~0.84	~0.00
Count		5	5	5	5	5	5	5	5	5	5

Sample.No 01 : Bulk of NIVA nos.:1,2,3,4,5 Bacterial fin rot (4+5) Muscle with signs of inner bleeding (3+4+5)
Sample.No 02 : Bulk of NIVA nos.:6,7,8,9,10 Muscle with signs of inner bleeding (6+7+10)
Sample.No 03 : Bulk of NIVA nos.:11,12,13,14,15 Bacterial fin rot (11+13) Muscle with signs of inner bleeding (13)
Sample.No 04 : Bulk of NIVA nos:16,17,18,19,20 Bacterial fin rot (16) Muscle with signs of inner bleeding (16+18+20)
Sample.No 05 : Bulk of NIVA nos.:21,22,23,24,25 Bacterial fin rot (22) Muscle with signs of inner bleeding (21+22+24+25)

Species : PLAT FLE, Platichthys flesus, GB: Flounder, N: Skrubbe.
Sample.area: J62 Hardangerfjorden, Tissue : LIVER.
Locality : 67B Strandebarm, Latitude: 60°13.10N, Longitude: 05°59.50E.
Catch,date : 1996-0817, Count: 15, Sample type: Bulked.

. Analytical Lab. ⇒							NIVA 312	NIVA 311	NIVA 312	NIVA 311	NIVA 340	NIVA 340	NIVA 340	NIVA 340	NIVA 340	NIVA 340	NIVA 340	NIVA 340	NIVA 340	Σ(*)	Σ(*)	NIVA 340	NIVA 340	NIVA 340
. Analysis Code. ⇒																								
____ Detection Limit ⇒							0.050	0.010	0.030	1.00	3.00	3.00	3.00	3.00	3.00	3.00	3.00	3.00	3.00	!	!	4.00	0.05	3.00
Samp/ Repl. no.	Sex F/M	Age year	Wght g	Lngt mm	Mean Weight g	Dry %	Fat %	Cd ppm w.wt	Cu ppm w.wt	Pb ppm w.wt	Zn ppm w.wt	CB28 ppb w.wt	CB52 ppb w.wt	CB101 ppb w.wt	CB105 ppb w.wt	CB118 ppb w.wt	CB138 ppb w.wt	CB153 ppb w.wt	CB156 ppb w.wt	CB180 ppb w.wt	CB209 ppb w.wt	CB Σ7 ppb w.wt	CB ΣΣ ppb w.wt	DDEPP ppb w.wt	DDTPP ppb w.wt	TDEPP ppb w.wt
01/ 1	X	4.8	420.4	336.0	7.8	34.00	19.40	2.470	15.400	0.350	36.80	1.00	2.00	6.00	2.00	7.00	14.00	20.00	2.00	7.00	<1.00	57.0	<62.0	27.00	3.00	3.00
02/ 1	X	4.2	205.2	255.0	3.3	27.70	11.20	2.480	7.860	0.180	31.90	1.00	3.00	9.00	3.00	8.00	17.00	23.00	3.00	9.00	<1.00	70.0	<77.0	16.00	s1.00	2.00
03/ 1	X	5.9	651.2	380.0	14.2	30.90	17.00	4.210	14.700	1.530	37.70	1.00	5.00	19.00	7.00	19.00	37.00	50.00	5.00	17.00	<1.00	148.0	<161.0	27.00	<1.00	3.00
Mean		5.0	425.6	323.7	8.4	30.87	15.87	3.053	12.653	0.687	35.47	1.00	3.33	11.33	4.00	11.33	22.67	31.00	3.33	11.00	<<1.00	91.7	<<100.0	23.33	<<2.00	2.67
Minim.		4.2	205.2	255.0	3.3	27.70	11.20	2.470	7.860	0.180	31.90	1.00	2.00	6.00	2.00	7.00	14.00	20.00	2.00	7.00	<1.00	57.0	<62.0	16.00	<1.00	2.00
Maxim.		5.9	651.2	380.0	14.2	34.00	19.40	4.210	15.400	1.530	37.70	1.00	5.00	19.00	7.00	19.00	37.00	50.00	5.00	17.00	<1.00	148.0	<161.0	27.00	3.00	3.00
St.dev		0.9	223.0	63.4	5.5	3.15	4.22	1.002	4.166	0.735	3.12	0.00	1.53	6.81	2.65	6.66	12.50	16.52	1.53	5.29	~0.00	49.2	~53.4	6.35	1.41	0.58
Count		3	3	3	3	3	3	3	3	3	3	3	3	3	3	3	3	3	3	3	3	3	3	3	i2	3

s/q(2) ! Suspect value(s)
i (2) ! Suspect or ambiguous basis-value(s) ignored in statistics.

Tab.width cont'd PLAT FLE, LI, J62, 67B Strandebarm, 1996-0817.

. Analytical Lab. ⇒				Σ(*)	NIVA 340	NIVA 340	Σ(*)	NIVA 340	NIVA 340	NIVA 340
. Analysis Code. ⇒				!			!			
____ Detection Limit ⇒				!	3.00	3.00	!	3.00	3.00	3.00
Samp/ Repl. no.	Sex F/M	Age year	Wght g	Lngt mm	DD Σn ppb w.wt	HCHA ppb w.wt	HCHG ppb w.wt	HC Σn ppb w.wt	HCB ppb w.wt	QCB ppb w.wt	OCS ppb w.wt
01/ 1	X	4.8	420.4	336.0	33.00	1.00	2.00	3.00	2.00	<1.00	<1.00
02/ 1	X	4.2	205.2	255.0	s19.00	<1.00	1.00	<2.00	13.00	1.00	<1.00
03/ 1	X	5.9	651.2	380.0	<31.00	1.00	2.00	3.00	3.00	1.00	<1.00
Mean		5.0	425.6	323.7	<<32.00	<<1.00	1.67	<<2.67	6.00	<<1.00	<<1.00
Minim.		4.2	205.2	255.0	<31.00	<1.00	1.00	<2.00	2.00	<1.00	<1.00
Maxim.		5.9	651.2	380.0	33.00	1.00	2.00	3.00	13.00	1.00	<1.00
St.dev		0.9	223.0	63.4	1.41	~0.00	0.58	~0.58	6.08	~0.00	~0.00
Count		3	3	3	i2	3	3	3	3	3	3

Sample.No 01 : Bulk of NIVA nos.:1,2,3,4,5 Bacterial fin rot (2)
Sample.No 02 : Bulk of NIVA nos.:6,7,8,9,10
Sample.No 03 : Bulk fo NIVA nos.:11,12,13,14,15

Species : PLAT FLE, Platichthys flesus, GB: Flounder, N: Skrubbe.
Sample.area: J99 Undefined, Tissue : LIVER.
Locality : 23B Karihavet area, Latitude: 59°55.00N, Longitude: 05°07.00E.
Catch,date : 1994-1000, Count: 1, Sample type: Individual.

. Analytical Lab. ⇒							NIVA 312	NIVA 311	NIVA 312	NIVA 311	NIVA 340	NIVA 340	NIVA 340	NIVA 340	NIVA 340	NIVA 340	NIVA 340	NIVA 340	NIVA 340	Σ(*)	Σ(*)	NIVA 340	NIVA 340	Σ(*)
. Analysis Code. ⇒																				!	!			!
____ Detection Limit ⇒							0.050	0.010	0.030	1.00	3.00	3.00	3.00	3.00	3.00	3.00	3.00	3.00	3.00	!	!	4.00	3.00	!
Samp/ Repl. no.	Sex F/M	Age year	Wght g	Lngt mm	Mean Weight g	Dry %	Fat %	Cd ppm w.wt	Cu ppm w.wt	Pb ppm w.wt	Zn ppm w.wt	CB28 ppb w.wt	CB52 ppb w.wt	CB101 ppb w.wt	CB105 ppb w.wt	CB118 ppb w.wt	CB138 ppb w.wt	CB153 ppb w.wt	CB156 ppb w.wt	CB180 ppb w.wt	CB209 ppb w.wt	CB Σ7 ppb w.wt	CB ΣΣ ppb w.wt	DDEPP ppb w.wt	TDEPP ppb w.wt	DD Σn ppb w.wt
01/ 1	F	7.0	725.8	410.0	17.0	30.20	15.20	0.174	3.100	0.080	46.50	2.00	3.00	4.00	1.00	5.00	6.00	12.00	1.00	4.00	<1.00	36.0	<39.0	9.00	<1.00	<10.00

353

Tab.width cont'd **PLAT FLE, LI, J99, 23B Karihavet area, 1994-1000.**

. Analytical Lab. ⇒					NIVA	NIVA	Σ(*)	NIVA	NIVA	NIVA
. Analysis Code. ⇒					340	340	!	340	340	340
____ Detection Limit ⇒					3.00	3.00	!	3.00	3.00	3.00
Samp/ Repl. no.	Sex F/M	Age year	Wght g	Lngt mm	HCHA ppb w.wt	HCHG ppb w.wt	HC_Σn ppb w.wt	HCB ppb w.wt	QCB ppb w.wt	OCS ppb w.wt
01/ 1	F	7.0	725.8	410.0	1.00	2.00	3.00	1.00	<1.00	<1.00

Species : **PLAT FLE**, Platichthys flesus, GB: Flounder, N: Skrubbe.
Sample.area: **J26 Oslofjorden**, Tissue : **MUSCLE.**
Locality : **33B Sande (east side)**, Latitude: 59°31.70N, Longitude: 10°21.00E.
Catch,date : **1993-1001**, Count: 25, Sample type: **Bulked.**

. Analytical Lab. ⇒							NIVA	NIVA	NIVA	NIVA	NIVA	NIVA	NIVA	NIVA	NIVA	NIVA	NIVA	Σ(*)	Σ(*)	NIVA	NIVA	Σ(*)	NIVA	NIVA	Σ(*)	NIVA
. Analysis Code. ⇒							310	341	341	341	341	341	341	341	341	341	341	!	!	341	341	!	341	341	!	341
____ Detection Limit ⇒							0.005	0.10	0.10	0.10	0.10	0.10	0.10	0.10	0.10	0.10	0.10	!	!	0.10	0.10	!	0.10	0.10	!	0.10
Samp/ Repl. no.	Sex F/M	Age year	Wght g	Lngt mm	Dry %	Fat %	Hg ppm w.wt	CB28 ppb w.wt	CB52 ppb w.wt	CB101 ppb w.wt	CB105 ppb w.wt	CB118 ppb w.wt	CB138 ppb w.wt	CB153 ppb w.wt	CB156 ppb w.wt	CB180 ppb w.wt	CB209 ppb w.wt	CB_Σ7 ppb w.wt	CB_ΣΣ ppb w.wt	DDEPP ppb w.wt	TDEPP ppb w.wt	DD_Σn ppb w.wt	HCHA ppb w.wt	HCHG ppb w.wt	HC_Σn ppb w.wt	HCB ppb w.wt
01/ 1	X	5.0	232.1	273.0	20.40	0.23	0.104	<0.10	0.10	0.10	0.10	0.20	0.20	0.20	<0.10	0.10	<0.10	<1.0	<1.1	0.20	0.10	0.30	<0.10	0.10	<0.20	0.10
02/ 1	X	5.0	255.4	284.0	19.10	0.20	0.081	<0.10	<0.10	<0.10	<0.10	0.20	0.20	0.30	<0.10	0.10	<0.10	<0.9	<0.9	0.20	<0.10	<0.30	<0.10	0.10	<0.20	<0.10
03/ 1	X	4.0	302.7	294.0	19.50	0.25	0.069	<0.10	<0.10	<0.10	<0.10	0.10	0.20	0.30	<0.10	<0.10	<0.10	<0.7	<0.7	0.20	<0.10	<0.30	<0.10	0.20	<0.30	<0.10
04/ 1	X	5.0	333.0	303.0	20.70	0.30	0.080	0.10	0.30	0.60	0.30	0.80	1.00	1.20	0.10	0.40	<0.10	4.4	<4.9	0.60	0.20	0.80	0.10	0.10	0.20	0.10
05/ 1	F	6.0	452.6	328.0	21.10	0.27	0.133	0.10	0.10	0.20	0.10	0.20	0.30	0.40	<0.10	0.10	<0.10	1.4	<1.6	0.40	0.20	0.60	0.10	0.10	0.20	0.10
Mean		5.0	315.2	296.4	20.16	0.25	0.093	<<0.10	<<0.14	<<0.22	<<0.14	0.30	0.38	0.48	<<0.10	<0.16	<<0.10	<<1.7	<<1.8	0.32	<<0.14	<<0.46	<<0.10	0.12	<<0.22	<<0.10
Minim.		4.0	232.1	273.0	19.10	0.20	0.069	<0.10	<0.10	<0.10	<0.10	0.10	0.20	0.20	<0.10	<0.10	<0.10	<0.7	<0.7	0.20	<0.10	<0.30	<0.10	0.10	<0.20	<0.10
Maxim.		6.0	452.6	328.0	21.10	0.30	0.133	0.10	0.30	0.60	0.30	0.80	1.00	1.20	<0.10	0.40	<0.10	4.4	<4.9	0.60	0.20	0.80	0.10	0.20	<0.30	0.10
St.dev		0.7	86.4	20.9	0.84	0.04	0.026	~0.00	~0.09	~0.22	~0.09	0.28	0.35	0.41	~0.00	~0.13	~0.00	~1.5	~1.7	0.18	~0.05	~0.23	~0.00	0.04	~0.04	~0.00
Count		5	5	5	5	5	5	5	5	5	5	5	5	5	5	5	5	5	5	5	5	5	5	5	5	5

354

Tab.width cont'd **PLAT FLE, MU, J26, 33B Sande (east side), 1993-1001.**

. Analytical Lab. ⇒					NIVA	NIVA
. Analysis Code. ⇒					341	341
____ Detection Limit ⇒					0.10	0.10
Samp/ Repl. no.	Sex F/M	Age year	Wght g	Lngt mm	QCB ppb w.wt	OCS ppb w.wt
01/ 1	X	5.0	232.1	273.0	<0.10	<0.10
02/ 1	X	5.0	255.4	284.0	<0.10	<0.10
03/ 1	X	4.0	302.7	294.0	<0.10	<0.10
04/ 1	X	5.0	333.0	303.0	<0.10	<0.10
05/ 1	F	6.0	452.6	328.0	<0.10	<0.10
Mean		5.0	315.2	296.4	<<0.10	<<0.10
Minim.		4.0	232.1	273.0	<0.10	<0.10
Maxim.		6.0	452.6	328.0	<0.10	<0.10
St.dev		0.7	86.4	20.9	~0.00	~0.00
Count		5	5	5	5	5

Sample.No 01 : Bulk of NIVA nos.:1,2,3,4,5
Sample.No 02 : Bulk of NIVA nos.:6,7,8,9,10
Sample.No 03 : Bulk of NIVA nos.:11,12,13,14,15
Sample.No 04 : Bulk of NIVA nos.:16,17,18,19,20 Muscle with signs of inner bleeding
Sample.No 05 : Bulk of NIVA nos.:21,22,23,24,25 Muscle with signs of inner bleeding

Species : PLAT FLE, Platichthys flesus, GB: Flounder, N: Skrubbe.
Sample.area: J26 Oslofjorden, Tissue : MUSCLE.
Locality : 33B Sande (east side), Latitude: 59°31.70N, Longitude: 10°21.00E.
Catch,date : 1994-1000, Count: 25, Sample type: Bulked.

. Analytical Lab. ⇒						NIVA	NIVA	NIVA	NIVA	NIVA	NIVA	NIVA	NIVA	NIVA	NIVA	NIVA	Σ(*)	Σ(*)	NIVA	NIVA	Σ(*)	NIVA	NIVA	Σ(*)	NIVA
. Analysis Code. ⇒						310	341	341	341	341	341	341	341	341	341	341	!	!	341	341	!	341	341	!	341
____ Detection Limit ⇒						0.005	0.05	0.05	0.05	0.05	0.05	0.05	0.05	0.05	0.05	0.05	!	!	0.10	0.05	!	0.05	0.05	!	0.05
Samp/ Repl. no.	Sex F/M	Age year	Wght g	Lngt mm	Dry %	Fat %	Hg ppm w.wt	CB28 ppb w.wt	CB52 ppb w.wt	CB101 ppb w.wt	CB105 ppb w.wt	CB118 ppb w.wt	CB138 ppb w.wt	CB153 ppb w.wt	CB156 ppb w.wt	CB180 ppb w.wt	CB209 ppb w.wt	CB_Σ7 ppb w.wt	CB_ΣΣ ppb w.wt	DDEPP ppb w.wt	TDEPP ppb w.wt	DD_Σn ppb w.wt	HCHA ppb w.wt	HCHG ppb w.wt	HC_Σn ppb w.wt	HCB ppb w.wt
01/ 1	X	3.0	197.8	249.0	22.20	0.10	0.065	0.04	0.05	0.07	0.04	0.09	0.11	0.14	<0.03	0.04	<0.03	0.5	<0.6	0.20	0.08	0.28	0.04	0.06	0.10	<0.03
02/ 1	X	5.0	218.0	263.0	20.60	0.09	0.074	0.08	0.05	0.05	0.03	0.08	0.10	0.12	<0.03	0.03	<0.03	0.5	<0.6	0.15	0.06	0.21	0.04	0.05	0.09	<0.03
03/ 1	X	5.0	231.7	269.0	22.80	0.07	0.067	0.03	0.03	0.04	0.03	0.05	0.06	0.08	<0.03	<0.03	<0.03	<0.3	<0.4	0.09	0.04	0.13	<0.03	0.04	<0.07	<0.03
04/ 1	F	5.0	292.7	286.0	22.60	0.07	0.079	<0.03	0.03	0.03	<0.03	0.05	0.06	0.07	<0.03	<0.03	<0.03	<0.3	<0.3	0.09	0.04	0.13	0.04	0.04	0.08	<0.03
05/ 1	X	6.0	352.9	307.0	21.90	0.13	0.098	0.07	0.07	0.10	0.06	0.14	0.15	0.19	0.03	0.04	<0.03	0.8	<0.9	0.30	0.12	0.42	0.05	0.08	0.13	0.03
Mean		4.8	258.6	274.8	22.02	0.09	0.077	<0.05	0.05	0.06	<0.04	0.08	0.10	0.12	<<0.03	<<0.03	<<0.03	<<0.5	<<0.5	0.17	0.07	0.23	<0.04	0.05	<0.09	<<0.03
Minim.		3.0	197.8	249.0	20.60	0.07	0.065	<0.03	0.03	0.03	<0.03	0.05	0.06	0.07	<0.03	<0.03	<0.03	<0.3	<0.3	0.09	0.04	0.13	<0.03	0.04	<0.07	<0.03
Maxim.		6.0	352.9	307.0	22.80	0.13	0.098	0.08	0.07	0.10	0.06	0.14	0.15	0.19	0.03	0.04	<0.03	0.8	<0.9	0.30	0.12	0.42	0.05	0.08	0.13	0.03
St.dev		1.1	63.5	22.4	0.87	0.02	0.013	~0.02	0.02	0.03	~0.01	0.04	0.04	0.05	~0.00	~0.01	~0.00	~0.2	~0.2	0.09	0.03	0.12	~0.01	0.02	~0.02	~0.00
Count		5	5	5	5	5	5	5	5	5	5	5	5	5	5	5	5	5	5	5	5	5	5	5	5	5

355

Tab.width cont'd PLAT FLE, MU, J26, 33B Sande (east side), 1994-1000.

. Analytical Lab. ⇒					NIVA	NIVA
. Analysis Code. ⇒					341	341
____ Detection Limit ⇒					0.05	0.05
Samp/ Repl. no.	Sex F/M	Age year	Wght g	Lngt mm	QCB ppb w.wt	OCS ppb w.wt
01/ 1	X	3.0	197.8	249.0	<0.03	<0.03
02/ 1	X	5.0	218.0	263.0	<0.03	<0.03
03/ 1	X	5.0	231.7	269.0	<0.03	<0.03
04/ 1	F	5.0	292.7	286.0	<0.03	<0.03
05/ 1	X	6.0	352.9	307.0	<0.03	<0.03
Mean		4.8	258.6	274.8	<<0.03	<<0.03
Minim.		3.0	197.8	249.0	<0.03	<0.03
Maxim.		6.0	352.9	307.0	<0.03	<0.03
St.dev		1.1	63.5	22.4	~0.00	~0.00
Count		5	5	5	5	5

Sample.No 01 : Bulk of NIVA nos.:1,2,3,4,5 Bacterial fin rot on fish 2,3,4
Sample.No 02 : Bulk of NIVA nos.:6,7,8,9,10 Bacterial fin rot on fish 7
Sample.No 03 : Bulk of NIVA nos.:11,12,13,14,15 Bacterial fin rot on fish 14
Sample.No 04 : Bulk of NIVA nos.:16,17,18,19,20
Sample.No 05 : Bulk of NIVA nos.:21,22,23,24,25 Muscle with signs of inner bleeding on fish 21,24,25

Species : PLAT FLE, Platichthys flesus, GB: Flounder, N: Skrubbe.
Sample.area: J26 Oslofjorden, Tissue : MUSCLE.
Locality : 33B Sande (east side), Latitude: 59°31.70N, Longitude: 10°21.00E.
Catch,date : 1995-1015, Count: 25, Sample type: Bulked.

. Analytical Lab. ⇒						NIVA	NIVA	NIVA	NIVA	NIVA	NIVA	NIVA	NIVA	NIVA	NIVA	NIVA	Σ(*)	Σ(*)	NIVA	NIVA	Σ(*)	NIVA	NIVA	Σ(*)	NIVA
. Analysis Code. ⇒						310	341	341	341	341	341	341	341	341	341	341	!	!	341	341	!	341	341	!	341
____ Detection Limit ⇒						0.005	0.05	0.05	0.05	0.05	0.05	0.05	0.05	0.05	0.05	0.05	!	!	0.10	0.05	!	0.05	0.05	!	0.05
Samp/ Repl. no.	Sex F/M	Age year	Wght g	Lngt mm	Dry %	Fat %	Hg ppm w.wt	CB28 ppb w.wt	CB52 ppb w.wt	CB101 ppb w.wt	CB105 ppb w.wt	CB118 ppb w.wt	CB138 ppb w.wt	CB153 ppb w.wt	CB156 ppb w.wt	CB180 ppb w.wt	CB209 ppb w.wt	CB_Σ7 ppb w.wt	CB_ΣΣ ppb w.wt	DDEPP ppb w.wt	TDEPP ppb w.wt	DD_Σn ppb w.wt	HCHA ppb w.wt	HCHG ppb w.wt	HC_Σn ppb w.wt	HCB ppb w.wt
01/ 1	X	4.0	211.7	258.0	18.70	0.07	0.055	0.08	0.10	0.05	0.05	0.10	0.11	0.14	<0.03	0.04	<0.03	0.6	<0.7	0.14	0.03	0.17	<0.03	0.06	<0.09	<0.03
02/ 1	X	4.0	246.1	273.0	23.30	0.15	0.051	0.20	0.12	0.07	0.06	0.12	0.11	0.15	<0.03	0.04	<0.03	0.8	<0.9	0.16	0.04	0.20	0.03	0.13	0.16	<0.03
03/ 1	X	5.0	286.2	285.0	19.10	0.16	0.065	0.42	0.20	0.12	0.09	0.18	0.17	0.22	<0.03	0.06	<0.03	1.4	<1.5	0.25	0.03	0.28	<0.03	0.15	<0.18	<0.03
04/ 1	X	6.0	324.8	295.0	22.00	0.58	0.051	0.76	0.31	0.29	0.21	0.48	0.43	0.59	0.05	0.17	<0.03	3.0	<3.3	0.58	0.12	0.70	0.03	miss	0.03	0.05
05/ 1	X	6.0	346.5	310.0	21.70	0.31	0.047	1.20	0.46	0.24	0.17	0.34	0.30	0.39	0.04	0.10	<0.03	3.0	<3.3	0.37	0.04	0.41	0.03	miss	0.03	0.03
Mean		5.0	283.1	284.2	20.96	0.25	0.054	0.53	0.24	0.15	0.12	0.24	0.22	0.30	<<0.04	0.08	<<0.03	1.8	<<1.9	0.30	0.05	0.35	<<0.03	0.11	<<0.10	<<0.03
Minim.		4.0	211.7	258.0	18.70	0.07	0.047	0.08	0.10	0.05	0.05	0.10	0.11	0.14	<0.03	0.04	<0.03	0.6	<0.7	0.14	0.03	0.17	<0.03	0.06	0.03	<0.03
Maxim.		6.0	346.5	310.0	23.30	0.58	0.065	1.20	0.46	0.29	0.21	0.48	0.43	0.59	0.05	0.17	<0.03	3.0	<3.3	0.58	0.12	0.70	0.03	0.15	<0.18	0.05
St.dev		1.0	55.3	20.0	1.98	0.20	0.007	0.45	0.15	0.11	0.07	0.16	0.14	0.19	~0.01	0.05	~0.00	1.2	~1.3	0.18	0.04	0.22	~0.00	0.05	~0.07	~0.01
Count		5	5	5	5	5	5	5	5	5	5	5	5	5	5	5	5	5	5	5	5	5	5	3	5	5

miss(2) ! Missing value.

356

Tab.width cont'd PLAT FLE, MU, J26, 33B Sande (east side), 1995-1015.

. Analytical Lab. ⇒					NIVA	NIVA
. Analysis Code. ⇒					341	341
____ Detection Limit ⇒					0.05	0.05
Samp/ Repl. no.	Sex F/M	Age year	Wght g	Lngt mm	QCB ppb w.wt	OCS ppb w.wt
01/ 1	X	4.0	211.7	258.0	<0.03	<0.03
02/ 1	X	4.0	246.1	273.0	<0.03	<0.03
03/ 1	X	5.0	286.2	285.0	<0.03	<0.03
04/ 1	X	6.0	324.8	295.0	<0.03	<0.03
05/ 1	X	6.0	346.5	310.0	<0.03	<0.03
Mean		5.0	283.1	284.2	<<0.03	<<0.03
Minim.		4.0	211.7	258.0	<0.03	<0.03
Maxim.		6.0	346.5	310.0	<0.03	<0.03
St.dev		1.0	55.3	20.0	~0.00	~0.00
Count		5	5	5	5	5

Sample.No 01 : Bulk of NIVA nos.:1,2,3,4,5 Muscle with signs of inner bleeding on fish 1,2,3,4 Bacterial fin rot on fish 4
Sample.No 02 : Bulk of NIVA nos.:6,7,8,9,10 Muscle with signs of inner bleeding on fish 8
Sample.No 03 : Bulk of NIVA nos.: 11,12,13,14,15
Sample.No 04 : Bulk ofNIVA nos.: 16,17,18,19,20 Muscle with signs of inner bleeding on fish 16,17,19,20 Liver with signs of bleeding on fish 18
Sample.No 05 : Bulk of NIVA nos.: 21,22,23,24,25 Bacterial fin rot on fish 21 Muscle with signs of inner bleeding on fish 21,22,24,25

Species : PLAT FLE, Platichthys flesus, GB: Flounder, N: Skrubbe.
Sample.area: J26 Oslofjorden, Tissue : MUSCLE.
Locality : 33B Sande (east side), Latitude: 59°31.70N, Longitude: 10°21.00E.
Catch,date : 1996-1001, Count: 25, Sample type: Bulked.

. Analytical Lab. =>							NIVA	NIVA	NIVA	NIVA	NIVA	NIVA	NIVA	NIVA	NIVA	NIVA	NIVA	Σ(*)	Σ(*)	NIVA	NIVA	Σ(*)	NIVA	NIVA	Σ(*)
. Analysis Code. =>							310	341	341	341	341	341	341	341	341	341	341	!	!	341	341	!	341	341	!
____ Detection Limit =>							0.005	0.05	0.05	0.05	0.05	0.05	0.05	0.05	0.05	0.05	0.05	!	!	0.10	0.05	!	0.05	0.05	!
Samp/ Repl. no.	Sex F/M	Age year	Wght g	Lngt mm	Mean Weight g	Dry %	Fat %	Hg ppm w.wt	CB28 ppb w.wt	CB52 ppb w.wt	CB101 ppb w.wt	CB105 ppb w.wt	CB118 ppb w.wt	CB138 ppb w.wt	CB153 ppb w.wt	CB156 ppb w.wt	CB180 ppb w.wt	CB209 ppb w.wt	CB_Σ7 ppb w.wt	CB_ΣΣ ppb w.wt	DDEPP ppb w.wt	TDEPP ppb w.wt	DD_Σn ppb w.wt	HCHA ppb w.wt	HCHG ppb w.wt	HC_Σn ppb w.wt
01/ 1	M	4.0	203.4	265.0	14.0	20.10	0.19	0.038	0.20	0.10	0.07	0.07	0.13	0.14	0.17	<0.03	0.04	<0.03	0.9	<1.0	0.20	0.06	0.26	<0.03	0.06	<0.09
02/ 1	X	4.0	255.4	286.0	14.0	20.50	0.23	0.054	0.21	0.11	0.09	0.07	0.13	0.13	0.16	<0.03	0.04	<0.03	0.9	<1.0	0.17	0.05	0.22	0.03	0.09	0.12
03/ 1	X	5.0	292.6	298.0	15.0	19.70	0.22	0.057	0.12	0.09	0.09	0.06	0.12	0.13	0.17	<0.03	0.03	<0.03	0.8	<0.8	0.22	0.08	0.30	0.03	0.10	0.13
04/ 1	X	5.0	339.8	309.0	15.0	20.20	0.19	0.059	0.12	0.07	0.07	0.07	0.13	0.14	0.17	<0.03	0.04	<0.03	0.7	<0.8	0.21	0.06	0.27	0.03	0.11	0.14
05/ 1	X	5.0	398.4	323.0	15.0	20.50	0.40	0.088	0.36	0.15	0.14	0.09	0.18	0.19	0.25	<0.03	0.05	<0.03	1.3	<1.4	0.32	0.08	0.40	0.04	0.15	0.19
Mean	.	4.6	297.9	296.2	14.6	20.20	0.25	0.059	0.20	0.10	0.09	0.07	0.14	0.15	0.18	<<0.03	0.04	<<0.03	0.9	<<1.0	0.22	0.07	0.29	<0.03	0.10	<0.13
Minim.		4.0	203.4	265.0	14.0	19.70	0.19	0.038	0.12	0.07	0.07	0.06	0.12	0.13	0.16	<0.03	0.03	<0.03	0.7	<0.8	0.17	0.05	0.22	<0.03	0.06	<0.09
Maxim.		5.0	398.4	323.0	15.0	20.50	0.40	0.088	0.36	0.15	0.14	0.09	0.18	0.19	0.25	<0.03	0.05	<0.03	1.3	<1.4	0.32	0.08	0.40	0.04	0.15	0.19
St.dev		0.5	75.2	22.2	0.5	0.33	0.09	0.018	0.10	0.03	0.03	0.01	0.02	0.03	0.04	~0.00	0.01	~0.00	0.2	~0.2	0.06	0.01	0.07	~0.00	0.03	~0.04
Count		5	5	5	5	5	5	5	5	5	5	5	5	5	5	5	5	5	5	5	5	5	5	5	5	5

Tab.width cont'd PLAT FLE, MU, J26, 33B Sande (east side), 1996-1001.

. Analytical Lab. =>				NIVA	NIVA	NIVA
. Analysis Code. =>				341	341	341
____ Detection Limit =>				0.05	0.05	0.05
Samp/ Repl. no.	Sex F/M	Age year	Wght g	Lngt mm	HCB ppb w.wt	QCB ppb w.wt	OCS ppb w.wt
01/ 1	M	4.0	203.4	265.0	<0.03	<0.03	<0.03
02/ 1	X	4.0	255.4	286.0	<0.03	<0.03	<0.03
03/ 1	X	5.0	292.6	298.0	<0.03	<0.03	<0.03
04/ 1	X	5.0	339.8	309.0	<0.03	<0.03	<0.03
05/ 1	X	5.0	398.4	323.0	<0.03	<0.03	<0.03
Mean		4.6	297.9	296.2	<<0.03	<<0.03	<<0.03
Minim.		4.0	203.4	265.0	<0.03	<0.03	<0.03
Maxim.		5.0	398.4	323.0	<0.03	<0.03	<0.03
St.dev		0.5	75.2	22.2	~0.00	~0.00	~0.00
Count		5	5	5	5	5	5

Sample.No 01 : Bulk of NIVA nos.:1,2,3,4,5 Muscle with signs of inner bleeding (3, 4)
Sample.No 02 : Bulk of NIVA nos.:6,7,8,9,10 Muscle with signs of inner bleeding (6,7,8,9,10)
Sample.No 03 : Bulk of NIVA nos.:11,12,13,14,15 Muscle with signs of inner bleeding (11,12,13,14,15)
Sample.No 04 : Bulk of NIVA nos.:16,17,18,19,20 Muscle with signs of inner bleeding (16,17,18,19,20)
Sample.No 05 : Bulk of NIVA nos.: 21,22,23,24,25 Muscle with signs of inner bleeding (21,22,23,24,25)

357

Species : PLAT FLE, Platichthys flesus, GB: Flounder, N: Skrubbe.
Sample.area: J26 Oslofjorden, Tissue : MUSCLE.
Locality : 33B Sande (east side), Latitude: 59°31.70N, Longitude: 10°21.00E.
Catch,date : 1996-1101, Count: 25, Sample type: Bulked.
Comment : Local variation?

. Analytical Lab. ⇒							NIVA	NIVA	NIVA	NIVA	NIVA	NIVA	NIVA	NIVA	NIVA	NIVA	NIVA	Σ(*)	Σ(*)	NIVA	NIVA	Σ(*)	NIVA	NIVA	Σ(*)
. Analysis Code. ⇒							310	341	341	341	341	341	341	341	341	341	341	!	!	341	341	!	341	341	!
____ Detection Limit ⇒							0.005	0.05	0.05	0.05	0.05	0.05	0.05	0.05	0.05	0.05	0.05	!	!	0.10	0.05	!	0.05	0.05	!
Samp/ Repl. no.	Sex F/M	Age year	Wght g	Lngt mm	Mean Weight g	Dry %	Fat %	Hg ppm w.wt	CB28 ppb w.wt	CB52 ppb w.wt	CB101 ppb w.wt	CB105 ppb w.wt	CB118 ppb w.wt	CB138 ppb w.wt	CB153 ppb w.wt	CB156 ppb w.wt	CB180 ppb w.wt	CB209 ppb w.wt	CB_Σ7 ppb w.wt	CB_ΣΣ ppb w.wt	DDEPP ppb w.wt	TDEPP ppb w.wt	DD_Σn ppb w.wt	HCHA ppb w.wt	HCHG ppb w.wt	HC_Σn ppb w.wt
01/ 1	F	4.0	247.2	273.0	15.0	19.90	0.35	0.034	0.16	0.12	0.14	0.11	0.22	0.27	0.34	0.03	0.07	<0.03	1.3	<1.5	0.51	0.11	0.62	0.04	0.09	0.13
02/ 1	X	5.0	303.6	294.0	15.0	20.20	0.45	0.053	0.29	0.15	0.13	0.10	0.20	0.23	0.30	0.03	0.07	<0.03	1.4	<1.5	0.35	0.09	0.44	0.04	0.11	0.15
03/ 1	X	5.0	314.4	298.0	15.0	21.10	0.39	0.047	0.47	0.25	0.22	0.16	0.32	0.32	0.41	0.03	0.09	<0.03	2.1	<2.3	0.54	0.15	0.69	0.05	0.19	0.24
04/ 1	X	5.0	333.6	312.0	20.0	21.50	0.41	0.060	0.41	0.20	0.18	0.12	0.23	0.26	0.34	0.03	0.08	<0.03	1.7	<1.9	0.43	0.11	0.54	0.05	0.16	0.21
05/ 1	X	5.0	371.8	328.0	20.0	21.50	0.51	0.052	0.53	0.20	0.20	0.17	0.34	0.39	0.49	0.04	0.13	<0.03	2.3	<2.5	0.66	0.22	0.88	0.05	0.20	0.25
Mean		4.8	314.1	301.0	17.0	20.84	0.42	0.049	0.37	0.18	0.17	0.13	0.26	0.29	0.38	0.03	0.09	<<0.03	1.8	<<1.9	0.50	0.14	0.63	0.05	0.15	0.20
Minim.		4.0	247.2	273.0	15.0	19.90	0.35	0.034	0.16	0.12	0.13	0.10	0.20	0.23	0.30	0.03	0.07	<0.03	1.3	<1.5	0.35	0.09	0.44	0.04	0.09	0.13
Maxim.		5.0	371.8	328.0	20.0	21.50	0.51	0.060	0.53	0.25	0.22	0.17	0.34	0.39	0.49	0.04	0.13	<0.03	2.3	<2.5	0.66	0.22	0.88	0.05	0.20	0.25
St.dev		0.4	45.5	20.6	2.7	0.75	0.06	0.010	0.15	0.05	0.04	0.03	0.06	0.06	0.08	0.00	0.02	~0.00	0.4	~0.5	0.12	0.05	0.17	0.01	0.05	0.05
Count		5	5	5	5	5	5	5	5	5	5	5	5	5	5	5	5	5	5	5	5	5	5	5	5	5

358

Tab.width cont'd PLAT FLE, MU, J26, 33B Sande (east side), 1996-1101.

. Analytical Lab. ⇒				NIVA	NIVA	NIVA
. Analysis Code. ⇒				341	341	341
____ Detection Limit ⇒				0.05	0.05	0.05
Samp/ Repl. no.	Sex F/M	Age year	Wght g	Lngt mm	HCB ppb w.wt	QCB ppb w.wt	OCS ppb w.wt
01/ 1	F	4.0	247.2	273.0	0.03	<0.03	<0.03
02/ 1	X	5.0	303.6	294.0	0.03	<0.03	<0.03
03/ 1	X	5.0	314.4	298.0	0.04	<0.03	<0.03
04/ 1	X	5.0	333.6	312.0	0.03	<0.03	<0.03
05/ 1	X	5.0	371.8	328.0	0.05	<0.03	<0.03
Mean		4.8	314.1	301.0	0.04	<<0.03	<<0.03
Minim.		4.0	247.2	273.0	0.03	<0.03	<0.03
Maxim.		5.0	371.8	328.0	0.05	<0.03	<0.03
St.dev		0.4	45.5	20.6	0.01	~0.00	~0.00
Count		5	5	5	5	5	5

Sample.No 01 : Bulk of NIVA nos.:1,2,3,4,5 Muscle with signs of inner bleeding (1,2,3,4,5)
Sample.No 02 : Bulk of NIVA nos.:6,7,8,9,10 Muscle with signs of inner bleeding (6,7,8,9,10)
Sample.No 03 : Bulk of NIVA nos.:11,12,13,14,15 Muscle with signs of inner bleeding 11,12,13,14,15) Skin with metacercariae of cf. Cryptocotyle lingua (14)
Sample.No 04 : Bulk of NIVA nos.:16,17,18,19,20 Muscle with signs of inner bleeding (16,18,19,20)
Sample.No 05 : Bulk of NIVA nos.:21,22,23,24,25 Muscle with signs of inner bleeding (21,24,25)

Species : **PLAT FLE**, Platichthys flesus, GB: Flounder, N: Skrubbe.
Sample.area: **J26 Oslofjorden**, Tissue : **MUSCLE.**
Locality : **33B Sande (east side)**, Latitude: 59°31.70N, Longitude: 10°21.00E.
Catch,date : **1996-1201**, Count: 25, Sample type: **Bulked.**
Comment : Local variation?

. Analytical Lab. ⇒							NIVA	NIVA	NIVA	NIVA	NIVA	NIVA	NIVA	NIVA	NIVA	NIVA	NIVA	Σ(*)	Σ(*)	NIVA	NIVA	Σ(*)	NIVA	NIVA	Σ(*)
. Analysis Code. ⇒							310	341	341	341	341	341	341	341	341	341	341	!	!	341	341	!	341	341	!
____ Detection Limit ⇒							0.005	0.05	0.05	0.05	0.05	0.05	0.05	0.05	0.05	0.05	0.05	!	!	0.10	0.05	!	0.05	0.05	!
Samp/ Repl. no.	Sex F/M	Age year	Wght g	Lngt mm	Mean Weight g	Dry %	Fat %	Hg ppm w.wt	CB28 ppb w.wt	CB52 ppb w.wt	CB101 ppb w.wt	CB105 ppb w.wt	CB118 ppb w.wt	CB138 ppb w.wt	CB153 ppb w.wt	CB156 ppb w.wt	CB180 ppb w.wt	CB209 ppb w.wt	CB_Σ7 ppb w.wt	CB_ΣΣ ppb w.wt	DDEPP ppb w.wt	TDEPP ppb w.wt	DD_Σn ppb w.wt	HCHA ppb w.wt	HCHG ppb w.wt	HC_Σn ppb w.wt
01/ 1	X	4.0	235.4	272.0	15.0	20.70	0.37	0.042	0.16	0.13	0.12	0.11	0.21	0.24	0.31	0.03	0.07	<0.03	1.2	<1.4	0.30	0.09	0.39	0.04	0.10	0.14
02/ 1	X	4.0	290.6	297.0	15.0	21.50	0.35	0.048	0.49	0.16	0.11	0.13	0.24	0.30	0.37	0.03	0.09	<0.03	1.8	<2.0	0.47	0.13	0.60	0.03	0.15	0.18
03/ 1	X	5.0	339.8	306.0	15.0	21.20	0.43	0.080	0.37	0.25	0.27	0.18	0.38	0.48	0.61	0.05	0.17	<0.03	2.5	<2.8	0.63	0.25	0.88	0.04	0.13	0.17
04/ 1	F	6.0	435.6	332.0	20.0	21.10	0.43	0.052	1.08	0.51	0.32	0.21	0.40	0.37	0.47	0.04	0.10	<0.03	3.3	<3.5	0.48	0.16	0.64	0.04	0.20	0.24
05/ 1	F	5.0	679.2	373.0	20.0	20.70	0.49	0.074	0.14	0.41	0.39	0.23	0.51	0.39	0.49	0.04	0.12	<0.03	2.5	<2.8	0.73	0.26	0.99	0.06	0.17	0.23
Mean		4.8	396.1	316.0	17.0	21.04	0.41	0.059	0.45	0.29	0.24	0.17	0.35	0.36	0.45	0.04	0.11	<<0.03	2.2	<<2.5	0.52	0.18	0.70	0.04	0.15	0.19
Minim.		4.0	235.4	272.0	15.0	20.70	0.35	0.042	0.14	0.13	0.11	0.11	0.21	0.24	0.31	0.03	0.07	<0.03	1.2	<1.4	0.30	0.09	0.39	0.03	0.10	0.14
Maxim.		6.0	679.2	373.0	20.0	21.50	0.49	0.080	1.08	0.51	0.39	0.23	0.51	0.48	0.61	0.05	0.17	<0.03	3.3	<3.5	0.73	0.26	0.99	0.06	0.20	0.24
St.dev		0.8	174.5	38.4	2.7	0.34	0.06	0.017	0.38	0.16	0.12	0.05	0.12	0.09	0.12	0.01	0.04	~0.00	0.8	~0.8	0.16	0.07	0.24	0.01	0.04	0.04
Count		5	5	5	5	5	5	5	5	5	5	5	5	5	5	5	5	5	5	5	5	5	5	5	5	5

359

Tab.width cont'd **PLAT FLE, MU, J26, 33B Sande (east side), 1996-1201.**

. Analytical Lab. ⇒					NIVA	NIVA	NIVA
. Analysis Code. ⇒					341	341	341
____ Detection Limit ⇒					0.05	0.05	0.05
Samp/ Repl. no.	Sex F/M	Age year	Wght g	Lngt mm	HCB ppb w.wt	QCB ppb w.wt	OCS ppb w.wt
01/ 1	X	4.0	235.4	272.0	0.03	<0.03	<0.03
02/ 1	X	4.0	290.6	297.0	0.03	<0.03	<0.03
03/ 1	X	5.0	339.8	306.0	0.04	<0.03	<0.03
04/ 1	F	6.0	435.6	332.0	0.03	<0.03	<0.03
05/ 1	F	5.0	679.2	373.0	0.04	<0.03	<0.03
Mean		4.8	396.1	316.0	0.03	<<0.03	<<0.03
Minim.		4.0	235.4	272.0	0.03	<0.03	<0.03
Maxim.		6.0	679.2	373.0	0.04	<0.03	<0.03
St.dev		0.8	174.5	38.4	0.01	~0.00	~0.00
Count		5	5	5	5	5	5

Sample.No 01 : Bulk of NIVA nos.:1,2,3,4,5 Muscle with signs of inner bleeding (2,3,4,5)
Sample.No 02 : Bulk of NIVA nos.:6,7,8,910 Muscle with signs of inner bleeding (6,7,8,9,10) Skin with ulceration, lymphocytic areas and/or lesions (10)
Sample.No 03 : Bulk of NIVA nos.:11,12,13,14,15 Muscle with signs of inner bleeding (11,12,13,14,15)
Sample.No 04 : Bulk of NIVA nos.:16,17,18,19,20 Muscle with signs of inner bleeding (16,17,18,19,20) Skin with ulceration, lymphocytic areas and/or lesions (18)
Sample.No 05 : Bulk of NIVA nos.:21,22,23,24,25 Muscle with signs of inner bleeding (21,22,23,24,25) Skin with ulceration, lymphocytic areas and/or lesions (21)

Species : PLAT FLE, Platichthys flesus, GB: Flounder, N: Skrubbe.
Sample.area: J26 Oslofjorden, Tissue : MUSCLE.
Locality : 33B Sande (east side), Latitude: 59°31.70N, Longitude: 10°21.00E.
Catch,date : 1997-1015, Count: 25, Sample type: Bulked.

. Analytical Lab. ⇒								NIVA	NIVA	NIVA	NIVA	NIVA	NIVA	NIVA	NIVA	NIVA	NIVA	Σ(*)	Σ(*)	NIVA	NIVA	Σ(*)	NIVA	NIVA	Σ(*)
. Analysis Code. ⇒								310	341	341	341	341	341	341	341	341	341	!	!	341	341	!	341	341	!
____ Detection Limit ⇒								0.005	0.05	0.05	0.05	0.05	0.05	0.05	0.05	0.05	0.05	!	!	0.10	0.05	!	0.05	0.05	!
Samp/ Repl. no.	Sex F/M	Age year	Wght g	Lngt mm	Mean Weight g	Dry %	Fat %	Hg ppm w.wt	CB28 ppb w.wt	CB52 ppb w.wt	CB101 ppb w.wt	CB105 ppb w.wt	CB118 ppb w.wt	CB138 ppb w.wt	CB153 ppb w.wt	CB156 ppb w.wt	CB180 ppb w.wt	CB209 ppb w.wt	CB_Σ7 ppb w.wt	CB_ΣΣ ppb w.wt	DDEPP ppb w.wt	TDEPP ppb w.wt	DD_Σn ppb w.wt	HCHA ppb w.wt	HCHG ppb w.wt	HC_Σn ppb w.wt
01/ 1	M	5.0	257.0	279.0	14.9	20.20	0.21	0.112	0.19	<0.05	0.09	0.08	0.13	0.17	0.18	<0.05	0.06	<0.05	<0.9	<1.0	0.29	0.06	0.35	0.05	0.08	0.13
02/ 1	M	5.0	261.4	290.0	15.1	20.80	0.24	0.083	0.23	<0.05	0.10	0.09	0.16	0.20	0.22	<0.05	0.06	<0.05	<1.0	<1.1	0.25	<0.05	<0.30	<0.05	0.08	<0.13
03/ 1	F	5.0	293.8	291.0	15.1	20.00	0.21	0.083	0.23	<0.05	0.10	0.08	0.15	0.21	0.23	<0.05	0.06	<0.05	<1.0	<1.1	0.25	0.05	0.30	<0.05	0.07	<0.12
04/ 1	M	6.0	293.4	300.0	15.1	20.80	0.17	0.083	0.16	<0.05	0.06	0.06	0.10	0.13	0.14	<0.05	<0.05	<0.05	<0.6	<0.7	0.13	<0.05	<0.18	0.05	0.07	0.12
05/ 1	F	6.0	371.6	313.0	15.1	21.40	0.18	0.083	0.21	<0.05	0.14	0.11	0.19	0.23	0.23	<0.05	0.06	<0.05	<1.1	<1.2	0.32	0.09	0.41	0.06	0.07	0.13
Mean		5.4	295.4	294.6	15.1	20.64	0.20	0.089	0.20	<<0.05	0.10	0.08	0.15	0.19	0.20	<<0.05	<0.06	<<0.05	<<0.9	<<1.0	0.25	<<0.06	<<0.31	<<0.05	0.07	<<0.13
Minim.		5.0	257.0	279.0	14.9	20.00	0.17	0.083	0.16	<0.05	0.06	0.06	0.10	0.13	0.14	<0.05	<0.05	<0.05	<0.6	<0.7	0.13	<0.05	<0.18	<0.05	0.07	<0.12
Maxim.		6.0	371.6	313.0	15.1	21.40	0.24	0.112	0.23	<0.05	0.14	0.11	0.19	0.23	0.23	<0.05	0.06	<0.05	<1.1	<1.2	0.32	0.09	0.41	0.06	0.08	0.13
St.dev		0.5	45.9	12.7	0.1	0.55	0.03	0.013	0.03	~0.00	0.03	0.02	0.03	0.04	0.04	~0.00	~0.00	~0.00	~0.2	~0.2	0.07	~0.02	~0.08	~0.00	0.01	~0.01
Count		5	5	5	5	5	5	5	5	5	5	5	5	5	5	5	5	5	5	5	5	5	5	5	5	5

Tab.width cont'd PLAT FLE, MU, J26, 33B Sande (east side), 1997-1015.

. Analytical Lab. ⇒					NIVA	NIVA	NIVA
. Analysis Code. ⇒					341	341	341
____ Detection Limit ⇒					0.05	0.05	0.05
Samp/ Repl. no.	Sex F/M	Age year	Wght g	Lngt mm	HCB ppb w.wt	QCB ppb w.wt	OCS ppb w.wt
01/ 1	M	5.0	257.0	279.0	0.05	<0.05	<0.05
02/ 1	M	5.0	261.4	290.0	0.05	<0.05	<0.05
03/ 1	F	5.0	293.8	291.0	<0.05	<0.05	<0.05
04/ 1	M	6.0	293.4	300.0	<0.05	<0.05	<0.05
05/ 1	F	6.0	371.6	313.0	<0.05	<0.05	<0.05
Mean		5.4	295.4	294.6	<<0.05	<<0.05	<<0.05
Minim.		5.0	257.0	279.0	<0.05	<0.05	<0.05
Maxim.		6.0	371.6	313.0	0.05	<0.05	<0.05
St.dev		0.5	45.9	12.7	~0.00	~0.00	~0.00
Count		5	5	5	5	5	5

Sample.No 01 : Bulk of NIVA nos.:1,2,3,4,5 Bacterial fin rot (4,5) Muscle with signs of inner bleeding (3,4,5)
Sample.No 02 : Bulk of NIVA nos.:6,7,8,9,10 Muscle with signs of inner bleeding (8,9)
Sample.No 03 : Bulk of NIVA nos.:11,12,13,14,15 Signs of mechanical damage (e.g., net wounds) (15)
Sample.No 04 : Bulk of NIVA nos.:16,17,18,19,20 Muscle with signs of inner bleeding (17, 20) Signs of mechanical damage (e.g., net wounds) (17)
Sample.No 05 : Bulk of NIVA nos.:21,22,23,24,25 Muscle with signs of inner bleeding (21)

360

Species : PLAT FLE, Platichthys flesus, GB: Flounder, N: Skrubbe.
Sample.area: J26 Oslofjorden, Tissue : MUSCLE.
Locality : 33B Sande (east side), Latitude: 59°31.70N, Longitude: 10°21.00E.
Catch,date : 1997-1115, Count: 23, Sample type: Bulked.

. Analytical Lab. ⇒							NIVA	NIVA	NIVA	NIVA	NIVA	NIVA	NIVA	NIVA	NIVA	NIVA	NIVA	Σ(*)	Σ(*)	NIVA	NIVA	Σ(*)	NIVA	NIVA	Σ(*)
. Analysis Code. ⇒							310	341	341	341	341	341	341	341	341	341	341	!	!	341	341	!	341	341	!
____ Detection Limit ⇒							0.005	0.05	0.05	0.05	0.05	0.05	0.05	0.05	0.05	0.05	0.05	!	!	0.10	0.05	!	0.05	0.05	!
Samp/ Repl. no.	Sex F/M	Age year	Wght g	Lngt mm	Mean Weight g	Dry %	Fat %	Hg ppm w.wt	CB28 ppb w.wt	CB52 ppb w.wt	CB101 ppb w.wt	CB105 ppb w.wt	CB118 ppb w.wt	CB138 ppb w.wt	CB153 ppb w.wt	CB156 ppb w.wt	CB180 ppb w.wt	CB209 ppb w.wt	CB_Σ7 ppb w.wt	CB_ΣΣ ppb w.wt	DDEPP ppb w.wt	TDEPP ppb w.wt	DD_Σn ppb w.wt	HCHA ppb w.wt	HCHG ppb w.wt	HC_Σn ppb w.wt
01/ 1	M	4.0	229.6	274.0	15.0	20.60	0.21	0.064	0.18	<0.05	0.08	0.08	0.13	0.16	0.17	<0.05	<0.05	<0.05	<0.8	<0.9	0.23	0.07	0.30	0.07	0.09	0.16
02/ 1	M	5.0	278.6	285.0	14.9	20.40	0.22	0.053	0.26	<0.05	0.09	0.08	0.12	0.15	0.16	<0.05	<0.05	<0.05	<0.8	<0.9	0.21	<0.05	<0.26	0.06	0.09	0.15
03/ 1	M	5.0	303.4	303.0	14.9	20.60	0.31	0.119	0.18	<0.05	0.10	0.10	0.18	0.25	0.28	<0.05	0.08	<0.05	<1.1	<1.2	0.32	0.07	0.39	0.06	0.12	0.18
04/ 1	F	6.0	340.6	315.0	15.1	20.80	0.26	0.087	0.20	<0.05	0.16	0.13	0.22	0.36	0.35	<0.05	0.13	<0.05	<1.5	<1.6	0.44	0.14	0.58	0.05	0.11	0.16
05/ 1	F	6.0	374.3	328.0	14.9	20.50	0.17	0.143	0.20	<0.05	0.14	0.10	0.17	0.21	0.24	<0.05	0.05	<0.05	<1.1	<1.2	0.49	0.11	0.60	0.10	0.07	0.17
Mean		5.2	305.3	301.0	15.0	20.58	0.23	0.093	0.20	<<0.05	0.11	0.10	0.16	0.23	0.24	<<0.05	<<0.07	<<0.05	<<1.1	<<1.1	0.34	<0.09	<0.43	0.07	0.10	0.16
Minim.		4.0	229.6	274.0	14.9	20.40	0.17	0.053	0.18	<0.05	0.08	0.08	0.12	0.15	0.16	<0.05	<0.05	<0.05	<0.8	<0.9	0.21	<0.05	<0.26	0.05	0.07	0.15
Maxim.		6.0	374.3	328.0	15.1	20.80	0.31	0.143	0.26	<0.05	0.16	0.13	0.22	0.36	0.35	<0.05	0.13	<0.05	<1.5	<1.6	0.49	0.14	0.60	0.10	0.12	0.18
St.dev		0.8	55.8	21.9	0.1	0.15	0.05	0.038	0.03	~0.00	0.03	0.02	0.04	0.09	0.08	~0.00	~0.03	~0.00	~0.3	~0.3	0.12	~0.04	~0.16	0.02	0.02	0.01
Count		5	5	5	5	5	5	5	5	5	5	5	5	5	5	5	5	5	5	5	5	5	5	5	5	5

Tab.width cont'd PLAT FLE, MU, J26, 33B Sande (east side), 1997-1115.

. Analytical Lab. ⇒					NIVA	NIVA	NIVA
. Analysis Code. ⇒					341	341	341
____ Detection Limit ⇒					0.05	0.05	0.05
Samp/ Repl. no.	Sex F/M	Age year	Wght g	Lngt mm	HCB ppb w.wt	QCB ppb w.wt	OCS ppb w.wt
01/ 1	M	4.0	229.6	274.0	<0.05	<0.05	<0.05
02/ 1	M	5.0	278.6	285.0	<0.05	<0.05	<0.05
03/ 1	M	5.0	303.4	303.0	<0.05	<0.05	<0.05
04/ 1	F	6.0	340.6	315.0	0.05	<0.05	<0.05
05/ 1	F	6.0	374.3	328.0	<0.05	<0.05	<0.05
Mean		5.2	305.3	301.0	<<0.05	<<0.05	<<0.05
Minim.		4.0	229.6	274.0	<0.05	<0.05	<0.05
Maxim.		6.0	374.3	328.0	<0.05	<0.05	<0.05
St.dev		0.8	55.8	21.9	~0.00	~0.00	~0.00
Count		5	5	5	5	5	5

Sample.No 01 : Bulk of NIVA nos.:1,2,3,4,5 Skin and/or oral cavity with caligiform and/or Lernaeopodiform copepods (1,4) Muscle with signs of inner bleeding (1,2, 3,5)
Sample.No 02 : Bulk of NIVA nos.:6,7,8,9,11 Muscle with signs of inner bleeding (6,9,10) Skin with red film and/or uneven pigmentations (7)
Sample.No 03 : Bulk of NIVA nos.:11,12,13,14,15 Muscle with signs of inner bleeding (11,12,13) Skin with ulceration, lymphocytic areas and/or lesions (13)
Sample.No 04 : Bulk of NIVA nos.:16,17,18,19,20 Skin and/or oral cavity with caligiform and/or Lernaeopodiform copepods (17,18) Muscle with signs of inner bleeding (16,20)
Sample.No 05 : Bulk of NIVA nos.:21,22,23 Skin and/or oral cavity with caligiform and/or Lernaeopodiform copepods (22)

361

Species : PLAT FLE, Platichthys flesus, GB: Flounder, N: Skrubbe.
Sample.area: J26 Oslofjorden, Tissue : MUSCLE.
Locality : 33B Sande (east side), Latitude: 59°31.70N, Longitude: 10°21.00E.
Catch,date : 1997-1215, Count: 25, Sample type: Bulked.

. Analytical Lab. ⇒							NIVA	NIVA	NIVA	NIVA	NIVA	NIVA	NIVA	NIVA	NIVA	NIVA	NIVA	Σ(*)	Σ(*)	NIVA	NIVA	Σ(*)	NIVA	NIVA	Σ(*)
. Analysis Code. ⇒							310	341	341	341	341	341	341	341	341	341	341	!	!	341	341	!	341	341	!
____ Detection Limit ⇒							0.005	0.05	0.05	0.05	0.05	0.05	0.05	0.05	0.05	0.05	0.05	!	!	0.10	0.05	!	0.05	0.05	!
Samp/ Repl. no.	Sex F/M	Age year	Wght g	Lngt mm	Mean Weight g	Dry %	Fat %	Hg ppm w.wt	CB28 ppb w.wt	CB52 ppb w.wt	CB101 ppb w.wt	CB105 ppb w.wt	CB118 ppb w.wt	CB138 ppb w.wt	CB153 ppb w.wt	CB156 ppb w.wt	CB180 ppb w.wt	CB209 ppb w.wt	CB_Σ7 ppb w.wt	CB_ΣΣ ppb w.wt	DDEPP ppb w.wt	TDEPP ppb w.wt	DD_Σn ppb w.wt	HCHA ppb w.wt	HCHG ppb w.wt	HC_Σn ppb w.wt
01/ 1	M	5.0	231.2	276.0	15.0	19.30	0.20	0.074	0.23	<0.05	0.19	0.18	0.32	0.31	0.32	<0.05	0.07	<0.05	<1.5	<1.7	0.40	0.10	0.50	0.10	0.09	0.19
02/ 1	F	5.0	290.0	296.0	15.0	20.40	0.22	0.076	0.19	<0.05	0.11	0.09	0.13	0.17	0.17	<0.05	<0.05	<0.05	<0.8	<0.9	0.26	0.05	0.31	0.20	0.09	0.29
03/ 1	X	5.0	318.4	306.0	15.1	20.50	0.25	0.077	0.14	<0.05	0.14	0.11	0.20	0.26	0.28	<0.05	0.06	<0.05	<1.1	<1.2	0.36	0.08	0.44	0.06	0.11	0.17
04/ 1	F	6.0	365.0	313.0	15.0	19.40	0.25	0.110	0.11	<0.05	0.12	0.08	0.14	0.19	0.21	<0.05	0.05	<0.05	<0.9	<1.0	0.28	0.07	0.35	0.05	0.11	0.16
05/ 1	M	5.6	379.6	327.0	15.1	21.30	0.20	0.082	0.14	<0.05	0.09	0.05	0.08	0.13	0.15	<0.05	<0.05	<0.05	<0.6	<0.7	0.16	0.08	0.24	0.05	0.10	0.15
Mean		5.3	316.8	303.6	15.0	20.18	0.22	0.084	0.16	<<0.05	0.13	0.10	0.17	0.21	0.23	<<0.05	<<0.06	<<0.05	<<1.0	<<1.1	0.29	0.08	0.37	0.09	0.10	0.19
Minim.		5.0	231.2	276.0	15.0	19.30	0.20	0.074	0.11	<0.05	0.09	0.05	0.08	0.13	0.15	<0.05	<0.05	<0.05	<0.6	<0.7	0.16	0.05	0.24	0.05	0.09	0.15
Maxim.		6.0	379.6	327.0	15.1	21.30	0.25	0.110	0.23	<0.05	0.19	0.18	0.32	0.31	0.32	<0.05	0.07	<0.05	<1.5	<1.7	0.40	0.10	0.50	0.20	0.11	0.29
St.dev		0.5	59.8	19.1	0.1	0.83	0.03	0.015	0.05	~0.00	0.04	0.05	0.09	0.07	0.07	~0.00	~0.01	~0.00	~0.3	~0.4	0.09	0.02	0.10	0.06	0.01	0.06
Count		5	5	5	5	5	5	5	5	5	5	5	5	5	5	5	5	5	5	5	5	5	5	5	5	5

Tab.width cont'd PLAT FLE, MU, J26, 33B Sande (east side), 1997-1215.

. Analytical Lab. ⇒					NIVA	NIVA	NIVA
. Analysis Code. ⇒					341	341	341
____ Detection Limit ⇒					0.05	0.05	0.05
Samp/ Repl. no.	Sex F/M	Age year	Wght g	Lngt mm	HCB ppb w.wt	QCB ppb w.wt	OCS ppb w.wt
01/ 1	M	5.0	231.2	276.0	0.05	<0.05	<0.05
02/ 1	F	5.0	290.0	296.0	<0.05	<0.05	<0.05
03/ 1	X	5.0	318.4	306.0	0.05	<0.05	<0.05
04/ 1	F	6.0	365.0	313.0	0.05	<0.05	<0.05
05/ 1	M	5.6	379.6	327.0	0.05	<0.05	<0.05
Mean		5.3	316.8	303.6	<0.05	<<0.05	<<0.05
Minim.		5.0	231.2	276.0	<0.05	<0.05	<0.05
Maxim.		6.0	379.6	327.0	0.05	<0.05	<0.05
St.dev		0.5	59.8	19.1	~0.00	~0.00	~0.00
Count		5	5	5	5	5	5

Sample.No 01 : Bulk of NIVA nos.:1,2,3,4,5 Muscle with signs of inner bleeding (2) Skin with ulceration, lymphocytic areas and/or lesions (3)
Sample.No 02 : Bulk of NIVA nos.:6,7,8,9,10 Muscle with signs of inner bleeding (10)
Sample.No 03 : Bulk of NIVA nos.:11,12,13,14,15 Muscle with signs of inner bleeding (14,15)
Sample.No 04 : Bulk of NIVA nos.:16,17,18,19,20 Muscle with signs of inner bleeding (17)
Sample.No 05 : Bulk of NIVA nos.:21,22,23,24,25 Muscle with signs of inner bleeding (23,25)

Species : PLAT FLE, Platichthys flesus, GB: Flounder, N: Skrubbe.
Sample.area: J63 Sørfjorden, Tissue : MUSCLE.
Locality : 53B Inner Sørfjord, Latitude: 60°10.00N, Longitude: 06°34.00E.
Catch,date : 1993-0925, Count: 17, Sample type: Individual.

. Analytical Lab. ⇒						NIVA	NIVA	NIVA	NIVA	NIVA	NIVA	NIVA	NIVA	NIVA	NIVA	NIVA	Σ(*)	Σ(*)	NIVA	NIVA	Σ(*)	NIVA	NIVA	Σ(*)	NIVA
. Analysis Code. ⇒						310	341	341	341	341	341	341	341	341	341	341	!	!	341	341	!	341	341	!	341
Detection Limit ⇒						0.005	0.10	0.10	0.10	0.10	0.10	0.10	0.10	0.10	0.10	0.10	!	!	0.10	0.10	!	0.10	0.10	!	0.10
Samp/ Repl. no.	Sex F/M	Age year	Wght g	Lngt mm	Dry %	Fat %	Hg ppm w.wt	CB28 ppb w.wt	CB52 ppb w.wt	CB101 ppb w.wt	CB105 ppb w.wt	CB118 ppb w.wt	CB138 ppb w.wt	CB153 ppb w.wt	CB156 ppb w.wt	CB180 ppb w.wt	CB209 ppb w.wt	CB_Σ7 ppb w.wt	CB_ΣΣ ppb w.wt	DDEPP ppb w.wt	TDEPP ppb w.wt	DD_Σn ppb w.wt	HCHA ppb w.wt	HCHG ppb w.wt	HC_Σn ppb w.wt	HCB ppb w.wt
04/ 1	F	5.0	636.9	380.0	23.10	1.18	0.130	0.20	0.10	0.30	0.10	0.30	0.50	0.80	0.10	0.20	<0.10	2.4	<2.7	4.90	1.50	6.40	0.10	0.20	0.30	0.20
05/ 1	F	5.0	1033.0	415.0	23.40	0.85	0.104	<0.10	<0.10	0.10	<0.10	0.10	0.20	0.30	<0.10	0.10	<0.10	<0.9	<0.9	0.50	0.20	0.70	0.10	0.10	0.20	<0.10
Mean		5.0	835.0	397.5	23.25	1.02	0.117	<<0.15	<<0.10	0.20	<<0.10	0.20	0.35	0.55	<<0.10	0.15	<<0.10	<<1.7	<<1.8	2.70	0.85	3.55	0.10	0.15	0.25	<<0.15
Minim.		5.0	636.9	380.0	23.10	0.85	0.104	<0.10	<0.10	0.10	<0.10	0.10	0.20	0.30	<0.10	0.10	<0.10	<0.9	<0.9	0.50	0.20	0.70	0.10	0.10	0.20	<0.10
Maxim.		5.0	1033.0	415.0	23.40	1.18	0.130	0.20	0.10	0.30	0.10	0.30	0.50	0.80	0.10	0.20	<0.10	2.4	<2.7	4.90	1.50	6.40	0.10	0.20	0.30	0.20
St.dev		0.0	280.1	24.7	0.21	0.23	0.018	0.07	0.00	0.14	0.00	0.14	0.21	0.35	0.00	0.07	~0.00	1.1	~1.3	3.11	0.92	4.03	0.00	0.07	0.07	0.07
Count		2	2	2	2	2	2	2	2	2	2	2	2	2	2	2	2	2	2	2	2	2	2	2	2	2

Tab.width cont'd PLAT FLE, MU, J63, 53B Inner Sørfjord, 1993-0925.

. Analytical Lab. ⇒					NIVA	NIVA
. Analysis Code. ⇒					341	341
Detection Limit ⇒					0.10	0.10
Samp/ Repl. no.	Sex F/M	Age year	Wght g	Lngt mm	QCB ppb w.wt	OCS ppb w.wt
04/ 1	F	5.0	636.9	380.0	0.10	<0.10
05/ 1	F	5.0	1033.0	415.0	<0.10	<0.10
Mean		5.0	835.0	397.5	<<0.10	<<0.10
Minim.		5.0	636.9	380.0	<0.10	<0.10
Maxim.		5.0	1033.0	415.0	0.10	<0.10
St.dev		0.0	280.1	24.7	0.00	~0.00
Count		2	2	2	2	2

Sample.No 04 : Fish no.16
Sample.No 05 : Fich no.17 Muscle with signs of inner bleeding

Species : PLAT FLE, Platichthys flesus, GB: Flounder, N: Skrubbe.
Sample.area: J63 Sørfjorden, Tissue : MUSCLE.
Locality : 53B Inner Sørfjord, Latitude: 60°10.00N, Longitude: 06°34.00E.
Catch,date : 1993-0925, Count: 17, Sample type: Bulked.

. Analytical Lab. ⇒						NIVA	NIVA	NIVA	NIVA	NIVA	NIVA	NIVA	NIVA	NIVA	NIVA	NIVA	Σ(*)	Σ(*)	NIVA	NIVA	Σ(*)	NIVA	NIVA	Σ(*)	NIVA
. Analysis Code. ⇒						310	341	341	341	341	341	341	341	341	341	341	!	!	341	341	!	341	341	!	341
Detection Limit ⇒						0.005	0.10	0.10	0.10	0.10	0.10	0.10	0.10	0.10	0.10	0.10	!	!	0.10	0.10	!	0.10	0.10	!	0.10
Samp/ Repl. no.	Sex F/M	Age year	Wght g	Lngt mm	Dry %	Fat %	Hg ppm w.wt	CB28 ppb w.wt	CB52 ppb w.wt	CB101 ppb w.wt	CB105 ppb w.wt	CB118 ppb w.wt	CB138 ppb w.wt	CB153 ppb w.wt	CB156 ppb w.wt	CB180 ppb w.wt	CB209 ppb w.wt	CB_Σ7 ppb w.wt	CB_ΣΣ ppb w.wt	DDEPP ppb w.wt	TDEPP ppb w.wt	DD_Σn ppb w.wt	HCHA ppb w.wt	HCHG ppb w.wt	HC_Σn ppb w.wt	HCB ppb w.wt
01/ 1	X	5.0	313.3	288.0	21.00	0.45	0.141	0.40	0.50	1.00	0.40	0.90	1.00	1.20	0.10	0.30	<0.10	5.3	<5.9	1.30	0.40	1.70	0.10	0.10	0.20	<0.10
02/ 1	X	4.0	449.1	323.0	22.00	0.44	0.036	<0.10	0.10	0.30	0.10	0.20	0.30	0.40	<0.10	0.10	<0.10	<1.5	<1.6	0.40	0.10	0.50	<0.10	0.10	<0.20	<0.10
03/ 1	X	5.0	610.5	354.0	20.80	0.62	0.090	<0.10	<0.10	0.10	<0.10	0.10	<0.10	0.30	<0.10	0.10	<0.10	<0.7	<0.7	5.40	0.90	6.30	<0.10	s<0.10	<0.10	<0.10
Mean		4.7	457.6	321.7	21.27	0.50	0.089	<<0.20	<<0.23	0.47	<<0.20	0.40	<<0.47	0.63	<<0.10	0.17	<<0.10	<<2.5	<<2.7	2.37	0.47	2.83	<<0.10	0.10	<<0.17	<<0.10
Minim.		4.0	313.3	288.0	20.80	0.44	0.036	<0.10	<0.10	0.10	<0.10	0.10	<0.10	0.30	<0.10	0.10	<0.10	<0.7	<0.7	0.40	0.10	0.50	<0.10	0.10	<0.10	<0.10
Maxim.		5.0	610.5	354.0	22.00	0.62	0.141	0.40	0.50	1.00	0.40	0.90	1.00	1.20	0.10	0.30	<0.10	5.3	<5.9	5.40	0.90	6.30	0.10	0.10	0.20	<0.10
St.dev		0.6	148.8	33.0	0.64	0.10	0.053	~0.17	0.23	0.47	0.17	0.44	0.47	0.49	~0.00	0.12	~0.00	~2.5	~2.8	2.67	0.40	3.06	~0.00	0.00	~0.06	~0.00
Count		3	3	3	3	3	3	3	3	3	3	3	3	3	3	3	3	3	3	3	3	3	3	i2	3	3

s/q(1) ! Suspect value(s)
i (1) ! Suspect or ambiguous basis-value(s) ignored in statistics.

363

Tab.width cont'd **PLAT FLE, MU, J63, 53B Inner Sørfjord, 1993-0925.**

. Analytical Lab. ⇒				NIVA	NIVA
. Analysis Code. ⇒				341	341
____ Detection Limit ⇒				0.10	0.10
Samp/ Repl. no.	Sex F/M	Age year	Wght g	Lngt mm	QCB ppb w.wt	OCS ppb w.wt
01/ 1	X	5.0	313.3	288.0	<0.10	<0.10
02/ 1	X	4.0	449.1	323.0	<0.10	<0.10
03/ 1	X	5.0	610.5	354.0	<0.10	<0.10
Mean		4.7	457.6	321.7	<<0.10	<<0.10
Minim.		4.0	313.3	288.0	<0.10	<0.10
Maxim.		5.0	610.5	354.0	<0.10	<0.10
St.dev		0.6	148.8	33.0	~0.00	~0.00
Count		3	3	3	3	3

Sample.No 01 : Bulk of NIVA nos.:1,2,3,4,5 uncertain age determinations Muscle with signs of inner bleeding
Sample.No 02 : Bulk of NIVA nos.:6,7,8,9,10 nos.6 uncertain age determinations Bacterial fin rot Muscle with signs of inner bleeding Signs of mechanical damage (e.g., net wounds)
Sample.No 03 : Bulk of nos.:11,12,13,14,15

Species : **PLAT FLE**, Platichthys flesus, GB: Flounder, N: Skrubbe.
Sample.area: **J63 Sørfjorden**, Tissue : **MUSCLE.**
Locality : **53B Inner Sørfjord**, Latitude: 60°10.00N, Longitude: 06°34.00E.
Catch,date : **1994-1000**, Count: 18, Sample type: **Bulked.**

364

. Analytical Lab. ⇒						NIVA	NIVA	NIVA	NIVA	NIVA	NIVA	NIVA	NIVA	NIVA	NIVA	NIVA	Σ(*)	Σ(*)	NIVA	NIVA	Σ(*)	NIVA	NIVA	Σ(*)	NIVA
. Analysis Code. ⇒						310	341	341	341	341	341	341	341	341	341	341	!	!	341	341	!	341	341	!	341
____ Detection Limit ⇒						0.005	0.05	0.05	0.05	0.05	0.05	0.05	0.05	0.05	0.05	0.05	!	!	0.10	0.05	!	0.05	0.05	!	0.05
Samp/ Repl. no.	Sex F/M	Age year	Wght g	Lngt mm	Dry %	Fat %	Hg ppm w.wt	CB28 ppb w.wt	CB52 ppb w.wt	CB101 ppb w.wt	CB105 ppb w.wt	CB118 ppb w.wt	CB138 ppb w.wt	CB153 ppb w.wt	CB156 ppb w.wt	CB180 ppb w.wt	CB209 ppb w.wt	CB_Σ7 ppb w.wt	CB_ΣΣ ppb w.wt	DDEPP ppb w.wt	TDEPP ppb w.wt	DD_Σn ppb w.wt	HCHA ppb w.wt	HCHG ppb w.wt	HC_Σn ppb w.wt	HCB ppb w.wt
01/ 1	X	5.0	177.4	263.0	19.81	0.21	s.206	s0.08	s0.26	s0.81	s0.21	s0.54	s0.93	s1.15	s0.12	s0.35	s<0.03	s4.1	s<4.5	s1.85	s0.30	s2.15	s0.05	s0.09	s0.14	s0.09
02/ 1	X	6.0	286.4	298.0	21.05	0.66	s.126	s0.20	s0.60	s2.16	s0.59	s1.72	s2.06	s3.05	s0.28	s0.97	s<0.03	s10.8	s<11.7	s3.10	s0.47	s3.57	s0.09	s0.15	s0.24	s0.23
03/ 1	X	4.0	371.8	325.0	21.92	0.61	s.115	s0.22	s0.57	s1.91	s0.52	s1.54	s2.03	s2.85	s0.25	s0.96	s<0.03	s10.1	s<10.9	s4.21	s0.52	s4.73	s0.08	s0.13	s0.21	s0.20
04/ 1	X	6.0	421.6	345.0	20.07	0.47	s.141	s0.27	s0.92	s3.06	s0.80	s2.33	s2.55	s3.19	s0.32	s1.03	s<0.03	s13.4	s<14.5	s2.87	s0.35	s3.22	s0.07	s0.10	s0.17	s0.23
Mean		5.3	314.3	307.8	20.71	0.49	s.147	s0.19	s0.59	s1.99	s0.53	s1.53	s1.89	s2.56	s0.24	s0.83	s<<0.03	s9.6	s<<10.4	s3.01	s0.41	s3.42	s0.07	s0.12	s0.19	s0.19
Minim.		4.0	177.4	263.0	19.81	0.21	s.115	s0.08	s0.26	s0.81	s0.21	s0.54	s0.93	s1.15	s0.12	s0.35	s<0.03	s4.1	s<4.5	s1.85	s0.30	s2.15	s0.05	s0.09	s0.14	s0.09
Maxim.		6.0	421.6	345.0	21.92	0.66	s.206	s0.27	s0.92	s3.06	s0.80	s2.33	s2.55	s3.19	s0.32	s1.03	s<0.03	s13.4	s<14.5	s4.21	s0.52	s4.73	s0.09	s0.15	s0.24	s0.23
St.dev		1.0	107.0	35.5	0.97	0.20	0.041	0.08	0.27	0.93	0.24	0.74	0.68	0.95	0.09	0.32	~0.00	3.9	~4.2	0.97	0.10	1.06	0.02	0.03	0.04	0.07
Count		4	4	4	4	4	4	4	4	4	4	4	4	4	4	4	4	4	4	4	4	4	4	4	4	4

s/q(154) ! Suspect value(s)

Tab.width cont'd **PLAT FLE, MU, J63, 53B Inner Sørfjord, 1994-1000.**

. Analytical Lab. =>				NIVA	NIVA
. Analysis Code. =>				341	341
____ Detection Limit =>				0.05	0.05
Samp/ Repl. no.	Sex F/M	Age year	Wght g	Lngt mm	QCB ppb w.wt	OCS ppb w.wt
01/ 1	X	5.0	177.4	263.0	s<0.03	s<0.03
02/ 1	X	6.0	286.4	298.0	s0.16	s<0.03
03/ 1	X	4.0	371.8	325.0	s0.09	s<0.03
04/ 1	X	6.0	421.6	345.0	s0.16	s<0.03
Mean		5.3	314.3	307.8	s<<.11	s<<.03
Minim.		4.0	177.4	263.0	s<0.03	s<0.03
Maxim.		6.0	421.6	345.0	s0.16	s<0.03
St.dev		1.0	107.0	35.5	~0.06	~0.00
Count		4	4	4	4	4

Sample.No 01 : Bulk of NIVA nos.:1,2,3
Sample.No 02 : Bulk of NIVA nos.:4,5,6,7,8 Muscle with signs of inner bleeding on fish 4
Sample.No 03 : Bulk of NIVA nos.:9,10,11,12,13 Muscle with signs of inner bleeding on fish 10
Sample.No 04 : Bulk of NIVA nos.:14,15,16,17,18 Muscle with signs of inner bleeding on fish 14,15,16,17,18

365

Species : **PLAT FLE**, Platichthys flesus, GB: Flounder, N: Skrubbe.
Sample.area: **J63 Sørfjorden**, Tissue : **MUSCLE.**
Locality : **53B Inner Sørfjord**, Latitude: 60°10.00N, Longitude: 06°34.00E.
Catch,date : **1995-1015**, Count: 18, Sample type: **Bulked.**

. Analytical Lab. =>						NIVA	NIVA	NIVA	NIVA	NIVA	NIVA	NIVA	NIVA	NIVA	NIVA	NIVA	Σ(*)	Σ(*)	NIVA	NIVA	Σ(*)	NIVA	NIVA	Σ(*)	NIVA
. Analysis Code. =>						310	341	341	341	341	341	341	341	341	341	341	!	!	341	341	!	341	341	!	341
____ Detection Limit =>						0.005	0.05	0.05	0.05	0.05	0.05	0.05	0.05	0.05	0.05	0.05	!	!	0.10	0.05	!	0.05	0.05	!	0.05
Samp/ Repl. no.	Sex F/M	Age year	Wght g	Lngt mm	Dry %	Fat %	Hg ppm w.wt	CB28 ppb w.wt	CB52 ppb w.wt	CB101 ppb w.wt	CB105 ppb w.wt	CB118 ppb w.wt	CB138 ppb w.wt	CB153 ppb w.wt	CB156 ppb w.wt	CB180 ppb w.wt	CB209 ppb w.wt	CB_Σ7 ppb w.wt	CB_ΣΣ ppb w.wt	DDEPP ppb w.wt	TDEPP ppb w.wt	DD_Σn ppb w.wt	HCHA ppb w.wt	HCHG ppb w.wt	HC_Σn ppb w.wt	HCB ppb w.wt
01/ 1	X	5.0	340.1	290.0	20.20	0.73	0.031	<0.03	0.07	0.09	0.03	0.09	0.16	0.25	0.03	0.08	<0.03	<0.8	<0.8	0.45	0.10	0.55	0.06	0.14	0.20	0.11
02/ 1	X	6.0	373.0	310.0	21.70	0.47	0.040	<0.03	0.06	0.06	0.03	0.07	0.10	0.14	<0.03	0.05	<0.03	<0.5	<0.5	0.30	0.07	0.37	0.04	0.10	0.14	0.07
03/ 1	X	5.0	414.2	328.0	22.70	0.33	0.047	0.10	0.09	0.07	0.04	0.11	0.13	0.20	<0.03	0.06	<0.03	0.8	<0.8	0.31	0.07	0.38	0.04	0.13	0.17	0.06
04/ 1	F	5.0	577.5	373.0	21.80	0.56	0.027	0.15	0.26	0.75	0.22	0.61	1.10	1.40	0.15	0.50	<0.03	4.8	<5.2	1.28	0.25	1.53	0.05	0.12	0.17	0.10
Mean		5.3	426.2	325.3	21.60	0.52	0.036	<<0.08	0.12	0.24	0.08	0.22	0.37	0.50	<<0.06	0.17	<<0.03	<<1.7	<<1.8	0.59	0.12	0.71	0.05	0.12	0.17	0.08
Minim.		5.0	340.1	290.0	20.20	0.33	0.027	<0.03	0.06	0.06	0.03	0.07	0.10	0.14	<0.03	0.05	<0.03	<0.5	<0.5	0.30	0.07	0.37	0.04	0.10	0.14	0.06
Maxim.		6.0	577.5	373.0	22.70	0.73	0.047	0.15	0.26	0.75	0.22	0.61	1.10	1.40	0.15	0.50	<0.03	4.8	<5.2	1.28	0.25	1.53	0.06	0.14	0.20	0.11
St.dev		0.5	105.3	35.4	1.04	0.17	0.009	~0.06	0.09	0.34	0.09	0.26	0.49	0.60	~0.06	0.22	~0.00	~2.0	~2.2	0.47	0.09	0.55	0.01	0.02	0.02	0.02
Count		4	4	4	4	4	4	4	4	4	4	4	4	4	4	4	4	4	4	4	4	4	4	4	4	4

Tab.width cont'd PLAT FLE, MU, J63, 53B Inner Sørfjord, 1995-1015.

Samp/ Repl. no.	Sex F/M	Age year	Wght g	Lngt mm	NIVA 341 0.05 QCB ppb w.wt	NIVA 341 0.05 OCS ppb w.wt
.		Analytical Lab. =>			NIVA	NIVA
.		Analysis Code. =>			341	341
____		Detection Limit =>			0.05	0.05
01/ 1	X	5.0	340.1	290.0	<0.03	<0.03
02/ 1	X	6.0	373.0	310.0	<0.03	<0.03
03/ 1	X	5.0	414.2	328.0	<0.03	<0.03
04/ 1	F	5.0	577.5	373.0	<0.03	<0.03
Mean		5.3	426.2	325.3	<<0.03	<<0.03
Minim.		5.0	340.1	290.0	<0.03	<0.03
Maxim.		6.0	577.5	373.0	<0.03	<0.03
St.dev		0.5	105.3	35.4	~0.00	~0.00
Count		4	4	4	4	4

Sample.No 01 : Bulk of NIVA nos.: 1,2,3
Sample.No 02 : Bulk of NIVA nos.: 4,5,6,7,8 Muscle with signs of inner bleeding on fish 4,5,6,7,8
Sample.No 03 : Bulk of NIVA nos.: 9,10,11,12,13 Muscle with signs of inner bleeding on fish 9,10,11,12,13
Sample.No 04 : Bulk of NIVA nos.: 14,15,16,17,18 Muscle with signs of inner bleeding on fish 15,17,18

366

Species : PLAT FLE, Platichthys flesus, GB: Flounder, N: Skrubbe.
Sample.area: J63 Sørfjorden, Tissue : MUSCLE.
Locality : 53B Inner Sørfjord, Latitude: 60°07.30N, Longitude: 06°33.50E.
Catch,date : 1996-0811, Count: 25, Sample type: Bulked.
Comment : Tyssedal, 5-10m, fish traps

Samp/ Repl. no.	Sex F/M	Age year	Wght g	Lngt mm	Mean Weight g	Dry %	Fat %	NIVA 310 0.005 Hg ppm w.wt	NIVA 341 0.05 CB28 ppb w.wt	NIVA 341 0.05 CB52 ppb w.wt	NIVA 341 0.05 CB101 ppb w.wt	NIVA 341 0.05 CB105 ppb w.wt	NIVA 341 0.05 CB118 ppb w.wt	NIVA 341 0.05 CB138 ppb w.wt	NIVA 341 0.05 CB153 ppb w.wt	NIVA 341 0.05 CB156 ppb w.wt	NIVA 341 0.05 CB180 ppb w.wt	NIVA 341 0.05 CB209 ppb w.wt	Σ(*) ! ! CB_Σ7 ppb w.wt	Σ(*) ! ! CB_ΣΣ ppb w.wt	NIVA 341 0.10 DDEPP ppb w.wt	NIVA 341 0.05 TDEPP ppb w.wt	Σ(*) ! ! DD_Σn ppb w.wt	NIVA 341 0.05 HCHA ppb w.wt	NIVA 341 0.05 HCHG ppb w.wt	Σ(*) ! ! HC_Σn ppb w.wt
.			Analytical Lab. =>					NIVA	NIVA	NIVA	NIVA	NIVA	NIVA	NIVA	NIVA	NIVA	NIVA	NIVA			NIVA	NIVA		NIVA	NIVA	
.			Analysis Code. =>					310	341	341	341	341	341	341	341	341	341	341			341	341		341	341	
____			Detection Limit =>					0.005	0.05	0.05	0.05	0.05	0.05	0.05	0.05	0.05	0.05	0.05			0.10	0.05		0.05	0.05	
01/ 1	F	7.4	743.1	400.0	20.0	21.70	0.47	0.208	0.03	0.23	0.65	0.27	0.58	0.97	1.11	0.11	0.26	<0.03	3.8	<4.2	2.07	0.86	2.93	0.04	0.20	0.24
02/ 1	M	5.4	288.4	311.0	12.5	17.70	0.15	0.165	0.04	0.18	0.43	0.16	0.38	0.66	0.80	0.08	0.24	<0.03	2.7	<3.0	1.74	0.41	2.15	<0.03	0.07	<0.10
03/ 1	X	5.4	349.9	325.0	12.5	20.90	0.34	0.219	0.11	0.49	1.78	0.57	1.39	1.85	2.25	0.24	0.63	<0.03	8.5	<9.3	1.79	0.51	2.30	0.03	0.14	0.17
04/ 1	X	6.0	453.4	346.0	15.0	20.90	0.39	0.290	0.07	0.22	0.72	0.23	0.55	0.79	1.03	0.11	0.33	<0.03	3.7	<4.1	1.38	0.42	1.80	0.04	0.14	0.18
05/ 1	X	6.4	584.1	372.0	12.0	20.00	0.36	0.188	0.38	1.24	2.67	1.36	2.59	4.18	4.79	0.61	2.28	<0.03	18.1	<20.1	8.92	1.84	10.76	0.03	0.19	0.22
Mean		6.1	483.8	350.8	14.4	20.24	0.34	0.214	0.13	0.47	1.25	0.52	1.10	1.69	2.00	0.23	0.75	<<0.03	7.4	<<8.2	3.18	0.81	3.99	<0.03	0.15	<0.18
Minim.		5.4	288.4	311.0	12.0	17.70	0.15	0.165	0.03	0.18	0.43	0.16	0.38	0.66	0.80	0.08	0.24	<0.03	2.7	<3.0	1.38	0.41	1.80	<0.03	0.07	<0.10
Maxim.		7.4	743.1	400.0	20.0	21.70	0.47	0.290	0.38	1.24	2.67	1.36	2.59	4.18	4.79	0.61	2.28	<0.03	18.1	<20.1	8.92	1.84	10.76	0.04	0.20	0.24
St.dev		0.8	183.3	35.9	3.3	1.54	0.12	0.047	0.15	0.45	0.95	0.50	0.92	1.47	1.66	0.22	0.87	~0.00	6.4	~7.1	3.22	0.61	3.81	~0.01	0.05	~0.05
Count		5	5	5	5	5	5	5	5	5	5	5	5	5	5	5	5	5	5	5	5	5	5	5	5	5

Tab.width cont'd **PLAT FLE, MU, J63, 53B Inner Sørfjord, 1996-0811.**

. Analytical Lab. ⇒				NIVA	NIVA	NIVA
. Analysis Code. ⇒				341	341	341
____ Detection Limit ⇒				0.05	0.05	0.05
Samp/ Repl. no.	Sex F/M	Age year	Wght g	Lngt mm	HCB ppb w.wt	QCB ppb w.wt	OCS ppb w.wt
01/ 1	F	7.4	743.1	400.0	0.05	0.04	<0.03
02/ 1	M	5.4	288.4	311.0	0.03	<0.03	<0.03
03/ 1	X	5.4	349.9	325.0	0.11	0.08	<0.03
04/ 1	X	6.0	453.4	346.0	0.08	0.07	<0.03
05/ 1	X	6.4	584.1	372.0	0.07	0.07	<0.03
Mean		6.1	483.8	350.8	0.07	<0.06	<<0.03
Minim.		5.4	288.4	311.0	0.03	<0.03	<0.03
Maxim.		7.4	743.1	400.0	0.11	0.08	<0.03
St.dev		0.8	183.3	35.9	0.03	~0.02	~0.00
Count		5	5	5	5	5	5

Sample.No 01 : Bulk of NIVA nos.:1,2,3,4,5
Sample.No 02 : Bulk of NIVA nos.:6,7,8,9,10
Sample.No 03 : Bulk of NIVA nos.:11,12,13,14,15
Sample.No 04 : Bulk of NIVA nos.:16,17,18,19,20 Bacterial fin rot (18)
Sample.No 05 : Bulk of NIVA nos.:21,22,23,24,25 Bacterial fin rot (21,23)

Species : **PLAT FLE**, Platichthys flesus, GB: Flounder, N: Skrubbe.
Sample.area: **J63 Sørfjorden**, Tissue : **MUSCLE.**
Locality : **53B Inner Sørfjord**, Latitude: 60°05.00N, Longitude: 06°32.00E.
Catch,date : **1996-0812**, Count: 14, Sample type: **Bulked.**
Comment : Odda harbour, 5-10m, fish traps

. Analytical Lab. ⇒						NIVA	NIVA	NIVA	NIVA	NIVA	NIVA	NIVA	NIVA	NIVA	NIVA	NIVA	Σ(*)	Σ(*)	NIVA	NIVA	Σ(*)	NIVA	NIVA	Σ(*)
. Analysis Code. ⇒						310	341	341	341	341	341	341	341	341	341	341	!	!	341	341	!	341	341	!
____ Detection Limit ⇒						0.005	0.05	0.05	0.05	0.05	0.05	0.05	0.05	0.05	0.05	0.05	!	!	0.10	0.05	!	0.05	0.05	!
Samp/ Repl. no.	Sex F/M	Age year	Wght g	Lngt mm	Mean Weight g	Dry %	Fat %	Hg ppm w.wt	CB28 ppb w.wt	CB52 ppb w.wt	CB101 ppb w.wt	CB105 ppb w.wt	CB118 ppb w.wt	CB138 ppb w.wt	CB153 ppb w.wt	CB156 ppb w.wt	CB180 ppb w.wt	CB209 ppb w.wt	CB_Σ7 ppb w.wt	CB_ΣΣ ppb w.wt	DDEPP ppb w.wt	TDEPP ppb w.wt	DD_Σn ppb w.wt	HCHA ppb w.wt	HCHG ppb w.wt	HC_Σn ppb w.wt
01/ 1	M	4.8	259.7	284.0	13.0	19.80	0.23	0.216	0.03	0.16	0.32	0.10	0.25	0.48	0.61	0.05	0.17	<0.03	2.0	<2.2	0.85	0.19	1.04	<0.03	0.07	<0.10
02/ 1	X	5.4	361.5	314.0	16.0	20.20	0.30	0.207	<0.03	0.08	0.14	0.05	0.11	0.29	0.39	0.04	0.12	<0.03	<1.2	<1.3	0.66	0.33	0.99	<0.03	miss	<0.03
03/ 1	F	6.0	495.9	353.0	18.0	19.30	0.22	0.216	<0.03	0.17	0.26	0.10	0.20	0.50	0.65	0.06	0.18	<0.03	<2.0	<2.2	0.35	0.17	0.52	<0.03	0.06	<0.09
Mean		5.4	372.4	317.0	15.7	19.77	0.25	0.213	<<0.03	0.14	0.24	0.08	0.19	0.42	0.55	0.05	0.16	<<0.03	<<1.7	<<1.9	0.62	0.23	0.85	<<0.03	0.07	<<0.07
Minim.		4.8	259.7	284.0	13.0	19.30	0.22	0.207	<0.03	0.08	0.14	0.05	0.11	0.29	0.39	0.04	0.12	<0.03	<1.2	<1.3	0.35	0.17	0.52	<0.03	0.06	<0.03
Maxim.		6.0	495.9	353.0	18.0	20.20	0.30	0.216	0.03	0.17	0.32	0.10	0.25	0.50	0.65	0.06	0.18	<0.03	2.0	<2.2	0.85	0.33	1.04	<0.03	0.07	<0.10
St.dev		0.6	118.5	34.6	2.5	0.45	0.04	0.005	~0.00	0.05	0.09	0.03	0.07	0.12	0.14	0.01	0.03	~0.00	~0.5	~0.5	0.25	0.09	0.29	~0.00	0.01	~0.04
Count		3	3	3	3	3	3	3	3	3	3	3	3	3	3	3	3	3	3	3	3	3	3	3	2	3

miss(1) ! Missing value.

367

Tab.width cont'd **PLAT FLE, MU, J63, 53B Inner Sørfjord, 1996-0812.**

. Analytical Lab. ⇒				NIVA	NIVA	NIVA
. Analysis Code. ⇒				341	341	341
____ Detection Limit ⇒				0.05	0.05	0.05
Samp/ Repl. no.	Sex F/M	Age year	Wght g	Lngt mm	HCB ppb w.wt	QCB ppb w.wt	OCS ppb w.wt
01/ 1	M	4.8	259.7	284.0	0.10	0.04	<0.03
02/ 1	X	5.4	361.5	314.0	0.03	<0.03	<0.03
03/ 1	F	6.0	495.9	353.0	0.04	<0.03	<0.03
Mean		5.4	372.4	317.0	0.06	<<0.03	<<0.03
Minim.		4.8	259.7	284.0	0.03	<0.03	<0.03
Maxim.		6.0	495.9	353.0	0.10	0.04	<0.03
St.dev		0.6	118.5	34.6	0.04	~0.01	~0.00
Count		3	3	3	3	3	3

Sample.No 01 : Bulk of NIVA nos.:1,2,3,4,5
Sample.No 02 : Bulk of NIVA nos.:6,7,8,9,10
Sample.No 03 : Bulk of NIVA nos.:11,12,13,14

Species : **PLAT FLE**, Platichthys flesus, GB: Flounder, N: Skrubbe.
Sample.area: **J63 Sørfjorden**, Tissue : **MUSCLE.**
Locality : **53B Inner Sørfjord**, Latitude: 60°08.00N, Longitude: 06°32.50E.
Catch,date : **1996-0820**, Count: 15, Sample type: **Bulked.**
Comment : Echo, 5-10m, fish traps

. Analytical Lab. ⇒							NIVA	NIVA	NIVA	NIVA	NIVA	NIVA	NIVA	NIVA	NIVA	NIVA	NIVA	Σ(*)	Σ(*)	NIVA	NIVA	Σ(*)	NIVA	NIVA	Σ(*)
. Analysis Code. ⇒							310	341	341	341	341	341	341	341	341	341	341	!	!	341	341	!	341	341	!
____ Detection Limit ⇒							0.005	0.05	0.05	0.05	0.05	0.05	0.05	0.05	0.05	0.05	0.05	!	!	0.10	0.05	!	0.05	0.05	!
Samp/ Repl. no.	Sex F/M	Age year	Wght g	Lngt mm	Mean Weight g	Dry %	Fat %	Hg ppm w.wt	CB28 ppb w.wt	CB52 ppb w.wt	CB101 ppb w.wt	CB105 ppb w.wt	CB118 ppb w.wt	CB138 ppb w.wt	CB153 ppb w.wt	CB156 ppb w.wt	CB180 ppb w.wt	CB209 ppb w.wt	CB_Σ7 ppb w.wt	CB_ΣΣ ppb w.wt	DDEPP ppb w.wt	TDEPP ppb w.wt	DD_Σn ppb w.wt	HCHA ppb w.wt	HCHG ppb w.wt	HC_Σn ppb w.wt
01/ 1	M	4.0	147.5	227.0	10.0	20.60	0.21	0.042	<0.03	0.06	0.15	0.03	0.04	miss	0.13	<0.03	0.04	<0.03	<0.5	<0.5	7.00	3.18	10.18	<0.03	0.06	<0.09
02/ 1	X	4.8	198.9	260.0	10.0	19.30	0.23	0.071	0.05	0.20	0.55	0.17	0.38	0.73	0.93	0.10	0.35	<0.03	3.2	<3.5	3.12	0.47	3.59	<0.03	0.07	<0.10
03/ 1	X	5.6	474.8	344.0	15.0	21.20	0.34	0.111	0.11	0.60	1.92	0.78	1.70	2.60	2.62	0.35	0.61	<0.03	10.2	<11.3	5.88	1.99	7.87	0.03	0.10	0.13
Mean		4.8	273.7	277.0	11.7	20.37	0.26	0.075	<<0.06	0.29	0.87	0.33	0.71	1.67	1.23	<<0.16	0.33	<<0.03	<<4.6	<<5.1	5.33	1.88	7.21	<<0.03	0.08	<<0.11
Minim.		4.0	147.5	227.0	10.0	19.30	0.21	0.042	<0.03	0.06	0.15	0.03	0.04	0.73	0.13	<0.03	0.04	<0.03	<0.5	<0.5	3.12	0.47	3.59	<0.03	0.06	<0.09
Maxim.		5.6	474.8	344.0	15.0	21.20	0.34	0.111	0.11	0.60	1.92	0.78	1.70	2.60	2.62	0.35	0.61	<0.03	10.2	<11.3	7.00	3.18	10.18	0.03	0.10	0.13
St.dev		0.8	176.0	60.3	2.9	0.97	0.07	0.035	~0.04	0.28	0.93	0.40	0.88	1.32	1.27	~0.17	0.29	~0.00	~5.0	~5.6	2.00	1.36	3.34	~0.00	0.02	~0.02
Count		3	3	3	3	3	3	3	3	3	3	3	3	2	3	3	3	3	3	3	3	3	3	3	3	3

miss(1) ! Missing value.

368

Tab.width cont'd **PLAT FLE, MU, J63, 53B Inner Sørfjord, 1996-0820.**

. Analytical Lab. =>				NIVA	NIVA	NIVA
. Analysis Code. =>				341	341	341
____ Detection Limit =>				0.05	0.05	0.05
Samp/ Repl. no.	Sex F/M	Age year	Wght g	Lngt mm	HCB ppb w.wt	QCB ppb w.wt	OCS ppb w.wt
01/ 1	M	4.0	147.5	227.0	<0.03	<0.03	<0.03
02/ 1	X	4.8	198.9	260.0	0.04	0.03	<0.03
03/ 1	X	5.6	474.8	344.0	0.09	0.07	<0.03
Mean		4.8	273.7	277.0	<<0.05	<<0.04	<<0.03
Minim.		4.0	147.5	227.0	<0.03	<0.03	<0.03
Maxim.		5.6	474.8	344.0	0.09	0.07	<0.03
St.dev		0.8	176.0	60.3	~0.03	~0.02	~0.00
Count		3	3	3	3	3	3

Sample.No 01 : Bulk of NIVA nos.:1,2,3,4,5 Bacterial fin rot (2)
Sample.No 02 : Bulk of NIVA nos.:6,7,8,9,10 Bacterial fin rot (6)
Sample.No 03 : Bulk of NIVA nos.:11,12,13,14,15 Bacterial fin rot (11,12)

Species : **PLAT FLE**, Platichthys flesus, GB: Flounder, N: Skrubbe.
Sample.area: **J63 Sørfjorden**, Tissue : **MUSCLE.**
Locality : **53B Inner Sørfjord**, Latitude: 60°07.30N, Longitude: 06°33.50E.
Catch,date : **1997-0817**, Count: 25, Sample type: **Bulked.**
Comment : Tyssedal, 5-10m, fish traps

. Analytical Lab. =>							NIVA	NIVA	NIVA	NIVA	NIVA	NIVA	NIVA	NIVA	NIVA	NIVA	NIVA	Σ(*)	Σ(*)	NIVA	NIVA	Σ(*)	NIVA	NIVA	Σ(*)
. Analysis Code. =>							310	341	341	341	341	341	341	341	341	341	341	!	!	341	341	!	341	341	!
____ Detection Limit =>							0.005	0.05	0.05	0.05	0.05	0.05	0.05	0.05	0.05	0.05	0.05	!	!	0.10	0.05	!	0.05	0.05	!
Samp/ Repl. no.	Sex F/M	Age year	Wght g	Lngt mm	Mean Weight g	Dry %	Fat %	Hg ppm w.wt	CB28 ppb w.wt	CB52 ppb w.wt	CB101 ppb w.wt	CB105 ppb w.wt	CB118 ppb w.wt	CB138 ppb w.wt	CB153 ppb w.wt	CB156 ppb w.wt	CB180 ppb w.wt	CB209 ppb w.wt	CB_Σ7 ppb w.wt	CB_ΣΣ ppb w.wt	DDEPP ppb w.wt	TDEPP ppb w.wt	DD_Σn ppb w.wt	HCHA ppb w.wt	HCHG ppb w.wt	HC_Σn ppb w.wt
01/ 1	M	5.6	433.4	317.0	15.0	23.40	1.02	0.162	0.12	<0.05	0.37	0.16	0.31	0.88	1.00	0.12	0.35	<0.05	<3.1	<3.4	1.36	0.66	2.02	0.09	0.13	0.22
02/ 1	M	6.0	488.2	342.0	15.0	21.90	0.85	0.188	<0.05	<0.05	0.29	0.16	0.34	0.86	0.92	0.11	0.28	<0.05	<2.7	<3.0	1.38	0.45	1.83	0.08	0.11	0.19
03/ 1	F	6.0	472.4	348.0	15.0	21.10	0.54	0.143	<0.05	<0.05	0.20	0.13	0.25	0.64	0.73	0.09	0.26	<0.05	<2.1	<2.4	0.72	0.31	1.03	0.05	0.07	0.12
04/ 1	F	6.0	541.9	361.0	15.0	20.80	0.56	0.325	0.06	<0.05	0.27	0.14	0.29	0.88	1.00	0.10	0.30	<0.05	<2.9	<3.1	1.66	0.44	2.10	0.05	0.06	0.11
05/ 1	F	7.0	766.0	397.0	15.0	21.60	0.79	0.244	0.18	0.20	0.07	0.33	0.67	1.37	1.38	0.15	0.44	<0.05	4.3	<4.8	1.40	0.41	1.81	0.10	0.10	0.20
Mean		6.1	540.4	353.0	15.0	21.76	0.75	0.212	<<0.09	<<0.08	0.24	0.18	0.37	0.93	1.01	0.11	0.33	<<0.05	<<3.0	<<3.3	1.30	0.45	1.76	0.07	0.09	0.17
Minim.		5.6	433.4	317.0	15.0	20.80	0.54	0.143	<0.05	<0.05	0.07	0.13	0.25	0.64	0.73	0.09	0.26	<0.05	<2.1	<2.4	0.72	0.31	1.03	0.05	0.06	0.11
Maxim.		7.0	766.0	397.0	15.0	23.40	1.02	0.325	0.18	0.20	0.37	0.33	0.67	1.37	1.38	0.15	0.44	<0.05	4.3	<4.8	1.66	0.66	2.10	0.10	0.13	0.22
St.dev		0.5	132.0	29.3	0.0	1.01	0.20	0.074	~0.06	~0.07	0.11	0.08	0.17	0.27	0.24	0.02	0.07	~0.00	~0.8	~0.9	0.35	0.13	0.43	0.02	0.03	0.05
Count		5	5	5	5	5	5	5	5	5	5	5	5	5	5	5	5	5	5	5	5	5	5	5	5	5

369

Tab.width cont'd **PLAT FLE, MU, J63, 53B Inner Sørfjord, 1997-0817.**

. Analytical Lab. ⇒				NIVA	NIVA	NIVA
. Analysis Code. ⇒				341	341	341
Detection Limit ⇒				0.05	0.05	0.05
Samp/ Repl. no.	Sex F/M	Age year	Wght g	Lngt mm	HCB ppb w.wt	QCB ppb w.wt	OCS ppb w.wt
01/ 1	M	5.6	433.4	317.0	0.20	0.10	<0.05
02/ 1	M	6.0	488.2	342.0	0.08	0.06	<0.05
03/ 1	F	6.0	472.4	348.0	0.11	0.05	<0.05
04/ 1	F	6.0	541.9	361.0	0.05	<0.05	<0.05
05/ 1	F	7.0	766.0	397.0	0.10	0.14	<0.05
Mean		6.1	540.4	353.0	0.11	<0.08	<<0.05
Minim.		5.6	433.4	317.0	0.05	<0.05	<0.05
Maxim.		7.0	766.0	397.0	0.20	0.14	<0.05
St.dev		0.5	132.0	29.3	0.06	~0.04	~0.00
Count		5	5	5	5	5	5

Sample.No 01 : Bulk of NIVA nos.:1,2,3,4,5 Bacterial fin rot (5)
Sample.No 02 : Bulk of NIVA nos.:6,7,8,9,10 Muscle with signs of inner bleeding (6+8+9)
Sample.No 03 : Bulk of NIVA nos.:11,12,13,14,15 Bacterial fin rot (13+15) Muscle with signs of inner bleeding (13+15)
Sample.No 04 : Bulk of NIVA nos.:16,17,18,19,20 Muscle with signs of inner bleeding (16+17+18+19+20)
Sample.No 05 : Bulk of NIVA nos.:21,22,23,24,25 Bacterial fin rot (23) Muscle with signs of inner bleeding (22)

Species : **PLAT FLE**, Platichthys flesus, GB: Flounder, N: Skrubbe.
Sample.area: **J63 Sørfjorden**, Tissue : **MUSCLE.**
Locality : **53B Inner Sørfjord**, Latitude: 60°05.00N, Longitude: 06°32.00E.
Catch,date : **1997-0818**, Count: 25, Sample type: **Bulked.**
Comment : Odda harbour, 5-10m, fish traps

. Analytical Lab. ⇒						NIVA	NIVA	NIVA	NIVA	NIVA	NIVA	NIVA	NIVA	NIVA	NIVA	NIVA	Σ(*)	Σ(*)	NIVA	NIVA	Σ(*)	NIVA	NIVA	Σ(*)
. Analysis Code. ⇒						310	341	341	341	341	341	341	341	341	341	341	!	!	341	341	!	341	341	!
Detection Limit ⇒						0.005	0.05	0.05	0.05	0.05	0.05	0.05	0.05	0.05	0.05	0.05	!	!	0.10	0.05	!	0.05	0.05	!
Samp/ Repl. no.	Sex F/M	Age year	Wght g	Lngt mm	Mean Weight g	Dry %	Fat %	Hg ppm w.wt	CB28 ppb w.wt	CB52 ppb w.wt	CB101 ppb w.wt	CB105 ppb w.wt	CB118 ppb w.wt	CB138 ppb w.wt	CB153 ppb w.wt	CB156 ppb w.wt	CB180 ppb w.wt	CB209 ppb w.wt	CB_Σ7 ppb w.wt	CB_ΣΣ ppb w.wt	DDEPP ppb w.wt	TDEPP ppb w.wt	DD_Σn ppb w.wt	HCHA ppb w.wt	HCHG ppb w.wt	HC_Σn ppb w.wt
01/ 1	F	5.0	307.6	286.0	15.0	22.40	0.41	0.074	<0.10	0.10	0.10	0.10	0.10	0.20	0.20	<0.10	0.10	<0.10	<0.9	<1.0	0.30	0.20	0.50	0.10	0.10	0.20
02/ 1	M	6.0	329.1	303.0	15.0	20.40	0.40	0.130	<0.10	0.10	0.60	0.30	0.60	1.20	1.40	0.10	0.40	<0.10	<4.4	<4.8	1.10	0.20	1.30	<0.10	0.10	<0.20
03/ 1	M	6.0	407.6	317.0	15.0	21.00	0.49	0.229	<0.10	0.10	0.10	0.10	0.10	0.30	0.40	<0.10	0.10	<0.10	<1.2	<1.3	0.90	0.20	1.10	<0.10	0.10	<0.20
04/ 1	F	7.0	470.8	350.0	14.4	19.40	0.50	0.221	<0.10	<0.10	0.40	0.20	0.40	1.20	1.40	0.20	0.50	<0.10	<4.0	<4.4	2.50	0.50	3.00	0.10	0.10	0.20
05/ 1	F	7.0	773.3	389.0	15.0	21.40	0.54	0.185	<0.10	0.10	0.20	0.10	0.20	0.50	0.60	0.10	0.20	<0.10	<1.9	<2.1	0.80	0.30	1.10	0.10	0.10	0.20
Mean		6.2	457.7	329.0	14.9	20.92	0.47	0.168	<<0.10	<0.10	0.28	0.16	0.28	0.68	0.80	<<0.12	0.26	<<0.10	<<2.5	<<2.7	1.12	0.28	1.40	<<0.10	0.10	<<0.20
Minim.		5.0	307.6	286.0	14.4	19.40	0.40	0.074	<0.10	<0.10	0.10	0.10	0.10	0.20	0.20	<0.10	0.10	<0.10	<0.9	<1.0	0.30	0.20	0.50	<0.10	0.10	<0.20
Maxim.		7.0	773.3	389.0	15.0	22.40	0.54	0.229	<0.10	0.10	0.60	0.30	0.60	1.20	1.40	0.20	0.50	<0.10	<4.4	<4.8	2.50	0.50	3.00	0.10	0.10	0.20
St.dev		0.8	188.0	41.0	0.3	1.12	0.06	0.065	~0.00	~0.00	0.22	0.09	0.22	0.49	0.57	~0.04	0.18	~0.00	~1.6	~1.8	0.83	0.13	0.94	~0.00	0.00	~0.00
Count		5	5	5	5	5	5	5	5	5	5	5	5	5	5	5	5	5	5	5	5	5	5	5	5	5

370

Tab.width cont'd **PLAT FLE, MU, J63, 53B Inner Sørfjord, 1997-0818.**

. Analytical Lab. =>				NIVA	NIVA	NIVA
. Analysis Code. =>				341	341	341
____ Detection Limit =>				0.05	0.05	0.05
Samp/ Repl. no.	Sex F/M	Age year	Wght g	Lngt mm	HCB ppb w.wt	QCB ppb w.wt	OCS ppb w.wt
01/ 1	F	5.0	307.6	286.0	0.10	0.10	<0.10
02/ 1	M	6.0	329.1	303.0	0.10	0.10	<0.10
03/ 1	M	6.0	407.6	317.0	0.10	<0.10	<0.10
04/ 1	F	7.0	470.8	350.0	0.10	0.10	<0.10
05/ 1	F	7.0	773.3	389.0	0.10	0.10	<0.10
Mean		6.2	457.7	329.0	0.10	<0.10	<<0.10
Minim.		5.0	307.6	286.0	0.10	<0.10	<0.10
Maxim.		7.0	773.3	389.0	0.10	0.10	<0.10
St.dev		0.8	188.0	41.0	0.00	0.00	0.00
Count		5	5	5	5	5	5

Sample.No 01 : Bulk of NIVA nos.:1,2,3,4,5
MUSCLE : Bulk of NIVA nos.:1,2,3,4,5
Sample.No 02 : Bulk of NIVA nos.:6,7,8,9,10 Skin with metacercariae of cf. Cryptocotyle lingua (9) Bacterial fin rot (9) Muscle with signs of inner bleeding (7) Join t monitoring Norwegian and Swedish investigation. (10)
MUSCLE : Bulk of NIVA nos.:6,7,8,9,10
Sample.No 03 : Bulk of NIVA nos.:11,12,13,14,15 Muscle with signs of inner bleeding (12+15)
MUSCLE : Bulk of NIVA nos.:11,12,13,14,15
Sample.No 04 : Bulk of NIVA nos.:16,17,18,19,20 Bacterial fin rot (19) Muscle with signs of inner bleeding (18+19)
MUSCLE : Bulk of NIVA nos.:16,17,18,19,20
Sample.No 05 : Bulk of NIVA nos.:21,22,23,24,25 Bacterial fin rot (23) Muscle with signs of inner bleeding (21+23+24+25)
MUSCLE : Bulk of NIVA nos.:21,22,23,24,25

371

Species : **PLAT FLE**, Platichthys flesus, GB: Flounder, N: Skrubbe.
Sample.area: **J63 Sørfjorden**, Tissue : **MUSCLE.**
Locality : **53B Inner Sørfjord**, Latitude: 60°08.00N, Longitude: 06°32.50E.
Catch,date : **1997-1001**, Count: 25, Sample type: **Bulked.**
Comment : Edna, 5-10m, fish traps

. Analytical Lab. =>							NIVA	NIVA	NIVA	NIVA	NIVA	NIVA	NIVA	NIVA	NIVA	NIVA	NIVA	Σ(*)	Σ(*)	NIVA	NIVA	Σ(*)	NIVA	NIVA	Σ(*)
. Analysis Code. =>							310	341	341	341	341	341	341	341	341	341	341	!	!	341	341	!	341	341	!
____ Detection Limit =>							0.005	0.05	0.05	0.05	0.05	0.05	0.05	0.05	0.05	0.05	0.05	!	!	0.10	0.05	!	0.05	0.05	!
Samp/ Repl. no.	Sex F/M	Age year	Wght g	Lngt mm	Mean Weight g	Dry %	Fat %	Hg ppm w.wt	CB28 ppb w.wt	CB52 ppb w.wt	CB101 ppb w.wt	CB105 ppb w.wt	CB118 ppb w.wt	CB138 ppb w.wt	CB153 ppb w.wt	CB156 ppb w.wt	CB180 ppb w.wt	CB209 ppb w.wt	CB_Σ7 ppb w.wt	CB_ΣΣ ppb w.wt	DDEPP ppb w.wt	TDEPP ppb w.wt	DD_Σn ppb w.wt	HCHA ppb w.wt	HCHG ppb w.wt	HC_Σn ppb w.wt
01/ 1	M	5.0	238.9	262.0	15.0	19.80	0.60	0.072	0.05	0.04	0.30	0.12	0.24	0.66	0.74	0.09	0.28	<0.03	2.3	<2.6	1.86	0.45	2.31	0.08	0.13	0.21
02/ 1	F	7.0	342.9	313.0	15.0	20.50	0.36	0.100	0.04	0.04	0.32	0.21	0.43	0.52	0.48	0.06	0.11	<0.03	1.9	<2.2	3.70	1.16	4.86	0.03	0.05	0.08
03/ 1	F	6.0	431.1	342.0	15.0	20.90	0.39	0.254	0.09	0.38	1.93	1.19	2.27	2.32	1.86	0.29	0.36	<0.03	9.2	<10.7	1.06	0.18	1.24	0.04	0.06	0.10
04/ 1	M	6.0	493.0	366.0	15.0	19.20	0.63	0.338	0.03	0.08	1.05	0.70	1.78	3.04	3.13	0.09	0.72	<0.03	9.8	<10.7	4.58	0.74	5.32	0.07	0.09	0.16
05/ 1	F	8.0	655.0	383.0	15.0	21.50	0.53	0.167	<0.03	<0.03	0.27	0.11	0.25	0.74	0.86	0.03	0.32	<0.03	<2.5	<2.6	0.80	0.28	1.08	0.11	0.09	0.20
Mean		6.4	432.2	333.2	15.0	20.38	0.50	0.186	<0.05	<0.11	0.77	0.47	0.99	1.46	1.41	0.11	0.36	<<0.03	<5.2	<<5.8	2.40	0.56	2.96	0.07	0.08	0.15
Minim.		5.0	238.9	262.0	15.0	19.20	0.36	0.072	<0.03	<0.03	0.27	0.11	0.24	0.52	0.48	0.03	0.11	<0.03	1.9	<2.2	0.80	0.18	1.08	0.03	0.05	0.08
Maxim.		8.0	655.0	383.0	15.0	21.50	0.63	0.338	0.09	0.38	1.93	1.19	2.27	3.04	3.13	0.29	0.72	<0.03	9.8	<10.7	4.58	1.16	5.32	0.11	0.13	0.21
St.dev		1.1	157.1	47.7	0.0	0.90	0.12	0.110	0.02	0.15	0.72	0.47	0.96	1.15	1.09	0.10	0.22	0.00	4.0	4.5	1.67	0.40	2.01	0.03	0.03	0.06
Count		5	5	5	5	5	5	5	5	5	5	5	5	5	5	5	5	5	5	5	5	5	5	5	5	5

Tab.width cont'd **PLAT FLE, MU, J63, 53B Inner Sørfjord, 1997-1001.**

. Analytical Lab. ⇒				NIVA	NIVA	NIVA
. Analysis Code. ⇒				341	341	341
Detection Limit ⇒				0.05	0.05	0.05
Samp/ Repl. no.	Sex F/M	Age year	Wght g	Lngt mm	HCB ppb w.wt	QCB ppb w.wt	OCS ppb w.wt
01/ 1	M	5.0	238.9	262.0	0.21	0.06	<0.03
02/ 1	F	7.0	342.9	313.0	0.04	0.03	<0.03
03/ 1	F	6.0	431.1	342.0	0.06	0.05	<0.03
04/ 1	M	6.0	493.0	366.0	0.09	0.03	<0.03
05/ 1	F	8.0	655.0	383.0	0.09	0.05	<0.03
Mean		6.4	432.2	333.2	0.10	0.04	<<0.03
Minim.		5.0	238.9	262.0	0.04	0.03	<0.03
Maxim.		8.0	655.0	383.0	0.21	0.06	<0.03
St.dev		1.1	157.1	47.7	0.07	0.01	~0.00
Count		5	5	5	5	5	5

Sample.No 01 : Bulk of NIVA nos.:1,2,3,4,5 Bacterial fin rot (4+5) Muscle with signs of inner bleeding (3+4+5)
Sample.No 02 : Bulk of NIVA nos.:6,7,8,9,10 Muscle with signs of inner bleeding (6+7+10)
Sample.No 03 : Bulk of NIVA nos.:11,12,13,14,15 Bacterial fin rot (11+13) Muscle with signs of inner bleeding (13)
Sample.No 04 : Bulk of NIVA nos:16,17,18,19,20 Bacterial fin rot (16) Muscle with signs of inner bleeding (16+18+20)
Sample.No 05 : Bulk of NIVA nos.:21,22,23,24,25 Bacterial fin rot (22) Muscle with signs of inner bleeding (21+22+24+25)

372

Species : **PLAT FLE**, Platichthys flesus, GB: Flounder, N: Skrubbe.
Sample.area: **J62 Hardangerfjorden**, Tissue : **MUSCLE.**
Locality : **67B Strandebarm**, Latitude: 60°13.10N, Longitude: 05°59.50E.
Catch,date : **1996-0817**, Count: 15, Sample type: **Bulked.**

. Analytical Lab. ⇒							NIVA	NIVA	NIVA	NIVA	NIVA	NIVA	NIVA	NIVA	NIVA	NIVA	NIVA	Σ(*)	Σ(*)	NIVA	NIVA	Σ(*)	NIVA	NIVA	Σ(*)
. Analysis Code. ⇒							310	341	341	341	341	341	341	341	341	341	341	!	!	341	341	!	341	341	!
Detection Limit ⇒							0.005	0.05	0.05	0.05	0.05	0.05	0.05	0.05	0.05	0.05	0.05	!	!	0.10	0.05	!	0.05	0.05	!
Samp/ Repl. no.	Sex F/M	Age year	Wght g	Lngt mm	Mean Weight g	Dry %	Fat %	Hg ppm w.wt	CB28 ppb w.wt	CB52 ppb w.wt	CB101 ppb w.wt	CB105 ppb w.wt	CB118 ppb w.wt	CB138 ppb w.wt	CB153 ppb w.wt	CB156 ppb w.wt	CB180 ppb w.wt	CB209 ppb w.wt	CB_Σ7 ppb w.wt	CB_ΣΣ ppb w.wt	DDEPP ppb w.wt	TDEPP ppb w.wt	DD_Σn ppb w.wt	HCHA ppb w.wt	HCHG ppb w.wt	HC_Σn ppb w.wt
01/ 1	X	4.8	420.4	336.0	20.5	20.50	0.17	0.180	<0.03	0.05	0.11	0.04	0.09	0.19	0.25	<0.03	0.07	<0.03	<0.8	<0.8	0.85	0.20	1.05	<0.03	0.08	<0.11
02/ 1	X	4.2	205.2	255.0	10.0	19.50	0.10	0.100	<0.03	s0.09	0.09	0.04	0.07	0.15	0.19	<0.03	0.05	<0.03	s<0.7	s<0.7	0.36	0.16	0.52	<0.03	0.05	<0.08
03/ 1	X	5.9	651.2	380.0	20.0	19.60	0.18	0.246	<0.03	s0.17	0.27	0.09	0.22	0.40	0.52	0.05	0.16	<0.03	s<1.8	s<1.9	0.94	0.32	1.26	<0.03	0.06	<0.09
Mean		5.0	425.6	323.7	16.8	19.87	0.15	0.175	<<0.03	0.05	0.16	0.06	0.13	0.25	0.32	<<0.04	0.09	<<0.03	<0.8	<0.8	0.72	0.23	0.94	<<0.03	0.06	<<0.09
Minim.		4.2	205.2	255.0	10.0	19.50	0.10	0.100	<0.03	0.05	0.09	0.04	0.07	0.15	0.19	<0.03	0.05	<0.03	<0.8	<0.8	0.36	0.16	0.52	<0.03	0.05	<0.08
Maxim.		5.9	651.2	380.0	20.5	20.50	0.18	0.246	<0.03	0.05	0.27	0.09	0.22	0.40	0.52	0.05	0.16	<0.03	<0.8	<0.8	0.94	0.32	1.26	<0.03	0.08	<0.11
St.dev		0.9	223.0	63.4	5.9	0.55	0.04	0.073	~0.00	.	0.10	0.03	0.08	0.13	0.18	~0.01	0.06	~0.00	.	.	0.31	0.08	0.38	~0.00	0.02	~0.02
Count		3	3	3	3	3	3	3	3	i1	3	3	3	3	3	3	3	3	i1	i1	3	3	3	3	3	3

s/q(6) ! Suspect value(s)
i (3) ! Suspect or ambiguous basis-value(s) ignored in statistics.

Tab.width cont'd PLAT FLE, MU, J62, 67B Strandebarm, 1996-0817.

. Analytical Lab. ⇒				NIVA	NIVA	NIVA
. Analysis Code. ⇒				341	341	341
____ Detection Limit ⇒				0.05	0.05	0.05
Samp/ Repl. no.	Sex F/M	Age year	Wght g	Lngt mm	HCB ppb w.wt	QCB ppb w.wt	OCS ppb w.wt
01/ 1	X	4.8	420.4	336.0	0.03	<0.03	<0.03
02/ 1	X	4.2	205.2	255.0	0.07	<0.03	<0.03
03/ 1	X	5.9	651.2	380.0	0.05	<0.03	<0.03
Mean		5.0	425.6	323.7	0.05	<<0.03	<<0.03
Minim.		4.2	205.2	255.0	0.03	<0.03	<0.03
Maxim.		5.9	651.2	380.0	0.07	<0.03	<0.03
St.dev		0.9	223.0	63.4	0.02	~0.00	~0.00
Count		3	3	3	3	3	3

Sample.No 01 : Bulk of NIVA nos.:1,2,3,4,5 Bacterial fin rot (2)
Sample.No 02 : Bulk of NIVA nos.:6,7,8,9,10
Sample.No 03 : Bulk fo NIVA nos.:11,12,13,14,15

Species : PLAT FLE, Platichthys flesus, GB: Flounder, N: Skrubbe.
Sample.area: J99 Undefined, Tissue : MUSCLE.
Locality : 23B Karihavet area, Latitude: 59°55.00N, Longitude: 05°07.00E.
Catch,date : 1994-1000, Count: 1, Sample type: Individual.

373

. Analytical Lab. ⇒						NIVA	NIVA	NIVA	NIVA	NIVA	NIVA	NIVA	NIVA	NIVA	NIVA	NIVA	Σ(*)	Σ(*)	NIVA	NIVA	Σ(*)	NIVA	NIVA	Σ(*)	NIVA
. Analysis Code. ⇒						310	341	341	341	341	341	341	341	341	341	341	!	!	341	341	!	341	341	!	341
____ Detection Limit ⇒						0.005	0.05	0.05	0.05	0.05	0.05	0.05	0.05	0.05	0.05	0.05	!	!	0.10	0.05	!	0.05	0.05	!	0.05
Samp/ Repl. no.	Sex F/M	Age year	Wght g	Lngt mm	Dry %	Fat %	Hg ppm w.wt	CB28 ppb w.wt	CB52 ppb w.wt	CB101 ppb w.wt	CB105 ppb w.wt	CB118 ppb w.wt	CB138 ppb w.wt	CB153 ppb w.wt	CB156 ppb w.wt	CB180 ppb w.wt	CB209 ppb w.wt	CB_Σ7 ppb w.wt	CB_ΣΣ ppb w.wt	DDEPP ppb w.wt	TDEPP ppb w.wt	DD_Σn ppb w.wt	HCHA ppb w.wt	HCHG ppb w.wt	HC_Σn ppb w.wt	HCB ppb w.wt
01/ 1	F	7.0	725.8	410.0	22.10	0.14	0.029	<0.03	0.03	0.03	<0.03	0.03	0.04	0.06	<0.03	<0.03	<0.03	<0.2	<0.2	0.07	<0.03	<0.10	0.03	0.07	0.10	0.03

Tab.width cont'd PLAT FLE, MU, J99, 23B Karihavet area, 1994-1000.

. Analytical Lab. ⇒					NIVA	NIVA
. Analysis Code. ⇒					341	341
____ Detection Limit ⇒					0.05	0.05
Samp/ Repl. no.	Sex F/M	Age year	Wght g	Lngt mm	QCB ppb w.wt	OCS ppb w.wt
01/ 1	F	7.0	725.8	410.0	<0.03	<0.03

Species : PLEU PLA, Pleuronectes platessa, GB: Plaice, N: Rødspette.
Sample.area: J26 Oslofjorden, Tissue : LIVER.
Locality : 30F Oslo City area, Latitude: 59°47.00N, Longitude: 10°34.00E.
Catch,date : 1995-0118, Count: 25, Sample type: Bulked.

. Analytical Lab. ⇒							NIVA	NIVA	NIVA	NIVA	NIVA	NIVA	NIVA	NIVA	NIVA	NIVA	NIVA	NIVA	NIVA	Σ(*)	Σ(*)	NIVA	NIVA	Σ(*)
. Analysis Code. ⇒							312	311	312	311	340	340	340	340	340	340	340	340	340	!	!	340	340	!
____ Detection Limit ⇒							0.050	0.010	0.030	1.00	3.00	3.00	3.00	3.00	3.00	3.00	3.00	3.00	3.00	!	!	4.00	3.00	!
Samp/ Repl. no.	Sex F/M	Age year	Wght g	Lngt mm	Mean Weight g	Dry %	Fat %	Cd ppm w.wt	Cu ppm w.wt	Pb ppm w.wt	Zn ppm w.wt	CB28 ppb w.wt	CB52 ppb w.wt	CB101 ppb w.wt	CB105 ppb w.wt	CB118 ppb w.wt	CB138 ppb w.wt	CB153 ppb w.wt	CB156 ppb w.wt	CB180 ppb w.wt	CB209 ppb w.wt	CB_Σ7 ppb w.wt	CB_ΣΣ ppb w.wt	DDEPP ppb w.wt	TDEPP ppb w.wt	DD_Σn ppb w.wt
01/ 1	M	4.0	411.4	327.0	4.4	28.10	13.00	0.081	3.400	0.250	30.60	10.00	22.00	25.00	24.00	55.00	38.00	46.00	3.00	11.00	1.00	207.0	235.0	13.00	3.00	16.00
02/ 1	M	5.0	496.8	342.0	5.1	25.40	10.00	0.074	3.300	0.500	29.50	5.00	13.00	19.00	14.00	34.00	26.00	35.00	2.00	6.00	1.00	138.0	155.0	12.00	3.00	15.00
03/ 1	X	5.0	525.0	351.0	13.1	.	7.00	0.101	3.100	0.540	33.70	7.00	4.00	6.00	17.00	42.00	34.00	47.00	2.00	7.00	1.00	147.0	167.0	11.00	2.00	13.00
04/ 1	M	5.0	523.8	360.0	5.7	25.80	11.00	0.113	2.800	0.640	29.90	miss	9.00	15.00	19.00	53.00	71.00	93.00	5.00	17.00	3.00	258.0	285.0	22.00	4.00	26.00
05/ 1	X	6.0	751.8	398.0	8.9	28.80	14.00	0.599	2.200	1.460	28.70	miss	5.00	9.00	26.00	78.00	118.00	214.00	9.00	70.00	5.00	494.0	534.0	23.00	<1.00	<24.00
Mean		5.0	541.8	355.6	7.5	27.03	11.00	0.194	2.960	0.678	30.48	7.33	10.60	14.80	20.00	52.40	57.40	87.00	4.20	22.20	2.20	248.8	275.2	16.20	<2.60	<18.80
Minim.		4.0	411.4	327.0	4.4	25.40	7.00	0.074	2.200	0.250	28.70	5.00	4.00	6.00	14.00	34.00	26.00	35.00	2.00	6.00	1.00	138.0	155.0	11.00	<1.00	13.00
Maxim.		6.0	751.8	398.0	13.1	28.80	14.00	0.599	3.400	1.460	33.70	10.00	22.00	25.00	26.00	78.00	118.00	214.00	9.00	70.00	5.00	494.0	534.0	23.00	4.00	26.00
St.dev		0.7	126.2	26.7	3.6	1.68	2.74	0.227	0.483	0.460	1.93	2.52	7.30	7.63	4.95	16.65	37.97	74.41	2.95	27.07	1.79	145.4	154.0	5.81	1.14	5.81
Count		5	5	5	5	4	5	5	5	5	5	3	5	5	5	5	5	5	5	5	5	5	5	5	5	5

miss(2) ! Missing value.

374

Tab.width cont'd PLEU PLA, LI, J26, 30F Oslo City area, 1995-0118.

. Analytical Lab. ⇒					NIVA	NIVA	Σ(*)	NIVA	NIVA	NIVA
. Analysis Code. ⇒					340	340	!	340	340	340
____ Detection Limit ⇒					3.00	3.00	!	3.00	3.00	3.00
Samp/ Repl. no.	Sex F/M	Age year	Wght g	Lngt mm	HCHA ppb w.wt	HCHG ppb w.wt	HC_Σn ppb w.wt	HCB ppb w.wt	QCB ppb w.wt	OCS ppb w.wt
01/ 1	M	4.0	411.4	327.0	1.00	2.00	3.00	2.00	<1.00	1.00
02/ 1	M	5.0	496.8	342.0	1.00	1.00	2.00	1.00	<1.00	<1.00
03/ 1	X	5.0	525.0	351.0	1.00	1.00	2.00	1.00	<1.00	<1.00
04/ 1	M	5.0	523.8	360.0	6.00	1.00	7.00	2.00	4.00	<1.00
05/ 1	X	6.0	751.8	398.0	4.00	<1.00	<5.00	2.00	<1.00	<1.00
Mean		5.0	541.8	355.6	2.60	<1.20	<3.80	1.60	<<1.60	<<1.00
Minim.		4.0	411.4	327.0	1.00	<1.00	2.00	1.00	<1.00	<1.00
Maxim.		6.0	751.8	398.0	6.00	2.00	7.00	2.00	4.00	1.00
St.dev		0.7	126.2	26.7	2.30	0.45	2.17	0.55	~1.34	~0.00
Count		5	5	5	5	5	5	5	5	5

Species : PLEU PLA, Pleuronectes platessa, GB: Plaice, N: Rødspette.
Sample.area: J26 Oslofjorden, Tissue : LIVER.
Locality : 30F Oslo City area, Latitude: 59°47.00N, Longitude: 10°34.00E.
Catch,date : 1995-1106, Count: 25, Sample type: Bulked.

. Analytical Lab. ⇒							NIVA	NIVA	NIVA	NIVA	NIVA	NIVA	NIVA	NIVA	NIVA	NIVA	NIVA	NIVA	Σ(*)	Σ(*)	NIVA	NIVA	Σ(*)	NIVA
. Analysis Code. ⇒							312	311	312	311	340	340	340	340	340	340	340	340	!	!	340	340	!	340
____ Detection Limit ⇒							0.050	0.010	0.030	1.00	3.00	3.00	3.00	3.00	3.00	3.00	3.00	3.00	!	!	4.00	3.00	!	3.00
Samp/ Repl. no.	Sex F/M	Age year	Wght g	Lngt mm	Dry %	Fat %	Cd ppm w.wt	Cu ppm w.wt	Pb ppm w.wt	Zn ppm w.wt	CB28 ppb w.wt	CB52 ppb w.wt	CB101 ppb w.wt	CB105 ppb w.wt	CB118 ppb w.wt	CB138 ppb w.wt	CB153 ppb w.wt	CB156 ppb w.wt	CB180 ppb w.wt	CB209 ppb w.wt	CB_Σ7 ppb w.wt	CB_ΣΣ ppb w.wt	DDEPP ppb w.wt	TDEPP ppb w.wt	DD_Σn ppb w.wt	HCHA ppb w.wt
01/ 1	M	4.0	500.2	348.0	29.00	11.20	0.074	2.700	0.150	28.30	3.00	11.00	21.00	10.00	25.00	38.00	52.00	3.00	10.00	2.00	160.0	175.0	5.00	<1.00	<6.00	<1.00
02/ 1	M	6.0	567.7	375.0	29.60	24.70	0.222	1.600	0.570	21.90	6.00	8.00	19.00	24.00	56.00	77.00	111.00	5.00	25.00	2.00	302.0	333.0	12.00	2.00	14.00	1.00
03/ 1	X	5.0	674.7	382.0	30.90	16.50	0.061	2.600	0.410	33.50	6.00	9.00	21.00	18.00	45.00	52.00	68.00	4.00	15.00	2.00	216.0	240.0	12.00	2.00	14.00	1.00
04/ 1	F	5.0	795.8	406.0	25.40	10.20	0.246	4.500	0.600	35.50	5.00	3.00	4.00	15.00	40.00	44.00	63.00	3.00	16.00	1.00	175.0	194.0	9.00	1.00	10.00	1.00
05/ 1	X	6.0	1010.4	440.0	23.70	10.70	0.394	4.200	0.710	35.90	2.00	4.00	8.00	14.00	41.00	63.00	88.00	4.00	23.00	1.00	229.0	248.0	14.00	2.00	16.00	1.00
Mean		5.2	709.8	390.2	27.72	14.66	0.199	3.120	0.488	31.02	4.40	7.00	14.60	16.20	41.40	54.80	76.40	3.80	17.80	1.60	216.4	238.0	10.40	<1.60	<12.00	<1.00
Minim.		4.0	500.2	348.0	23.70	10.20	0.061	1.600	0.150	21.90	2.00	3.00	4.00	10.00	25.00	38.00	52.00	3.00	10.00	1.00	160.0	175.0	5.00	<1.00	<6.00	<1.00
Maxim.		6.0	1010.4	440.0	30.90	24.70	0.394	4.500	0.710	35.90	6.00	11.00	21.00	24.00	56.00	77.00	111.00	5.00	25.00	2.00	302.0	333.0	14.00	2.00	16.00	1.00
St.dev		0.8	201.9	34.7	3.03	6.16	0.137	1.207	0.217	5.93	1.82	3.39	8.02	5.22	11.15	15.55	23.33	0.84	6.14	0.55	55.6	61.3	3.51	~0.55	~4.00	~0.00
Count		5	5	5	5	5	5	5	5	5	5	5	5	5	5	5	5	5	5	5	5	5	5	5	5	5

Tab.width cont'd PLEU PLA, LI, J26, 30F Oslo City area, 1995-1106.

. Analytical Lab. ⇒					NIVA	Σ(*)	NIVA	NIVA	NIVA
. Analysis Code. ⇒					340	!	340	340	340
____ Detection Limit ⇒					3.00	!	3.00	3.00	3.00
Samp/ Repl. no.	Sex F/M	Age year	Wght g	Lngt mm	HCHG ppb w.wt	HC_Σn ppb w.wt	HCB ppb w.wt	QCB ppb w.wt	OCS ppb w.wt
01/ 1	M	4.0	500.2	348.0	<1.00	<1.00	1.00	<1.00	<1.00
02/ 1	M	6.0	567.7	375.0	1.00	2.00	2.00	1.00	<1.00
03/ 1	X	5.0	674.7	382.0	1.00	2.00	3.00	1.00	4.00
04/ 1	F	5.0	795.8	406.0	1.00	2.00	2.00	<1.00	<1.00
05/ 1	X	6.0	1010.4	440.0	1.00	2.00	2.00	<1.00	<1.00
Mean		5.2	709.8	390.2	<1.00	<1.80	2.00	<<1.00	<<1.60
Minim.		4.0	500.2	348.0	<1.00	<1.00	1.00	<1.00	<1.00
Maxim.		6.0	1010.4	440.0	1.00	2.00	3.00	<1.00	4.00
St.dev		0.8	201.9	34.7	~0.00	~0.45	0.71	~0.00	~1.34
Count		5	5	5	5	5	5	5	5

Sample.No 01 : Bulk of NIVA nos.:1,2,3,4,5 Muscle with signs of inner bleeding on fish 5
Sample.No 02 : Bulk of NIVA nos.:6,7,8,9,10 Muscle with signs of inner bleeding on fish 6,9,10 Liver with signs of bleeding on fish 9
Sample.No 03 : Bulk of NIVA nos.:11,12,13,14,15 Muscle with signs of inner bleeding on fish 11,12
Sample.No 04 : Bulk of NIVA nos.:16,17,18,19,20 Bacterial fin rot on fish 17 Liver with signs of bleeding on fish 19
Sample.No 05 : Bulk of NIVA nos.:21,22,23,24,25

375

Species : PLEU PLA, Pleuronectes platessa, GB: Plaice, N: Rødspette.
Sample.area: J99 Undefined, Tissue : LIVER.
Locality : 15F Ullerø area, Latitude: 58°03.00N, Longitude: 06°43.00E.
Catch,date : 1993-1201, Count: 10, Sample type: Bulked.

. Analytical Lab. ⇒						NIVA 312	NIVA 311	NIVA 312	NIVA 311	NIVA 340	NIVA 340	NIVA 340	NIVA 340	NIVA 340	NIVA 340	NIVA 340	NIVA 340	NIVA 340	Σ(*) !	Σ(*) !	NIVA 340	NIVA 340	Σ(*) !
. Analysis Code. ⇒						0.050	0.010	0.030	1.00	4.00	4.00	4.00	4.00	4.00	4.00	4.00	4.00	4.00	!	!	4.00	4.00	!
Detection Limit ⇒																							
Samp/ Repl. no.	Sex F/M	Age year	Wght g	Lngt mm	Mean Weight g	Dry %	Fat %	Cd ppm w.wt	Cu ppm w.wt	Pb ppm w.wt	Zn ppm w.wt	CB28 ppb w.wt	CB52 ppb w.wt	CB101 ppb w.wt	CB105 ppb w.wt	CB118 ppb w.wt	CB138 ppb w.wt	CB153 ppb w.wt	CB156 ppb w.wt	CB180 ppb w.wt	CB209 ppb w.wt	CB Σ7 ppb w.wt	CB ΣΣ ppb w.wt	DDEPP ppb w.wt	TDEPP ppb w.wt	DD Σn ppb w.wt
01/ 1	X	5.0	672.1	387.0	12.9	31.50	15.00	0.077	2.520	0.061	46.90	<1.00	<1.00	3.00	2.00	6.00	8.00	13.00	1.00	3.00	2.00	<34.0	<39.0	6.00	1.00	7.00
02/ 1	X	5.0	767.1	405.0	15.0	29.80	11.80	0.096	3.490	0.043	50.40	<1.00	1.00	2.00	1.00	2.00	4.00	6.00	<1.00	1.00	<1.00	<17.0	<18.0	4.00	<1.00	<5.00
Mean		5.0	719.6	396.0	13.9	30.65	13.40	0.086	3.005	0.052	48.65	<<1.00	<<1.00	2.50	1.50	4.00	6.00	9.50	<<1.00	2.00	<<1.50	<<25.5	<<28.5	5.00	<<1.00	<<6.00
Minim.		5.0	672.1	387.0	12.9	29.80	11.80	0.077	2.520	0.043	46.90	<1.00	<1.00	2.00	1.00	2.00	4.00	6.00	<1.00	1.00	<1.00	<17.0	<18.0	4.00	<1.00	<5.00
Maxim.		5.0	767.1	405.0	15.0	31.50	15.00	0.096	3.490	0.061	50.40	<1.00	1.00	3.00	2.00	6.00	8.00	13.00	1.00	3.00	2.00	<34.0	<39.0	6.00	1.00	7.00
St.dev		0.0	67.2	12.7	1.5	1.20	2.26	0.013	0.686	0.013	2.47	~0.00	~0.00	0.71	0.71	2.83	2.83	4.95	0.00	1.41	0.71	~12.0	~14.8	1.41	0.00	1.41
Count		2	2	2	2	2	2	2	2	2	2	2	2	2	2	2	2	2	2	2	2	2	2	2	2	2

Tab.width cont'd PLEU PLA, LI, J99, 15F Ullerø area, 1993-1201.

. Analytical Lab. ⇒					NIVA 340	NIVA 340	Σ(*) !	NIVA 340	NIVA 340	NIVA 340
. Analysis Code. ⇒					4.00	4.00	!	4.00	4.00	4.00
Detection Limit ⇒										
Samp/ Repl. no.	Sex F/M	Age year	Wght g	Lngt mm	HCHA ppb w.wt	HCHG ppb w.wt	HC Σn ppb w.wt	HCB ppb w.wt	QCB ppb w.wt	OCS ppb w.wt
01/ 1	X	5.0	672.1	387.0	1.00	2.00	3.00	1.00	<1.00	<1.00
02/ 1	X	5.0	767.1	405.0	1.00	1.00	2.00	2.00	<1.00	<1.00
Mean		5.0	719.6	396.0	1.00	1.50	2.50	1.50	<<1.00	<<1.00
Minim.		5.0	672.1	387.0	1.00	1.00	2.00	1.00	<1.00	<1.00
Maxim.		5.0	767.1	405.0	1.00	2.00	3.00	2.00	<1.00	<1.00
St.dev		0.0	67.2	12.7	0.00	0.71	0.71	0.71	~0.00	~0.00
Count		2	2	2	2	2	2	2	2	2

Sample.No 01 : Bulk of NIVA nos.:1,2,3,4,5
Sample.No 02 : Bulk of NIVA nos.:6,7,8,9,10

376

Species : PLEU PLA, Pleuronectes platessa, GB: Plaice, N: Rødspette.
Sample.area: J99 Undefined, Tissue : LIVER.
Locality : 22F Boroyfjorden, Latitude: 59°43.00N, Longitude: 05°21.00E.
Catch,date : 1997-0226, Count: 25, Sample type: Bulked.

. Analytical Lab. ⇒						NIVA 312	NIVA 311	NIVA 312	NIVA 311	NIVA 340	NIVA 340	NIVA 340	NIVA 340	NIVA 340	NIVA 340	NIVA 340	NIVA 340	NIVA 340	Σ(*) !	Σ(*) !	NIVA 340	NIVA 340	Σ(*) !
. Analysis Code. ⇒						0.050	0.010	0.030	1.00	3.00	3.00	3.00	3.00	3.00	3.00	3.00	3.00	3.00	!	!	4.00	3.00	!
Detection Limit ⇒																							
Samp/ Repl. no.	Sex F/M	Age year	Wght g	Lngt mm	Mean Weight g	Dry %	Fat %	Cd ppm w.wt	Cu ppm w.wt	Pb ppm w.wt	Zn ppm w.wt	CB28 ppb w.wt	CB52 ppb w.wt	CB101 ppb w.wt	CB105 ppb w.wt	CB118 ppb w.wt	CB138 ppb w.wt	CB153 ppb w.wt	CB156 ppb w.wt	CB180 ppb w.wt	CB209 ppb w.wt	CB Σ7 ppb w.wt	CB ΣΣ ppb w.wt	DDEPP ppb w.wt	TDEPP ppb w.wt	DD Σn ppb w.wt
01/ 1	M	6.0	472.0	356.0	4.6	19.50	7.49	0.093	1.120	0.270	23.40	0.70	0.80	1.90	2.70	7.60	10.10	14.20	0.90	3.30	<0.50	38.6	<42.7	11.90	1.40	13.30
02/ 1	X	7.0	583.6	379.0	5.2	18.70	4.78	0.144	1.560	0.280	27.30	0.60	0.80	2.70	2.20	5.90	10.50	17.60	1.10	6.10	1.90	44.2	49.4	9.40	1.50	10.90
03/ 1	X	7.0	701.6	400.0	6.1	18.60	4.77	0.415	5.880	0.920	34.30	<0.50	<0.50	0.70	0.90	3.20	5.40	9.00	<0.50	2.20	0.50	<21.0	<22.4	7.80	0.60	8.40
04/ 1	X	7.0	843.8	421.0	8.3	20.90	5.83	0.400	3.960	0.280	30.20	<0.50	<0.50	0.70	0.60	2.20	3.20	4.80	<0.50	1.20	<0.50	<12.6	<13.2	5.30	0.60	5.90
05/ 1	F	8.0	1343.4	466.0	15.2	19.00	4.27	0.230	1.930	0.130	27.00	<0.50	<0.50	0.50	0.60	2.40	3.80	5.80	<0.50	1.60	<0.50	<14.6	<15.2	4.30	<0.50	<4.80
Mean		7.0	788.9	404.4	7.9	19.34	5.43	0.256	2.890	0.376	28.44	<<0.56	<<0.62	1.30	1.40	4.26	6.60	10.28	<<0.70	2.88	<<0.78	<<26.2	<<28.6	7.74	<0.92	<8.66
Minim.		6.0	472.0	356.0	4.6	18.60	4.27	0.093	1.120	0.130	23.40	<0.50	<0.50	0.50	0.60	2.20	3.20	4.80	<0.50	1.20	<0.50	<12.6	<13.2	4.30	<0.50	<4.80
Maxim.		8.0	1343.4	466.0	15.2	20.90	7.49	0.415	5.880	0.920	34.30	0.70	0.80	2.70	2.70	7.60	10.50	17.60	1.10	6.10	1.90	44.2	49.4	11.90	1.50	13.30
St.dev		0.7	339.4	42.1	4.4	0.94	1.29	0.146	1.994	0.311	4.07	~0.09	~0.16	0.96	0.98	2.38	3.47	5.49	~0.28	1.97	~0.63	~14.4	~16.5	3.08	0.49	3.50
Count		5	5	5	5	5	5	5	5	5	5	5	5	5	5	5	5	5	5	5	5	5	5	5	5	5

Tab.width cont'd PLEU PLA, LI, J99, 22F Borøyfjorden, 1997-0226.

Samp/ Repl. no.	Sex F/M	Age year	Wght g	Lngt mm	HCHA ppb w.wt	HCHG ppb w.wt	HC_Σn ppb w.wt	HCB ppb w.wt	QCB ppb w.wt	OCS ppb w.wt
. Analytical Lab. ⇒					NIVA	NIVA	Σ(*)	NIVA	NIVA	NIVA
. Analysis Code. ⇒					340	340	!	340	340	340
Detection Limit ⇒					3.00	3.00	!	3.00	3.00	3.00
01/ 1	M	6.0	472.0	356.0	0.50	1.40	1.90	0.90	<0.50	<0.50
02/ 1	X	7.0	583.6	379.0	<0.50	0.70	<1.20	0.50	<0.50	<0.50
03/ 1	X	7.0	701.6	400.0	<0.50	0.60	<1.10	<0.50	<0.50	<0.50
04/ 1	X	7.0	843.8	421.0	<0.50	1.00	<1.50	<0.50	<0.50	<0.50
05/ 1	F	8.0	1343.4	466.0	<0.50	0.90	<1.40	<0.50	<0.50	<0.50
Mean		7.0	788.9	404.4	<<0.50	0.92	<<1.42	<<0.58	<<0.50	<<0.50
Minim.		6.0	472.0	356.0	<0.50	0.60	<1.10	<0.50	<0.50	<0.50
Maxim.		8.0	1343.4	466.0	0.50	1.40	1.90	0.90	<0.50	<0.50
St.dev		0.7	339.4	42.1	~0.00	0.31	~0.31	~0.18	~0.00	~0.00
Count		5	5	5	5	5	5	5	5	5

Sample.No 01 : Bulk of NIVA nos.:1,2,3,4,5 Muscle with signs of inner bleeding (1,4,5)
Sample.No 02 : Bulk of NIVA nos.:6,7,8,9,10 Muscle with signs of inner bleeding (6,7,8,10)
Sample.No 03 : Bulk of NIVA nos.:11,12,13,14,15 Muscle with signs of inner bleeding (11,12,13)
Sample.No 04 : Bulk of NIVA nos.:16,17,18,19,20 Muscle with signs of inner bleeding (16,17)
Sample.No 05 : Bulk of NIVA nos.:21,22,23,24,25 Muscle with signs of inner bleeding (21,22,23,25)

377

Species : PLEU PLA, Pleuronectes platessa, GB: Plaice, N: Rødspette.
Sample.area: J99 Undefined, Tissue : LIVER.
Locality : 22F Borøyfjorden, Latitude: 59°43.00N, Longitude: 05°21.00E.
Catch,date : 1998-0115, Count: 25, Sample type: Bulked.

Samp/ Repl. no.	Sex F/M	Age year	Wght g	Lngt mm	Mean Weight g	Dry %	Fat %	Cd ppm w.wt	Cu ppm w.wt	Pb ppm w.wt	Zn ppm w.wt	CB28 ppb w.wt	CB52 ppb w.wt	CB101 ppb w.wt	CB105 ppb w.wt	CB118 ppb w.wt	CB138 ppb w.wt	CB153 ppb w.wt	CB156 ppb w.wt	CB180 ppb w.wt	CB209 ppb w.wt	CB_Σ7 ppb w.wt	CB_ΣΣ ppb w.wt	DDEPP ppb w.wt	TDEPP ppb w.wt	DD_Σn ppb w.wt
. Analytical Lab. ⇒								NIVA	NIVA	NIVA	NIVA	NIVA	NIVA	NIVA	NIVA	NIVA	NIVA	NIVA	NIVA	NIVA	NIVA	Σ(*)	Σ(*)	NIVA	NIVA	Σ(*)
. Analysis Code. ⇒								312	311	312	311	340	340	340	340	340	340	340	340	340	340	!	!	340	340	!
Detection Limit ⇒								0.050	0.010	0.040	1.00	3.00	3.00	3.00	3.00	3.00	3.00	3.00	3.00	3.00	3.00	!	!	4.00	3.00	!
01/ 1	M	4.6	457.6	357.0	3.5	22.10	6.57	0.106	1.330	0.130	27.70	0.20	<0.20	0.80	0.80	2.10	4.30	5.40	0.40	1.40	0.60	<14.4	<16.2	3.50	2.80	6.30
02/ 1	M	5.8	539.6	382.0	3.6	24.20	9.50	0.231	1.490	0.500	29.80	1.50	<0.20	5.30	5.70	16.00	40.00	55.00	4.10	12.00	2.00	<130.0	<141.8	30.00	7.00	37.00
03/ 1	M	6.2	635.2	392.0	5.2	21.60	6.11	0.306	3.220	0.320	32.20	1.50	0.50	7.10	4.00	12.00	15.00	23.00	1.40	3.40	2.00	62.5	69.9	46.00	12.00	58.00
04/ 1	M	6.6	701.0	403.0	5.5	20.30	4.56	0.241	1.990	0.280	30.30	0.40	0.50	1.00	0.70	2.20	3.90	5.80	0.30	1.20	<0.20	15.0	<16.2	4.90	0.60	5.50
05/ 1	F	8.2	1073.0	441.0	12.9	22.00	6.39	0.170	3.460	0.140	30.90	0.50	0.30	2.10	1.10	3.30	5.30	7.10	0.50	1.50	0.30	20.1	22.0	12.00	4.40	16.40
Mean		6.3	681.3	395.0	6.1	22.04	6.63	0.211	2.298	0.274	30.18	0.82	<<0.34	3.26	2.46	7.12	13.70	19.26	1.34	3.90	<1.02	<<48.4	<<53.2	19.28	5.36	24.64
Minim.		4.6	457.6	357.0	3.5	20.30	4.56	0.106	1.330	0.130	27.70	0.20	<0.20	0.80	0.70	2.10	3.90	5.40	0.30	1.20	<0.20	<14.4	<16.2	3.50	0.60	5.50
Maxim.		8.2	1073.0	441.0	12.9	24.20	9.50	0.306	3.460	0.500	32.20	1.50	0.50	7.10	5.70	16.00	40.00	55.00	4.10	12.00	2.00	<130.0	<141.8	46.00	12.00	58.00
St.dev		1.3	237.7	30.8	3.9	1.40	1.79	0.076	0.986	0.152	1.65	0.63	~0.15	2.80	2.27	6.45	15.40	21.29	1.60	4.61	~0.91	~49.8	~54.4	18.29	4.38	22.56
Count		5	5	5	5	5	5	5	5	5	5	5	5	5	5	5	5	5	5	5	5	5	5	5	5	5

Tab.width cont'd PLEU PLA, LI, J99, 22F Borøyfjorden, 1998-0115.

. Analytical Lab. ⇒				NIVA	NIVA	Σ(*)	NIVA	NIVA	NIVA
. Analysis Code. ⇒				340	340	!	340	340	340
____ Detection Limit ⇒				0.50	2.00	!	2.00	2.00	2.00
Samp/ Repl. no.	Sex F/M	Age year	Wght g	Lngt mm	HCHA ppb w.wt	HCHG ppb w.wt	HC_Σn ppb w.wt	HCB ppb w.wt	QCB ppb w.wt	OCS ppb w.wt
01/ 1	M	4.6	457.6	357.0	0.60	0.80	1.40	0.70	0.20	<0.20
02/ 1	M	5.8	539.6	382.0	0.80	1.40	2.20	1.90	0.40	<0.20
03/ 1	M	6.2	635.2	392.0	0.50	0.70	1.20	1.80	0.30	<0.20
04/ 1	M	6.6	701.0	403.0	0.20	0.40	0.60	0.30	<0.20	<0.20
05/ 1	F	8.2	1073.0	441.0	0.40	0.70	1.10	0.90	<0.20	<0.20
Mean		6.3	681.3	395.0	0.50	0.80	1.30	1.12	<<0.26	<<0.20
Minim.		4.6	457.6	357.0	0.20	0.40	0.60	0.30	<0.20	<0.20
Maxim.		8.2	1073.0	441.0	0.80	1.40	2.20	1.90	0.40	<0.20
St.dev		1.3	237.7	30.8	0.22	0.37	0.58	0.70	~0.09	~0.00
Count		5	5	5	5	5	5	5	5	5

Sample.No 01 : Bulk of NIVA nos.:1,2,3,4,5 Muscle with signs of inner bleeding (4+5)
Sample.No 02 : Bulk of NIVA nos.:6,7,8,9,10 Muscle with signs of inner bleeding (7)
Sample.No 03 : Bulk of NIVA nos.:11,12,13,14,15 Muscle with signs of inner bleeding (12+14)
Sample.No 04 : Bulk of NIVA nos.:16,17,18,19,20 Muscle with signs of inner bleeding (19)
Sample.No 05 : Bulk of NIVA nos.:21,22,23,24,25 Muscle with signs of inner bleeding (23+24+25)

Species : PLEU PLA, Pleuronectes platessa, GB: Plaice, N: Rødspette.
Sample.area: J99 Undefined, Tissue : LIVER.
Locality : 23B Karihavet area, Latitude: 59°55.00N, Longitude: 05°07.00E.
Catch,date : 1994-1000, Count: 15, Sample type: Bulked.

. Analytical Lab. ⇒						NIVA	NIVA	NIVA	NIVA	NIVA	NIVA	NIVA	NIVA	NIVA	NIVA	NIVA	NIVA	NIVA	NIVA	Σ(*)	Σ(*)	NIVA	NIVA	Σ(*)
. Analysis Code. ⇒						312	311	312	311	340	340	340	340	340	340	340	340	340	340	!	!	340	340	!
____ Detection Limit ⇒						0.050	0.010	0.030	1.00	3.00	3.00	3.00	3.00	3.00	3.00	3.00	3.00	3.00	3.00	!	!	4.00	3.00	!
Samp/ Repl. no.	Sex F/M	Age year	Wght g	Lngt mm	Mean Weight g	Dry %	Fat %	Cd ppm w.wt	Cu ppm w.wt	Pb ppm w.wt	Zn ppm w.wt	CB28 ppb w.wt	CB52 ppb w.wt	CB101 ppb w.wt	CB105 ppb w.wt	CB118 ppb w.wt	CB138 ppb w.wt	CB153 ppb w.wt	CB156 ppb w.wt	CB180 ppb w.wt	CB209 ppb w.wt	CB_Σ7 ppb w.wt	CB_ΣΣ ppb w.wt	DDEPP ppb w.wt	TDEPP ppb w.wt	DD_Σn ppb w.wt
01/ 1	X	4.0	558.8	371.0	5.8	32.00	16.80	0.163	3.500	0.070	27.50	1.00	2.00	4.00	1.00	4.00	7.00	10.00	1.00	2.00	<1.00	30.0	<33.0	10.00	2.00	12.00
02/ 1	X	5.0	784.6	408.0	11.4	31.00	16.10	0.265	5.000	0.100	34.10	1.00	3.00	7.00	4.00	13.00	25.00	37.00	2.00	10.00	1.00	96.0	103.0	27.00	4.00	31.00
03/ 1	X	7.0	1402.9	509.0	19.7	19.70	5.40	1.219	2.100	0.070	37.40	<1.00	1.00	1.00	1.00	3.00	5.00	8.00	<1.00	2.00	<1.00	<21.0	<22.0	6.00	1.00	7.00
Mean		5.3	915.4	429.3	12.3	27.57	12.77	0.549	3.533	0.080	33.00	<<1.00	2.00	4.00	2.00	6.67	12.33	18.33	<<1.33	4.67	<<1.00	<<49.0	<<52.7	14.33	2.33	16.67
Minim.		4.0	558.8	371.0	5.8	19.70	5.40	0.163	2.100	0.070	27.50	<1.00	1.00	1.00	1.00	3.00	5.00	8.00	<1.00	2.00	<1.00	<21.0	<22.0	6.00	1.00	7.00
Maxim.		7.0	1402.9	509.0	19.7	32.00	16.80	1.219	5.000	0.100	37.40	1.00	3.00	7.00	4.00	13.00	25.00	37.00	2.00	10.00	<1.00	96.0	103.0	27.00	4.00	31.00
St.dev		1.5	437.0	71.4	7.0	6.83	6.39	0.582	1.450	0.017	5.04	0.00	1.00	3.00	1.73	5.51	11.02	16.20	0.58	4.62	~0.00	41.0	~43.9	11.15	1.53	12.66
Count		3	3	3	3	3	3	3	3	3	3	3	3	3	3	3	3	3	3	3	3	3	3	3

378

Tab.width cont'd PLEU PLA, LI, J99, 23B Karihavet area, 1994-1000.

. Analytical Lab. ⇒				NIVA	NIVA	Σ(*)	NIVA	NIVA	NIVA
. Analysis Code. ⇒				340	340	!	340	340	340
____ Detection Limit ⇒				3.00	3.00	!	3.00	3.00	3.00
Samp/ Repl. no.	Sex F/M	Age year	Wght g	Lngt mm	HCHA ppb w.wt	HCHG ppb w.wt	HC_Σn ppb w.wt	HCB ppb w.wt	QCB ppb w.wt	OCS ppb w.wt
01/ 1	X	4.0	558.8	371.0	2.00	3.00	5.00	3.00	<1.00	<1.00
02/ 1	X	5.0	784.6	408.0	2.00	3.00	5.00	3.00	<1.00	<1.00
03/ 1	X	7.0	1402.9	509.0	<1.00	1.00	<2.00	1.00	<1.00	<1.00
Mean		5.3	915.4	429.3	<<1.67	2.33	<<4.00	2.33	<<1.00	<<1.00
Minim.		4.0	558.8	371.0	<1.00	1.00	<2.00	1.00	<1.00	<1.00
Maxim.		7.0	1402.9	509.0	2.00	3.00	5.00	3.00	<1.00	<1.00
St.dev		1.5	437.0	71.4	0.58	1.15	1.73	1.15	~0.00	~0.00
Count		3	3	3	3	3	3	3	3	3

Sample.No 01 : Bulk of NIVA nos.;1,2,3,4,5 Muscle with signs of inner bleeding on fish 5
Sample.No 02 : Bulk of NIVA nos.: 6,7,8,9,10 Muscle with signs of inner bleeding on fish 6
Sample.No 03 : Bulk of NIVA nos.:11,12,13,14,15 Skin with metacercariae of cf. Cryptocotyle lingua on fish 13

Species : PLEU PLA, Pleuronectes platessa, GB: Plaice, N: Rødspette.
Sample.area: J99 Undefined, Tissue : LIVER.
Locality : 92B Stokken area, Latitude: 64°09.85N, Longitude: 09°53.00E.
Catch,date : 1995-0927, Count: 2, Sample type: Homogenate.

. Analytical Lab. ⇒						NIVA	NIVA	NIVA	NIVA	NIVA	NIVA	NIVA	NIVA	NIVA	NIVA	NIVA	NIVA	NIVA	NIVA	Σ(*)	Σ(*)	NIVA	NIVA	Σ(*)
. Analysis Code. ⇒						312	311	312	311	340	340	340	340	340	340	340	340	340	340	!	!	340	340	!
____ Detection Limit ⇒						0.050	0.010	0.030	1.00	3.00	3.00	3.00	3.00	3.00	3.00	3.00	3.00	3.00	3.00	!	!	4.00	3.00	!
Samp/ Repl. no.	Sex F/M	Age year	Wght g	Lngt mm	Mean Weight g	Dry %	Fat %	Cd ppm w.wt	Cu ppm w.wt	Pb ppm w.wt	Zn ppm w.wt	CB28 ppb w.wt	CB52 ppb w.wt	CB101 ppb w.wt	CB105 ppb w.wt	CB118 ppb w.wt	CB138 ppb w.wt	CB153 ppb w.wt	CB156 ppb w.wt	CB180 ppb w.wt	CB209 ppb w.wt	CB_Σ7 ppb w.wt	CB_ΣΣ ppb w.wt	DDEPP ppb w.wt	TDEPP ppb w.wt	DD_Σn ppb w.wt
01/ 1	F	6.0	1262.5	465.0	27.7	29.10	13.80	0.527	3.800	0.050	45.90	miss	2.00	2.00	1.00	3.00	5.00	8.00	<1.00	1.00	<1.00	21.0	<23.0	3.00	<1.00	<4.00

miss(1) ! Missing value.

Tab.width cont'd PLEU PLA, LI, J99, 92B Stokken area, 1995-0927.

. Analytical Lab. ⇒					NIVA	NIVA	Σ(*)	NIVA	NIVA	NIVA
. Analysis Code. ⇒					340	340	!	340	340	340
____ Detection Limit ⇒					3.00	3.00	!	3.00	3.00	3.00
Samp/ Repl. no.	Sex F/M	Age year	Wght g	Lngt mm	HCHA ppb w.wt	HCHG ppb w.wt	HC_Σn ppb w.wt	HCB ppb w.wt	QCB ppb w.wt	OCS ppb w.wt
01/ 1	F	6.0	1262.5	465.0	1.00	<3.00	<4.00	2.00	1.00	<1.00

Sample.No 01 : Bulk of NIVA nos.: 1,2

379

Species : PLEU PLA, Pleuronectes platessa, GB: Plaice, N: Rødspette.
Sample.area: J99 Undefined, Tissue : LIVER.
Locality : 98F Lille Molla, Latitude: 68°12.00N, Longitude: 14°48.00E.
Catch,date : 1993-1115, Count: 14, Sample type: Bulked.

. Analytical Lab. =>							NIVA	NIVA	NIVA	NIVA	NIVA	NIVA	NIVA	NIVA	NIVA	NIVA	NIVA	NIVA	NIVA	Σ(*)	Σ(*)	NIVA	NIVA	Σ(*)
. Analysis Code. =>							312	311	312	311	340	340	340	340	340	340	340	340	340	!	!	340	340	!
____ Detection Limit =>							0.050	0.010	0.030	1.00	4.00	4.00	4.00	4.00	4.00	4.00	4.00	4.00	4.00	!	!	4.00	4.00	!
Samp/ Repl. no.	Sex F/M	Age year	Wght g	Lngt mm	Mean Weight g	Dry %	Fat %	Cd ppm w.wt	Cu ppm w.wt	Pb ppm w.wt	Zn ppm w.wt	CB28 ppb w.wt	CB52 ppb w.wt	CB101 ppb w.wt	CB105 ppb w.wt	CB118 ppb w.wt	CB138 ppb w.wt	CB153 ppb w.wt	CB156 ppb w.wt	CB180 ppb w.wt	CB209 ppb w.wt	CB_Σ7 ppb w.wt	CB_ΣΣ ppb w.wt	DDEPP ppb w.wt	TDEPP ppb w.wt	DD_Σn ppb w.wt
01/ 1	M	4.0	302.1	300.0	3.1	18.40	3.69	0.090	2.100	<.030	30.50	<1.00	<1.00	<1.00	<1.00	<1.00	s1.00	1.00	<1.00	1.00	<1.00	s<4.0	s<4.0	1.00	<1.00	<2.00
02/ 1	X	4.0	353.2	310.0	4.7	19.90	6.46	0.120	1.500	0.040	25.60	<1.00	<1.00	1.00	<1.00	1.00	2.00	2.00	<1.00	1.00	<1.00	<8.0	<8.0	3.00	1.00	4.00
03/ 1	X	5.0	405.1	332.0	5.7	19.90	5.95	0.100	2.500	0.030	27.60	<1.00	<1.00	1.00	<1.00	2.00	3.00	3.00	<1.00	1.00	<1.00	<11.0	<11.0	3.00	3.00	6.00
Mean		4.3	353.5	314.0	4.5	19.40	5.37	0.103	2.033	<<.033	27.90	<<1.00	<<1.00	<<1.00	<<1.00	<<1.33	2.50	2.00	<<1.00	1.00	<<1.00	<<9.5	<<9.5	2.33	<<1.67	<<4.00
Minim.		4.0	302.1	300.0	3.1	18.40	3.69	0.090	1.500	<.030	25.60	<1.00	<1.00	<1.00	<1.00	<1.00	2.00	1.00	<1.00	1.00	<1.00	<8.0	<8.0	1.00	<1.00	<2.00
Maxim.		5.0	405.1	332.0	5.7	19.90	6.46	0.120	2.500	0.040	30.50	<1.00	<1.00	1.00	<1.00	2.00	3.00	3.00	<1.00	1.00	<1.00	<11.0	<11.0	3.00	3.00	6.00
St.dev		0.6	51.5	16.4	1.3	0.87	1.47	0.015	0.503	~.006	2.46	~0.00	~0.00	~0.00	~0.00	~0.58	0.71	1.00	~0.00	0.00	~0.00	~2.1	~2.1	1.15	~1.15	~2.00
Count		3	3	3	3	3	3	3	3	3	3	3	3	3	3	3	i2	3	3	3	3	i2	i2	3	3	3

s/q(3) ! Suspect value(s)
i (3) ! Suspect or ambiguous basis-value(s) ignored in statistics.

380

Tab.width cont'd PLEU PLA, LI, J99, 98F Lille Molla, 1993-1115.

. Analytical Lab. =>					NIVA	NIVA	Σ(*)	NIVA	NIVA	NIVA
. Analysis Code. =>					340	340	!	340	340	340
____ Detection Limit =>					4.00	4.00	!	4.00	4.00	4.00
Samp/ Repl. no.	Sex F/M	Age year	Wght g	Lngt mm	HCHA ppb w.wt	HCHG ppb w.wt	HC_Σn ppb w.wt	HCB ppb w.wt	QCB ppb w.wt	OCS ppb w.wt
01/ 1	M	4.0	302.1	300.0	<1.00	<1.00	<1.00	<1.00	<1.00	<1.00
02/ 1	X	4.0	353.2	310.0	1.00	1.00	2.00	1.00	<1.00	<1.00
03/ 1	X	5.0	405.1	332.0	<1.00	<1.00	<1.00	1.00	<1.00	<1.00
Mean		4.3	353.5	314.0	<<1.00	<<1.00	<<1.33	<<1.00	<<1.00	<<1.00
Minim.		4.0	302.1	300.0	<1.00	<1.00	<1.00	<1.00	<1.00	<1.00
Maxim.		5.0	405.1	332.0	<1.00	<1.00	2.00	1.00	<1.00	<1.00
St.dev		0.6	51.5	16.4	~0.00	~0.00	~0.58	~0.00	~0.00	~0.00
Count		3	3	3	3	3	3	3	3	3

Sample.No 01 : Bulk of NIVA nos.;1,2,3,4 Signs of mechanical damage (e.g., net wounds)
Sample.No 02 : Bulk of NIVA nos.;5,6,7,8,9 Signs of mechanical damage (e.g., net wounds)
Sample.No 03 : Bulk of Niva nos.;10,11,12,13,14 Liver with signs of bleeding Signs of mechanical damage (e.g., net wounds)

Species : PLEU PLA, Pleuronectes platessa, GB: Plaice, N: Rødspette.
Sample.area: J99 Undefined, Tissue : LIVER.
Locality : 98F Lille Molla, Latitude: 68°12.00N, Longitude: 14°48.00E.
Catch,date : 1995-1101, Count: 24, Sample type: Bulked.

. Analytical Lab. =>							NIVA	NIVA	NIVA	NIVA	NIVA	NIVA	NIVA	NIVA	NIVA	NIVA	NIVA	NIVA	NIVA	Σ(*)	Σ(*)	NIVA	NIVA	Σ(*)
. Analysis Code. =>							312	311	312	311	340	340	340	340	340	340	340	340	340	!	!	340	340	!
____ Detection Limit =>							0.050	0.010	0.030	1.00	3.00	3.00	3.00	3.00	3.00	3.00	3.00	3.00	3.00	!	!	4.00	3.00	!
Samp/ Repl. no.	Sex F/M	Age year	Wght g	Lngt mm	Mean Weight g	Dry %	Fat %	Cd ppm w.wt	Cu ppm w.wt	Pb ppm w.wt	Zn ppm w.wt	CB28 ppb w.wt	CB52 ppb w.wt	CB101 ppb w.wt	CB105 ppb w.wt	CB118 ppb w.wt	CB138 ppb w.wt	CB153 ppb w.wt	CB156 ppb w.wt	CB180 ppb w.wt	CB209 ppb w.wt	CB_Σ7 ppb w.wt	CB_ΣΣ ppb w.wt	DDEPP ppb w.wt	TDEPP ppb w.wt	DD_Σn ppb w.wt
01/ 1	M	5.0	536.2	372.0	3.6	24.60	9.40	0.805	1.200	0.310	28.50	<1.00	1.00	3.00	2.00	6.00	10.00	14.00	1.00	3.00	<1.00	<38.0	<41.0	8.00	1.00	9.00
02/ 1	M	6.0	692.0	394.0	4.8	27.70	13.20	0.583	1.900	0.320	27.90	1.00	2.00	5.00	3.00	7.00	11.00	16.00	1.00	4.00	<1.00	46.0	<51.0	11.00	2.00	13.00
03/ 1	M	6.0	732.4	410.0	5.4	24.20	11.50	0.747	4.200	0.130	28.20	<1.00	1.00	1.00	1.00	4.00	6.00	9.00	1.00	2.00	<1.00	<24.0	<26.0	4.00	<1.00	<5.00
04/ 1	M	6.0	775.8	426.0	4.6	20.90	6.10	1.870	1.800	0.430	30.80	<1.00	1.00	3.00	3.00	9.00	14.00	21.00	1.00	7.00	<1.00	<56.0	<60.0	15.00	<1.00	<16.00
05/ 1	X	7.0	1169.2	468.0	10.9	19.50	3.50	0.615	4.600	<.040	29.70	<1.00	<1.00	<1.00	<1.00	1.00	1.00	2.00	<1.00	<1.00	<1.00	<5.0	<5.0	1.00	<1.00	<2.00
Mean		6.0	781.1	414.0	5.9	23.38	8.74	0.924	2.740	<.246	29.02	<<1.00	<1.20	<2.60	<2.00	5.40	8.40	12.40	<1.00	<3.40	<<1.00	<<33.8	<<36.6	7.80	<<1.20	<<9.00
Minim.		5.0	536.2	372.0	3.6	19.50	3.50	0.583	1.200	<.040	27.90	<1.00	<1.00	<1.00	<1.00	1.00	1.00	2.00	<1.00	<1.00	<1.00	<5.0	<5.0	1.00	<1.00	<2.00
Maxim.		7.0	1169.2	468.0	10.9	27.70	13.20	1.870	4.600	0.430	30.80	<1.00	2.00	5.00	3.00	9.00	14.00	21.00	1.00	7.00	<1.00	<56.0	<60.0	15.00	2.00	<16.00
St.dev		0.7	235.0	36.2	2.9	3.24	3.95	0.537	1.545	0.158	1.21	~0.00	0.45	1.67	1.00	3.05	5.03	7.23	0.00	2.30	~0.00	~19.9	~21.7	5.54	~0.45	~5.70
Count		5	5	5	5	5	5	5	5	5	5	5	5	5	5	5	5	5	5	5	5	5	5	5	5	5

miss(5) ! Missing value.

Tab.width cont'd PLEU PLA, LI, J99, 98F Lille Molla, 1995-1101.

. Analytical Lab. =>					NIVA	NIVA	Σ(*)	NIVA	NIVA	NIVA
. Analysis Code. =>					340	340	!	340	340	340
____ Detection Limit =>					3.00	3.00	!	3.00	3.00	3.00
Samp/ Repl. no.	Sex F/M	Age year	Wght g	Lngt mm	HCHA ppb w.wt	HCHG ppb w.wt	HC_Σn ppb w.wt	HCB ppb w.wt	QCB ppb w.wt	OCS ppb w.wt
01/ 1	M	5.0	536.2	372.0	<1.00	miss	<1.00	2.00	<1.00	<1.00
02/ 1	M	6.0	692.0	394.0	1.00	miss	1.00	4.00	<1.00	<1.00
03/ 1	M	6.0	732.4	410.0	1.00	miss	1.00	1.00	<1.00	<1.00
04/ 1	M	6.0	775.8	426.0	<1.00	miss	<1.00	1.00	<1.00	<1.00
05/ 1	X	7.0	1169.2	468.0	<1.00	miss	<1.00	<1.00	<1.00	<1.00
Mean		6.0	781.1	414.0	<<1.00	.	<<1.00	<1.80	<<1.00	<<1.00
Minim.		5.0	536.2	372.0	<1.00	.	<1.00	<1.00	<1.00	<1.00
Maxim.		7.0	1169.2	468.0	<1.00	.	<1.00	4.00	<1.00	<1.00
St.dev		0.7	235.0	36.2	~0.00	.	~0.00	1.30	~0.00	~0.00
Count		5	5	5	5	.	5	5	5	5

Species : PLEU PLA, Pleuronectes platessa, GB: Plaice, N: Rødspette.
Sample.area: J99 Undefined, Tissue : LIVER.
Locality : 98F Lille Molla, Latitude: 68°12.00N, Longitude: 14°48.00E.
Catch,date : 1997-1115, Count: 20, Sample type: Bulked.

. Analytical Lab. ⇒							NIVA	NIVA	NIVA	NIVA	NIVA	NIVA	NIVA	NIVA	NIVA	NIVA	NIVA	NIVA	NIVA	Σ(*)	Σ(*)	NIVA	NIVA	Σ(*)
. Analysis Code. ⇒							312	311	312	311	340	340	340	340	340	340	340	340	340	!	!	340	340	!
____ Detection Limit ⇒							0.050	0.010	0.040	1.00	3.00	3.00	3.00	3.00	3.00	3.00	3.00	3.00	3.00	!	!	4.00	3.00	!
Samp/ Repl. no.	Sex F/M	Age year	Wght g	Lngt mm	Mean Weight g	Dry %	Fat %	Cd ppm w.wt	Cu ppm w.wt	Pb ppm w.wt	Zn ppm w.wt	CB28 ppb w.wt	CB52 ppb w.wt	CB101 ppb w.wt	CB105 ppb w.wt	CB118 ppb w.wt	CB138 ppb w.wt	CB153 ppb w.wt	CB156 ppb w.wt	CB180 ppb w.wt	CB209 ppb w.wt	CB_Σ7 ppb w.wt	CB_ΣΣ ppb w.wt	DDEPP ppb w.wt	TDEPP ppb w.wt	DD_Σn ppb w.wt
01/ 1	F	6.6	760.8	403.0	8.0	21.60	8.33	0.443	1.880	0.060	26.30	<0.20	<0.20	0.50	1.00	1.60	2.80	3.70	0.20	0.90	<0.20	<9.7	<10.9	3.50	0.40	3.90
02/ 1	F	7.4	946.0	432.0	14.9	20.10	17.31	0.149	1.630	<.050	33.20	0.60	<0.20	3.20	2.80	6.60	10.00	11.00	0.40	2.40	<0.20	<34.0	<37.2	15.00	2.90	17.90
03/ 1	F	7.8	1018.2	449.0	14.2	21.90	8.97	0.380	1.480	<.050	30.10	0.40	<0.20	1.80	1.80	4.10	6.40	8.30	0.50	1.70	<0.20	<22.9	<25.2	16.00	5.00	21.00
04/ 1	M	8.4	1251.6	474.0	15.7	29.80	16.76	0.276	1.060	<.050	24.60	0.70	2.40	5.80	5.10	12.00	20.00	25.00	1.50	5.90	<0.20	71.8	<78.6	29.00	4.00	33.00
Mean		7.6	994.2	439.5	13.2	23.35	12.84	0.312	1.513	<<.053	28.55	<<0.48	<<0.75	2.83	2.68	6.07	9.80	12.00	0.65	2.73	<<0.20	<<34.6	<<38.0	15.88	3.08	18.95
Minim.		6.6	760.8	403.0	8.0	20.10	8.33	0.149	1.060	<.050	24.60	<0.20	<0.20	0.50	1.00	1.60	2.80	3.70	0.20	0.90	<0.20	<9.7	<10.9	3.50	0.40	3.90
Maxim.		8.4	1251.6	474.0	15.7	29.80	17.31	0.443	1.880	0.060	33.20	0.70	2.40	5.80	5.10	12.00	20.00	25.00	1.50	5.90	<0.20	71.8	<78.6	29.00	5.00	33.00
St.dev		0.8	203.0	29.8	3.5	4.37	4.85	0.129	0.344	~.005	3.86	~0.22	~1.10	2.27	1.78	4.45	7.41	9.18	0.58	2.20	~0.00	~26.7	~29.1	10.43	1.98	11.96
Count		4	4	4	4	4	4	4	4	4	4	4	4	4	4	4	4	4	4	4	4	4	4	4	4	4

382

Tab.width cont'd PLEU PLA, LI, J99, 98F Lille Molla, 1997-1115.

. Analytical Lab. ⇒					NIVA	NIVA	Σ(*)	NIVA	NIVA	NIVA
. Analysis Code. ⇒					340	340	!	340	340	340
____ Detection Limit ⇒					0.50	2.00	!	2.00	2.00	2.00
Samp/ Repl. no.	Sex F/M	Age year	Wght g	Lngt mm	HCHA ppb w.wt	HCHG ppb w.wt	HC_Σn ppb w.wt	HCB ppb w.wt	QCB ppb w.wt	OCS ppb w.wt
01/ 1	F	6.6	760.8	403.0	0.70	0.40	1.10	1.00	0.40	<0.20
02/ 1	F	7.4	946.0	432.0	1.70	1.50	3.20	1.90	0.70	<0.20
03/ 1	F	7.8	1018.2	449.0	0.90	0.60	1.50	1.60	0.60	<0.20
04/ 1	M	8.4	1251.6	474.0	1.80	1.50	3.30	2.10	1.40	<0.20
Mean		7.6	994.2	439.5	1.28	1.00	2.28	1.65	0.78	<<0.20
Minim.		6.6	760.8	403.0	0.70	0.40	1.10	1.00	0.40	<0.20
Maxim.		8.4	1251.6	474.0	1.80	1.50	3.30	2.10	1.40	<0.20
St.dev		0.8	203.0	29.8	0.56	0.58	1.14	0.48	0.43	~0.00
Count		4	4	4	4	4	4	4	4	4

Sample.No 01 : Bulk of NIVA nos.:1,2,3,4,5
Sample.No 02 : Bulk of NIVA nos.:6,7,8,9,10 Muscle with signs of inner bleeding
Sample.No 03 : Bulk of NIVA nos.:11,12,13,14,15
Sample.No 04 : Bulk of NIVA nos.:16,17,18,19,20 Liver and/or intestinal guts with larvae of Anisakis simplex

Species : PLEU PLA, Pleuronectes platessa, GB: Plaice, N: Rødspette.
Sample.area: J99 Undefined, Tissue : LIVER.
Locality : 10F Skogerøy, Latitude: 69°55.00N, Longitude: 29°51.00E.
Catch,date : 1997-0906, Count: 24, Sample type: Bulked.

. Analytical Lab. ⇒								NIVA	NIVA	NIVA	NIVA	NIVA	NIVA	NIVA	NIVA	NIVA	NIVA	NIVA	NIVA	Σ(*)	Σ(*)	NIVA	NIVA	Σ(*)
. Analysis Code. ⇒								312	311	312	311	340	340	340	340	340	340	340	340	!	!	340	340	!
Detection Limit ⇒								0.050	0.010	0.040	1.00	3.00	3.00	3.00	3.00	3.00	3.00	3.00	3.00	!	!	4.00	3.00	!
Samp/ Repl. no.	Sex F/M	Age year	Wght g	Lngt mm	Mean Weight g	Dry %	Fat %	Cd ppm w.wt	Cu ppm w.wt	Pb ppm w.wt	Zn ppm w.wt	CB28 ppb w.wt	CB52 ppb w.wt	CB101 ppb w.wt	CB105 ppb w.wt	CB118 ppb w.wt	CB138 ppb w.wt	CB153 ppb w.wt	CB156 ppb w.wt	CB180 ppb w.wt	CB209 ppb w.wt	CB Σ7 ppb w.wt	CB ΣΣ ppb w.wt	DDEPP ppb w.wt	TDEPP ppb w.wt	DD Σn ppb w.wt
01/ 1	F	8.2	662.0	378.0	10.0	30.60	14.85	0.374	1.910	0.210	36.80	<0.20	<0.20	2.70	3.10	8.50	13.00	14.00	1.40	3.70	<0.20	<42.1	<46.6	15.00	5.40	20.40
02/ 1	M	8.0	835.4	403.0	11.9	29.80	13.48	1.040	2.750	0.050	40.80	0.30	<0.20	2.50	4.60	15.00	18.00	23.00	2.20	6.00	0.30	<65.0	<72.1	40.00	6.80	46.80
03/ 1	M	9.6	924.2	429.0	13.1	27.80	11.65	0.418	1.390	0.080	45.10	0.40	<0.20	3.40	2.40	6.90	9.10	9.70	1.00	2.30	<0.20	<32.0	<35.4	13.00	4.40	17.40
04/ 1	F	9.6	982.4	445.0	12.8	26.30	10.27	1.010	1.290	0.150	41.90	0.40	0.30	2.80	3.10	9.90	13.00	16.00	1.50	4.00	<0.20	46.4	<51.2	18.00	5.10	23.10
05/ 1	F	10.0	1032.3	455.0	16.7	25.50	9.17	0.571	3.080	0.210	45.30	0.30	0.50	1.50	1.50	4.20	5.60	6.20	0.60	1.50	<0.20	19.8	<22.1	8.40	2.80	11.20
Mean		9.1	887.3	422.0	12.9	28.00	11.88	0.683	2.084	0.140	41.98	<0.32	<<0.28	2.58	2.94	8.90	11.74	13.78	1.34	3.50	<<0.22	<<41.1	<<45.5	18.88	4.90	23.78
Minim.		8.0	662.0	378.0	10.0	25.50	9.17	0.374	1.290	0.050	36.80	<0.20	<0.20	1.50	1.50	4.20	5.60	6.20	0.60	1.50	<0.20	19.8	<22.1	8.40	2.80	11.20
Maxim.		10.0	1032.3	455.0	16.7	30.60	14.85	1.040	3.080	0.210	45.30	0.40	0.50	3.40	4.60	15.00	18.00	23.00	2.20	6.00	0.30	<65.0	<72.1	40.00	6.80	46.80
St.dev		0.9	145.7	31.5	2.4	2.19	2.31	0.321	0.803	0.073	3.50	~0.08	~0.13	0.69	1.14	4.01	4.66	6.40	0.60	1.73	~0.04	~16.9	~18.6	12.31	1.46	13.61
Count		5	5	5	5	5	5	5	5	5	5	5	5	5	5	5	5	5	5	5	5	5	5	5	5	5

Tab.width cont'd PLEU PLA, LI, J99, 10F Skogerøy, 1997-0906.

. Analytical Lab. ⇒					NIVA	NIVA	Σ(*)	NIVA	NIVA	NIVA
. Analysis Code. ⇒					340	340	!	340	340	340
Detection Limit ⇒					0.50	2.00	!	2.00	2.00	2.00
Samp/ Repl. no.	Sex F/M	Age year	Wght g	Lngt mm	HCHA ppb w.wt	HCHG ppb w.wt	HC Σn ppb w.wt	HCB ppb w.wt	QCB ppb w.wt	OCS ppb w.wt
01/ 1	F	8.2	662.0	378.0	1.60	1.00	2.60	6.10	1.00	<0.20
02/ 1	M	8.0	835.4	403.0	1.30	0.90	2.20	6.30	0.60	<0.20
03/ 1	M	9.6	924.2	429.0	1.10	0.80	1.90	6.40	0.50	<0.20
04/ 1	F	9.6	982.4	445.0	1.10	0.80	1.90	5.10	0.40	<0.20
05/ 1	F	10.0	1032.3	455.0	0.90	0.60	1.50	4.40	0.30	<0.20
Mean		9.1	887.3	422.0	1.20	0.82	2.02	5.66	0.56	<<0.20
Minim.		8.0	662.0	378.0	0.90	0.60	1.50	4.40	0.30	<0.20
Maxim.		10.0	1032.3	455.0	1.60	1.00	2.60	6.40	1.00	<0.20
St.dev		0.9	145.7	31.5	0.26	0.15	0.41	0.87	0.27	~0.00
Count		5	5	5	5	5	5	5	5	5

Sample.No 01 : Bulk of NIVA nos.:1,2,3,4,5 Skin with red film and/or uneven pigmentations (1+2+3) Muscle with signs of inner bleeding (1+5)
LIVER : Bulk of NIVA nos.:1,2,3,4,5
Sample.No 02 : Bulk of NIVA nos.:6,7,8,9,10 Skin with metacercariae of cf. Cryptocotyle lingua (7) Muscle with signs of inner bleeding (6+9) Liver and/or intestinal guts with larvae of Anisakis simplex (6+8+9+10)
LIVER : Bulk of NIVA nos.:6,7,8,9,10
Sample.No 03 : Bulk of NIVA nos.:11,12,13,14,15 Muscle with signs of inner bleeding (11+12+13+14+15) Liver and/or intestinal guts with larvae of Anisakis simplex (12)
LIVER : Bulk of NIVA nos.:11,12,13,14,15
Sample.No 04 : Bulk of NIVA nos.:16,17,18,19,20 Skin with metacercariae of cf. Cryptocotyle lingua (16) Muscle with signs of inner bleeding (16+17+18+19) Liver and/or intestinal guts with larvae of Anisakis simplex (16+17+18+19+20)
LIVER : Bulk of NIVA nos.:16,17,18,19,20
Sample.No 05 : Bulk of NIVA nos.: 21,22,23,24 Muscle with signs of inner bleeding (22+24) Liver and/or intestinal guts with larvae of Anisakis simplex (22)
LIVER : Bulk of NIVA nos.:21,22,23,24

383

Species : PLEU PLA, Pleuronectes platessa, GB: Plaice, N: Rødspette.
Sample.area: J26 Oslofjorden, Tissue : MUSCLE.
Locality : 30F Oslo City area, Latitude: 59°47.00N, Longitude: 10°34.00E.
Catch,date : 1995-0118, Count: 25, Sample type: Bulked.

. Analytical Lab. ⇒						NIVA	NIVA	NIVA	NIVA	NIVA	NIVA	NIVA	NIVA	NIVA	NIVA	NIVA	Σ(*)	Σ(*)	NIVA	NIVA	Σ(*)	NIVA	NIVA	Σ(*)	NIVA
. Analysis Code. ⇒						310	341	341	341	341	341	341	341	341	341	341	!	!	341	341	!	341	341	!	341
____ Detection Limit ⇒						0.005	0.05	0.05	0.05	0.05	0.05	0.05	0.05	0.05	0.05	0.05	!	!	0.10	0.05	!	0.05	0.05	!	0.05
Samp/ Repl. no.	Sex F/M	Age year	Wght g	Lngt mm	Dry %	Fat %	Hg ppm w.wt	CB28 ppb w.wt	CB52 ppb w.wt	CB101 ppb w.wt	CB105 ppb w.wt	CB118 ppb w.wt	CB138 ppb w.wt	CB153 ppb w.wt	CB156 ppb w.wt	CB180 ppb w.wt	CB209 ppb w.wt	CB_Σ7 ppb w.wt	CB_ΣΣ ppb w.wt	DDEPP ppb w.wt	TDEPP ppb w.wt	DD_Σn ppb w.wt	HCHA ppb w.wt	HCHG ppb w.wt	HC_Σn ppb w.wt	HCB ppb w.wt
01/ 1	M	4.0	411.4	327.0	19.90	0.22	0.033	0.16	0.31	0.38	0.39	0.79	0.69	0.73	0.07	0.19	<0.03	3.3	<3.7	0.32	0.20	0.52	0.05	0.10	0.15	0.08
02/ 1	M	5.0	496.8	342.0	20.50	0.16	0.023	0.07	0.13	0.15	0.16	0.34	0.25	0.30	0.03	0.07	<0.03	1.3	<1.5	0.17	0.07	0.24	0.03	0.06	0.09	0.04
03/ 1	X	5.0	525.0	351.0	20.00	0.13	0.038	0.13	0.10	0.14	0.37	0.80	0.74	0.90	0.06	0.20	<0.03	3.0	<3.5	0.36	0.11	0.47	0.03	0.06	0.09	0.05
04/ 1	M	5.0	523.8	360.0	20.30	0.14	0.044	0.09	0.13	0.15	0.20	0.46	0.60	0.71	0.05	0.13	<0.03	2.3	<2.5	0.31	0.11	0.42	0.03	0.06	0.09	0.05
05/ 1	X	6.0	751.8	398.0	18.80	0.14	0.071	0.06	0.05	0.06	0.32	0.80	0.90	1.32	0.07	0.33	<0.03	3.5	<3.9	0.38	0.07	0.45	0.04	0.07	0.11	0.06
Mean		5.0	541.8	355.6	19.90	0.16	0.042	0.10	0.14	0.18	0.29	0.64	0.64	0.79	0.06	0.18	<<0.03	2.7	<<3.0	0.31	0.11	0.42	0.04	0.07	0.11	0.06
Minim.		4.0	411.4	327.0	18.80	0.13	0.023	0.06	0.05	0.06	0.16	0.34	0.25	0.30	0.03	0.07	<0.03	1.3	<1.5	0.17	0.07	0.24	0.03	0.06	0.09	0.04
Maxim.		6.0	751.8	398.0	20.50	0.22	0.071	0.16	0.31	0.38	0.39	0.80	0.90	1.32	0.07	0.33	<0.03	3.5	<3.9	0.38	0.20	0.52	0.05	0.10	0.15	0.08
St.dev		0.7	126.2	26.7	0.66	0.04	0.018	0.04	0.10	0.12	0.10	0.22	0.24	0.37	0.02	0.10	~0.00	0.9	~1.0	0.08	0.05	0.11	0.01	0.02	0.03	0.02
Count		5	5	5	5	5	5	5	5	5	5	5	5	5	5	5	5	5	5	5	5	5	5	5	5	5

Tab.width cont'd PLEU PLA, MU, J26, 30F Oslo City area, 1995-0118.

. Analytical Lab. ⇒					NIVA	NIVA
. Analysis Code. ⇒					341	341
____ Detection Limit ⇒					0.05	0.05
Samp/ Repl. no.	Sex F/M	Age year	Wght g	Lngt mm	QCB ppb w.wt	OCS ppb w.wt
01/ 1	M	4.0	411.4	327.0	<0.03	0.03
02/ 1	M	5.0	496.8	342.0	<0.03	<0.03
03/ 1	X	5.0	525.0	351.0	<0.03	<0.03
04/ 1	M	5.0	523.8	360.0	<0.03	<0.03
05/ 1	X	6.0	751.8	398.0	<0.03	<0.03
Mean		5.0	541.8	355.6	<<0.03	<<0.03
Minim.		4.0	411.4	327.0	<0.03	<0.03
Maxim.		6.0	751.8	398.0	<0.03	0.03
St.dev		0.7	126.2	26.7	~0.00	~0.00
Count		5	5	5	5	5

384

Species : PLEU PLA, Pleuronectes platessa, GB: Plaice, N: Rødspette.
Sample.area: J26 Oslofjorden, Tissue : MUSCLE.
Locality : 30F Oslo City area, Latitude: 59°47.00N, Longitude: 10°34.00E.
Catch,date : 1995-1106, Count: 25, Sample type: Bulked.

. Analytical Lab. =>						NIVA	NIVA	NIVA	NIVA	NIVA	NIVA	NIVA	NIVA	NIVA	NIVA	Σ(*)	Σ(*)	NIVA	NIVA	Σ(*)	NIVA	NIVA	Σ(*)	NIVA
. Analysis Code. =>						310	341	341	341	341	341	341	341	341	341	!	!	341	341	!	341	341	!	341
____ Detection Limit =>						0.005	0.05	0.05	0.05	0.05	0.05	0.05	0.05	0.05	0.05	!	!	0.10	0.05	!	0.05	0.05	!	0.05
Samp/ Repl. no.	Sex F/M	Age year	Wght g	Lngt mm	Dry %	Fat %	Hg ppm w.wt	CB28 ppb w.wt	CB52 ppb w.wt	CB101 ppb w.wt	CB105 ppb w.wt	CB118 ppb w.wt	CB138 ppb w.wt	CB153 ppb w.wt	CB156 ppb w.wt	CB180 ppb w.wt	CB209 ppb w.wt	CB_Σ7 ppb w.wt	CB_ΣΣ ppb w.wt	DDEPP ppb w.wt	TDEPP ppb w.wt	DD_Σn ppb w.wt	HCHA ppb w.wt	HCHG ppb w.wt	HC_Σn ppb w.wt	HCB ppb w.wt
01/ 1	M	4.0	500.2	348.0	30.40	0.06	0.042	0.06	0.17	0.20	0.13	0.25	0.28	0.33	0.03	0.08	<0.03	1.4	<1.6	0.13	0.04	0.17	<0.03	0.03	<0.06	<0.03
02/ 1	M	6.0	567.7	375.0	19.70	0.09	0.033	0.06	0.16	0.18	0.23	0.47	0.67	1.06	0.07	0.29	<0.03	2.9	<3.2	0.24	0.06	0.30	<0.03	0.03	<0.06	0.03
03/ 1	X	5.0	674.7	382.0	20.80	0.14	0.026	0.12	0.19	0.22	0.31	0.60	0.54	0.69	0.05	0.16	<0.03	2.5	<2.9	0.25	0.06	0.31	<0.03	miss	<0.03	0.03
04/ 1	F	5.0	795.8	406.0	24.20	0.06	0.039	<0.03	0.06	0.04	0.14	0.29	0.30	0.38	0.03	0.09	<0.03	<1.2	<1.4	0.15	0.03	0.18	<0.03	0.04	<0.07	<0.03
05/ 1	X	6.0	1010.4	440.0	19.30	0.08	0.058	<0.03	0.06	0.07	0.13	0.29	0.39	0.50	0.03	0.13	<0.03	<1.5	<1.6	0.17	<0.03	<0.20	<0.03	0.11	<0.14	<0.03
Mean		5.2	709.8	390.2	22.88	0.09	0.040	<<0.06	0.13	0.14	0.19	0.38	0.44	0.59	0.04	0.15	<<0.03	<<1.9	<<2.1	0.19	<0.04	<0.23	<<0.03	0.05	<<0.07	<<0.03
Minim.		4.0	500.2	348.0	19.30	0.06	0.026	<0.03	0.06	0.04	0.13	0.25	0.28	0.33	0.03	0.08	<0.03	<1.2	<1.4	0.13	<0.03	0.17	<0.03	0.03	<0.03	<0.03
Maxim.		6.0	1010.4	440.0	30.40	0.14	0.058	0.12	0.19	0.22	0.31	0.60	0.67	1.06	0.07	0.29	<0.03	2.9	<3.2	0.25	0.06	0.31	<0.03	0.11	<0.14	<0.03
St.dev		0.8	201.9	34.7	4.62	0.03	0.012	~0.04	0.06	0.08	0.08	0.15	0.17	0.30	0.02	0.08	~0.00	~0.8	~0.9	0.05	0.02	0.07	~0.00	0.04	~0.04	~0.00
Count		5	5	5	5	5	5	5	5	5	5	5	5	5	5	5	5	5	5	5	5	5	5	4	5	5

miss(1) ! Missing value.

385

Tab.width cont'd PLEU PLA, MU, J26, 30F Oslo City area, 1995-1106.

. Analytical Lab. =>					NIVA	NIVA
. Analysis Code. =>					341	341
____ Detection Limit =>					0.05	0.05
Samp/ Repl. no.	Sex F/M	Age year	Wght g	Lngt mm	QCB ppb w.wt	OCS ppb w.wt
01/ 1	M	4.0	500.2	348.0	<0.03	<0.03
02/ 1	M	6.0	567.7	375.0	<0.03	<0.03
03/ 1	X	5.0	674.7	382.0	<0.03	<0.03
04/ 1	F	5.0	795.8	406.0	<0.03	<0.03
05/ 1	X	6.0	1010.4	440.0	<0.03	<0.03
Mean		5.2	709.8	390.2	<<0.03	<<0.03
Minim.		4.0	500.2	348.0	<0.03	<0.03
Maxim.		6.0	1010.4	440.0	<0.03	<0.03
St.dev		0.8	201.9	34.7	~0.00	~0.00
Count		5	5	5	5	5

Sample.No 01 : Bulk of NIVA nos.:1,2,3,4,5 Muscle with signs of inner bleeding on fish 5
Sample.No 02 : Bulk of NIVA nos.:6,7,8,9,10 Muscle with signs of inner bleeding on fish 6,9,10 Liver with signs of bleeding on fish 9
Sample.No 03 : Bulk of NIVA nos.:11,12,13,14,15 Muscle with signs of inner bleeding on fish 11,12
Sample.No 04 : Bulk of NIVA nos.:16,17,18,19,20 Bacterial fin rot on fish 17 Liver with signs of bleeding on fish 19
Sample.No 05 : Bulk of NIVA nos.:21,22,23,24,25

Species : PLEU PLA, Pleuronectes platessa, GB: Plaice, N: Rødspette.
Sample.area: J99 Undefined, Tissue : MUSCLE.
Locality : 15F Ullerø area, Latitude: 58°03.00N, Longitude: 06°43.00E.
Catch,date : 1993-1201, Count: 10, Sample type: Bulked.

Samp/ Repl. no.	Sex F/M	Age year	Wght g	Lngt mm	Dry %	Fat %	Hg ppm w.wt	CB28 ppb w.wt	CB52 ppb w.wt	CB101 ppb w.wt	CB105 ppb w.wt	CB118 ppb w.wt	CB138 ppb w.wt	CB153 ppb w.wt	CB156 ppb w.wt	CB180 ppb w.wt	CB209 ppb w.wt	CB Σ7 ppb w.wt	CB ΣΣ ppb w.wt	DDEPP ppb w.wt	TDEPP ppb w.wt	DD Σn ppb w.wt	HCHA ppb w.wt	HCHG ppb w.wt	HC Σn ppb w.wt	HCB ppb w.wt
. Analytical Lab. ⇒							NIVA 310	NIVA 341	NIVA 341	NIVA 341	NIVA 341	NIVA 341	NIVA 341	NIVA 341	NIVA 341	NIVA 341	NIVA 341	Σ(*) !	Σ(*) !	NIVA 341	NIVA 341	Σ(*) !	NIVA 341	NIVA 341	Σ(*) !	NIVA 341
. Analysis Code. ⇒							0.005	0.10	0.10	0.10	0.10	0.10	0.10	0.10	0.10	0.10	0.10	!	!	0.10	0.10	!	0.10	0.10	!	0.10
Detection Limit ⇒																										
01/ 1	X	5.0	672.1	387.0	19.30	0.41	0.018	<0.10	<0.10	0.10	0.10	0.20	0.20	0.30	<0.10	0.10	<0.10	<1.0	<1.1	0.20	<0.10	<0.30	0.10	s0.10	s0.20	0.10
02/ 1	X	5.0	767.1	405.0	18.50	0.30	0.028	<0.10	<0.10	0.10	<0.10	0.10	0.10	0.10	<0.10	<0.10	<0.10	<0.5	<0.5	0.10	<0.10	<0.20	0.10	s0.10	s0.20	0.10
Mean		5.0	719.6	396.0	18.90	0.36	0.023	<<0.10	<<0.10	0.10	<<0.10	0.15	0.15	0.20	<<0.10	<<0.10	<<0.10	<<0.8	<<0.8	0.15	<<0.10	<<0.25	0.10	s0.10	s0.20	0.10
Minim.		5.0	672.1	387.0	18.50	0.30	0.018	<0.10	<0.10	0.10	<0.10	0.10	0.10	0.10	<0.10	<0.10	<0.10	<0.5	<0.5	0.10	<0.10	<0.20	0.10	s0.10	s0.20	0.10
Maxim.		5.0	767.1	405.0	19.30	0.41	0.028	<0.10	<0.10	0.10	0.10	0.20	0.20	0.30	<0.10	0.10	<0.10	<1.0	<1.1	0.20	<0.10	<0.30	0.10	s0.10	s0.20	0.10
St.dev		0.0	67.2	12.7	0.57	0.08	0.007	~0.00	~0.00	0.00	0.00	0.07	0.07	0.14	~0.00	0.00	~0.00	~0.4	~0.4	0.07	~0.00	~0.07	0.00	0.00	0.00	0.00
Count		2	2	2	2	2	2	2	2	2	2	2	2	2	2	2	2	2	2	2	2	2	2	2	2	2

s/q(10) ! Suspect value(s)

Tab.width cont'd PLEU PLA, MU, J99, 15F Ullerø area, 1993-1201.

Samp/ Repl. no.	Sex F/M	Age year	Wght g	Lngt mm	QCB ppb w.wt	OCS ppb w.wt
. Analytical Lab. ⇒					NIVA 341	NIVA 341
. Analysis Code. ⇒					0.10	0.10
Detection Limit ⇒						
01/ 1	X	5.0	672.1	387.0	<0.10	<0.10
02/ 1	X	5.0	767.1	405.0	<0.10	<0.10
Mean		5.0	719.6	396.0	<<0.10	<<0.10
Minim.		5.0	672.1	387.0	<0.10	<0.10
Maxim.		5.0	767.1	405.0	<0.10	<0.10
St.dev		0.0	67.2	12.7	~0.00	~0.00
Count		2	2	2	2	2

Sample.No 01 : Bulk of NIVA nos.:1,2,3,4,5
Sample.No 02 : Bulk of NIVA nos.:6,7,8,9,10

386

Species : PLEU PLA, Pleuronectes platessa, GB: Plaice, N: Rødspette.
Sample.area: J99 Undefined, Tissue : MUSCLE.
Locality : 22F Borøyfjorden, Latitude: 59°43.00N, Longitude: 05°21.00E.
Catch,date : 1997-0226, Count: 25, Sample type: Bulked.

Samp/ Repl. no.	Sex F/M	Age year	Wght g	Lngt mm	Mean Weight g	Dry %	Fat %	Hg ppm w.wt	CB28 ppb w.wt	CB52 ppb w.wt	CB101 ppb w.wt	CB105 ppb w.wt	CB118 ppb w.wt	CB138 ppb w.wt	CB153 ppb w.wt	CB156 ppb w.wt	CB180 ppb w.wt	CB209 ppb w.wt	CB Σ7 ppb w.wt	CB ΣΣ ppb w.wt	DDEPP ppb w.wt	TDEPP ppb w.wt	DD Σn ppb w.wt	HCHA ppb w.wt	HCHG ppb w.wt	HC Σn ppb w.wt
. Analytical Lab. ⇒								NIVA 310	NIVA 341	NIVA 341	NIVA 341	NIVA 341	NIVA 341	NIVA 341	NIVA 341	NIVA 341	NIVA 341	NIVA 341	Σ(*) !	Σ(*) !	NIVA 341	NIVA 341	Σ(*) !	NIVA 341	NIVA 341	Σ(*) !
. Analysis Code. ⇒								0.005	0.05	0.05	0.05	0.05	0.05	0.05	0.05	0.05	0.05	0.05	!	!	0.10	0.05	!	0.05	0.05	!
Detection Limit ⇒																										
01/ 1	M	6.0	472.0	356.0	20.0	19.20	0.30	0.025	0.04	0.04	0.09	0.33	0.78	0.96	1.27	0.08	0.30	<0.03	3.5	<3.9	0.69	0.07	0.76	0.03	0.20	0.23
02/ 1	X	7.0	583.6	379.0	20.0	17.60	0.20	0.033	0.03	0.05	0.11	0.10	0.28	0.49	0.89	0.05	0.34	0.05	2.2	2.4	0.47	0.08	0.55	<0.03	0.09	<0.12
03/ 1	X	7.0	701.6	400.0	20.0	17.00	0.20	0.079	<0.03	0.03	0.06	0.06	0.19	0.27	0.42	<0.03	0.08	<0.03	<1.1	<1.1	0.45	0.05	0.50	<0.03	0.11	<0.14
04/ 1	X	7.0	843.8	421.0	20.0	16.40	0.31	0.045	0.03	0.03	0.05	0.05	0.15	0.23	0.35	<0.03	0.08	<0.03	0.9	<1.0	0.36	0.07	0.43	0.03	miss	0.03
05/ 1	F	8.0	1343.4	466.0	20.0	17.00	0.34	0.057	<0.03	<0.03	0.05	0.06	0.22	0.38	0.56	0.04	0.15	0.03	<1.4	<1.5	0.48	0.05	0.53	<0.03	0.08	<0.11
Mean		7.0	788.9	404.4	20.0	17.44	0.27	0.048	<<0.03	<0.04	0.07	0.12	0.32	0.47	0.70	<<0.05	0.19	<<0.03	<<1.8	<<2.0	0.49	0.06	0.55	<<0.03	0.12	<<0.13
Minim.		6.0	472.0	356.0	20.0	16.40	0.20	0.025	<0.03	<0.03	0.05	0.05	0.15	0.23	0.35	<0.03	0.08	<0.03	0.9	<1.0	0.36	0.05	0.43	<0.03	0.08	0.03
Maxim.		8.0	1343.4	466.0	20.0	19.20	0.34	0.079	0.04	0.05	0.11	0.33	0.78	0.96	1.27	0.08	0.34	0.05	3.5	<3.9	0.69	0.08	0.76	0.03	0.20	0.23
St.dev		0.7	339.4	42.1	0.0	1.07	0.07	0.021	~0.00	0.01	0.03	0.12	0.26	0.29	0.38	~0.02	0.12	~0.01	~1.1	~1.2	0.12	0.01	0.12	~0.00	0.05	~0.07
Count		5	5	5	5	5	5	5	5	5	5	5	5	5	5	5	5	5	5	5	5	5	5	5	4	5

miss(1) ! Missing value.

Tab.width cont'd PLEU PLA, MU, J99, 22F Borøyfjorden, 1997-0226.

. Analytical Lab. ⇒				NIVA	NIVA	NIVA
. Analysis Code. ⇒				341	341	341
____ Detection Limit ⇒				0.05	0.05	0.05
Samp/ Repl. no.	Sex F/M	Age year	Wght g	Lngt mm	HCB ppb w.wt	QCB ppb w.wt	OCS ppb w.wt
01/ 1	M	6.0	472.0	356.0	0.05	<0.03	<0.03
02/ 1	X	7.0	583.6	379.0	<0.03	<0.03	<0.03
03/ 1	X	7.0	701.6	400.0	<0.03	<0.03	<0.03
04/ 1	X	7.0	843.8	421.0	0.03	<0.03	<0.03
05/ 1	F	8.0	1343.4	466.0	<0.03	<0.03	<0.03
Mean		7.0	788.9	404.4	<<0.03	<<0.03	<<0.03
Minim.		6.0	472.0	356.0	<0.03	<0.03	<0.03
Maxim.		8.0	1343.4	466.0	0.05	<0.03	<0.03
St.dev		0.7	339.4	42.1	~0.01	~0.00	~0.00
Count		5	5	5	5	5	5

Sample.No 01 : Bulk of NIVA nos.:1,2,3,4,5 Muscle with signs of inner bleeding (1,4,5)
Sample.No 02 : Bulk of NIVA nos.:6,7,8,9,10 Muscle with signs of inner bleeding (6,7,8,10)
Sample.No 03 : Bulk of NIVA nos.:11,12,13,14,15 Muscle with signs of inner bleeding (11,12,13)
Sample.No 04 : Bulk of NIVA nos.:16,17,18,19,20 Muscle with signs of inner bleeding (16,17)
Sample.No 05 : Bulk of NIVA nos.:21,22,23,24,25 Muscle with signs of inner bleeding (21,22,23,25)

387

Species : PLEU PLA, Pleuronectes platessa, GB: Plaice, N: Rødspette.
Sample.area: J99 Undefined, Tissue : MUSCLE.
Locality : 22F Borøyfjorden, Latitude: 59°43.00N, Longitude: 05°21.00E.
Catch,date : 1998-0115, Count: 25, Sample type: Bulked.

. Analytical Lab. ⇒							NIVA	NIVA	NIVA	NIVA	NIVA	NIVA	NIVA	NIVA	NIVA	NIVA	NIVA	Σ(*)	Σ(*)	NIVA	NIVA	Σ(*)	NIVA	NIVA	Σ(*)
. Analysis Code. ⇒							310	341	341	341	341	341	341	341	341	341	341	!	!	341	341	!	341	341	!
____ Detection Limit ⇒							0.005	0.05	0.05	0.05	0.05	0.05	0.05	0.05	0.05	0.05	0.05	!	!	0.10	0.05	!	0.05	0.05	!
Samp/ Repl. no.	Sex F/M	Age year	Wght g	Lngt mm	Mean Weight g	Dry %	Fat %	Hg ppm w.wt	CB28 ppb w.wt	CB52 ppb w.wt	CB101 ppb w.wt	CB105 ppb w.wt	CB118 ppb w.wt	CB138 ppb w.wt	CB153 ppb w.wt	CB156 ppb w.wt	CB180 ppb w.wt	CB209 ppb w.wt	CB_Σ7 ppb w.wt	CB_ΣΣ ppb w.wt	DDEPP ppb w.wt	TDEPP ppb w.wt	DD_Σn ppb w.wt	HCHA ppb w.wt	HCHG ppb w.wt	HC_Σn ppb w.wt
01/ 1	M	4.6	457.6	357.0	19.8	19.20	0.19	0.035	<0.03	<0.03	0.04	0.06	0.14	0.20	0.26	0.09	0.06	<0.03	<0.7	<0.9	0.22	<0.03	<0.25	0.03	0.06	0.09
02/ 1	M	5.8	539.6	382.0	19.4	18.20	0.14	0.053	<0.03	<0.03	0.04	0.06	0.15	0.30	0.37	0.10	0.08	<0.03	<1.0	<1.1	0.34	0.07	0.41	<0.03	0.04	<0.07
03/ 1	M	6.2	635.2	392.0	19.7	19.40	0.23	0.051	0.04	<0.03	0.15	0.11	0.26	0.33	0.46	0.13	0.08	<0.03	<1.4	<1.6	0.93	0.27	1.20	0.04	0.06	0.10
04/ 1	M	6.6	701.0	403.0	19.8	20.20	0.21	0.050	<0.03	<0.03	0.03	0.04	0.10	0.16	0.22	0.14	0.05	<0.03	<0.6	<0.8	0.24	<0.03	<0.27	0.03	0.06	0.09
05/ 1	F	8.2	1073.0	441.0	19.9	17.50	0.36	0.051	<0.03	<0.03	0.08	0.06	0.17	0.25	0.34	0.12	0.08	<0.03	<1.0	<1.1	0.60	0.21	0.81	0.05	0.10	0.15
Mean		6.3	681.3	395.0	19.7	18.90	0.23	0.048	<<0.03	<<0.03	0.07	0.07	0.16	0.25	0.33	0.12	0.07	<<0.03	<<0.9	<<1.1	0.47	<<0.12	<<0.59	<0.04	0.06	<0.10
Minim.		4.6	457.6	357.0	19.4	17.50	0.14	0.035	<0.03	<0.03	0.03	0.04	0.10	0.16	0.22	0.09	0.05	<0.03	<0.6	<0.8	0.22	<0.03	<0.25	<0.03	0.04	<0.07
Maxim.		8.2	1073.0	441.0	19.9	20.20	0.36	0.053	0.04	<0.03	0.15	0.11	0.26	0.33	0.46	0.14	0.08	<0.03	<1.4	<1.6	0.93	0.27	1.20	0.05	0.10	0.15
St.dev		1.3	237.7	30.8	0.2	1.06	0.08	0.007	~0.00	~0.00	0.05	0.03	0.06	0.07	0.09	0.02	0.01	~0.00	~0.3	~0.3	0.30	~0.11	~0.41	~0.01	0.02	~0.03
Count		5	5	5	5	5	5	5	5	5	5	5	5	5	5	5	5	5	5	5	5	5	5	5	5	5

Tab.width cont'd PLEU PLA, MU, J99, 22F Borøyfjorden, 1998-0115.

. Analytical Lab. =>				NIVA	NIVA	NIVA
. Analysis Code. =>				341	341	341
____ Detection Limit =>				0.05	0.05	0.05
Samp/ Repl. no.	Sex F/M	Age year	Wght g	Lngt mm	HCB ppb w.wt	QCB ppb w.wt	OCS ppb w.wt
01/ 1	M	4.6	457.6	357.0	0.03	<0.03	<0.03
02/ 1	M	5.8	539.6	382.0	0.03	<0.03	<0.03
03/ 1	M	6.2	635.2	392.0	0.06	<0.03	<0.03
04/ 1	M	6.6	701.0	403.0	0.03	<0.03	<0.03
05/ 1	F	8.2	1073.0	441.0	0.07	<0.03	<0.03
Mean		6.3	681.3	395.0	0.04	<<0.03	<<0.03
Minim.		4.6	457.6	357.0	0.03	<0.03	<0.03
Maxim.		8.2	1073.0	441.0	0.07	<0.03	<0.03
St.dev		1.3	237.7	30.8	0.02	~0.00	~0.00
Count		5	5	5	5	5	5

Sample.No 01 : Bulk of NIVA nos.:1,2,3,4,5 Muscle with signs of inner bleeding (4+5)
Sample.No 02 : Bulk of NIVA nos.:6,7,8,9,10 Muscle with signs of inner bleeding (7)
Sample.No 03 : Bulk of NIVA nos.:11,12,13,14,15 Muscle with signs of inner bleeding (12+14)
Sample.No 04 : Bulk of NIVA nos.:16,17,18,19,20 Muscle with signs of inner bleeding (19)
Sample.No 05 : Bulk of NIVA nos.:21,22,23,24,25 Muscle with signs of inner bleeding (23+24+25)

Species : PLEU PLA, Pleuronectes platessa, GB: Plaice, N: Rødspette.
Sample.area: J99 Undefined, Tissue : MUSCLE.
Locality : 23B Karihavet area, Latitude: 59°55.00N, Longitude: 05°07.00E.
Catch,date : 1994-1000, Count: 15, Sample type: Bulked.

. Analytical Lab. =>						NIVA	NIVA	NIVA	NIVA	NIVA	NIVA	NIVA	NIVA	NIVA	NIVA	NIVA	Σ(*)	Σ(*)	NIVA	NIVA	Σ(*)	NIVA	NIVA	Σ(*)	NIVA
. Analysis Code. =>						310	341	341	341	341	341	341	341	341	341	341	!	!	341	341	!	341	341	!	341
____ Detection Limit =>						0.005	0.05	0.05	0.05	0.05	0.05	0.05	0.05	0.05	0.05	0.05	!	!	0.10	0.05	!	0.05	0.05	!	0.05
Samp/ Repl. no.	Sex F/M	Age year	Wght g	Lngt mm	Dry %	Fat %	Hg ppm w.wt	CB28 ppb w.wt	CB52 ppb w.wt	CB101 ppb w.wt	CB105 ppb w.wt	CB118 ppb w.wt	CB138 ppb w.wt	CB153 ppb w.wt	CB156 ppb w.wt	CB180 ppb w.wt	CB209 ppb w.wt	CB_Σ7 ppb w.wt	CB_ΣΣ ppb w.wt	DDEPP ppb w.wt	TDEPP ppb w.wt	DD_Σn ppb w.wt	HCHA ppb w.wt	HCHG ppb w.wt	HC_Σn ppb w.wt	HCB ppb w.wt
01/ 1	X	4.0	558.8	371.0	20.30	0.11	0.033	<0.03	<0.03	<0.03	<0.03	0.03	0.05	0.06	<0.03	<0.03	<0.03	<0.2	<0.2	0.09	0.04	0.13	0.04	0.07	0.11	0.04
02/ 1	X	5.0	784.6	408.0	20.30	0.15	0.091	<0.03	0.03	0.06	0.03	0.11	0.17	0.24	<0.03	0.06	<0.03	<0.7	<0.7	0.31	0.07	0.38	0.04	0.09	0.13	0.06
03/ 1	X	7.0	1402.9	509.0	16.50	0.15	0.237	<0.03	0.05	0.03	0.03	0.08	0.12	0.16	<0.03	0.04	<0.03	<0.5	<0.5	0.21	0.04	0.25	0.04	0.08	0.12	0.06
Mean		5.3	915.4	429.3	19.03	0.14	0.120	<<0.03	<<0.04	<<0.04	<<0.03	0.07	0.11	0.15	<<0.03	<<0.04	<<0.03	<<0.5	<<0.5	0.20	0.05	0.25	0.04	0.08	0.12	0.05
Minim.		4.0	558.8	371.0	16.50	0.11	0.033	<0.03	<0.03	<0.03	<0.03	0.03	0.05	0.06	<0.03	<0.03	<0.03	<0.2	<0.2	0.09	0.04	0.13	0.04	0.07	0.11	0.04
Maxim.		7.0	1402.9	509.0	20.30	0.15	0.237	<0.03	0.05	0.06	0.03	0.11	0.17	0.24	<0.03	0.06	<0.03	<0.7	<0.7	0.31	0.07	0.38	0.04	0.09	0.13	0.06
St.dev		1.5	437.0	71.4	2.19	0.02	0.105	~0.00	~0.01	~0.02	~0.00	0.04	0.06	0.09	~0.00	~0.02	~0.00	~0.3	~0.3	0.11	0.02	0.13	0.00	0.01	0.01	0.01
Count		3	3	3	3	3	3	3	3	3	3	3	3	3	3	3	3	3	3	3	3	3	3	3	3	3

388

Tab.width cont'd PLEU PLA, MU, J99, 23B Karihavet area, 1994-1000.

. Analytical Lab. =>					NIVA	NIVA
. Analysis Code. =>					341	341
____ Detection Limit =>					0.05	0.05
Samp/ Repl. no.	Sex F/M	Age year	Wght g	Lngt mm	QCB ppb w.wt	OCS ppb w.wt
01/ 1	X	4.0	558.8	371.0	<0.03	<0.03
02/ 1	X	5.0	784.6	408.0	<0.03	<0.03
03/ 1	X	7.0	1402.9	509.0	<0.03	<0.03
Mean		5.3	915.4	429.3	<<0.03	<<0.03
Minim.		4.0	558.8	371.0	<0.03	<0.03
Maxim.		7.0	1402.9	509.0	<0.03	<0.03
St.dev		1.5	437.0	71.4	~0.00	~0.00
Count		3	3	3	3	3

Sample.No 01 : Bulk of NIVA nos.;1,2,3,4,5 Muscle with signs of inner bleeding on fish 5
Sample.No 02 : Bulk of NIVA nos.: 6,7,8,9,10 Muscle with signs of inner bleeding on fish 6
Sample.No 03 : Bulk of NIVA nos.:11,12,13,14,15 Skin with metacercariae of cf. Cryptocotyle lingua on fish 13

389

Species : PLEU PLA, Pleuronectes platessa, GB: Plaice, N: Rødspette.
Sample.area: J99 Undefined, Tissue : MUSCLE.
Locality : 92B Stokken area, Latitude: 64°09.85N, Longitude: 09°53.00E.
Catch,date : 1995-0927, Count: 2, Sample type: Homogenate.

. Analytical Lab. =>							NIVA	NIVA	NIVA	NIVA	NIVA	NIVA	NIVA	NIVA	NIVA	NIVA	NIVA	Σ(*)	Σ(*)	NIVA	NIVA	Σ(*)	NIVA	NIVA	Σ(*)	NIVA
. Analysis Code. =>							310	341	341	341	341	341	341	341	341	341	341	!	!	341	341	!	341	341	!	341
____ Detection Limit =>							0.005	0.05	0.05	0.05	0.05	0.05	0.05	0.05	0.05	0.05	0.05	!	!	0.10	0.05	!	0.05	0.05	!	0.05
Samp/ Repl. no.	Sex F/M	Age year	Wght g	Lngt mm	Dry %	Fat %	Hg ppm w.wt	CB28 ppb w.wt	CB52 ppb w.wt	CB101 ppb w.wt	CB105 ppb w.wt	CB118 ppb w.wt	CB138 ppb w.wt	CB153 ppb w.wt	CB156 ppb w.wt	CB180 ppb w.wt	CB209 ppb w.wt	CB_Σ7 ppb w.wt	CB_ΣΣ ppb w.wt	DDEPP ppb w.wt	TDEPP ppb w.wt	DD_Σn ppb w.wt	HCHA ppb w.wt	HCHG ppb w.wt	HC_Σn ppb w.wt	HCB ppb w.wt
01/ 1	F	6.0	1262.5	465.0	19.70	0.37	0.053	<0.03	0.03	0.04	<0.03	0.05	0.07	0.11	<0.03	0.03	<0.03	<0.4	<0.4	0.04	<0.03	<0.07	<0.03	0.04	<0.07	0.04

Tab.width cont'd PLEU PLA, MU, J99, 92B Stokken area, 1995-0927.

. Analytical Lab. =>					NIVA	NIVA
. Analysis Code. =>					341	341
____ Detection Limit =>					0.05	0.05
Samp/ Repl. no.	Sex F/M	Age year	Wght g	Lngt mm	QCB ppb w.wt	OCS ppb w.wt
01/ 1	F	6.0	1262.5	465.0	<0.03	<0.03

Sample.No 01 : Bulk of NIVA nos.: 1,2

Species : PLEU PLA, Pleuronectes platessa, GB: Plaice, N: Rødspette.
Sample.area: J99 Undefined, Tissue : MUSCLE.
Locality : 98F Lille Molla, Latitude: 68°12.00N, Longitude: 14°48.00E.
Catch,date : 1993-1115, Count: 14, Sample type: Bulked.

. Analytical Lab. ⇒						NIVA	NIVA	NIVA	NIVA	NIVA	NIVA	NIVA	NIVA	NIVA	NIVA	NIVA	Σ(*)	Σ(*)	NIVA	NIVA	Σ(*)	NIVA	NIVA	Σ(*)	NIVA
. Analysis Code. ⇒						310	341	341	341	341	341	341	341	341	341	341	!	!	341	341	!	341	341	!	341
____ Detection Limit ⇒						0.005	0.10	0.10	0.10	0.10	0.10	0.10	0.10	0.10	0.10	0.10	!	!	0.10	0.10	!	0.10	0.10	!	0.10
Samp/ Repl. no.	Sex F/M	Age year	Wght g	Lngt mm	Dry %	Fat %	Hg ppm w.wt	CB28 ppb w.wt	CB52 ppb w.wt	CB101 ppb w.wt	CB105 ppb w.wt	CB118 ppb w.wt	CB138 ppb w.wt	CB153 ppb w.wt	CB156 ppb w.wt	CB180 ppb w.wt	CB209 ppb w.wt	CB_Σ7 ppb w.wt	CB_ΣΣ ppb w.wt	DDEPP ppb w.wt	TDEPP ppb w.wt	DD_Σn ppb w.wt	HCHA ppb w.wt	HCHG ppb w.wt	HC_Σn ppb w.wt	HCB ppb w.wt
01/ 1	M	4.0	302.1	300.0	19.00	0.20	0.017	<0.10	<0.10	<0.10	<0.10	<0.10	<0.10	<0.10	<0.10	<0.10	<0.10	<0.1	<0.1	0.10	<0.10	<0.20	<0.10	<0.10	<0.10	0.10
02/ 1	X	4.0	353.2	310.0	19.20	0.20	0.018	<0.10	<0.10	<0.10	<0.10	<0.10	0.10	0.10	<0.10	<0.10	<0.10	<0.3	<0.3	0.10	<0.10	<0.20	<0.10	<0.10	<0.10	0.10
03/ 1	X	5.0	405.1	332.0	18.60	0.20	0.025	<0.10	<0.10	<0.10	<0.10	<0.10	0.10	0.10	<0.10	<0.10	0.10	<0.3	<0.4	0.10	<0.10	<0.20	<0.10	s0.10	s<0.20	0.10
Mean		4.3	353.5	314.0	18.93	0.20	0.020	<<0.10	<<0.10	<<0.10	<<0.10	<<0.10	<<0.10	<<0.10	<<0.10	<<0.10	<<0.10	<<0.2	<<0.3	0.10	<<0.10	<<0.20	<<0.10	<<0.10	<<0.10	0.10
Minim.		4.0	302.1	300.0	18.60	0.20	0.017	<0.10	<0.10	<0.10	<0.10	<0.10	<0.10	<0.10	<0.10	<0.10	<0.10	<0.1	<0.1	0.10	<0.10	<0.20	<0.10	<0.10	<0.10	0.10
Maxim.		5.0	405.1	332.0	19.20	0.20	0.025	<0.10	<0.10	<0.10	<0.10	<0.10	0.10	0.10	<0.10	<0.10	0.10	<0.3	<0.4	0.10	<0.10	<0.20	<0.10	<0.10	<0.10	0.10
St.dev		0.6	51.5	16.4	0.31	0.00	0.004	¯0.00	¯0.00	¯0.00	¯0.00	¯0.00	¯0.00	¯0.00	¯0.00	¯0.00	¯0.00	¯0.1	¯0.2	0.00	¯0.00	¯0.00	¯0.00	¯0.00	¯0.00	0.00
Count		3	3	3	3	3	3	3	3	3	3	3	3	3	3	3	3	3	3	3	3	3	3	i2	i2	3

s/q(2) ! Suspect value(s)
i (2) ! Suspect or ambiguous basis-value(s) ignored in statistics.

Tab.width cont'd PLEU PLA, MU, J99, 98F Lille Molla, 1993-1115.

. Analytical Lab. ⇒					NIVA	NIVA
. Analysis Code. ⇒					341	341
____ Detection Limit ⇒					0.10	0.10
Samp/ Repl. no.	Sex F/M	Age year	Wght g	Lngt mm	QCB ppb w.wt	OCS ppb w.wt
01/ 1	M	4.0	302.1	300.0	<0.10	<0.10
02/ 1	X	4.0	353.2	310.0	<0.10	<0.10
03/ 1	X	5.0	405.1	332.0	<0.10	<0.10
Mean		4.3	353.5	314.0	<<0.10	<<0.10
Minim.		4.0	302.1	300.0	<0.10	<0.10
Maxim.		5.0	405.1	332.0	<0.10	<0.10
St.dev		0.6	51.5	16.4	¯0.00	¯0.00
Count		3	3	3	3	3

Sample.No 01 : Bulk of NIVA nos.;1,2,3,4 Signs of mechanical damage (e.g., net wounds)
Sample.No 02 : Bulk of NIVA nos.;5,6,7,8,9 Signs of mechanical damage (e.g., net wounds)
Sample.No 03 : Bulk of Niva nos.;10,11,12,13,14 Liver with signs of bleeding Signs of mechanical damage (e.g., net wounds)

290

Species : PLEU PLA, Pleuronectes platessa, GB: Plaice, N: Rødspette.
Sample.area: J99 Undefined, Tissue : MUSCLE.
Locality : 98F Lille Molla, Latitude: 68°12.00N, Longitude: 14°48.00E.
Catch,date : 1995-1101, Count: 24, Sample type: Bulked.

. Analytical Lab. =>						NIVA	NIVA	NIVA	NIVA	NIVA	NIVA	NIVA	NIVA	NIVA	NIVA	NIVA	Σ(*)	Σ(*)	NIVA	NIVA	Σ(*)	NIVA	NIVA	Σ(*)	NIVA
. Analysis Code. =>						310	341	341	341	341	341	341	341	341	341	341	!	!	341	341	!	341	341	!	341
____ Detection Limit =>						0.005	0.05	0.05	0.05	0.05	0.05	0.05	0.05	0.05	0.05	0.05	!	!	0.10	0.05	!	0.05	0.05	!	0.05
Samp/ Repl. no.	Sex F/M	Age year	Wght g	Lngt mm	Dry %	Fat %	Hg ppm w.wt	CB28 ppb w.wt	CB52 ppb w.wt	CB101 ppb w.wt	CB105 ppb w.wt	CB118 ppb w.wt	CB138 ppb w.wt	CB153 ppb w.wt	CB156 ppb w.wt	CB180 ppb w.wt	CB209 ppb w.wt	CB_Σ7 ppb w.wt	CB_ΣΣ ppb w.wt	DDEPP ppb w.wt	TDEPP ppb w.wt	DD_Σn ppb w.wt	HCHA ppb w.wt	HCHG ppb w.wt	HC_Σn ppb w.wt	HCB ppb w.wt
01/ 1	M	5.0	536.2	372.0	18.40	0.36	0.041	s0.36	0.17	0.11	0.07	0.21	0.33	0.49	0.03	0.10	<0.03	s1.8	s<1.9	0.25	<0.03	<0.28	<0.03	miss	<0.03	0.08
02/ 1	M	6.0	692.0	394.0	18.70	0.64	0.055	0.05	0.11	0.22	0.12	0.33	0.49	0.77	0.04	0.17	<0.03	2.1	<2.3	0.46	0.04	0.50	<0.03	miss	<0.03	0.13
03/ 1	M	6.0	732.4	410.0	17.40	0.41	0.069	0.05	0.13	0.38	0.38	1.13	1.96	2.97	0.22	0.95	0.05	7.6	8.2	1.80	0.08	1.88	0.03	miss	0.03	0.18
04/ 1	M	6.0	775.8	426.0	18.50	0.62	0.120	<0.03	0.04	0.06	0.07	0.21	0.37	0.53	0.03	0.13	<0.03	<1.4	<1.5	0.28	<0.03	<0.31	<0.03	miss	<0.03	0.05
05/ 1	X	7.0	1169.2	468.0	15.70	1.42	0.047	0.06	0.11	0.26	0.15	0.48	0.73	1.06	0.05	0.24	<0.03	2.9	<3.2	0.59	0.03	0.62	0.09	0.12	0.21	0.21
Mean		6.0	781.1	414.0	17.74	0.69	0.066	<<0.05	0.11	0.21	0.16	0.47	0.78	1.16	0.07	0.32	<<0.03	<<3.5	<<3.8	0.68	<<0.04	<<0.72	<<0.04	0.12	<<0.07	0.13
Minim.		5.0	536.2	372.0	15.70	0.36	0.041	<0.03	0.04	0.06	0.07	0.21	0.33	0.49	0.03	0.10	<0.03	<1.4	<1.5	0.25	<0.03	<0.28	<0.03	0.12	<0.03	0.05
Maxim.		7.0	1169.2	468.0	18.70	1.42	0.120	0.06	0.17	0.38	0.38	1.13	1.96	2.97	0.22	0.95	0.05	7.6	8.2	1.80	0.08	1.88	0.09	0.12	0.21	0.21
St.dev		0.7	235.0	36.2	1.25	0.43	0.032	~0.01	0.05	0.13	0.13	0.38	0.68	1.03	0.08	0.36	~0.01	~2.8	~3.0	0.64	~0.02	~0.66	~0.03	.	~0.08	0.07
Count		5	5	5	5	5	5	i4	5	5	5	5	5	5	5	5	5	i4	i4	5	5	5	5	1	5	5

s/q (3) ! Suspect value(s)
i (3) ! Suspect or ambiguous basis-value(s) ignored in statistics.
miss(4) ! Missing value.

Tab.width cont'd PLEU PLA, MU, J99, 98F Lille Molla, 1995-1101.

. Analytical Lab. =>					NIVA	NIVA
. Analysis Code. =>					341	341
____ Detection Limit =>					0.05	0.05
Samp/ Repl. no.	Sex F/M	Age year	Wght g	Lngt mm	QCB ppb w.wt	OCS ppb w.wt
01/ 1	M	5.0	536.2	372.0	<0.03	<0.03
02/ 1	M	6.0	692.0	394.0	<0.03	<0.03
03/ 1	M	6.0	732.4	410.0	<0.03	<0.03
04/ 1	M	6.0	775.8	426.0	<0.03	<0.03
05/ 1	X	7.0	1169.2	468.0	<0.03	<0.03
Mean		6.0	781.1	414.0	<<0.03	<<0.03
Minim.		5.0	536.2	372.0	<0.03	<0.03
Maxim.		7.0	1169.2	468.0	<0.03	<0.03
St.dev		0.7	235.0	36.2	~0.00	~0.00
Count		5	5	5	5	5

394

Species : PLEU PLA, Pleuronectes platessa, GB: Plaice, N: Rødspette.
Sample.area: J99 Undefined, Tissue : MUSCLE.
Locality : 98F Lille Molla, Latitude: 68°12.00N, Longitude: 14°48.00E.
Catch,date : 1997-1115, Count: 20, Sample type: Bulked.

. Analytical Lab. ⇒							NIVA	NIVA	NIVA	NIVA	NIVA	NIVA	NIVA	NIVA	NIVA	NIVA	NIVA	Σ(*)	Σ(*)	NIVA	NIVA	Σ(*)	NIVA	NIVA	Σ(*)
. Analysis Code. ⇒							310	341	341	341	341	341	341	341	341	341	341	!	!	341	341	!	341	341	!
____ Detection Limit ⇒							0.005	0.05	0.05	0.05	0.05	0.05	0.05	0.05	0.05	0.05	0.05	!	!	0.10	0.05	!	0.05	0.05	!
Samp/ Repl. no.	Sex F/M	Age year	Wght g	Lngt mm	Mean Weight g	Dry %	Fat %	Hg ppm w.wt	CB28 ppb w.wt	CB52 ppb w.wt	CB101 ppb w.wt	CB105 ppb w.wt	CB118 ppb w.wt	CB138 ppb w.wt	CB153 ppb w.wt	CB156 ppb w.wt	CB180 ppb w.wt	CB209 ppb w.wt	CB_Σ7 ppb w.wt	CB_ΣΣ ppb w.wt	DDEPP ppb w.wt	TDEPP ppb w.wt	DD_Σn ppb w.wt	HCHA ppb w.wt	HCHG ppb w.wt	HC_Σn ppb w.wt
01/ 1	F	6.6	760.8	403.0	19.7	18.70	0.25	0.041	<0.05	<0.05	<0.05	<0.05	0.05	0.08	0.10	<0.05	<0.05	<0.05	<0.3	<0.3	0.11	<0.05	<0.16	<0.05	<0.05	<0.05
02/ 1	F	7.4	946.0	432.0	20.1	21.40	0.52	0.036	<0.05	<0.05	0.05	0.05	0.10	0.15	0.17	<0.05	<0.05	<0.05	<0.5	<0.6	0.24	<0.05	<0.29	0.06	0.06	0.12
03/ 1	F	7.8	1018.2	449.0	18.7	20.30	0.38	0.012	<0.05	<0.05	0.05	0.05	0.12	0.16	0.19	<0.05	0.05	<0.05	<0.6	<0.7	0.38	0.12	0.50	<0.05	0.05	<0.10
04/ 1	M	8.4	1251.6	474.0	19.5	19.50	0.29	0.056	<0.05	<0.05	0.08	0.09	0.20	0.27	0.35	<0.05	0.07	<0.05	<1.0	<1.1	0.61	0.20	0.81	0.06	<0.05	<0.11
Mean		7.6	994.2	439.5	19.5	19.98	0.36	0.036	<<0.05	<<0.05	<<0.06	<<0.06	0.12	0.17	0.20	<<0.05	<<0.06	<<0.05	<<0.6	<<0.7	0.34	<<0.11	<<0.44	<<0.06	<<0.05	<<0.10
Minim.		6.6	760.8	403.0	18.7	18.70	0.25	0.012	<0.05	<0.05	<0.05	<0.05	0.05	0.08	0.10	<0.05	<0.05	<0.05	<0.3	<0.3	0.11	<0.05	<0.16	<0.05	<0.05	<0.05
Maxim.		8.4	1251.6	474.0	20.1	21.40	0.52	0.056	<0.05	<0.05	0.08	0.09	0.20	0.27	0.35	<0.05	0.07	<0.05	<1.0	<1.1	0.61	0.20	0.81	0.06	0.06	0.12
St.dev		0.8	203.0	29.8	0.6	1.15	0.12	0.018	~0.00	~0.00	~0.01	~0.02	0.06	0.08	0.11	~0.00	~0.01	~0.00	~0.3	~0.3	0.21	~0.07	~0.28	~0.01	~0.00	~0.03
Count		4	4	4	4	4	4	4	4	4	4	4	4	4	4	4	4	4	4	4	4	4	4	4	4	4

392

Tab.width cont'd PLEU PLA, MU, J99, 98F Lille Molla, 1997-1115.

. Analytical Lab. ⇒					NIVA	NIVA	NIVA
. Analysis Code. ⇒					341	341	341
____ Detection Limit ⇒					0.05	0.05	0.05
Samp/ Repl. no.	Sex F/M	Age year	Wght g	Lngt mm	HCB ppb w.wt	QCB ppb w.wt	OCS ppb w.wt
01/ 1	F	6.6	760.8	403.0	0.05	<0.05	<0.05
02/ 1	F	7.4	946.0	432.0	0.06	<0.05	<0.05
03/ 1	F	7.8	1018.2	449.0	0.08	<0.05	<0.05
04/ 1	M	8.4	1251.6	474.0	<0.05	<0.05	<0.05
Mean		7.6	994.2	439.5	<<0.06	<<0.05	<<0.05
Minim.		6.6	760.8	403.0	<0.05	<0.05	<0.05
Maxim.		8.4	1251.6	474.0	0.08	<0.05	<0.05
St.dev		0.8	203.0	29.8	0.01	~0.00	~0.00
Count		4	4	4	4	4	4

Sample.No 01 : Bulk of NIVA nos.:1,2,3,4,5
Sample.No 02 : Bulk of NIVA nos.:6,7,8,9,10 Muscle with signs of inner bleeding
Sample.No 03 : Bulk of NIVA nos.:11,12,13,14,15
Sample.No 04 : Bulk of NIVA nos.:16,17,18,19,20 Liver and/or intestinal guts with larvae of Anisakis simplex

Species : PLEU PLA, Pleuronectes platessa, GB: Plaice, N: Rødspette.
Sample.area: J99 Undefined, Tissue : MUSCLE.
Locality : 10F Skogerøy, Latitude: 69°55.00N, Longitude: 29°51.00E.
Catch,date : 1997-0906, Count: 24, Sample type: Bulked.

. Analytical Lab. ⇒								NIVA	NIVA	NIVA	NIVA	NIVA	NIVA	NIVA	NIVA	NIVA	NIVA	NIVA	Σ(*)	Σ(*)	NIVA	NIVA	Σ(*)	NIVA	NIVA	Σ(*)
. Analysis Code. ⇒								310	341	341	341	341	341	341	341	341	341	341	!	!	341	341	!	341	341	!
____ Detection Limit ⇒								0.005	0.05	0.05	0.05	0.05	0.05	0.05	0.05	0.05	0.05	0.05	!	!	0.10	0.05	!	0.05	0.05	!
Samp/ Repl. no.	Sex F/M	Age year	Wght g	Lngt mm	Mean Weight g	Dry %	Fat %	Hg ppm w.wt	CB28 ppb w.wt	CB52 ppb w.wt	CB101 ppb w.wt	CB105 ppb w.wt	CB118 ppb w.wt	CB138 ppb w.wt	CB153 ppb w.wt	CB156 ppb w.wt	CB180 ppb w.wt	CB209 ppb w.wt	CB_Σ7 ppb w.wt	CB_ΣΣ ppb w.wt	DDEPP ppb w.wt	TDEPP ppb w.wt	DD_Σn ppb w.wt	HCHA ppb w.wt	HCHG ppb w.wt	HC_Σn ppb w.wt
01/ 1	F	8.2	662.0	378.0	20.1	19.70	0.38	0.027	<0.05	<0.05	0.05	0.08	0.17	0.24	0.27	<0.05	0.08	<0.05	<0.9	<0.9	0.30	0.11	0.41	0.05	0.05	0.10
02/ 1	M	8.0	835.4	403.0	19.9	20.90	0.52	0.038	<0.05	<0.05	0.08	0.22	0.67	0.74	0.88	0.09	0.21	<0.05	<2.6	<2.9	1.78	0.15	1.93	0.06	0.05	0.11
03/ 1	M	9.6	924.2	429.0	20.0	21.80	0.39	0.030	<0.05	<0.05	0.05	0.06	0.15	0.18	0.18	<0.05	0.05	<0.05	<0.7	<0.7	0.27	0.08	0.35	0.05	<0.05	<0.10
04/ 1	F	9.6	982.4	445.0	19.9	22.20	0.48	0.040	<0.05	<0.05	0.06	<0.05	0.24	0.29	0.39	<0.05	0.08	<0.05	<1.1	<1.1	0.41	<0.05	<0.46	<0.05	<0.05	<0.05
05/ 1	F	10.0	1032.3	455.0	29.7	21.70	0.51	0.043	<0.05	<0.05	0.08	0.08	0.21	0.28	0.29	<0.05	0.06	<0.05	<1.0	<1.1	0.40	0.10	0.50	0.05	0.05	0.10
Mean		9.1	887.3	422.0	21.9	21.26	0.46	0.036	<<0.05	<<0.05	0.06	<0.10	0.29	0.35	0.40	<<0.06	0.10	<<0.05	<<1.2	<<1.4	0.63	<0.10	<0.73	<0.05	<<0.05	<<0.09
Minim.		8.0	662.0	378.0	19.9	19.70	0.38	0.027	<0.05	<0.05	0.05	<0.05	0.15	0.18	0.18	<0.05	0.05	<0.05	<0.7	<0.7	0.27	<0.05	0.35	<0.05	<0.05	<0.05
Maxim.		10.0	1032.3	455.0	29.7	22.20	0.52	0.043	<0.05	<0.05	0.08	0.22	0.67	0.74	0.88	0.09	0.21	<0.05	<2.6	<2.9	1.78	0.15	1.93	0.06	0.05	0.11
St.dev		0.9	145.7	31.5	4.4	0.99	0.07	0.007	~0.00	~0.00	0.02	~0.07	0.22	0.22	0.28	~0.02	0.07	~0.00	~0.8	~0.9	0.64	~0.04	~0.67	~0.00	~0.00	~0.02
Count		5	5	5	5	5	5	5	5	5	5	5	5	5	5	5	5	5	5	5	5	5	5	5	5	5

Tab.width cont'd PLEU PLA, MU, J99, 10F Skogerøy, 1997-0906.

. Analytical Lab. ⇒					NIVA	NIVA	NIVA
. Analysis Code. ⇒					341	341	341
____ Detection Limit ⇒					0.05	0.05	0.05
Samp/ Repl. no.	Sex F/M	Age year	Wght g	Lngt mm	HCB ppb w.wt	QCB ppb w.wt	OCS ppb w.wt
01/ 1	F	8.2	662.0	378.0	0.20	<0.05	<0.05
02/ 1	M	8.0	835.4	403.0	0.26	<0.05	<0.05
03/ 1	M	9.6	924.2	429.0	0.22	<0.05	<0.05
04/ 1	F	9.6	982.4	445.0	0.14	<0.05	<0.05
05/ 1	F	10.0	1032.3	455.0	0.26	<0.05	<0.05
Mean		9.1	887.3	422.0	0.22	<<0.05	<<0.05
Minim.		8.0	662.0	378.0	0.14	<0.05	<0.05
Maxim.		10.0	1032.3	455.0	0.26	<0.05	<0.05
St.dev		0.9	145.7	31.5	0.05	~0.00	~0.00
Count		5	5	5	5	5	5

Sample.No 01 : Bulk of NIVA nos.:1,2,3,4,5 Skin with red film and/or uneven pigmentations (1+2+3) Muscle with signs of inner bleeding (1+5)
MUSCLE : Bulk of NIVA nos.:1,2,3,4,5
Sample.No 02 : Bulk of NIVA nos.:6,7,8,9,10 Skin with metacercariae of cf. Cryptocotyle lingua (7) Muscle with signs of inner bleeding (6+9) Liver and/or intestinal guts with larvae of Anisakis simplex (6+8+9+10)
MUSCLE : Bulk of NIVA nos.:6,7,8,9,10
Sample.No 03 : Bulk of NIVA nos.:11,12,13,14,15 Muscle with signs of inner bleeding (11+12+13+14+15) Liver and/or intestinal guts with larvae of Anisakis simplex (12)
MUSCLE : Bulk of NIVA nos.:11,12,13,14,15
Sample.No 04 : Bulk of NIVA nos.:16,17,18,19,20 Skin with metacercariae of cf. Cryptocotyle lingua (16) Muscle with signs of inner bleeding (16+17+18+19) Liver and/or intestinal guts with larvae of Anisakis simplex (16+17+18+19+20)
MUSCLE : Bulk of NIVA nos.:16,17,18,19,20
Sample.No 05 : Bulk of NIVA nos.: 21,22,23,24 Muscle with signs of inner bleeding (22+24) Liver and/or intestinal guts with larvae of Anisakis simplex (22)
MUSCLE : Bulk of NIVA nos.:21.22.23.24

393