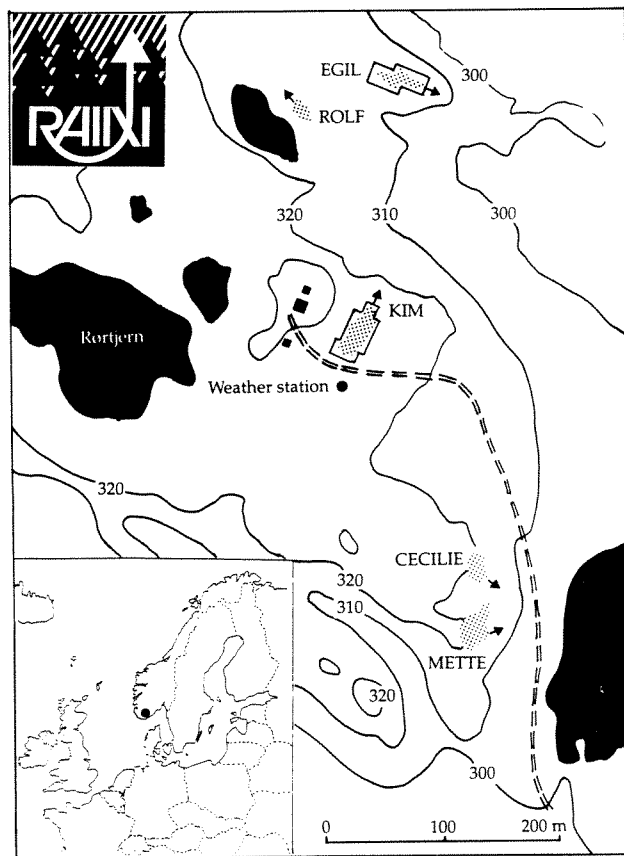


Acid Rain Research


REPORT 36/1994

RAIN PROJECT
Risdalsheia data
report for June
1990 - May 1994



NIVA 

NIVA - REPORT

Norwegian Institute for Water Research  NIVA

Report No.:	Sub-No.:
36/1994	
Serial No.:	Limited distrib.:
3177	

Main Office	Regional Office, Sørlandet	Regional Office, Østlandet	Regional Office, Vestlandet	Akvaplan-NIVA A/S
P.O. Box 173, Kjelsås	Televeien 1	Rute 866	Thormøhlensgt 55	Søndre Tollbugate 3
N-0411 Oslo	N-4890 Grimstad	N-2312 Ottestad	N-5008 Bergen	N-9000 Tromsø
Norway	Norway	Norway	Norway	Norway
Phone (47) 22 18 51 00	Phone (47) 37 04 30 33	Phone (47) 62 57 64 00	Phone (47) 55 32 56 40	Phone (47) 77 68 52 80
Telefax (47) 22 18 52 00	Telefax (47) 37 04 45 13	Telefax (47) 62 57 66 53	Telefax (47) 55 32 88 33	Telefax (47) 77 68 05 09

Report Title: RAIN project: Risdalsheia data report for June 1990-May 1994	Date: Oct./94	Printed: NIVA 1994
	Topic group: Acid precipitation	
Author(s): Richard F. Wright	Geographical area: Norway	
Norwegian Institute for Water Research, NIVA, Oslo	Pages: 165	Edition:

Client(s): Norwegian Research Council Global Environment Research Centre (UK)	Client ref.:
---	--------------

Abstract:
This report lists precipitation and runoff data collected at Risdalsheia as part of the RAIN project.


4 keywords, Norwegian

1. sur nedbør
2. vannkjemi
3. reversibilitet
4. nedbørfelt

4 keywords, English

1. acid precipitation
2. water chemistry
3. reversibility
4. catchments

Project manager



Richard F. Wright

For the Administration



Bjørn Olav Rosseland

ISBN-82-577-2651-6

RAIN project:

Risdalsheia data report for June 1990-May 1994

Richard F. Wright

Norwegian Institute for Water Research
P.O.B. 173 Kjelsås
N-0411 Oslo
Norway

Oslo, October 1994

TABLE OF CONTENTS

		Page
INTRODUCTION		4
PART 1	PRECIPITATION CHEMISTRY	8
	EGIL-N Under roof at EGIL	9
	KIM-N Under roof at KIM	13
	ROLF-N Outside. (Holds also for METTE and CECILIE	17
PART 2	RUNOFF VOLUME	21
PART 3	RUNOFF CHEMISTRY	47
	EGIL	48
	KIM	52
	ROLF	56
	CECILIE	60
	METTE	61
PART 4	INPUT-OUTPUT BUDGETS	62
	EGIL	63
	KIM	75
	ROLF	87
	CECILIE	99
	METTE	102
PART 5	CLIMATE DATA (LI-1200) 1992-93	106
Appendix 1	Publications	163

INTRODUCTION

This report contains data for precipitation and runoff as well as meteorological data collected at Risdalsheia over the period June 1990 through May 1994. This represents the final phase of the RAIN project (Reversing Acidification In Norway). From June 1994 the CLIMEX project (Climate change experiment) takes over. Data from 5 catchments are presented (Table 1).

Table 1. Overview of the 5 catchments at Risdalsheia included in the CLIMEX project. The first three were run by the RAIN project for 11 years (June 1983 - May 1994). RAIN treatment began in June 1984. CLIMEX treatment began in May 1994.

<i>catchment</i>	<i>area m2</i>	<i>enclosure</i>	<i>rain quality</i>	<i>climate treatment</i>	<i>monitor start</i>
<i>KIM</i>	<i>860</i>	<i>roof</i>	<i>clean</i>	<i>CO2+air warming</i>	<i>June 1983</i>
<i>EGIL</i>	<i>400</i>	<i>roof</i>	<i>acid</i>	<i>soil warming</i>	<i>June 1983</i>
<i>ROLF</i>	<i>220</i>	<i>no roof</i>	<i>acid</i>	<i>none</i>	<i>June 1983</i>
<i>METTE</i>	<i>650</i>	<i>no roof</i>	<i>acid</i>	<i>none</i>	<i>June 1993</i>
<i>CECILIE</i>	<i>380</i>	<i>no roof</i>	<i>acid</i>	<i>none</i>	<i>June 1993</i>

Data collection at Risdalsheia started in 1983. These data are compiled in:

January 1983 - November 1985: Wright et al. 1986. Acid Rain Research Report 10/1986.
 November 1985 - December 1986: Wright. 1987. Acid Rain Research Report 13/1987.
 December 1986 - December 1987: Wright. 1988. Acid Rain Research Report 16/1988.
 December 1988 - August 1990: Wright. 1991. Acid Rain Research Report 24/1991.

A complete list of publications and reports from the RAIN project is given in Appendix 1.

During the period June 1990 through May 1994 the RAIN project activities at Risdalsheia have received financial support from the Research Council of Norway, the Global Environment Research Centre (UK), and the Norwegian Institute for Water Research. The work was carried out in part by Rolf Høgberget, Anne-Sofie Indrøy, Mette Lie, Grete Rudi, and Tore Sørvåg.

RISDALSHEIA

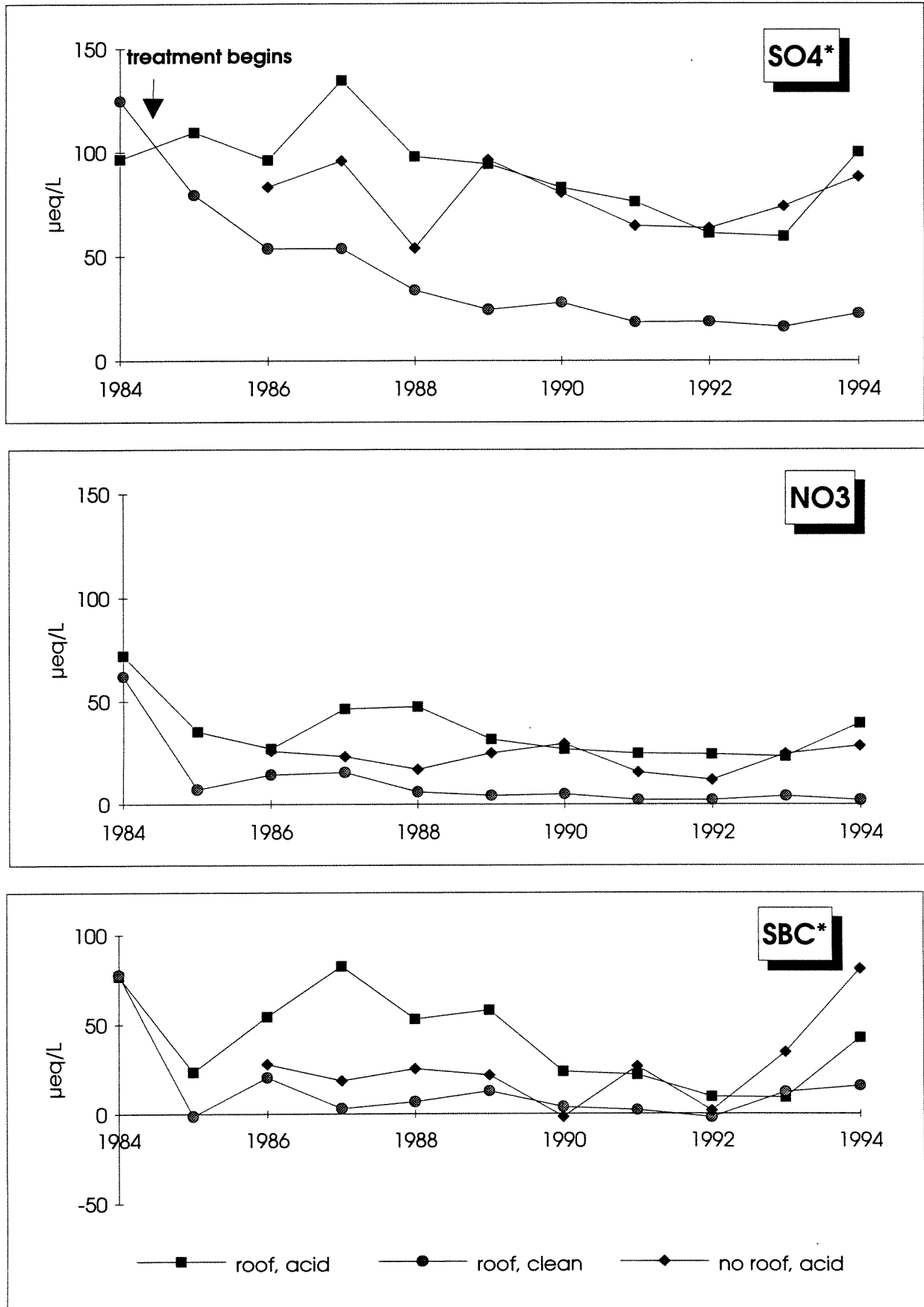


Figure 1a. Volume-weighted concentrations of major ions in runoff from EGIL (roof, acid), KIM (roof, clean) and ROLF (no roof, acid) catchments at Risdalsheia for the RAIN project period 1984-94 (June - June).

RISDALSHEIA

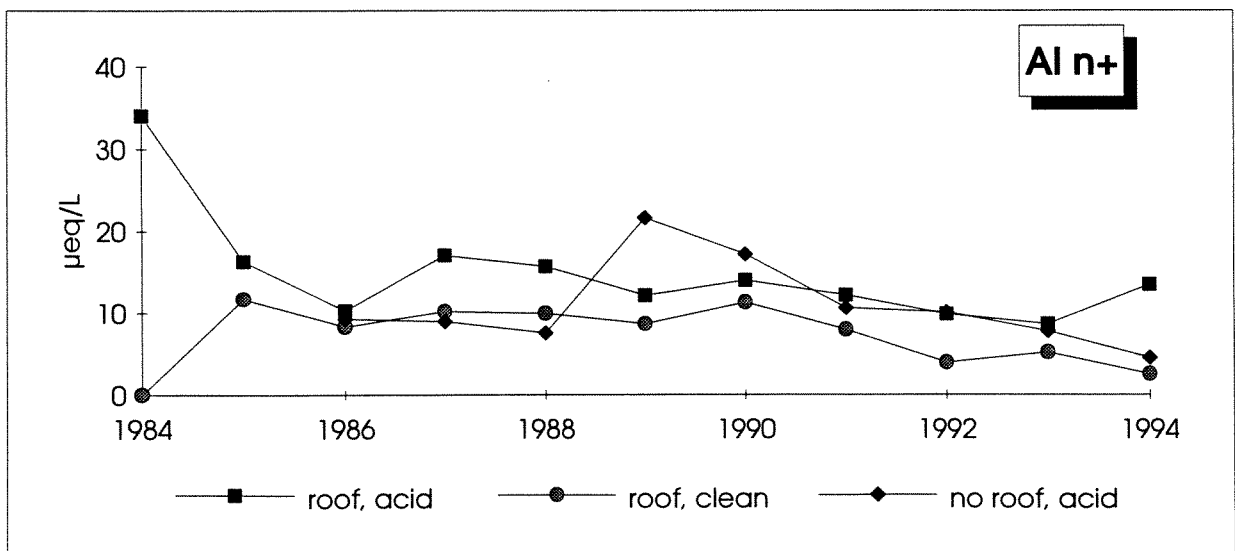
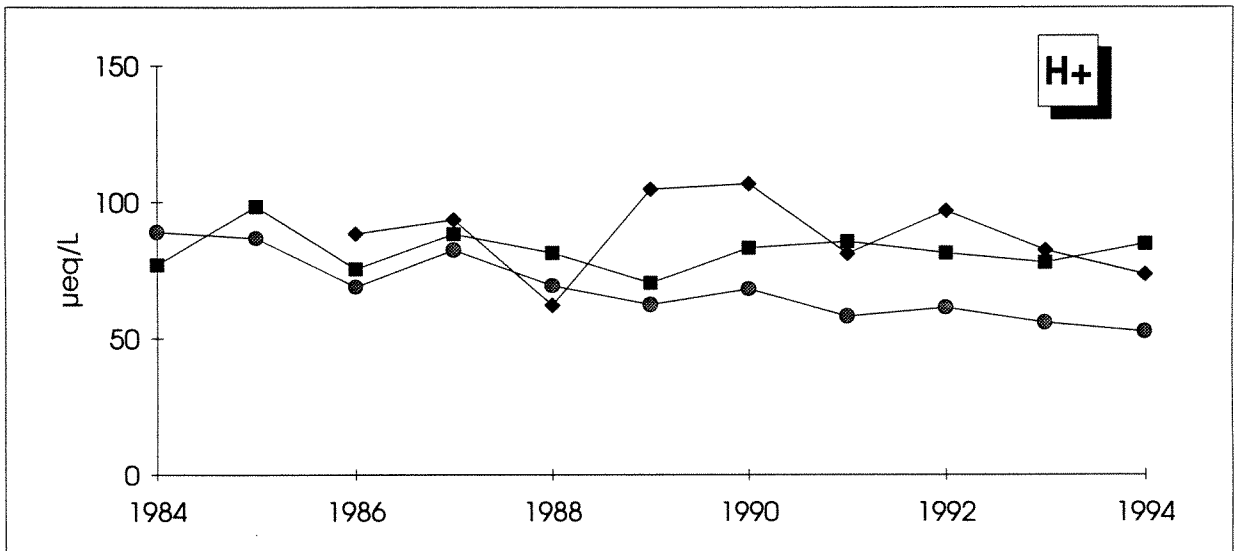
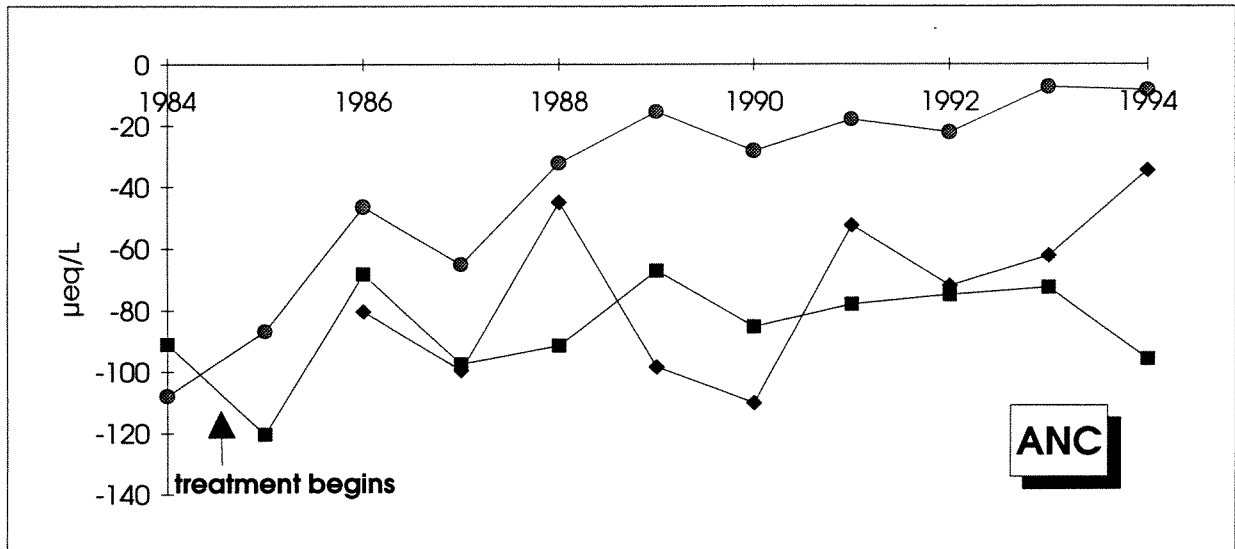


Figure 1b. Volume-weighted concentrations of major ions in runoff from EGIL (roof, acid), KIM (roof, clean) and ROLF (no roof, acid) catchments at Risdalsheia for the RAIN project period 1984-94 (June - June).

RISDALSHEIA

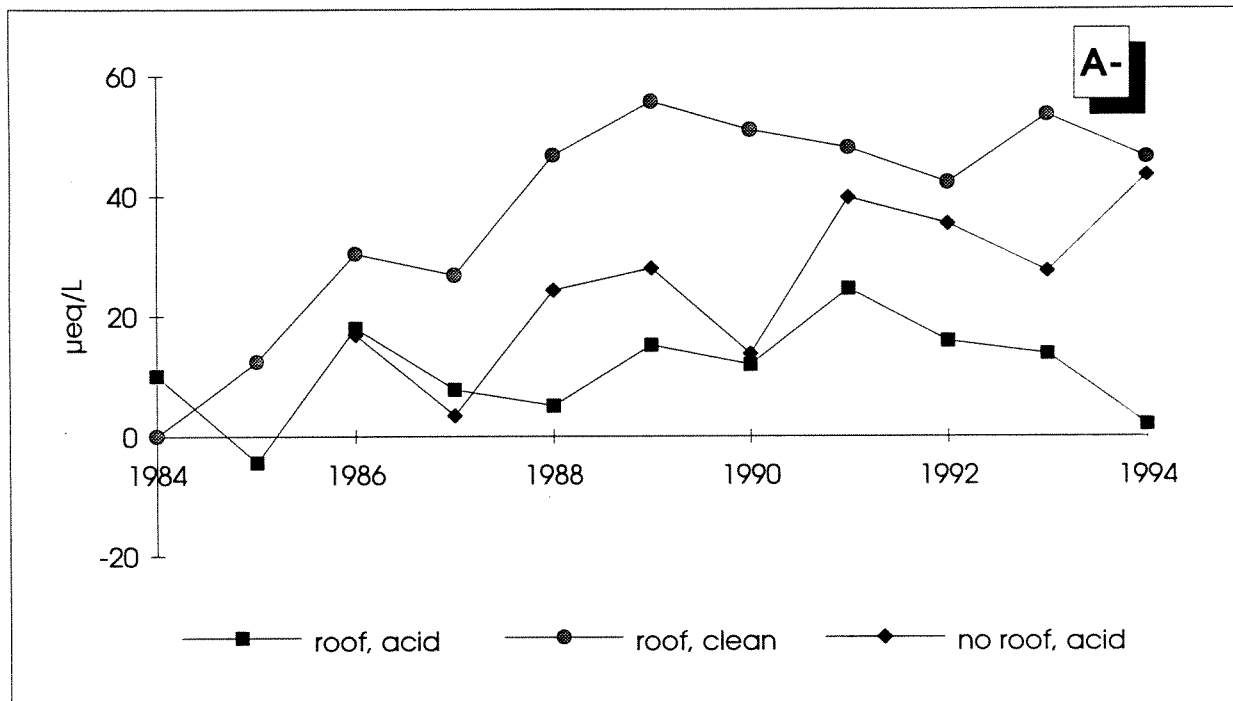
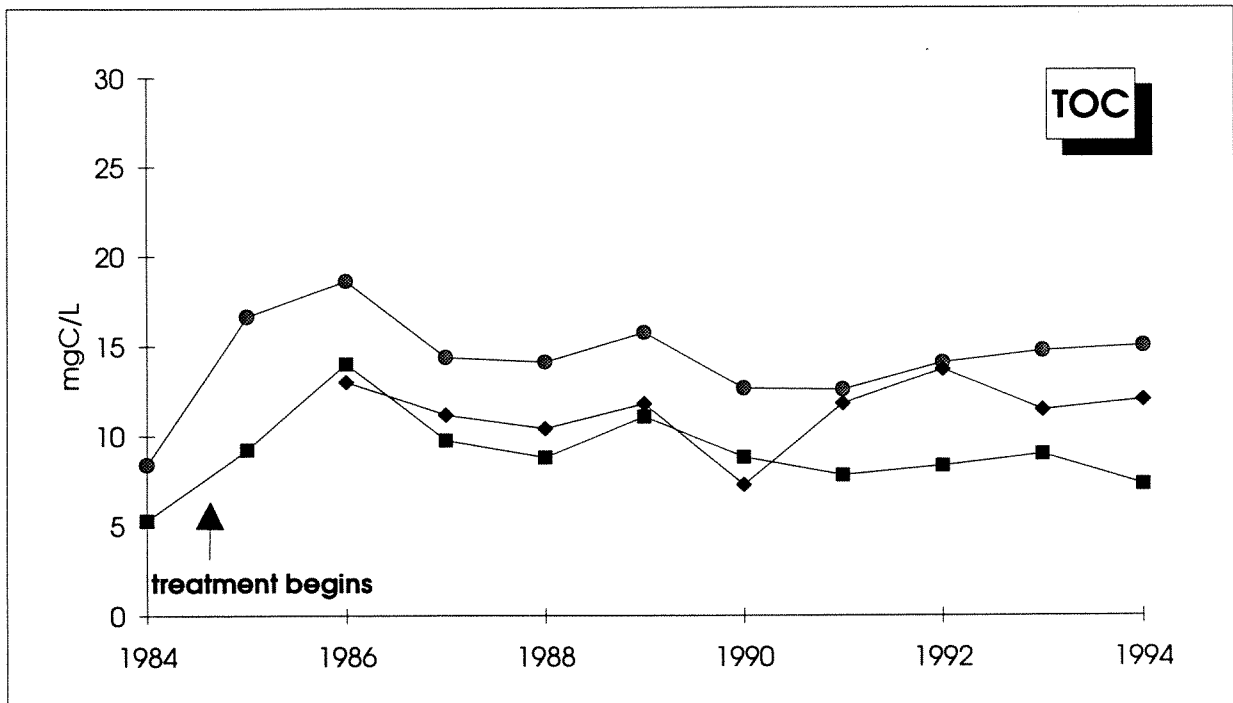


Figure 1c. Volume-weighted concentrations of major ions in runoff from EGIL (roof, acid), KIM (roof, clean) and ROLF (no roof, acid) catchments at Risdalsheia for the RAIN project period 1984-94 (June - June).

PART 1**PRECIPITATION CHEMISTRY**

EGIL-N. Under roof at EGIL

KIM-N. Under roof at KIM

ROLF-N. Outside. (Holds also for METTE and
CECILIE)

Precipitation chemistry 1990-91 Units: ueq/l
EGIL-N

	dON	dOFF	mm	H+	Na	K	Ca	Mg	NH4	NO3	Cl	SO4
1990	530	607	40.2	93.3	17.0	1.0	7.0	4.9	0.7	36.4	21.2	75.0
1990	607	614	6.2	162.2	28.3	2.6	19.0	9.0	112.1	177.1	36.7	193.0
1990	614	621	38.6	112.2	8.7	0.3	3.0	2.5	57.1	47.8	13.8	117.4
1990	621	628	61.2	51.3	22.6	0.3	2.5	5.8	15.0	25.7	28.8	62.5
1990	628	705	77.0	64.6	27.0	0.5	3.5	6.6	32.1	44.3	35.3	63.1
1990	705	711	53.6	51.3	17.4	0.5	2.0	4.1	12.6	0.7	69.7	5.6
1990	711	725	7.6	0.3	8.3	1.3	2.5	2.5	3.6	0.7	10.7	13.7
1990	725	802	1.9	0.7	38.3	3.3	26.9	14.0	29.3	0.7	16.1	61.8
1990	802	808	1.1	131.8								
1990	808	817	28.2	37.2	52.2	1.8	4.5	13.2	8.6	18.6	62.9	38.7
1990	817	823	96.8	27.5	26.5	0.3	1.0	6.6	7.9	9.3	30.7	28.1
1990	823	830	2.0	1.0	36.1	4.3	6.0	11.5	43.6	3.6	40.1	58.7
1990	830	913	98.4	22.4	23.1	1.5	5.5	5.8	19.3	19.3	26.2	33.1
1990	913	920	27.7	20.9	34.8	1.5	2.5	9.0	0.7	2.9	37.5	25.6
1990	920	927	47.1	41.7	67.9	1.5	3.5	16.5	0.7	16.4	79.6	37.5
1990	927	1005	21.5	74.1	67.4	2.3	6.5	16.5	56.4	85.0	73.3	65.6
1990	1005	1011	30.6	7.2	17.4	0.3	1.5	4.9	0.7	1.4	21.7	13.1
1990	1011	1018	5.6	169.8	102.7	6.4	65.4	32.1	194.2	239.2	127.5	217.4
1990	1018	1024	0.0	138.0								
1990	1024	1101	135.9	66.1	161.8	5.1	12.5	37.8	101.4	59.3	205.1	116.8
1990	1101	1108	0.7	28.8	17.4	1.3	2.5	4.9	8.6	5.7	19.5	23.1
1990	1108	1114	14.0	144.5	11.3	1.5	2.0	3.3	74.3	115.0	22.6	114.3
1990	1024	1114	200.0	95.5	99.0	2.0	4.0	23.0	0.7	17.0	115.0	91.0
1990	1114	1121	14.6	33.9	8.7	0.5	1.0	2.5	3.6	17.9	12.1	21.9
1990	1121	1129	0.0	52.5	67.4	3.1	4.5	16.5	3.6	23.6	82.7	52.5
1990	1129	1206	0.0	21.9								
1990	1206	1212	2.8	28.8	50.9	1.8	12.0	12.3	3.6	25.7	56.7	28.7
1990	1212	1219	0.0	173.8	45.7	5.1	9.5	10.7	76.4	134.9	51.1	149.3
1990	1219	1228	84.2	47.9	148.8	4.1	7.5	37.0	37.8	40.7	202.3	61.2
1990	1228	103	38.6	25.1	134.0	3.3	5.5	31.3	13.6	20.7	168.4	35.0
1991	103	109	39.8	20.0	122.2	3.3	7.0	29.6	3.6	12.1	145.6	30.6
1991	109	116	2.0	28.8	217.5	6.1	12.5	55.9	5.0	23.6	264.6	51.8
1991	116	124	6.3	147.9	191.0	11.0	26.4	53.5	127.1	174.2	238.9	168.0
1991	124	201	0.0	177.8								
1991	201	207	0.0	64.6	77.4	4.9	12.5	17.3	25.7	82.1	66.6	68.1
1991	207	215	0.0	43.7	51.8	5.9	12.5	11.5	36.4	51.4	23.4	89.9
1991	215	221	0.0	166.0	84.8	5.4	9.0	18.1	90.7	117.8	93.9	186.8
1991	221	301	32.4	79.4	92.2	4.1	10.5	20.6	90.0	116.4	107.8	86.8
1991	301	308	0.0	112.2	32.6	2.8	12.5	9.9	100.7	74.3	36.7	158.0
1991	308	314	0.0	55.0	17.8	2.6	47.9	12.3	110.0	89.3	26.8	127.4
1991	314	322	45.7	39.8	12.2	1.0	5.5	3.3	77.8	56.4	16.1	65.6
1991	322	327	0.2									
1991	327	403	7.7	56.2	25.2	1.3	4.0	7.4	28.6	32.1	27.4	63.1
1991	403	410	32.5	102.3	98.3	3.6	14.0	23.9	154.2	154.2	110.3	132.4
1991	410	417	2.0	380.2	93.1	3.8	21.5	26.3	162.1	313.4	147.3	306.7
1991	417	425	9.7	61.7	33.5	1.3	6.0	7.4	63.5	46.4	40.6	91.8
1991	425	503	3.6	66.1	8.7	2.6	28.4	9.9	115.0	81.4	9.6	164.9
1991	503	508	0.0									
1991	201	508	303.0	79.4	147.0	3.0	6.0	34.0	-99.0	15.0	170.0	90.0
1991	508	515	1.4	0.5	26.1	41.7	70.4	33.7	141.4	51.4	36.7	168.0
1991	515	530	0.3	-99.0	-99.0	-99.0	-99.0	-99.0	-99.0	-99.0	-99.0	-99.0
1991	530	607	2.7	5.1	19.1	13.0	12.5	15.6	67.8	23.6	19.7	41.2

Precipitation chemistry 1991-92 Units: ueq/l

EGIL-N

	dON	dOFF	mm	H+	Na	K	Ca	Mg	NH4	NO3	Cl	SO4
1991	621	626	28.5	56.2	15.2	2.8	0.5	3.8	20.0	27.9	14.4	52.5
1991	626	704	16.1	13.5	1.3	0.3	0.5	0.8	0.7	0.7	1.1	14.4
1991	704	711	4.4	109.6	20.0	5.4	8.5	7.4	35.7	60.0	19.5	111.8
1991	711	719	51.1	67.6	32.2	0.3	4.5	8.2	27.1	37.1	36.4	72.5
1991	719	801	5.7	20.4	7.0	0.3	2.5	3.3	2.9	0.7	7.3	23.1
1991	801	808	0.4	52.5	13.5	0.8	11.5	6.6	0.7	14.3	13.5	64.3
1991	808	815	0.0	27.5	19.1	1.0	4.0	5.8	10.0	0.7	20.9	41.9
1991	815	822	0.3	151.4	136.6	12.0	29.4	39.5	89.3	57.1	147.5	234.2
1991	822	913	29.2	64.6	79.2	2.6	14.5	19.7	7.9	47.1	86.3	68.1
1991	913	919	53.1	35.5	17.8	1.8	5.0	6.6	14.3	27.1	19.8	35.6
1991	919	926	51.5	30.9	102.7	6.9	10.0	31.3	52.1	46.4	116.2	58.1
1991	926	1004	86.5	25.1	11.8	0.8	1.5	4.9	1.4	8.6	14.7	21.2
1991	1004	1010	12.0	169.8	105.7	5.1	18.0	28.8	77.1	142.1	136.8	171.1
1991	1010	1017	52.0	64.6	80.0	3.3	8.0	18.9	22.9	37.1	111.4	78.1
1991	1017	1024	5.4	8.9	90.0	3.3	6.0	19.7	15.0	7.1	121.6	23.7
1991	1024	1101	22.7	49.0	41.8	2.1	4.0	10.7	28.6	38.6	51.3	59.3
1991	1101	1113	169.1	27.5	64.4	1.8	0.5	12.3	22.9	30.7	82.7	37.3
1991	1113	1122	5.5	56.2	119.6	5.6	4.0	25.1	31.4	57.1	155.2	70.4
1991	1122	1129	22.4	112.2	58.3	2.3	6.5	15.6	57.8	102.1	74.2	107.6
1991	1129	1205	3.1	204.2	61.3	4.1	14.0	16.5	102.1	227.8	81.5	195.1
1991	1205	1211	0.0									
1991	1211	1221	42.8	39.8	80.5	2.6	6.0	22.6	13.6	35.0	89.7	42.9
1991	1221	1228	2.4	9.8	93.1	2.8	4.5	21.0	11.4	9.3	104.4	20.8
1991	1228	103	23.4	35.5	101.4	3.6	6.0	24.1	0.7	13.6	115.9	41.9
1992	103	111	11.2	34.7	86.6	2.1	4.5	18.9	5.0	20.0	99.6	37.5
1992	111	116	0.0									
1992	116	124	3.1									
1992	124	130	1.7	70.8	50.0	1.3	6.5	12.3	12.9	65.0	50.2	54.3
1992	130	207	7.2	21.9	18.3	1.3	3.0	4.1	9.3	15.0	18.1	23.7
1992	207	213	29.2	60.3	17.8	1.0	5.0	5.8	52.1	56.4	24.3	65.6
1992	213	219	0.4	2.8								
1992	219	227	7.3	125.9	230.6	12.5	47.4	53.5	153.5	179.9	252.5	198.6
1992	227	306	11.8	147.9	75.3	5.1	27.5	23.0	282.7	239.2	87.5	233.6
1992	306	313	35.9	51.3	36.5	1.3	9.0	9.9	67.1	50.0	48.2	76.8
1992	313	320	30.8	51.3	16.5	0.8	4.5	4.1	27.1	31.4	20.6	60.0
1992	320	326	39.3	28.2	15.7	0.8	2.5	4.9	10.7	19.3	20.0	30.6
1992	326	401	2.6	44.7	77.0	3.8	8.0	18.9	67.1	49.3	91.1	82.5
1992	401	409	2.2	53.7	13.1	1.3	5.5	2.5	37.8	45.0	12.1	63.1
1992	409	415	6.6	24.5	23.1	1.3	4.5	4.9	12.1	17.1	24.8	27.5
1992	415	424	6.8	41.7	48.7	2.6	7.5	12.3	22.9	25.0	44.6	62.5
1992	424	430	46.9	42.7	34.4	2.6	5.0	6.6	94.3	72.1	40.6	79.3
1992	430	506	51.5	29.5	17.4	0.5	3.5	4.9	19.3	25.7	18.3	36.9
1992	506	512	24.8	50.1	40.0	1.0	4.5	9.1	25.0	40.0	40.9	56.8

Precipitation chemistry 1992-93 Units: ueq/l
EGIL-N

	dON	dOFF	mm	H+	Na	K	Ca	Mg	NH4	NO3	Cl	SO4
1992	529	601	4.7	38.9	34.8	56.8	106.8	31.3	132.1	103.5	27.4	251.7
1992	611	618	25.8	31.6	126.2	5.6	22.0	23.9	0.0	3.2	107.2	305.8
1992	625	701	6.7	229.1	10.0	10.2	26.5	9.1	80.7	114.2	12.7	266.7
1992	709	716	24.4	41.7	16.5	0.3	5.0	4.9	0.7	0.7	18.9	50.6
1992	716	723	49.7	81.3	4.4	0.3	3.5	0.8	38.6	52.8	8.5	77.5
1992	723	731	21.0	89.1	20.4	1.3	7.5	5.8	22.1	41.4	22.9	77.5
1992	731	806	27.9	63.1	65.7	2.6	16.0	14.0	45.7	58.6	78.4	76.2
1992	806	812	15.1	87.1	21.8	5.4	25.5	10.7	61.4	62.8	27.7	137.4
1992	812	821	61.0	51.3	29.6	0.3	5.0	9.1	21.4	35.0	38.9	46.9
1992	821	828	84.6	22.4	17.4	1.5	4.5	3.3	0.7	8.6	13.3	16.9
1992	828	903	29.1	28.8	81.4	2.8	6.5	21.4	11.4	25.7	111.2	40.0
1992	903	909	30.7	40.7	62.6	2.6	4.5	13.2	35.7	40.0	78.4	54.3
1992	909	918	39.7	46.8	72.2	2.6	8.5	14.8	30.0	53.6	82.7	53.7
1992	918	924	19.1	104.7	118.3	6.4	36.4	30.4	105.7	115.0	139.6	184.3
1992	924	1001	2.4	213.8	159.7	6.7	50.4	46.1	198.5	341.3	144.4	268.0
1992	1007	1014	3.3	40.7	129.2	1.5	20.5	23.0	0.7	0.7	115.9	86.8
1992	1014	1023	28.9	41.7	40.9	0.8	7.0	7.4	0.7	20.0	45.1	36.2
1992	1023	1030	23.4	61.7	87.9	3.1	9.5	19.7	17.9	34.3	96.2	76.2
1992	1030	1113	108.9	34.7	56.6	2.3	5.0	12.3	20.7	27.1	63.2	40.0
1992	1113	1120	12.8	38.0	39.2	1.0	4.0	9.1	7.9	22.9	44.0	26.9
1992	1120	1127	35.2	38.0	41.8	1.3	6.0	9.1	17.9	27.1	46.8	36.9
1992	1127	1204	153.5	26.3	77.4	2.1	8.0	16.5	17.9	22.1	79.0	35.6
1992	1204	1211	3.3	64.6	138.3	8.7	16.0	30.4	27.9	67.8	147.0	75.6
1992	1211	1218	16.0	79.4	84.8	5.6	8.0	18.9	60.7	68.5	98.7	103.1
1992	1218	1231	23.1	31.6	108.8	6.1	10.5	24.7	38.6	53.6	112.3	55.0
1992	1231	107	4.5	97.7	376.3	12.8	23.5	83.9	133.5	136.4	413.3	207.4
1993	107	114	0.0	26.3	184.9	3.8	9.0	37.8	8.6	19.3	225.7	45.6
1993	114	120	0.0	30.2	418.5	9.5	18.0	93.0	18.6	26.4	521.3	82.5
1993	120	129	33.6	30.2	418.5	9.5	18.0	93.0	18.6	26.4	521.3	82.5
1993	205	211	2.9	45.7	92.7	15.9	13.5	20.6	40.0	70.0	62.1	88.1
1993	211	217	4.6	363.1	158.3	32.5	29.9	35.4	192.1	364.9	170.4	317.3
1993	217	224	2.5	33.1	55.7	5.6	10.0	13.2	37.1	46.4	34.1	75.6
1993	224	319	0.5	114.8	279.3	7.4	16.0	61.7	117.1	130.0	306.9	129.3
1993	319	326	0.1	37.2	133.1	3.8	20.5	29.6	47.1	45.0	150.4	83.7
1993	326	402	0.0	0.8	175.7	61.6	49.9	18.9	329.2	102.1	176.9	124.3
1993	402	407	0.0	56.2	25.7	3.3	12.5	6.6	140.7	122.1	29.6	131.8
1993	407	416	0.6	56.2	25.7	3.3	12.5	6.6	140.7	122.1	29.6	131.8
1993	416	423	28.8	91.2	49.6	3.6	17.5	11.5	176.4	163.5	62.9	166.8
1993	423	430	0.4	91.2	49.6	3.6	17.5	11.5	176.4	163.5	62.9	166.8
1993	430	506	92.3	89.9	125.4	2.6	5.4	28.6	0.0	13.9	146.0	82.0
1993	506	514	81.6	89.9	125.4	2.6	5.4	28.6	0.0	13.9	146.0	82.0

Precipitation chemistry 1990-91 Units: ueq/l

KIM-N

	dON	dOFF	mm	H+	Na	K	Ca	Mg	NH4	NO3	Cl	SO4
1990	530	607	34.5	3.4	44.4	0.3	2.0	9.9	0.7	0.7	54.2	6.2
1990	607	614	6.2	4.6	3.9	0.3	2.5	9.9	3.6	0.7	57.3	5.0
1990	614	621	30.0	5.8	38.3	0.3	1.5	9.0	0.7	0.7	54.7	6.9
1990	621	628	52.5	5.2	42.2	0.5	2.0	9.9	0.7	0.7	55.6	6.2
1990	628	705	58.5	5.0	57.0	1.0	2.0	13.0	0.7	0.7	67.0	7.0
1990	705	711	43.4	5.2	60.9	1.0	3.0	14.0	23.6	0.7	67.0	7.0
1990	711	802	51.8	1.7	78.3	2.6	5.5	14.0	1.4	0.7	71.7	10.6
1990	802	808	1.1	1.9	5.1							
1990	808	817	51.8	4.9	52.2	0.5	2.5	13.2	0.7	0.7	62.9	8.7
1990	817	823	74.9	4.5	48.7	0.8	2.0	11.5	0.7	0.7	59.8	6.2
1990	823	830	1.7	5.1	66.1	4.3	3.0	15.6	2.1	0.7	79.8	
1990	830	913	71.2	3.4	30.9	0.5	1.5	7.4	0.7	0.7	35.3	4.4
1990	913	920	23.2	5.4	33.9	1.5	3.5	9.0	0.7	0.7	69.4	7.5
1990	920	927	44.8	4.4	52.2	0.3	2.0	12.3	0.7	0.7	63.2	6.9
1990	927	1005	19.6	4.6	55.7	0.5	2.5	13.2	0.7	0.7	63.5	8.1
1990	1005	1011	28.1	4.6	47.0	0.8	2.0	11.5	2.1	0.7	64.3	6.9
1990	1011	1018	4.8	7.1	54.8	1.5	6.0	15.6	18.6	4.3	72.5	21.2
1990	1018	1024	62.0	12.0	45.2	0.8	2.5	11.5	0.7	1.4	58.4	6.9
1990	1024	1101	132.1	12.6	55.7	1.0	3.0	14.0	0.7	0.7	73.3	11.2
1990	1101	1108	98.9	17.4	41.3	0.8	2.0	9.0	0.7	0.7	47.1	5.6
1990	1108	1114	27.5	11.5	33.9	0.5	2.0	7.4	0.7	0.7	41.2	17.5
1990	1114	1206	40.3	9.3	30.5	0.3	2.0	5.8	0.7	0.7	38.1	4.4
1990	1206	1212	3.7	10.7	35.7	1.8	1.5	8.2	3.6	0.7	42.9	10.0
1990	1212	1219	5.3	8.7	30.0	1.3	0.5	5.8	0.7	1.4	37.5	7.5
1990	1219	1228	30.1	2.0	32.6	0.8	1.0	7.4	0.7	0.7	43.4	13.1
1990	1228	103	38.5	5.8	107.4	2.3	4.5	24.7	0.7	0.7	136.5	-99.0
1991	103	109	29.6	5.6	57.0	1.3	2.5	11.5	0.7	0.7	68.6	8.1
1991	109	116	1.5	7.6	67.4	1.0	6.0	25.5	10.0	0.7	99.9	28.7
1991	116	221	133.3	5.0	92.0	2.0	4.0	21.0	0.7	0.7	107.0	11.0
1991	221	314	35.7	11.5	21.3	0.5	1.5	4.9	0.7	0.7	22.6	4.4
1991	314	322	26.5	22.9	85.3	6.1	22.5	32.9	39.3	0.7	190.7	9.4
1991	322	327	2.6	5.0	92.0	2.0	4.0	21.0	0.7	0.7	107.0	11.0
1991	327	403	5.9	7.8	66.6	1.5	8.5	22.2	0.7	1.4	73.1	9.4
1991	403	410	5.5	12.6	68.3	1.5	7.5	18.9	5.0	7.9	77.9	15.0
1991	410	417	11.5	21.4	53.9	1.3	5.0	15.6	0.7	0.7	66.0	7.5
1991	417	425	40.8	11.5	47.9	1.0	3.0	10.7	0.7	0.7	56.1	8.7
1991	425	503	59.4	5.6	42.6	1.0	7.5	11.5	2.1	0.7	50.5	6.2
1991	503	508	68.5	5.8	27.8	0.8	2.5	9.0	0.7	0.7	34.1	3.7
1991	508	515	0.5	3.9	65.3	2.6	7.0	18.1	0.7	0.7	81.2	13.7
1991	515	530	0.0									
1991	530	607	14.8	3.1	110.9	6.6	14.0	37.0	5.7	0.7	127.5	15.6

Precipitation chemistry 1991-92 Units: ueq/l

KIM-N

	dON	dOFF	mm	H+	Na	K	Ca	Mg	NH4	NO3	Cl	SO4
1991	621	626	23.3	5.1	64.4	1.3	3.5	15.8	0.7	0.7	62.6	7.5
1991	626	704	14.2	3.2	65.7	0.8	3.5	14.0	0.7	0.7	65.7	6.3
1991	704	711	4.9	4.6	47.9	2.1	8.5	21.4	0.7	0.7	73.6	11.9
1991	711	719	42.5	3.7	61.8	1.8	5.0	16.5	0.7	0.7	69.1	8.1
1991	719	801	8.0	2.9	63.1	4.1	4.0	16.5	5.7	0.7	69.4	7.5
1991	801	808	14.0	3.2	56.6	4.1	7.5	17.3	0.7	0.7	59.0	10.6
1991	808	815	5.9	5.9	55.2	6.4	6.0	16.5	0.7	0.7	68.0	8.1
1991	815	822	1.3	3.7	63.9	5.4	9.0	23.9	30.0	0.7	72.8	8.7
1991	822	913	15.3	3.7	54.8	1.0	5.0	14.8	0.7	0.7	58.1	9.4
1991	913	919	44.2	3.2	43.9	1.3	3.5	13.2	0.7	0.7	48.0	6.3
1991	919	926	40.0	5.0	3.9	0.3	2.0	4.9	0.7	0.7	4.8	1.9
1991	926	1004	71.0	4.6	13.5	0.3	0.5	4.9	0.7	0.7	16.9	1.9
1991	1004	1010	11.0	7.2	59.2	1.3	3.0	17.3	0.7	0.7	78.1	12.5
1991	1010	1017	42.1	15.1	54.4	1.3	3.5	14.0	0.7	0.7	74.5	13.1
1991	1017	1024	56.3	10.7	56.1	1.0	1.5	14.0	0.7	0.7	73.1	8.7
1991	1024	1101	60.3	17.4	47.9	1.0	2.0	11.5	0.7	0.7	60.9	13.7
1991	1101	1113	128.1	4.0	50.9	1.3	0.5	10.5	0.7	0.7	64.0	9.2
1991	1113	1122	13.8	4.6	53.9	2.8	1.5	11.9	0.7	0.7	75.0	25.2
1991	1122	1211	22.0	4.3	53.1	1.3	3.5	12.3	0.7	0.7	74.2	54.6
1991	1211	101	32.7	4.0	59.6	1.3	2.5	12.3	0.7	0.7	64.9	14.2
1992	101	103	22.4	5.8	72.6	1.6	1.4	16.5	0.7	0.4	84.9	2.9
1992	103	111	9.6	5.8	72.6	1.6	1.4	16.5	0.7	0.4	84.9	2.9
1992	111	116	3.3	5.8	72.6	1.6	1.4	16.5	0.7	0.4	84.9	2.9
1992	116	124	3.1	5.8	72.6	1.6	1.4	16.5	0.7	0.4	84.9	2.9
1992	124	130	1.1	5.8	72.6	1.6	1.4	16.5	0.7	0.4	84.9	2.9
1992	130	207	5.9	5.8	72.6	1.6	1.4	16.5	0.7	0.4	84.9	2.9
1992	207	213	25.4	5.8	72.6	1.6	1.4	16.5	0.7	0.4	84.9	2.9
1992	213	219	1.0	5.8	72.6	1.6	1.4	16.5	0.7	0.4	84.9	2.9
1992	219	227	3.6	5.8	72.6	1.6	1.4	16.5	0.7	0.4	84.9	2.9
1992	227	306	7.1	5.8	72.6	1.6	1.4	16.5	0.7	0.4	84.9	2.9
1992	306	313	33.7	5.8	72.6	1.6	1.4	16.5	0.7	0.4	84.9	2.9
1992	313	320	18.1	5.8	72.6	1.6	1.4	16.5	0.7	0.4	84.9	2.9
1992	320	326	31.5	5.8	72.6	1.6	1.4	16.5	0.7	0.4	84.9	2.9
1992	326	401	1.9	5.8	32.2	0.7	14.0	7.4	0.7	0.4	37.5	1.3
1992	401	409	1.4	5.8	32.2	0.7	14.0	7.4	0.7	0.4	37.5	1.3
1992	409	415	6.0	5.8	32.2	0.7	14.0	7.4	0.7	0.4	37.5	1.3
1992	415	424	5.9	5.8	32.2	0.7	14.0	7.4	0.7	0.4	37.5	1.3
1992	424	430	38.5	5.8	32.2	0.7	14.0	7.4	0.7	0.4	37.5	1.3
1992	430	506	113.0	5.8	32.2	0.7	14.0	7.4	0.7	0.4	37.5	1.3
1992	506	512	14.5	5.8	32.2	0.7	14.0	7.4	0.7	0.4	37.5	1.3
1992	512	518	5.5	5.8	146.6	3.2	6.4	33.7	0.7	0.4	170.7	5.8

Precipitation chemistry 1993-94 Units: ueq/l

KIM-N

	dON	dOFF	mm	H+	Na	K	Ca	Mg	NH4	NO3	Cl	SO4
1993	514	519	0.0	0.0	69.5	1.5	3.0	15.9	0.0	0.0	81.0	8.3
1993	519	528	0.0	0.0	69.5	1.5	3.0	15.9	0.0	0.0	81.0	8.3
1993	528	603	0.0	0.0	69.5	1.5	3.0	15.9	0.0	0.0	81.0	8.3
1993	617	624	0.0	0.0	69.5	1.5	3.0	15.9	0.0	0.0	81.0	8.3
1993	624	701	15.5	0.0	69.5	1.5	3.0	15.9	0.0	0.0	81.0	8.3
1993	702	709	6.0	0.0	69.5	1.5	3.0	15.9	0.0	0.0	81.0	8.3
1993	709	714	30.0	0.0	69.5	1.5	3.0	15.9	0.0	0.0	81.0	8.3
1993	714	723	7.8	0.0	69.5	1.5	3.0	15.9	0.0	0.0	81.0	8.3
1993	729	806	23.7	0.0	69.5	1.5	3.0	15.9	0.0	0.0	81.0	8.3
1993	806	813	31.8	0.0	69.5	1.5	3.0	15.9	0.0	0.0	81.0	8.3
1993	813	820	14.5	0.0	69.5	1.5	3.0	15.9	0.0	0.0	81.0	8.3
1993	820	827	5.9	0.0	69.5	1.5	3.0	15.9	0.0	0.0	81.0	8.3
1993	909	916	35.0	0.0	69.5	1.5	3.0	15.9	0.0	0.0	81.0	8.3
1993	916	923	13.1	0.0	57.4	1.3	2.5	13.1	0.0	0.0	66.9	6.9
1993	923	930	28.5	0.0	57.4	1.3	2.5	13.1	0.0	0.0	66.9	6.9
1993	930	1007	44.1	0.0	57.4	1.3	2.5	13.1	0.0	0.0	66.9	6.9
1993	1007	1013	34.7	0.0	57.4	1.3	2.5	13.1	0.0	0.0	66.9	6.9
1993	1013	1021	2.2	0.0	57.4	1.3	2.5	13.1	0.0	0.0	66.9	6.9
1993	1104	1111	34.0	0.0	57.4	1.3	2.5	13.1	0.0	0.0	66.9	6.9
1993	1111	1118	49.2	0.0	57.4	1.3	2.5	13.1	0.0	0.0	66.9	6.9
1993	1125	1202	0.0	0.0	57.4	1.3	2.5	13.1	0.0	0.0	66.9	6.9
1993	1202	1209	19.4	0.0	14.7	0.3	0.6	3.4	0.0	0.0	17.2	1.8
1993	1209	1220	17.0	0.0	14.7	0.3	0.6	3.4	0.0	0.0	17.2	1.8
1993	1220	1227	0.0	0.0	14.7	0.3	0.6	3.4	0.0	0.0	17.2	1.8
1993	1227	1231	0.0	0.0	14.7	0.3	0.6	3.4	0.0	0.0	17.2	1.8
1993	1231	106	0.0	0.0	14.7	0.3	0.6	3.4	0.0	0.0	17.2	1.8
1994	106	114	0.0	0.0	14.7	0.3	0.6	3.4	0.0	0.0	17.2	1.8
1994	114	120	0.0	0.0	14.7	0.3	0.6	3.4	0.0	0.0	17.2	1.8
1994	120	127	0.0	0.0	14.7	0.3	0.6	3.4	0.0	0.0	17.2	1.8
1994	127	210	0.0	0.0	14.7	0.3	0.6	3.4	0.0	0.0	17.2	1.8
1994	210	217	0.0	0.0	14.7	0.3	0.6	3.4	0.0	0.0	17.2	1.8
1994	224	303	0.0	0.0	14.7	0.3	0.6	3.4	0.0	0.0	17.2	1.8
1994	303	310	0.0	0.0	14.7	0.3	0.6	3.4	0.0	0.0	17.2	1.8
1994	310	317	0.0	0.0	14.7	0.3	0.6	3.4	0.0	0.0	17.2	1.8
1994	317	324	0.0	0.0	14.7	0.3	0.6	3.4	0.0	0.0	17.2	1.8
1994	324	402	0.0	0.0	14.7	0.3	0.6	3.4	0.0	0.0	17.2	1.8
1994	402	414	21.9	0.0	14.7	0.3	0.6	3.4	0.0	0.0	17.2	1.8
1994	421	428	10.3	0.0	14.7	0.3	0.6	3.4	0.0	0.0	17.2	1.8
1994	505	511	194.9	0.0	28.2	0.6	1.2	6.5	0.0	0.0	32.9	3.4
1994	511	519	195.7	0.0	28.2	0.6	1.2	6.5	0.0	0.0	32.9	3.4
1994	519	526	1.1	0.0	28.2	0.6	1.2	6.5	0.0	0.0	32.9	3.4

Precipitation chemistry 1990-91 Units: ueq/l

ROLF-N

	dON	dOFF	mm	H+	Na	K	Ca	Mg	NH4	NO3	Cl	SO4
1990	530	607	38.9	93.3	17.0	1.0	7.0	4.9	0.7	36.4	21.2	75.0
1990	607	614	6.7	162.2	28.3	2.6	19.0	9.0	112.1	177.1	36.7	193.0
1990	614	621	36.3	112.2	8.7	0.3	3.0	2.5	57.1	47.8	13.8	117.4
1990	621	628	73.2	51.3	22.6	0.3	2.5	5.8	15.0	25.7	28.8	62.5
1990	628	705	91.7	64.6	27.0	0.5	3.5	6.6	32.1	44.3	35.3	63.1
1990	705	711	59.2	51.3	17.4	0.5	2.0	4.1	12.6	0.7	69.7	5.6
1990	711	725	8.0	0.3	8.3	1.3	2.5	2.5	3.6	0.7	10.7	13.7
1990	725	802	1.9	0.7	38.3	3.3	26.9	14.0	29.3	0.7	16.1	61.8
1990	802	808	0.6	131.8								
1990	808	817	80.6	37.2	52.2	1.8	4.5	13.2	8.6	18.6	62.9	38.7
1990	817	823	116.2	27.5	26.5	0.3	1.0	6.6	7.9	9.3	30.7	28.1
1990	823	830	1.6	1.0	36.1	4.3	6.0	11.5	43.6	3.6	40.1	58.7
1990	830	913	106.7	22.4	23.1	1.5	5.5	5.8	19.3	19.3	26.2	33.1
1990	913	920	25.8	20.9	34.8	1.5	2.5	9.0	0.7	2.9	37.5	25.6
1990	920	927	50.6	41.7	67.9	1.5	3.5	16.5	0.7	16.4	79.6	37.5
1990	927	1005	20.7	74.1	67.4	2.3	6.5	16.5	56.4	85.0	73.3	65.6
1990	1005	1011	31.5	7.2	17.4	0.3	1.5	4.9	0.7	1.4	21.7	13.1
1990	1011	1018	3.8	169.8	102.7	6.4	65.4	32.1	194.2	239.2	127.5	217.4
1990	1018	1024	0.3	138.0								
1990	1024	1101	152.9	66.1	161.8	5.1	12.5	37.8	101.4	59.3	205.1	116.8
1990	1101	1108	4.5	28.8	17.4	1.3	2.5	4.9	8.6	5.7	19.5	23.1
1990	1108	1114	14.0	144.5	11.3	1.5	2.0	3.3	74.3	115.0	22.6	114.3
1990	1114	1121	14.3	33.9	8.7	0.5	1.0	2.5	3.6	17.9	12.1	21.9
1990	1121	1129	25.8	52.5	67.4	3.1	4.5	16.5	3.6	23.6	82.7	52.5
1990	1129	1206	0.6	21.9								
1990	1206	1212	9.6	28.8	50.9	1.8	12.0	12.3	3.6	25.7	56.7	28.7
1990	1212	1219	4.8	173.8	45.7	5.1	9.5	10.7	76.4	134.9	51.1	149.3
1990	1219	1228	92.4	47.9	148.8	4.1	7.5	37.0	37.8	40.7	202.3	61.2
1990	1228	103	82.2	25.1	134.0	3.3	5.5	31.3	13.6	20.7	168.4	35.0
1991	103	109	100.3	20.0	122.2	3.3	7.0	29.6	3.6	12.1	145.6	30.6
1991	109	116	11.8	28.8	217.5	6.1	12.5	55.9	5.0	23.6	264.6	51.8
1991	116	124	3.0	147.9	191.0	11.0	26.4	53.5	127.1	174.2	238.9	168.0
1991	124	201	1.0	177.8								
1991	201	207	5.4	64.6	77.4	4.9	12.5	17.3	25.7	82.1	66.6	68.1
1991	207	215	1.3	43.7	51.8	5.9	12.5	11.5	36.4	51.4	23.4	89.9
1991	215	221	2.2	166.0	84.8	5.4	9.0	18.1	90.7	117.8	93.9	186.8
1991	221	301	36.9	79.4	92.2	4.1	10.5	20.6	90.0	116.4	107.8	86.8
1991	301	308	51.3	112.2	32.6	2.8	12.5	9.9	100.7	74.3	36.7	158.0
1991	308	314	11.1	55.0	17.8	2.6	47.9	12.3	110.0	89.3	26.8	127.4
1991	314	322	50.3	39.8	12.2	1.0	5.5	3.3	77.8	56.4	16.1	65.6
1991	322	327	0.0									
1991	327	403	6.8	56.2	25.2	1.3	4.0	7.4	28.6	32.1	27.4	63.1
1991	403	410	29.3	102.3	98.3	3.6	14.0	23.9	154.2	154.2	110.3	132.4
1991	410	417	1.3	380.2	93.1	3.8	21.5	26.3	162.1	313.4	147.3	306.7
1991	417	425	23.9	61.7	33.5	1.3	6.0	7.4	63.5	46.4	40.6	91.8
1991	425	503	7.6	66.1	8.7	2.6	28.4	9.9	115.0	81.4	9.6	164.9
1991	503	508	0.0									
1991	508	515	1.3	0.5	26.1	41.7	70.4	33.7	141.4	51.4	36.7	168.0
1991	515	530	0.0									
1991	530	607	17.8	5.1	19.1	13.0	12.5	15.6	67.8	23.6	19.7	41.2

Precipitation chemistry 1991-92 Units: ueq/l

ROLF-N

	dON	dOFF	mm	H+	Na	K	Ca	Mg	NH4	NO3	Cl	SO4
1991	621	626	27.7	56.2	15.2	2.8	0.5	3.8	20.0	27.9	14.4	52.5
1991	626	704	16.6	13.5	1.3	0.3	0.5	0.8	0.7	0.7	1.1	14.4
1991	704	711	4.5	109.6	20.0	5.4	8.5	7.4	35.7	60.0	19.5	111.8
1991	711	719	49.7	67.6	32.2	0.3	4.5	8.2	27.1	37.1	36.4	72.5
1991	719	801	3.5	20.4	7.0	0.3	2.5	3.3	2.9	0.7	7.3	23.1
1991	801	808	14.3	52.5	13.5	0.8	11.5	6.6	0.7	14.3	13.5	64.3
1991	808	815	5.9	27.5	19.1	1.0	4.0	5.8	10.0	0.7	20.9	41.9
1991	815	822	1.3	151.4	136.6	12.0	29.4	39.5	89.3	57.1	147.5	234.2
1991	822	913	17.5	64.6	79.2	2.6	14.5	19.7	7.9	47.1	86.3	68.1
1991	913	919	49.7	35.5	17.8	1.8	5.0	6.6	14.3	27.1	19.8	35.6
1991	919	926	46.2	30.9	102.7	6.9	10.0	31.3	52.1	46.4	116.2	58.1
1991	926	1004	95.5	25.1	11.8	0.8	1.5	4.9	1.4	8.6	14.7	21.2
1991	1004	1010	9.2	169.8	105.7	5.1	18.0	28.8	77.1	142.1	136.8	171.1
1991	1010	1017	46.2	64.6	80.0	3.3	8.0	18.9	22.9	37.1	111.4	78.1
1991	1017	1024	5.7	8.9	90.0	3.3	6.0	19.7	15.0	7.1	121.6	23.7
1991	1024	1101	24.8	49.0	41.8	2.1	4.0	10.7	28.6	38.6	51.3	59.3
1991	1101	1113	169.0	27.5	64.4	1.8	0.5	12.3	22.9	30.7	82.7	37.3
1991	1113	1122	21.0	56.2	119.6	5.6	4.0	25.1	31.4	57.1	155.2	70.4
1991	1122	1129	18.8	112.2	58.3	2.3	6.5	15.6	57.8	102.1	74.2	107.6
1991	1129	1205	2.2	204.2	61.3	4.1	14.0	16.5	102.1	227.8	81.5	195.1
1991	1205	1211	1.0									
1991	1211	1221	50.9	39.8	80.5	2.6	6.0	22.6	13.6	35.0	89.7	42.9
1991	1221	1228	9.2	9.8	93.1	2.8	4.5	21.0	11.4	9.3	104.4	20.8
1991	1228	103	22.3	35.5	101.4	3.6	6.0	24.1	0.7	13.6	115.9	41.9
1992	103	111	17.2	34.7	86.6	2.1	4.5	18.9	5.0	20.0	99.6	37.5
1992	111	116	0.0									
1992	116	124	0.0									
1992	124	130	4.8	70.8	50.0	1.3	6.5	12.3	12.9	65.0	50.2	54.3
1992	130	207	6.7	21.9	18.3	1.3	3.0	4.1	9.3	15.0	18.1	23.7
1992	207	213	25.8	60.3	17.8	1.0	5.0	5.8	52.1	56.4	24.3	65.6
1992	213	219	0.6	2.8								
1992	219	227	4.8	125.9	230.6	12.5	47.4	53.5	153.5	179.9	252.5	198.6
1992	227	306	6.7	147.9	75.3	5.1	27.5	23.0	282.7	239.2	87.5	233.6
1992	306	313	39.8	51.3	36.5	1.3	9.0	9.9	67.1	50.0	48.2	76.8
1992	313	320	24.8	51.3	16.5	0.8	4.5	4.1	27.1	31.4	20.6	60.0
1992	320	326	50.9	28.2	15.7	0.8	2.5	4.9	10.7	19.3	20.0	30.6
1992	326	401	3.0	44.7	77.0	3.8	8.0	18.9	67.1	49.3	91.1	82.5
1992	401	409	6.0	53.7	13.1	1.3	5.5	2.5	37.8	45.0	12.1	63.1
1992	409	415	27.7	24.5	23.1	1.3	4.5	4.9	12.1	17.1	24.8	27.5
1992	415	424	5.1	41.7	48.7	2.6	7.5	12.3	22.9	25.0	44.6	62.5
1992	424	430	41.1	42.7	34.4	2.6	5.0	6.6	94.3	72.1	40.6	79.3
1992	430	506	48.4	29.5	17.4	0.5	3.5	4.9	19.3	25.7	18.3	36.9
1992	506	512	22.0	50.1	40.0	1.0	4.5	9.1	25.0	40.0	40.9	56.8

Precipitation chemistry 1993-94 Units: ueq/l
ROLF-N

	dON	dOFF	mm	H+	Na	K	Ca	Mg	NH4	NO3	Cl	SO4
1993	514	519	3.5	5.5	75.3	88.2	69.4	84.7	138.5	95.7	88.3	141.2
1993	519	528	10.5	6.8	30.0	13.8	35.9	18.1	61.4	38.6	30.8	54.3
1993	528	603	8.0	83.2	108.3	5.9	22.5	25.5	50.0	37.8	117.4	113.1
1993	617	624	8.9	36.3	33.5	4.9	10.0	9.9	5.0	22.9	24.8	45.6
1993	624	701	10.8	22.9	113.5	4.6	10.5	30.4	3.6	-0.7	137.7	48.7
1993	702	709	11.5	13.5	36.1	2.1	6.0	6.6	2.1	2.1	41.2	18.7
1993	709	714	28.3	30.9	37.0	3.3	3.5	7.4	5.0	10.0	33.9	32.5
1993	714	723	8.0	26.3	13.1	0.8	2.0	2.5	3.6	2.1	8.2	36.2
1993	729	806	47.7	50.1	21.8	1.8	4.5	4.1	32.1	42.1	19.5	58.1
1993	806	813	28.6	25.7	50.9	1.5	2.5	9.9	-0.7	0.7	62.6	23.7
1993	813	820	6.0	45.7	60.0	3.3	5.5	11.5	2.9	0.7	71.4	65.0
1993	820	827	5.4	8.9	35.7	6.9	7.5	9.1	6.4	0.7	36.7	25.6
1993	909	916	45.5	22.9	126.2	12.8	20.0	30.4	3.1	18.2	155.2	68.7
1993	916	923	8.6	81.3	52.2	4.1	15.5	12.3	38.9	76.0	53.6	81.2
1993	923	930	45.5	33.1	18.3	1.8	7.5	4.1	7.1	13.9	22.6	39.6
1993	930	1007	64.6	28.8	17.0	7.7	9.5	6.6	33.0	31.4	22.6	52.1
1993	1007	1013	44.9	46.8	16.1	1.0	3.5	2.5	17.4	39.6	19.8	37.5
1993	1013	1021	16.6	21.4	41.3	2.6	1.5	9.9	7.6	16.8	45.1	27.1
1993	1104	1111	70.0	72.4	27.4	1.8	5.0	6.6	60.7	61.1	33.9	91.6
1993	1111	1118	82.8	50.1	97.0	3.1	4.0	22.2	36.2	31.4	110.0	75.0
1993	1125	1202	27.7	177.8	62.6	5.9	15.5	14.8	123.5	116.4	64.9	233.2
1993	1202	1209	34.2	35.5	42.2	1.5	10.0	9.9	7.2	21.8	48.0	39.6
1993	1209	1220	31.8	20.9	61.3	2.1	5.5	14.8	19.1	25.4	73.4	31.2
1993	1220	1227	21.6	13.8	17.8	1.5	3.5	4.9	2.9	9.9	28.2	12.5
1993	1227	1231	15.6	26.3	30.9	1.0	3.5	7.4	17.0	30.0	42.3	25.0
1993	1231	106	35.2	75.9	33.5	1.5	3.0	6.6	27.6	61.1	36.7	58.3
1994	106	114	71.5	14.8	27.4	0.8	2.5	6.6	17.3	28.2	31.0	31.2
1994	114	120	8.9	4.3	36.5	2.6	14.0	8.2	7.0	18.9	25.4	22.9
1994	120	127	29.4	9.3	199.7	4.1	10.5	40.3	3.1	6.4	220.0	33.3
1994	127	210	65.3	43.7	50.5	1.8	5.5	11.5	37.5	48.6	59.2	52.1
1994	210	217	4.0	74.1	156.2	4.0	25.0	32.9	15.1	100.0	155.2	47.9
1994	224	303	17.5	44.7	37.0	2.6	7.0	9.1	18.0	43.9	36.7	45.8
1994	303	310	43.6	38.0	36.1	1.5	4.0	8.2	26.9	38.6	42.3	35.4
1994	310	317	15.9	22.9	61.8	3.6	6.5	14.8	28.6	30.7	67.7	37.5
1994	317	324	19.7	20.4	23.9	1.0	1.0	5.8	19.3	21.4	28.2	37.5
1994	324	402	14.0	34.7	36.5	2.1	3.5	9.1	103.5	92.5	39.5	70.8
1994	402	414	103.8	50.1	80.9	2.3	11.0	18.1	104.2	87.5	90.3	83.3
1994	421	428	18.1	81.3	25.7	2.8	29.4	10.7	165.7	127.1	31.0	174.9
1994	505	511	30.9	33.1	16.1	1.3	10.0	4.9	168.5	123.5	19.8	106.2

PART 2

RUNOFF VOLUME

Discharge mm/day		EGIL	KIM	ROLF	METTE	CECILIE
1990	601	4.5	2.9	1.5		
1990	602	4.5	2.9	1.5		
1990	603	4.5	2.9	1.5		
1990	604	4.5	2.9	1.5		
1990	605	4.5	2.9	1.5		
1990	606	4.5	2.9	1.5		
1990	607	4.5	2.9	1.5		
1990	608	0	0.1	0.2		
1990	609	0	0.1	0.2		
1990	610	0	0.1	0.2		
1990	611	0	0.1	0.2		
1990	612	0	0.1	0.2		
1990	613	0	0.1	0.2		
1990	614	0	0.1	0.2		
1990	615	3.4	1.6	1.2		
1990	616	3.4	1.6	1.2		
1990	617	3.4	1.6	1.2		
1990	618	3.4	1.6	1.2		
1990	619	3.4	1.6	1.2		
1990	620	3.4	1.6	1.2		
1990	621	3.4	1.6	1.2		
1990	622	8	6.3	6.9		
1990	623	8	6.3	6.9		
1990	624	8	6.3	6.9		
1990	625	8	6.3	6.9		
1990	626	8	6.3	6.9		
1990	627	8	6.3	6.9		
1990	628	8	6.3	6.9		
1990	629	10.3	6.4	8.9		
1990	630	10.3	6.4	8.9		
1990	701	10.3	6.4	8.9		
1990	702	10.3	6.4	8.9		
1990	703	10.3	6.4	8.9		
1990	704	10.3	6.4	8.9		
1990	705	10.3	6.4	8.9		
1990	706	9.6	7.9	8.6		
1990	707	9.6	7.9	8.6		
1990	708	9.6	7.9	8.6		
1990	709	9.6	7.9	8.6		
1990	710	9.6	7.9	8.6		
1990	711	9.6	7.9	8.6		
1990	712	0.1	0	0.1		
1990	713	0.1	0	0.1		
1990	714	0.1	0	0.1		
1990	715	0.1	0	0.1		
1990	716	0.1	0	0.1		
1990	717	0.1	0	0.1		
1990	718	0.1	0	0.1		
1990	719	0.1	0	0.1		
1990	720	0.1	0	0.1		
1990	721	0.1	0	0.1		
1990	722	0.1	0	0.1		
1990	723	0.1	0	0.1		
1990	724	0.1	0	0.1		
1990	725	0.1	0	0.1		
1990	726	0	0	0		
1990	727	0	0	0		
1990	728	0	0	0		
1990	729	0	0	0		
1990	730	0	0	0		
1990	731	0	0	0		

Discharge mm/day		EGIL	KIM	ROLF	METTE	CECILIE
1990	801	0	0	0		
1990	802	0	0	0		
1990	803	0	0	0		
1990	804	0	0	0		
1990	805	0	0	0		
1990	806	0	0	0		
1990	807	0	0	0		
1990	808	0	0	0		
1990	809	1.3	1.6	3.6		
1990	810	1.3	1.6	3.6		
1990	811	1.3	1.6	3.6		
1990	812	1.3	1.6	3.6		
1990	813	1.3	1.6	3.6		
1990	814	1.3	1.6	3.6		
1990	815	1.3	1.6	3.6		
1990	816	1.3	1.6	3.6		
1990	817	1.3	1.6	3.6		
1990	818	15.9	12.5	17.3		
1990	819	15.9	12.5	17.3		
1990	820	15.9	12.5	17.3		
1990	821	15.9	12.5	17.3		
1990	822	15.9	12.5	17.3		
1990	823	15.9	12.5	17.3		
1990	824	0	0.1	0		
1990	825	0	0.1	0		
1990	826	0	0.1	0		
1990	827	0	0.1	0		
1990	828	0	0.1	0		
1990	829	0	0.1	0		
1990	830	0	0.1	0		
1990	831	13.2	8.4	12.1		
1990	901	13.2	8.4	12.1		
1990	902	13.2	8.4	12.1		
1990	903	13.2	8.4	12.1		
1990	904	13.2	8.4	12.1		
1990	905	13.2	8.4	12.1		
1990	906	13.2	8.4	12.1		
1990	907	13.2	8.4	12.1		
1990	908	0	0	0		
1990	909	0	0	0		
1990	910	0	0	0		
1990	911	0	0	0		
1990	912	0	0	0		
1990	913	0	0	0		
1990	914	2.8	1.7	1.7		
1990	915	2.8	1.7	1.7		
1990	916	2.8	1.7	1.7		
1990	917	2.8	1.7	1.7		
1990	918	2.8	1.7	1.7		
1990	919	2.8	1.7	1.7		
1990	920	2.8	1.7	1.7		
1990	921	6.4	6.1	5.4		
1990	922	6.4	6.1	5.4		
1990	923	6.4	6.1	5.4		
1990	924	6.4	6.1	5.4		
1990	925	6.4	6.1	5.4		
1990	926	6.4	6.1	5.4		
1990	927	6.4	6.1	5.4		
1990	928	1.6	1.2	0.9		
1990	929	1.6	1.2	0.9		
1990	930	1.6	1.2	0.9		
1990	1001	1.6	1.2	0.9		

Discharge mm/day		EGIL	KIM	ROLF	METTE	CECILIE
1990	1002	1.6	1.2	0.9		
1990	1003	1.6	1.2	0.9		
1990	1004	1.6	1.2	0.9		
1990	1005	1.6	1.2	0.9		
1990	1006	5.4	5.2	4.3		
1990	1007	5.4	5.2	4.3		
1990	1008	5.4	5.2	4.3		
1990	1009	5.4	5.2	4.3		
1990	1010	5.4	5.2	4.3		
1990	1011	5.4	5.2	4.3		
1990	1012	0.8	0.6	0.5		
1990	1013	0.8	0.6	0.5		
1990	1014	0.8	0.6	0.5		
1990	1015	0.8	0.6	0.5		
1990	1016	0.8	0.6	0.5		
1990	1017	0.8	0.6	0.5		
1990	1018	0.8	0.6	0.5		
1990	1019	11.5	8.8	0		
1990	1020	11.5	8.8	0		
1990	1021	11.5	8.8	0		
1990	1022	11.5	8.8	0		
1990	1023	11.5	8.8	0		
1990	1024	11.5	8.8	0		
1990	1025	26.9	21.6	20.2		
1990	1026	26.9	21.6	20.2		
1990	1027	26.9	21.6	20.2		
1990	1028	26.9	21.6	20.2		
1990	1029	26.9	21.6	20.2		
1990	1030	26.9	21.6	20.2		
1990	1031	26.9	21.6	20.2		
1990	1101	26.9	21.6	20.2		
1990	1102	6.1	13.8	0.5		
1990	1103	6.1	13.8	0.5		
1990	1104	6.1	13.8	0.5		
1990	1105	6.1	13.8	0.5		
1990	1106	6.1	13.8	0.5		
1990	1107	6.1	13.8	0.5		
1990	1108	6.1	13.8	0.5		
1990	1109	14.7	5.9	1.7		
1990	1110	14.7	5.9	1.7		
1990	1111	14.7	5.9	1.7		
1990	1112	14.7	5.9	1.7		
1990	1113	14.7	5.9	1.7		
1990	1114	14.7	5.9	1.7		
1990	1115	2.9	2.5	1.7		
1990	1116	2.9	2.5	1.7		
1990	1117	2.9	2.5	1.7		
1990	1118	2.9	2.5	1.7		
1990	1119	2.9	2.5	1.7		
1990	1120	2.9	2.5	1.7		
1990	1121	2.9	2.5	1.7		
1990	1122	0.1	0.4	1.3		
1990	1123	0.1	0.4	1.3		
1990	1124	0.1	0.4	1.3		
1990	1125	0.1	0.4	1.3		
1990	1126	0.1	0.4	1.3		
1990	1127	0.1	0.4	1.3		
1990	1128	0.1	0.4	1.3		
1990	1129	0.1	0.4	1.3		
1990	1130	0.4	0.6	3.9		
1990	1201	0.4	0.6	3.9		
1990	1202	0.4	0.6	3.9		

File: VF90-93.XLS

Discharge mm/day		EGIL	KIM	ROLF	METTE	CECILIE
1990	1203	0.4	0.6	3.9		
1990	1204	0.4	0.6	3.9		
1990	1205	0.4	0.6	3.9		
1990	1206	0.4	0.6	3.9		
1990	1207	0.3	0.4	0.6		
1990	1208	0.3	0.4	0.6		
1990	1209	0.3	0.4	0.6		
1990	1210	0.3	0.4	0.6		
1990	1211	0.3	0.4	0.6		
1990	1212	0.3	0.4	0.6		
1990	1213	0.4	1.1	1.2		
1990	1214	0.4	1.1	1.2		
1990	1215	0.4	1.1	1.2		
1990	1216	0.4	1.1	1.2		
1990	1217	0.4	1.1	1.2		
1990	1218	0.4	1.1	1.2		
1990	1219	0.4	1.1	1.2		
1990	1220	11.2	3.9	12.5		
1990	1221	11.2	3.9	12.5		
1990	1222	11.2	3.9	12.5		
1990	1223	11.2	3.9	12.5		
1990	1224	11.2	3.9	12.5		
1990	1225	11.2	3.9	12.5		
1990	1226	11.2	3.9	12.5		
1990	1227	11.2	3.9	12.5		
1990	1228	11.2	3.9	12.5		
1990	1229	8.6	9.3	14.4		
1990	1230	8.6	9.3	14.4		
1990	1231	8.6	9.3	14.4		
1991	101	8.6	9.3	14.4		
1991	102	8.6	9.3	14.4		
1991	103	8.6	9.3	14.4		
1991	104	8.4	6.6	11.2		
1991	105	8.4	6.6	11.2		
1991	106	8.4	6.6	11.2		
1991	107	8.4	6.6	11.2		
1991	108	8.4	6.6	11.2		
1991	109	8.4	6.6	11.2		
1991	110	0.6	0.8	1.5		
1991	111	0.6	0.8	1.5		
1991	112	0.6	0.8	1.5		
1991	113	0.6	0.8	1.5		
1991	114	0.6	0.8	1.5		
1991	115	0.6	0.8	1.5		
1991	116	0.6	0.8	1.5		
1991	117	1.2	3.4	5		
1991	118	1.2	3.4	5		
1991	119	1.2	3.4	5		
1991	120	1.2	3.4	5		
1991	121	1.2	3.4	5		
1991	122	1.2	3.4	5		
1991	123	1.2	3.4	5		
1991	124	1.2	3.4	5		
1991	125	0.1	1.6	0.9		
1991	126	0.1	1.6	0.9		
1991	127	0.1	1.6	0.9		
1991	128	0.1	1.6	0.9		
1991	129	0.1	1.6	0.9		
1991	130	0.1	1.6	0.9		
1991	131	0.1	1.6	0.9		
1991	201	0.1	1.6	0.9		
1991	202	0	0.2	0		

File: VF90-93.XLS

Discharge mm/day		EGIL	KIM	ROLF	METTE	CECILIE
1991	203	0	0.2	0		
1991	204	0	0.2	0		
1991	205	0	0.2	0		
1991	206	0	0.2	0		
1991	207	0	0.2	0		
1991	208	0	0.1	0		
1991	209	0	0.1	0		
1991	210	0	0.1	0		
1991	211	0	0.1	0		
1991	212	0	0.1	0		
1991	213	0	0.1	0		
1991	214	0	0.1	0		
1991	215	0	0.1	0		
1991	216	0.1	0.1	0.9		
1991	217	0.1	0.1	0.9		
1991	218	0.1	0.1	0.9		
1991	219	0.1	0.1	0.9		
1991	220	0.1	0.1	0.9		
1991	221	0.1	0.1	0.9		
1991	222	8.1	6.2	9.9		
1991	223	8.1	6.2	9.9		
1991	224	8.1	6.2	9.9		
1991	225	8.1	6.2	9.9		
1991	226	8.1	6.2	9.9		
1991	227	8.1	6.2	9.9		
1991	228	8.1	6.2	9.9		
1991	301	8.1	6.2	9.9		
1991	302	0.1	0.3	0		
1991	303	0.1	0.3	0		
1991	304	0.1	0.3	0		
1991	305	0.1	0.3	0		
1991	306	0.1	0.3	0		
1991	307	0.1	0.3	0		
1991	308	0.1	0.3	0		
1991	309	1.4	3.3	4.9		
1991	310	1.4	3.3	4.9		
1991	311	1.4	3.3	4.9		
1991	312	1.4	3.3	4.9		
1991	313	1.4	3.3	4.9		
1991	314	1.4	3.3	4.9		
1991	315	7.6	6.7	10.6		
1991	316	7.6	6.7	10.6		
1991	317	7.6	6.7	10.6		
1991	318	7.6	6.7	10.6		
1991	319	7.6	6.7	10.6		
1991	320	7.6	6.7	10.6		
1991	321	7.6	6.7	10.6		
1991	322	7.6	6.7	10.6		
1991	323	0.8	2.6	2.4		
1991	324	0.8	2.6	2.4		
1991	325	0.8	2.6	2.4		
1991	326	0.8	2.6	2.4		
1991	327	0.8	2.6	2.4		
1991	328	0.7	2.3	0.7		
1991	329	0.7	2.3	0.7		
1991	330	0.7	2.3	0.7		
1991	331	0.7	2.3	0.7		
1991	401	0.7	2.3	0.7		
1991	402	0.7	2.3	0.7		
1991	403	0.7	2.3	0.7		
1991	404	5.2	1.2	3.7		
1991	405	5.2	1.2	3.7		

File: VF90-93.XLS

Discharge mm/day		EGIL	KIM	ROLF	METTE	CECILIE
1991	406	5.2	1.2	3.7		
1991	407	5.2	1.2	3.7		
1991	408	5.2	1.2	3.7		
1991	409	5.2	1.2	3.7		
1991	410	5.2	1.2	3.7		
1991	411	0.2	2.8	0.2		
1991	412	0.2	2.8	0.2		
1991	413	0.2	2.8	0.2		
1991	414	0.2	2.8	0.2		
1991	415	0.2	2.8	0.2		
1991	416	0.2	2.8	0.2		
1991	417	0.2	2.8	0.2		
1991	418	1.6	5	0.2		
1991	419	1.6	5	0.2		
1991	420	1.6	5	0.2		
1991	421	1.6	5	0.2		
1991	422	1.6	5	0.2		
1991	423	1.6	5	0.2		
1991	424	1.6	5	0.2		
1991	425	1.6	5	0.2		
1991	426	19.7	5.6	0.2		
1991	427	19.7	5.6	0.2		
1991	428	19.7	5.6	0.2		
1991	429	19.7	5.6	0.2		
1991	430	19.7	5.6	0.2		
1991	501	19.7	5.6	0.2		
1991	502	19.7	5.6	0.2		
1991	503	19.7	5.6	0.2		
1991	504	13.2	12.5	0		
1991	505	13.2	12.5	0		
1991	506	13.2	12.5	0		
1991	507	13.2	12.5	0		
1991	508	13.2	12.5	0		
1991	509	0.2	0.1	0		
1991	510	0.2	0.1	0		
1991	511	0.2	0.1	0		
1991	512	0.2	0.1	0		
1991	513	0.2	0.1	0		
1991	514	0.2	0.1	0		
1991	515	0.2	0.1	0		
1991	516	0	0	0		
1991	517	0	0	0		
1991	518	0	0	0		
1991	519	0	0	0		
1991	520	0	0	0		
1991	521	0	0	0		
1991	522	0	0	0		
1991	523	0	0	0		
1991	524	0	0	0		
1991	525	0	0	0		
1991	526	0	0	0		
1991	527	0	0	0		
1991	528	0	0	0		
1991	529	0	0	0		
1991	530	0	0	0		
1991	531	0.4	0.1	0		
1991	601	0.4	0.1	0		
1991	602	0.4	0.1	0		
1991	603	0.4	0.1	0		
1991	604	0.4	0.1	0		
1991	605	0.4	0.1	0		
1991	606	0.4	0.1	0		

File: VF90-93.XLS

Discharge mm/day		EGIL	KIM	ROLF	METTE	CECILIE
1991	607	0.4	0.1	0		
1991	608	8.8	7.5	5.8		
1991	609	8.8	7.5	5.8		
1991	610	8.8	7.5	5.8		
1991	611	8.8	7.5	5.8		
1991	612	8.8	7.5	5.8		
1991	613	8.8	7.5	5.8		
1991	614	1.7	2.5	1.1		
1991	615	1.7	2.5	1.1		
1991	616	1.7	2.5	1.1		
1991	617	1.7	2.5	1.1		
1991	618	1.7	2.5	1.1		
1991	619	1.7	2.5	1.1		
1991	620	1.7	2.5	1.1		
1991	621	1.7	2.5	1.1		
1991	622	4.2	2.6	2.1		
1991	623	4.2	2.6	2.1		
1991	624	4.2	2.6	2.1		
1991	625	4.2	2.6	2.1		
1991	626	4.2	2.6	2.1		
1991	627	1.8	1.4	2.2		
1991	628	1.8	1.4	2.2		
1991	629	1.8	1.4	2.2		
1991	630	1.8	1.4	2.2		
1991	701	1.8	1.4	2.2		
1991	702	1.8	1.4	2.2		
1991	703	1.8	1.4	2.2		
1991	704	1.8	1.4	2.2		
1991	705	0.1	0	0		
1991	706	0.1	0	0		
1991	707	0.1	0	0		
1991	708	0.1	0	0		
1991	709	0.1	0	0		
1991	710	0.1	0	0		
1991	711	0.1	0	0		
1991	712	3.8	1.5	2.2		
1991	713	3.8	1.5	2.2		
1991	714	3.8	1.5	2.2		
1991	715	3.8	1.5	2.2		
1991	716	3.8	1.5	2.2		
1991	717	3.8	1.5	2.2		
1991	718	3.8	1.5	2.2		
1991	719	3.8	1.5	2.2		
1991	720	0.1	0.2	0		
1991	721	0.1	0.2	0		
1991	722	0.1	0.2	0		
1991	723	0.1	0.2	0		
1991	724	0.1	0.2	0		
1991	725	0.1	0.2	0		
1991	726	0	0	0		
1991	727	0	0	0		
1991	728	0	0	0		
1991	729	0	0	0		
1991	730	0	0	0		
1991	731	0	0	0		
1991	801	0	0	0		
1991	802	0	0.1	0.2		
1991	803	0	0.1	0.2		
1991	804	0	0.1	0.2		
1991	805	0	0.1	0.2		
1991	806	0	0.1	0.2		
1991	807	0	0.1	0.2		

Discharge mm/day		EGIL	KIM	ROLF	METTE	CECILIE
1991	808	0	0.1	0.2		
1991	809	0	0.1	0		
1991	810	0	0.1	0		
1991	811	0	0.1	0		
1991	812	0	0.1	0		
1991	813	0	0.1	0		
1991	814	0	0.1	0		
1991	815	0	0.1	0		
1991	816	0	0	0		
1991	817	0	0	0		
1991	818	0	0	0		
1991	819	0	0	0		
1991	820	0	0	0		
1991	821	0	0	0		
1991	822	0	0	0		
1991	823	1.3	0.3	0.2		
1991	824	1.3	0.3	0.2		
1991	825	1.3	0.3	0.2		
1991	826	1.3	0.3	0.2		
1991	827	1.3	0.3	0.2		
1991	828	1.3	0.3	0.2		
1991	829	1.3	0.3	0.2		
1991	830	0	0	0		
1991	831	0	0	0		
1991	901	0	0	0		
1991	902	0	0	0		
1991	903	0	0	0		
1991	904	0	0	0		
1991	905	0	0	0		
1991	906	0	0	0		
1991	907	0	0	0		
1991	908	0	0	0		
1991	909	0	0	0		
1991	910	0	0	0		
1991	911	0	0	0		
1991	912	0	0	0		
1991	913	0	0	0		
1991	914	5.8	2.9	2.6		
1991	915	5.8	2.9	2.6		
1991	916	5.8	2.9	2.6		
1991	917	5.8	2.9	2.6		
1991	918	5.8	2.9	2.6		
1991	919	5.8	2.9	2.6		
1991	920	6.9	5	5.4		
1991	921	6.9	5	5.4		
1991	922	6.9	5	5.4		
1991	923	6.9	5	5.4		
1991	924	6.9	5	5.4		
1991	925	6.9	5	5.4		
1991	926	6.9	5	5.4		
1991	927	10.5	9	9.1		
1991	928	10.5	9	9.1		
1991	929	10.5	9	9.1		
1991	930	10.5	9	9.1		
1991	1001	10.5	9	9.1		
1991	1002	10.5	9	9.1		
1991	1003	10.5	9	9.1		
1991	1004	10.5	9	9.1		
1991	1005	1.8	1.4	1.4		
1991	1006	1.8	1.4	1.4		
1991	1007	1.8	1.4	1.4		
1991	1008	1.8	1.4	1.4		

File: VF90-93.XLS

Discharge mm/day		EGIL	KIM	ROLF	METTE	CECILIE
1991	1009	1.8	1.4	1.4		
1991	1010	1.8	1.4	1.4		
1991	1011	7.5	5.9	5.9		
1991	1012	7.5	5.9	5.9		
1991	1013	7.5	5.9	5.9		
1991	1014	7.5	5.9	5.9		
1991	1015	7.5	5.9	5.9		
1991	1016	7.5	5.9	5.9		
1991	1017	7.5	5.9	5.9		
1991	1018	1.2	7.1	1		
1991	1019	1.2	7.1	1		
1991	1020	1.2	7.1	1		
1991	1021	1.2	7.1	1		
1991	1022	1.2	7.1	1		
1991	1023	1.2	7.1	1		
1991	1024	1.2	7.1	1		
1991	1025	1.7	7.8	1.5		
1991	1026	1.7	7.8	1.5		
1991	1027	1.7	7.8	1.5		
1991	1028	1.7	7.8	1.5		
1991	1029	1.7	7.8	1.5		
1991	1030	1.7	7.8	1.5		
1991	1031	1.7	7.8	1.5		
1991	1101	1.7	7.8	1.5		
1991	1102	15.6	12.9	14.4		
1991	1103	15.6	12.9	14.4		
1991	1104	15.6	12.9	14.4		
1991	1105	15.6	12.9	14.4		
1991	1106	15.6	12.9	14.4		
1991	1107	15.6	12.9	14.4		
1991	1108	15.6	12.9	14.4		
1991	1109	15.6	12.9	14.4		
1991	1110	15.6	12.9	14.4		
1991	1111	15.6	12.9	14.4		
1991	1112	15.6	12.9	14.4		
1991	1113	15.6	12.9	14.4		
1991	1114	0.8	2.5	1.2		
1991	1115	0.8	2.5	1.2		
1991	1116	0.8	2.5	1.2		
1991	1117	0.8	2.5	1.2		
1991	1118	0.8	2.5	1.2		
1991	1119	0.8	2.5	1.2		
1991	1120	0.8	2.5	1.2		
1991	1121	0.8	2.5	1.2		
1991	1122	0.8	2.5	1.2		
1991	1123	3.4	3.5	3.5		
1991	1124	3.4	3.5	3.5		
1991	1125	3.4	3.5	3.5		
1991	1126	3.4	3.5	3.5		
1991	1127	3.4	3.5	3.5		
1991	1128	3.4	3.5	3.5		
1991	1129	3.4	3.5	3.5		
1991	1130	0.9	0.4	0.7		
1991	1201	0.9	0.4	0.7		
1991	1202	0.9	0.4	0.7		
1991	1203	0.9	0.4	0.7		
1991	1204	0.9	0.4	0.7		
1991	1205	0.9	0.4	0.7		
1991	1206	0	0.1	0.3		
1991	1207	0	0.1	0.3		
1991	1208	0	0.1	0.3		
1991	1209	0	0.1	0.3		

File: VF90-93.XLS

Discharge mm/day		EGIL	KIM	ROLF	METTE	CECILIE
1991	1210	0	0.1	0.3		
1991	1211	0	0.1	0.3		
1991	1212	4.3	3.1	4.2		
1991	1213	4.3	3.1	4.2		
1991	1214	4.3	3.1	4.2		
1991	1215	4.3	3.1	4.2		
1991	1216	4.3	3.1	4.2		
1991	1217	4.3	3.1	4.2		
1991	1218	4.3	3.1	4.2		
1991	1219	4.3	3.1	4.2		
1991	1220	4.3	3.1	4.2		
1991	1221	4.3	3.1	4.2		
1991	1222	0.4	0.4	1.7		
1991	1223	0.4	0.4	1.7		
1991	1224	0.4	0.4	1.7		
1991	1225	0.4	0.4	1.7		
1991	1226	0.4	0.4	1.7		
1991	1227	0.4	0.4	1.7		
1991	1228	0.4	0.4	1.7		
1991	1229	3.3	3.6	2.6		
1991	1230	3.3	3.6	2.6		
1991	1231	3.3	3.6	2.6		
1992	101	3.3	3.6	2.6		
1992	102	3.3	3.6	2.6		
1992	103	3.3	3.6	2.6		
1992	104	1.8	0.6	2.2		
1992	105	1.8	0.6	2.2		
1992	106	1.8	0.6	2.2		
1992	107	1.8	0.6	2.2		
1992	108	1.8	0.6	2.2		
1992	109	1.8	0.6	2.2		
1992	110	1.8	0.6	2.2		
1992	111	1.8	0.6	2.2		
1992	112	0.2	1.9	0		
1992	113	0.2	1.9	0		
1992	114	0.2	1.9	0		
1992	115	0.2	1.9	0		
1992	116	0.2	1.9	0		
1992	117	0.1	0.3	0		
1992	118	0.1	0.3	0		
1992	119	0.1	0.3	0		
1992	120	0.1	0.3	0		
1992	121	0.1	0.3	0		
1992	122	0.1	0.3	0		
1992	123	0.1	0.3	0		
1992	124	0.1	0.3	0		
1992	125	0.1	0.1	0.3		
1992	126	0.1	0.1	0.3		
1992	127	0.1	0.1	0.3		
1992	128	0.1	0.1	0.3		
1992	129	0.1	0.1	0.3		
1992	130	0.1	0.1	0.3		
1992	131	0.7	0.6	0.4		
1992	201	0.7	0.6	0.4		
1992	202	0.7	0.6	0.4		
1992	203	0.7	0.6	0.4		
1992	204	0.7	0.6	0.4		
1992	205	0.7	0.6	0.4		
1992	206	0.7	0.6	0.4		
1992	207	0.7	0.6	0.4		
1992	208	4.8	3.8	3.5		
1992	209	4.8	3.8	3.5		

File: VF90-93.XLS

Discharge mm/day		EGIL	KIM	ROLF	METTE	CECILIE
1992	210	4.8	3.8	3.5		
1992	211	4.8	3.8	3.5		
1992	212	4.8	3.8	3.5		
1992	213	4.8	3.8	3.5		
1992	214	0.4	0.8	0.6		
1992	215	0.4	0.8	0.6		
1992	216	0.4	0.8	0.6		
1992	217	0.4	0.8	0.6		
1992	218	0.4	0.8	0.6		
1992	219	0.4	0.8	0.6		
1992	220	0.6	0.6	1.7		
1992	221	0.6	0.6	1.7		
1992	222	0.6	0.6	1.7		
1992	223	0.6	0.6	1.7		
1992	224	0.6	0.6	1.7		
1992	225	0.6	0.6	1.7		
1992	226	0.6	0.6	1.7		
1992	227	0.6	0.6	1.7		
1992	228	1.2	0.9	0.7		
1992	229	1.2	0.9	0.7		
1992	301	1.2	0.9	0.7		
1992	302	1.2	0.9	0.7		
1992	303	1.2	0.9	0.7		
1992	304	1.2	0.9	0.7		
1992	305	1.2	0.9	0.7		
1992	306	1.2	0.9	0.7		
1992	307	6.1	5.4	6.2		
1992	308	6.1	5.4	6.2		
1992	309	6.1	5.4	6.2		
1992	310	6.1	5.4	6.2		
1992	311	6.1	5.4	6.2		
1992	312	6.1	5.4	6.2		
1992	313	6.1	5.4	6.2		
1992	314	4.2	2.1	3.5		
1992	315	4.2	2.1	3.5		
1992	316	4.2	2.1	3.5		
1992	317	4.2	2.1	3.5		
1992	318	4.2	2.1	3.5		
1992	319	4.2	2.1	3.5		
1992	320	4.2	2.1	3.5		
1992	321	6.7	5.8	7.8		
1992	322	6.7	5.8	7.8		
1992	323	6.7	5.8	7.8		
1992	324	6.7	5.8	7.8		
1992	325	6.7	5.8	7.8		
1992	326	6.7	5.8	7.8		
1992	327	1	1	0.9		
1992	328	1	1	0.9		
1992	329	1	1	0.9		
1992	330	1	1	0.9		
1992	331	1	1	0.9		
1992	401	1	1	0.9		
1992	402	0	0.1	0.7		
1992	403	0	0.1	0.7		
1992	404	0	0.1	0.7		
1992	405	0	0.1	0.7		
1992	406	0	0.1	0.7		
1992	407	0	0.1	0.7		
1992	408	0	0.1	0.7		
1992	409	0	0.1	0.7		
1992	410	0.6	0.3	0.6		
1992	411	0.6	0.3	0.6		

File: VF90-93.XLS

Discharge mm/day		EGIL	KIM	ROLF	METTE	CECILIE
1992	412	0.6	0.3	0.6		
1992	413	0.6	0.3	0.6		
1992	414	0.6	0.3	0.6		
1992	415	0.6	0.3	0.6		
1992	416	0.8	0.4	2.5		
1992	417	0.8	0.4	2.5		
1992	418	0.8	0.4	2.5		
1992	419	0.8	0.4	2.5		
1992	420	0.8	0.4	2.5		
1992	421	0.8	0.4	2.5		
1992	422	0.8	0.4	2.5		
1992	423	0.8	0.4	2.5		
1992	424	0.8	0.4	2.5		
1992	425	7.5	6.6	5.5		
1992	426	7.5	6.6	5.5		
1992	427	7.5	6.6	5.5		
1992	428	7.5	6.6	5.5		
1992	429	7.5	6.6	5.5		
1992	430	7.5	6.6	5.5		
1992	501	9.2	20.4	7.5		
1992	502	9.2	20.4	7.5		
1992	503	9.2	20.4	7.5		
1992	504	9.2	20.4	7.5		
1992	505	9.2	20.4	7.5		
1992	506	9.2	20.4	7.5		
1992	507	2.8	1	2		
1992	508	2.8	1	2		
1992	509	2.8	1	2		
1992	510	2.8	1	2		
1992	511	2.8	1	2		
1992	512	2.8	1	2		
1992	513	0.4	2	0.6		
1992	514	0.4	2	0.6		
1992	515	0.4	2	0.6		
1992	516	0.4	2	0.6		
1992	517	0.4	2	0.6		
1992	518	0.4	2	0.6		
1992	519	0	0	0		
1992	520	0	0	0		
1992	521	0	0	0		
1992	522	0	0	0		
1992	523	0	0	0		
1992	524	0	0	0		
1992	525	0	0	0		
1992	526	0	0	0		
1992	527	0	0	0		
1992	528	0	0	0		
1992	529	0	0	0		
1992	530	0	0	0		
1992	531	0	0	0		
1992	601	0	0	0		
1992	602	0	0	0		
1992	603	0	0	0		
1992	604	0	0	0		
1992	605	0	0	0		
1992	606	0	0	0		
1992	607	0	0	0		
1992	608	0	0	0		
1992	609	0	0	0		
1992	610	0	0	0		
1992	611	0	0	0		
1992	612	1.3	0.5	0		

File: VF90-93.XLS

Discharge mm/day		EGIL	KIM	ROLF	METTE	CECILIE
1992	613	1.3	0.5	0		
1992	614	1.3	0.5	0		
1992	615	1.3	0.5	0		
1992	616	1.3	0.5	0		
1992	617	1.3	0.5	0		
1992	618	1.3	0.5	0		
1992	619	0	0.1	0		
1992	620	0	0.1	0		
1992	621	0	0.1	0		
1992	622	0	0.1	0		
1992	623	0	0.1	0		
1992	624	0	0.1	0		
1992	625	0	0.1	0		
1992	626	0	0	0		
1992	627	0	0	0		
1992	628	0	0	0		
1992	629	0	0	0		
1992	630	0	0	0		
1992	701	0	0	0		
1992	702	0	0	0		
1992	703	0	0	0		
1992	704	0	0	0		
1992	705	0	0	0		
1992	706	0	0	0		
1992	707	0	0	0		
1992	708	0	0	0		
1992	709	0	0	0		
1992	710	0.1	0.4	0		
1992	711	0.1	0.4	0		
1992	712	0.1	0.4	0		
1992	713	0.1	0.4	0		
1992	714	0.1	0.4	0		
1992	715	0.1	0.4	0		
1992	716	0.1	0.4	0		
1992	717	16.1	1.3	4.5		
1992	718	5.4	3.9	4.5		
1992	719	5.4	3.9	4.5		
1992	720	5.4	3.9	4.5		
1992	721	5.4	3.9	4.5		
1992	722	5.4	3.9	4.5		
1992	723	5.4	3.9	4.5		
1992	724	1.5	1.2	1.1		
1992	725	1.5	1.2	1.1		
1992	726	1.5	1.2	1.1		
1992	727	1.5	1.2	1.1		
1992	728	1.5	1.2	1.1		
1992	729	1.5	1.2	1.1		
1992	730	1.5	1.2	1.1		
1992	731	1.5	1.2	1.1		
1992	801	3.1	0.4	1.7		
1992	802	3.1	0.4	1.7		
1992	803	3.1	0.4	1.7		
1992	804	3.1	0.4	1.7		
1992	805	3.1	0.4	1.7		
1992	806	3.1	0.4	1.7		
1992	807	2.1	1.4	2.3		
1992	808	2.1	1.4	2.3		
1992	809	2.1	1.4	2.3		
1992	810	2.1	1.4	2.3		
1992	811	2.1	1.4	2.3		
1992	812	2.1	1.4	2.3		
1992	813	5.9	4.9	5		

Discharge mm/day		EGIL	KIM	ROLF	METTE	CECILIE
1992	814	5.9	4.9	5		
1992	815	5.9	4.9	5		
1992	816	5.9	4.9	5		
1992	817	5.9	4.9	5		
1992	818	5.9	4.9	5		
1992	819	5.9	4.9	5		
1992	820	5.9	4.9	5		
1992	821	5.9	4.9	5		
1992	822	11.6	9.8	8.9		
1992	823	11.6	9.8	8.9		
1992	824	11.6	9.8	8.9		
1992	825	11.6	9.8	8.9		
1992	826	11.6	9.8	8.9		
1992	827	11.6	9.8	8.9		
1992	828	11.6	9.8	8.9		
1992	829	4.1	3.2	4.8		
1992	830	4.1	3.2	4.8		
1992	831	4.1	3.2	4.8		
1992	901	4.1	3.2	4.8		
1992	902	4.1	3.2	2.4		
1992	903	4.1	3.2	2.4		
1992	904	4.1	3.2	2.4		
1992	905	4.1	3.2	2.4		
1992	906	4.1	3.2	2.4		
1992	907	4.1	3.2	2.4		
1992	908	4.1	3.2	2.4		
1992	909	4.1	3.2	2.4		
1992	910	5.1	4.8	4.3		
1992	911	5.1	4.8	4.3		
1992	912	5.1	4.8	4.3		
1992	913	5.1	4.8	4.3		
1992	914	5.1	4.8	4.3		
1992	915	5.1	4.8	4.3		
1992	916	5.1	4.8	4.3		
1992	917	5.1	4.8	4.3		
1992	918	2.1	1.8	1.2		
1992	919	2.1	1.8	1.2		
1992	920	2.1	1.8	1.2		
1992	921	2.1	1.8	1.2		
1992	922	2.1	1.8	1.2		
1992	923	2.1	1.8	1.2		
1992	924	2.1	1.8	1.2		
1992	925	0.4	0.1	0.7		
1992	926	0.4	0.1	0.7		
1992	927	0.4	0.1	0.7		
1992	928	0.4	0.1	0.7		
1992	929	0.4	0.1	0.7		
1992	930	0.4	0.1	0.7		
1992	1001	0.4	0.1	0.7		
1992	1002	0.1	0	0		
1992	1003	0.1	0	0		
1992	1004	0.1	0	0		
1992	1005	0.1	0	0		
1992	1006	0.1	0	0		
1992	1007	0.1	0	0		
1992	1008	0	0	0		
1992	1009	0	0	0		
1992	1010	0	0	0		
1992	1011	0	0	0		
1992	1012	0	0	0		
1992	1013	0	0	0		
1992	1014	0	0	0		

Discharge mm/day		EGIL	KIM	ROLF	METTE	CECILIE
1992	1015	2.6	2.5	2.9		
1992	1016	2.6	2.5	2.9		
1992	1017	2.6	2.5	2.9		
1992	1018	2.6	2.5	2.9		
1992	1019	2.6	2.5	2.9		
1992	1020	2.6	2.5	2.9		
1992	1021	2.6	2.5	2.9		
1992	1022	2.6	2.5	2.9		
1992	1023	2.6	2.5	2.9		
1992	1024	3.4	3.2	3.9		
1992	1025	3.4	3.2	3.9		
1992	1026	3.4	3.2	3.9		
1992	1027	3.4	3.2	3.9		
1992	1028	3.4	3.2	3.9		
1992	1029	3.4	3.2	3.9		
1992	1030	3.4	3.2	3.9		
1992	1031	8.9	8.7	10.1		
1992	1101	8.9	8.7	10.1		
1992	1102	8.9	8.7	10.1		
1992	1103	8.9	8.7	10.1		
1992	1104	8.9	8.7	10.1		
1992	1105	8.9	8.7	10.1		
1992	1106	8.9	8.7	10.1		
1992	1107	8.9	8.7	10.1		
1992	1108	8.9	8.7	10.1		
1992	1109	8.9	8.7	10.1		
1992	1110	8.9	8.7	10.1		
1992	1111	8.9	8.7	10.1		
1992	1112	8.9	8.7	10.1		
1992	1113	8.9	8.7	10.1		
1992	1114	2.2	2	3		
1992	1115	2.2	2	3		
1992	1116	2.2	2	3		
1992	1117	2.2	2	3		
1992	1118	2.2	2	3		
1992	1119	2.2	2	3		
1992	1120	2.2	2	3		
1992	1121	6.1	5.9	12.3		
1992	1122	6.1	5.9	12.3		
1992	1123	6.1	5.9	12.3		
1992	1124	6.1	5.9	12.3		
1992	1125	6.1	5.9	12.3		
1992	1126	6.1	5.9	12.3		
1992	1127	6.1	5.9	12.3		
1992	1128	24.9	23	24.7		
1992	1129	24.9	23	24.7		
1992	1130	24.9	23	24.7		
1992	1201	24.9	23	24.7		
1992	1202	24.9	23	24.7		
1992	1203	24.9	23	24.7		
1992	1204	24.9	23	24.7		
1992	1205	0.5	0.8	3		
1992	1206	0.5	0.8	3		
1992	1207	0.5	0.8	3		
1992	1208	0.5	0.8	3		
1992	1209	0.5	0.8	3		
1992	1210	0.5	0.8	3		
1992	1211	0.5	0.8	3		
1992	1212	2.4	2.3	2.7		
1992	1213	2.4	2.3	2.7		
1992	1214	2.4	2.3	2.7		
1992	1215	2.4	2.3	2.7		

Discharge mm/day		EGIL	KIM	ROLF	METTE	CECILIE
1992	1216	2.4	2.3	2.7		
1992	1217	2.4	2.3	2.7		
1992	1218	2.4	2.3	2.7		
1992	1219	2	0.4	1.7		
1992	1220	2	0.4	1.7		
1992	1221	2	0.4	1.7		
1992	1222	2	0.4	1.7		
1992	1223	2	0.4	1.7		
1992	1224	2	0.4	1.7		
1992	1225	2	0.4	1.7		
1992	1226	2	0.4	1.7		
1992	1227	2	0.4	1.7		
1992	1228	2	0.4	1.7		
1992	1229	2	0.4	1.7		
1992	1230	2	0.4	1.7		
1992	1231	2	0.4	1.7		
1993	101	0.4	0.1	0		
1993	102	0.4	0.1	0		
1993	103	0.4	0.1	0		
1993	104	0.4	0.1	0		
1993	105	0.4	0.1	0		
1993	106	0.4	0.1	0		
1993	107	0.4	0.1	0		
1993	108	0.7	0.6	8.4		
1993	109	0.7	0.6	8.4		
1993	110	0.7	0.6	8.4		
1993	111	0.7	0.6	8.4		
1993	112	0.7	0.6	8.4		
1993	113	0.7	0.6	8.4		
1993	114	0.7	0.6	8.4		
1993	115	0.6	0.5	9.2		
1993	116	0.6	0.5	9.2		
1993	117	0.6	0.5	9.2		
1993	118	0.6	0.5	9.2		
1993	119	0.6	0.5	9.2		
1993	120	0.6	0.5	9.2		
1993	121	4.1	3.9	4.4		
1993	122	4.1	3.9	4.4		
1993	123	4.1	3.9	4.4		
1993	124	4.1	3.9	4.4		
1993	125	4.1	3.9	4.4		
1993	126	4.1	3.9	4.4		
1993	127	4.1	3.9	4.4		
1993	128	4.1	3.9	4.4		
1993	129	4.1	3.9	4.4		
1993	130	0	0.1	0		
1993	131	0	0.1	0		
1993	201	0	0.1	0		
1993	202	0	0.1	0		
1993	203	0	0.1	0		
1993	204	0	0.1	0		
1993	205	0	0.1	0		
1993	206	0.1	0.4	0.3		
1993	207	0.1	0.4	0.3		
1993	208	0.1	0.4	0.3		
1993	209	0.1	0.4	0.3		
1993	210	0.1	0.4	0.3		
1993	211	0.1	0.4	0.3		
1993	212	0.6	0.5	0.9		
1993	213	0.6	0.5	0.9		
1993	214	0.6	0.5	0.9		
1993	215	0.6	0.5	0.9		

Discharge mm/day		EGIL	KIM	ROLF	METTE	CECILIE
1993	216	0.6	0.5	0.9		
1993	217	0.6	0.5	0.9		
1993	218	0.2	0.3	0		
1993	219	0.2	0.3	0		
1993	220	0.2	0.3	0		
1993	221	0.2	0.3	0		
1993	222	0.2	0.3	0		
1993	223	0.2	0.3	0		
1993	224	0.2	0.3	0		
1993	225	0.2	0.2	1.6		
1993	226	0.2	0.2	1.6		
1993	227	0.2	0.2	1.6		
1993	228	0.2	0.2	1.6		
1993	301	0.2	0.2	1.6		
1993	302	0.2	0.2	1.6		
1993	303	0.2	0.2	1.6		
1993	304	0.2	0.2	1.6		
1993	305	0.2	0.2	1.6		
1993	306	0.2	0.2	1.6		
1993	307	0.2	0.2	1.6		
1993	308	0.2	0.2	1.6		
1993	309	0.2	0.2	1.6		
1993	310	0.2	0.2	1.6		
1993	311	0.2	0.2	1.6		
1993	312	0.2	0.2	1.6		
1993	313	0.2	0.2	1.6		
1993	314	0.2	0.2	1.6		
1993	315	0.2	0.2	1.6		
1993	316	0.2	0.2	1.6		
1993	317	0.2	0.2	1.6		
1993	318	0.2	0.2	1.6		
1993	319	0.2	0.2	1.6		
1993	320	0.1	0.4	2.5		
1993	321	0.1	0.4	2.5		
1993	322	0.1	0.4	2.5		
1993	323	0.1	0.4	2.5		
1993	324	0.1	0.4	2.5		
1993	325	0.1	0.4	2.5		
1993	326	0.1	0.4	2.5		
1993	327	0	0.2	0.2		
1993	328	0	0.2	0.2		
1993	329	0	0.2	0.2		
1993	330	0	0.2	0.2		
1993	331	0	0.2	0.2		
1993	401	0	0.2	0.2		
1993	402	0	0.2	0.2		
1993	403	0.2	2.6	6.9		
1993	404	0.2	2.6	6.9		
1993	405	0.2	2.6	6.9		
1993	406	0.2	2.6	6.9		
1993	407	0.2	2.6	6.9		
1993	408	0.1	0.2	0.9		
1993	409	0.1	0.2	0.9		
1993	410	0.1	0.2	0.9		
1993	411	0.1	0.2	0.9		
1993	412	0.1	0.2	0.9		
1993	413	0.1	0.2	0.9		
1993	414	0.1	0.2	0.9		
1993	415	0.1	0.2	0.9		
1993	416	0.1	0.2	0.9		
1993	417	3	1.9	1		
1993	418	3	1.9	1		

File: VF90-93.XLS

Discharge mm/day		EGIL	KIM	ROLF	METTE	CECILIE
1993	419	3	1.9	1		
1993	420	3	1.9	1		
1993	421	3	1.9	1		
1993	422	3	1.9	1		
1993	423	3	1.9	1		
1993	424	0.4	7.8	0.5		
1993	425	0.4	7.8	0.5		
1993	426	0.4	7.8	0.5		
1993	427	0.4	7.8	0.5		
1993	428	0.4	7.8	0.5		
1993	429	0.4	7.8	0.5		
1993	430	0.4	7.8	0.5		
1993	501	14	14	0		
1993	502	14	14	0		
1993	503	14	14	0		
1993	504	14	14	0		
1993	505	14	14	0		
1993	506	14	14	0		
1993	507	10.2	0.5	0		
1993	508	10.2	0.5	0		
1993	509	10.2	0.5	0		
1993	510	10.2	0.5	0		
1993	511	10.2	0.5	0		
1993	512	10.2	0.5	0		
1993	513	10.2	0.5	0		
1993	514	10.2	0.5	0		
1993	515	0	0	0		
1993	516	0	0	0		
1993	517	0	0	0		
1993	518	0	0	0		
1993	519	0	0	0		
1993	520	0.1	0	0		
1993	521	0.1	0	0		
1993	522	0.1	0	0		
1993	523	0.1	0	0		
1993	524	0.1	0	0		
1993	525	0.1	0	0		
1993	526	0.1	0	0		
1993	527	0.1	0	0		
1993	528	0.1	0	0		
1993	529	0.3	0	1.2		
1993	530	0.3	0	1.2		
1993	531	0.3	0	1.2		
1993	601	0.3	0	1.2		
1993	602	0.3	0	1.2		
1993	603	0.3	0	1.2		
1993	604	0	0	0		
1993	605	0	0	0		
1993	606	0	0	0		
1993	607	0	0	0		
1993	608	0	0	0		
1993	609	0	0	0		
1993	610	0	0	0		
1993	611	0	0	0		
1993	612	0	0	0		
1993	613	0	0	0		
1993	614	0	0	0		
1993	615	0	0	0		
1993	616	0	0	0		
1993	617	0	0	0		
1993	618	0.1	0	1.1		
1993	619	0.1	0	1.1		

Discharge mm/day		EGIL	KIM	ROLF	METTE	CECILIE
1993	620	0.1	0	1.1		
1993	621	0.1	0	1.1		
1993	622	0.1	0	1.1		
1993	623	0.1	0	1.1		
1993	624	0.1	0	1.1		
1993	625	0.4	0	1.2	1.2	1
1993	626	0.4	0	1.2	1.2	1
1993	627	0.4	0	1.2	1.2	1
1993	628	0.4	0	1.2	1.2	1
1993	629	0.4	0	1.2	1.2	1
1993	630	0.4	0	1.2	1.2	1
1993	701	0.4	0	1.2	1.2	1
1993	702	0.4	0	1.2	1.2	1
1993	703	1.1	0	1.5	1.4	1.3
1993	704	1.1	0	1.5	1.4	1.3
1993	705	1.1	0	1.5	1.4	1.3
1993	706	1.1	0	1.5	1.4	1.3
1993	707	1.1	0	1.5	1.4	1.3
1993	708	1.1	0	1.5	1.4	1.3
1993	709	1.1	0	1.5	1.4	1.3
1993	710	2.7	1	5.5	5.4	5.1
1993	711	2.7	1	5.5	5.4	5.1
1993	712	2.7	1	5.5	5.4	5.1
1993	713	2.7	1	5.5	5.4	5.1
1993	714	2.7	1	5.5	5.4	5.1
1993	715	0.4	0.1	0.8	0.7	0.6
1993	716	0.4	0.1	0.8	0.7	0.6
1993	717	0.4	0.1	0.8	0.7	0.6
1993	718	0.4	0.1	0.8	0.7	0.6
1993	719	0.4	0.1	0.8	0.7	0.6
1993	720	0.4	0.1	0.8	0.7	0.6
1993	721	0.4	0.1	0.8	0.7	0.6
1993	722	0.4	0.1	0.8	0.7	0.6
1993	723	0.4	0.1	0.8	0.7	0.6
1993	724	0	0	0	0	0
1993	725	0	0	0	0	0
1993	726	0	0	0	0	0
1993	727	0	0	0	0	0
1993	728	3.3	0.8	4.7	4.6	4.5
1993	729	3.3	0.8	4.7	4.6	4.5
1993	730	3.3	0.8	4.7	4.6	4.5
1993	731	3.3	0.8	4.7	4.6	4.5
1993	801	3.3	0.8	4.7	4.6	4.5
1993	802	3.3	0.8	4.7	4.6	4.5
1993	803	3.3	0.8	4.7	4.6	4.5
1993	804	3.3	0.8	4.7	4.6	4.5
1993	805	3.3	0.8	4.7	4.6	4.5
1993	806	3.3	0.8	4.7	4.6	4.5
1993	807	5	2.4	3.9	3.9	3.7
1993	808	5	2.4	3.9	3.9	3.7
1993	809	5	2.4	3.9	3.9	3.7
1993	810	5	2.4	3.9	3.9	3.7
1993	811	5	2.4	3.9	3.9	3.7
1993	812	5	2.4	3.9	3.9	3.7
1993	813	5	2.4	3.9	3.9	3.7
1993	814	0.4	0.8	0.7	0.6	0.5
1993	815	0.4	0.8	0.7	0.6	0.5
1993	816	0.4	0.8	0.7	0.6	0.5
1993	817	0.4	0.8	0.7	0.6	0.5
1993	818	0.4	0.8	0.7	0.6	0.5
1993	819	0.4	0.8	0.7	0.6	0.5
1993	820	0.4	0.8	0.7	0.6	0.5

File: VF90-93.XLS

Discharge mm/day		EGIL	KIM	ROLF	METTE	CECILIE
1993	821	0	0	0.6	0.6	0.4
1993	822	0	0	0.6	0.6	0.4
1993	823	0	0	0.6	0.6	0.4
1993	824	0	0	0.6	0.6	0.4
1993	825	0	0	0.6	0.6	0.4
1993	826	0	0	0.6	0.6	0.4
1993	827	0	0	0.6	0.6	0.4
1993	828	0	0	0	0	0
1993	829	0	0	0	0	0
1993	830	0	0	0	0	0
1993	831	0	0	0	0	0
1993	901	0	0	0	0	0
1993	902	0	0	0	0	0
1993	903	0	0	0	0	0
1993	904	0	0	0	0	0
1993	905	0	0	0	0	0
1993	906	0	0	0	0	0
1993	907	0	0	0	0	0
1993	908	0	0	0	0	0
1993	909	0	0	0	0	0
1993	910	4.1	1.5	6.3	6.2	6.1
1993	911	4.1	1.5	6.3	6.2	6.1
1993	912	4.1	1.5	6.3	6.2	6.1
1993	913	4.1	1.5	6.3	6.2	6.1
1993	914	4.1	1.5	6.3	6.2	6.1
1993	915	4.1	1.5	6.3	6.2	6.1
1993	916	4.1	1.5	6.3	6.2	6.1
1993	917	0.6	1.2	1.1	1	0.9
1993	918	0.6	1.2	1.1	1	0.9
1993	919	0.6	1.2	1.1	1	0.9
1993	920	0.6	1.2	1.1	1	0.9
1993	921	0.6	1.2	1.1	1	0.9
1993	922	0.6	1.2	1.1	1	0.9
1993	923	0.6	1.2	1.1	1	0.9
1993	924	4	3.8	13.1	6.3	6.1
1993	925	4	3.8	13.1	6.3	6.1
1993	926	4	3.8	13.1	6.3	6.1
1993	927	4	3.8	13.1	6.3	6.1
1993	928	4	3.8	13.1	6.3	6.1
1993	929	4	3.8	13.1	6.3	6.1
1993	930	4	3.8	13.1	6.3	6.1
1993	1001	2.7	6.3	7.4	9	8.9
1993	1002	2.7	6.3	7.4	9	8.9
1993	1003	2.7	6.3	7.4	9	8.9
1993	1004	2.7	6.3	7.4	9	8.9
1993	1005	2.7	6.3	7.4	9	8.9
1993	1006	2.7	6.3	7.4	9	8.9
1993	1007	2.7	6.3	7.4	9	8.9
1993	1008	7.3	5.5	5.7	6.2	6
1993	1009	7.3	5.5	5.7	6.2	6
1993	1010	7.3	5.5	5.7	6.2	6
1993	1011	7.3	5.5	5.7	6.2	6
1993	1012	7.3	5.5	5.7	6.2	6
1993	1013	7.3	5.5	5.7	6.2	6
1993	1014	7.3	5.5	5.7	6.2	6
1993	1015	0.1	0.2	1	1.2	1.6
1993	1016	0.1	0.2	1	1.2	1.6
1993	1017	0.1	0.2	1	1.2	1.6
1993	1018	0.1	0.2	1	1.2	1.6
1993	1019	0.1	0.2	1	1.2	1.6
1993	1020	0.1	0.2	1	1.2	1.6
1993	1021	0.1	0.2	1	1.2	1.6

Discharge mm/day		EGIL	KIM	ROLF	METTE	CECILIE
1993	1022	0.1	0.4	0.5	0.4	0.3
1993	1023	0.1	0.4	0.5	0.4	0.3
1993	1024	0.1	0.4	0.5	0.4	0.3
1993	1025	0.1	0.4	0.5	0.4	0.3
1993	1026	0.1	0.4	0.5	0.4	0.3
1993	1027	0.1	0.4	0.5	0.4	0.3
1993	1028	0.1	0.4	0.5	0.4	0.3
1993	1029	0.1	0	0	0	0
1993	1030	0.1	0	0	0	0
1993	1031	0.1	0	0	0	0
1993	1101	0.1	0	0	0	0
1993	1102	0.1	0	0	0	0
1993	1103	0.1	0	0	0	0
1993	1104	0.1	0	0	0	0
1993	1105	8.5	3.5	8.6	9.1	10.5
1993	1106	8.5	3.5	8.6	9.1	10.5
1993	1107	8.5	3.5	8.6	9.1	10.5
1993	1108	8.5	3.5	8.6	9.1	10.5
1993	1109	8.5	3.5	8.6	9.1	10.5
1993	1110	8.5	3.5	8.6	9.1	10.5
1993	1111	8.5	3.5	8.6	9.1	10.5
1993	1112	9.9	5.4	12.3	10.2	10.5
1993	1113	9.9	5.4	12.3	10.2	10.5
1993	1114	9.9	5.4	12.3	10.2	10.5
1993	1115	9.9	5.4	12.3	10.2	10.5
1993	1116	9.9	5.4	12.3	10.2	10.5
1993	1117	9.9	5.4	12.3	10.2	10.5
1993	1118	9.9	5.4	12.3	10.2	10.5
1993	1119	0.1	0.1	0.2	0	0
1993	1120	0.1	0.1	0.2	0	0
1993	1121	0.1	0.1	0.2	0	0
1993	1122	0.1	0.1	0.2	0	0
1993	1123	0.1	0.1	0.2	0	0
1993	1124	0.1	0.1	0.2	0	0
1993	1125	0.1	0.1	0.2	0	0
1993	1126	0	0	0	0	0
1993	1127	0	0	0	0	0
1993	1128	0	0	0	0	0
1993	1129	0	0	0	0	0
1993	1130	0	0	0	0	0
1993	1201	0	0	0	0	0
1993	1202	0	0	0	0	0
1993	1203	0	3.1	1.5	1.5	0
1993	1204	0	3.1	1.5	1.5	0
1993	1205	0	3.1	1.5	1.5	0
1993	1206	0	3.1	1.5	1.5	0
1993	1207	0	3.1	1.5	1.5	0
1993	1208	0	3.1	1.5	1.5	0
1993	1209	0	3.1	1.5	1.5	0
1993	1210	0.3	1.9	0.2	0.1	0
1993	1211	0.3	1.9	0.2	0.1	0
1993	1212	0.3	1.9	0.2	0.1	0
1993	1213	0.3	1.9	0.2	0.1	0
1993	1214	0.3	1.9	0.2	0.1	0
1993	1215	0.3	1.9	0.2	0.1	0
1993	1216	0.3	1.9	0.2	0.1	0
1993	1217	0.3	1.9	0.2	0.1	0
1993	1218	0.3	1.9	0.2	0.1	0
1993	1219	0.3	1.9	0.2	0.1	0
1993	1220	0.3	1.9	0.2	0.1	0
1993	1221	0	0.1	0.3	0	0.2
1993	1222	0	0.1	0.3	0	0.2

Discharge mm/day		EGIL	KIM	ROLF	METTE	CECILIE
1993	1223	0	0.1	0.3	0	0.2
1993	1224	0	0.1	0.3	0	0.2
1993	1225	0	0.1	0.3	0	0.2
1993	1226	0	0.1	0.3	0	0.2
1993	1227	0	0.1	0.3	0	0.2
1993	1228	0	0.1	0.3	0	0.2
1993	1229	0	0.1	0.3	0	0.2
1993	1230	0	0.1	0.3	0	0.2
1993	1231	0	0.1	0.3	0	0.2
1994	101	0	0.1	0.3	0	0.2
1994	102	0	0.1	0.3	0	0.2
1994	103	0	0.1	0.3	0	0.2
1994	104	0	0.1	0.3	0	0.2
1994	105	0	0.1	0.3	0	0.2
1994	106	0	0.1	0.3	0	0.2
1994	107	0.1	0	0.4	0.4	0.4
1994	108	0.1	0	0.4	0.4	0.4
1994	109	0.1	0	0.4	0.4	0.4
1994	110	0.1	0	0.4	0.4	0.4
1994	111	0.1	0	0.4	0.4	0.4
1994	112	0.1	0	0.4	0.4	0.4
1994	113	0.1	0	0.4	0.4	0.4
1994	114	0.1	0	0.4	0.4	0.4
1994	115	0.3	0.1	0	0	0
1994	116	0.3	0.1	0	0	0
1994	117	0.3	0.1	0	0	0
1994	118	0.3	0.1	0	0	0
1994	119	0.3	0.1	0	0	0
1994	120	0.3	0.1	0	0	0
1994	121	0	0	0	0	0
1994	122	0	0	0	0	0
1994	123	0	0	0	0	0
1994	124	0	0	0	0	0
1994	125	0	0	0	0	0
1994	126	0	0	0	0	0
1994	127	0	0	0	0	0
1994	128	0	0	0	0	0
1994	129	0	0	0	0	0
1994	130	0	0	0	0	0
1994	131	0	0	0	0	0
1994	201	0	0	0	0	0
1994	202	0	0	0	0	0
1994	203	0	0	0	0	0
1994	204	0	0	0	0	0
1994	205	0	0	0	0	0
1994	206	0	0	0	0	0
1994	207	0	0	0	0	0
1994	208	0	0	0	0	0
1994	209	0	0	0	0	0
1994	210	0	0	0	0	0
1994	211	0.7	0.1	0	0	0
1994	212	0.7	0.1	0	0	0
1994	213	0.7	0.1	0	0	0
1994	214	0.7	0.1	0	0	0
1994	215	0.7	0.1	0	0	0
1994	216	0.7	0.1	0	0	0
1994	217	0.7	0.1	0	0	0
1994	218	0	0	0	0	0
1994	219	0	0	0	0	0
1994	220	0	0	0	0	0
1994	221	0	0	0	0	0
1994	222	0	0	0	0	0

File: VF90-94.XLS

Discharge mm/day		EGIL	KIM	ROLF	METTE	CECILIE
1994	223	0	0	0	0	0
1994	224	0	0	0	0	0
1994	225	0	0.4	0	0	0
1994	226	0	0.4	0	0	0
1994	227	0	0.4	0	0	0
1994	228	0	0.4	0	0	0
1994	301	0	0.4	0	0	0
1994	302	0	0.4	0	0	0
1994	303	0	0.4	0	0	0
1994	304	5.6	0.1	0	0	0
1994	305	5.6	0.1	0	0	0
1994	306	5.6	0.1	0	0	0
1994	307	5.6	0.1	0	0	0
1994	308	5.6	0.1	0	0	0
1994	309	5.6	0.1	0	0	0
1994	310	5.6	0.1	0	0	0
1994	311	3.2	0.2	5.2	4.7	4.8
1994	312	3.2	0.2	5.2	4.7	4.8
1994	313	3.2	0.2	5.2	4.7	4.8
1994	314	3.2	0.2	5.2	4.7	4.8
1994	315	3.2	0.2	5.2	4.7	4.8
1994	316	3.2	0.2	5.2	4.7	4.8
1994	317	3.2	0.2	5.2	4.7	4.8
1994	318	1.6	0.6	3.5	3.2	3.2
1994	319	1.6	0.6	3.5	3.2	3.2
1994	320	1.6	0.6	3.5	3.2	3.2
1994	321	1.6	0.6	3.5	3.2	3.2
1994	322	1.6	0.6	3.5	3.2	3.2
1994	323	1.6	0.6	3.5	3.2	3.2
1994	324	1.6	0.6	3.5	3.2	3.2
1994	325	3.6	0.3	17.1	15.7	15.8
1994	326	3.6	0.3	17.1	15.7	15.8
1994	327	3.6	0.3	17.1	15.7	15.8
1994	328	3.6	0.3	17.1	15.7	15.8
1994	329	6	1	17.1	15.7	15.8
1994	330	6	1	17.1	15.7	15.8
1994	331	6	1	17.1	15.7	15.8
1994	401	6	1	17.1	15.7	15.8
1994	402	6	1	17.1	15.7	15.8
1994	403	6	1	17.1	15.7	15.8
1994	404	6	1	17.1	15.7	15.8
1994	405	6	1	17.1	15.7	15.8
1994	406	6	1	17.1	15.7	15.8
1994	407	3.7	3.1	11.4	16.2	12.7
1994	408	3.7	3.1	11.4	16.2	12.7
1994	409	3.7	3.1	11.4	16.2	12.7
1994	410	3.7	3.1	11.4	16.2	12.7
1994	411	3.7	3.1	11.4	16.2	12.7
1994	412	3.7	3.1	11.4	16.2	12.7
1994	413	3.7	3.1	11.4	16.2	12.7
1994	414	3.7	3.1	11.4	16.2	12.7
1994	415	1.1	0.1	8.6	6	6.3
1994	416	1.1	0.1	8.6	6	6.3
1994	417	1.1	0.1	8.6	6	6.3
1994	418	1.1	0.1	8.6	6	6.3
1994	419	1.1	0.1	8.6	6	6.3
1994	420	1.1	0.1	8.6	6	6.3
1994	421	1.1	0.1	8.6	6	6.3
1994	422	1.1	0.8	7.2	8.2	4.2
1994	423	1.3	0.8	7.2	8.2	4.2
1994	424	1.3	0.8	7.2	8.2	4.2
1994	425	1.3	0.8	7.2	8.2	4.2

File: VF90-94.XLS

Discharge mm/day		EGIL	KIM	ROLF	METTE	CECILIE
1994	426	1.3	0.8	7.2	8.2	4.2
1994	427	1.3	0.8	7.2	8.2	4.2
1994	428	1.3	0.8	7.2	8.2	4.2
1994	429	0.2	8.5	1.2	2.2	0.9
1994	430	0.2	8.5	1.2	2.2	0.9
1994	501	0.2	8.5	1.2	2.2	0.9
1994	502	0.2	8.5	1.2	2.2	0.9
1994	503	0.2	8.5	1.2	2.2	0.9
1994	504	0.2	8.5	1.2	2.2	0.9
1994	505	0.2	8.5	1.2	2.2	0.9
1994	506	9.3	32.3	2	1.6	2.2
1994	507	9.3	32.3	2	1.6	2.2
1994	508	9.3	32.3	2	1.6	2.2
1994	509	9.3	32.3	2	1.6	2.2
1994	510	7.8	19.9	2	1.6	2.2
1994	511	7.8	19.9	2	1.6	2.2
1994	512	7.8	19.9	2	1.6	2.2
1994	513	7.8	19.9	2	1.6	2.2
1994	514	7.8	19.9	2	1.6	2.2
1994	515	7.8	19.9	2	1.6	2.2
1994	516	7.8	19.9	2	1.6	2.2
1994	517	7.8	19.9	2	1.6	2.2
1994	518	7.8	19.9	2	1.6	2.2
1994	519	7.8	19.9	2	1.6	2.2
1994	520	12.4	0.1	0	0	0
1994	521	12.4	0.1	0	0	0
1994	522	12.4	0.1	0	0	0
1994	523	12.4	0.1	0	0	0
1994	524	12.4	0.1	0	0	0
1994	525	12.4	0.1	0	0	0
1994	526	12.4	0.1	0	0	0
1994	527	0	0	0	0	0
1994	528	0	0	0	0	0
1994	529	0	0	0	0	0
1994	530	0	0	0	0	0
1994	531	0	0	0	0	0
1994	601	0	0	0	0	0
1994	602	0	0	0	0	0
1994	603	0.1	0	0	0	0
1994	604	0.1	0	0	0	0
1994	605	0.1	0	0	0	0
1994	606	0.1	0	0	0	0
1994	607	0.1	0	0	0	0
1994	608	0.1	0	0	0	0
1994	609	0.1	0	0	0	0
1994	610	0	6.6	0	0	0
1994	611	0	6.6	0	0	0
1994	612	0	6.6	0	0	0
1994	613	0	6.6	0	0	0
1994	614	0	6.6	0	0	0
1994	615	0	6.6	0	0	0
1994	616	0	6.6	0	0	0
1994	617	1.1	0.8	0	0.1	0.8
1994	618	1.1	0.8	0	0.1	0.8
1994	619	1.1	0.8	0	0.1	0.8
1994	620	1.1	0.8	0	0.1	0.8
1994	621	1.1	0.8	0	0.1	0.8
1994	622	1.1	0.8	0	0.1	0.8
1994	623	1.1	0.8	0	0.1	0.8
1994	624	0.2	0.4	0.3	0.3	0.8
1994	625	0.2	0.4	0.3	0.3	0.8
1994	626	0.2	0.4	0.3	0.3	0.8

File: VF90-94.XLS

Discharge mm/day		EGIL	KIM	ROLF	METTE	CECILIE
1994	627	0.2	0.4	0.3	0.3	0.8
1994	628	0.2	0.4	0.3	0.3	0.8
1994	629	0.2	0.4	0.3	0.3	0.8
1994	630	0.2	0.4	0.3	0.3	0.8

PART 3

RUNOFF CHEMISTRY

EGIL runoff chemistry 1990-91 Units: µeq/l, µgAl/l, mgSiO2/l, mgCl/l, µgN/l, µgP/l, µg/l

Date	H+	Ca	Mg	Na	K	NH4	Al	SO4	Cl	NO3	A-	SBC	SAA	ANC	RAL	ILAL	SiO2	TOC	TOTN
1990	614	102.3	21.5	23.9	80.0	2.3	5.0	15.4	64.9	18.6	2.4	132.7	248.0	-115.3	284	130	3.2	9.9	456
1990	628	85.1	13.0	16.5	46.1	0.5	2.9	9.7	102.0	17.9	22.9	79.0	150.9	-71.9	242	145	1.6	12.4	624
1990	711	67.6	7.5	8.2	39.1	0.5	3.4	6.4	43.7	2.0	53.1	58.7	79.6	-20.9	271	207	2.0	19.9	566
1990	817	134.9	26.9	37.8	80.5	3.3	17.5	33.7	181.1	105.7	-8.6	166.0	343.2	-177.2	427	90	5.4	8.6	456
1990	823	79.4	9.5	10.7	52.6	1.0	1.1	11.0	48.0	2.1	38.2	74.9	127.1	-52.2	257	147	2.7	11.3	456
1990	907	69.2	7.5	7.4	48.7	0.5	0.8	-9.9	54.1	1.1	29.5	64.9	94.7	-29.8	107	206	3.3	13.3	456
1990	1005	93.3	12.5	19.7	80.0	0.8	2.4	15.0	75.0	16.8	21.9	115.4	201.8	-86.4	293	143	3.2	8.3	566
1990	1114	83.2	9.5	14.0	58.7	3.1	6.4	5.7	59.2	26.1	28.7	91.7	151.9	-60.2	99	42	0.6	4.0	624
1990	1129	72.4	10.0	14.8	73.1	3.6	6.6	11.0	81.2	18.9	35.0	108.1	156.5	-48.4	240	130	2.4	8.5	662
1990	1219	67.6	10.5	13.2	71.3	1.8	2.1	8.6	56.2	19.3	54.5	98.9	120.6	-21.7	233	147	3.5	8.9	524
1991	103	95.5	19.5	26.3	141.4	3.8	6.3	14.2	45.8	32.5	28.4	197.3	278.6	-81.3	219	177	1.4	4.1	663
1991	117	95.5	17.5	25.5	153.6	4.1	1.9	16.1	70.8	25.3	-1.9	202.6	316.1	-113.5	247	86	1.8	4.5	531
1991	124	95.5	18.5	28.0	145.7	4.1	4.5	17.2	62.5	38.2	9.7	200.8	303.8	-103.0	256	84	2.2	4.6	785
1991	221	75.9	14.0	21.4	144.4	3.8	27.2	10.3	91.6	42.1	-8.8	210.8	305.8	-95.0	188	85	2.1	5.0	1250
1991	226	56.2	10.5	14.8	98.3	2.8	8.9	7.5	56.2	41.1	3.0	135.3	196.0	-60.7	163	88	1.4	4.9	918
1991	304	67.6	17.5	26.3	144.4	5.6	45.3	6.2	77.0	58.5	-3.1	239.1	316.0	-76.9	98	36	0.6	3.1	1640
1991	314	158.5	78.8	147.2	400.2	10.0	26.5	125.2	458.0	96.0	-44.9	662.7	991.3	-328.6	1320	68	1.9	3.2	2030
1991	322	107.1	23.0	34.5	136.6	5.1	6.6	22.8	143.7	85.0	2.6	205.8	333.1	-127.3	303	75	1.5	4.2	1480
1991	403	91.2	16.5	24.7	112.7	4.1	6.1	13.9	118.7	33.9	15.0	164.1	254.2	-90.1	270	131	2.2	7.1	893
1991	417	112.2	23.0	32.1	130.9	6.1	2.6	18.5	131.2	47.5	2.8	194.7	322.6	-127.9	294	109	2.1	6.1	866
1991	425	102.3	23.0	35.4	120.9	3.8	4.8	21.0	139.5	47.5	-11.2	187.9	322.4	-134.5	291	81	2.3	4.9	911
1991	429	93.3	17.5	24.7	84.8	2.8	2.1	10.2	62.5	8.5	-7.7	131.9	243.1	-111.2	161	59	1.5	4.7	339
1991	503	69.2	10.5	14.0	63.5	1.8	1.9	5.0	64.5	6.9	4.2	91.7	161.7	-70.0	114	64	0.6	5.4	345
1991	508	55.0	8.0	9.9	58.3	1.3	1.3	6.2	45.8	1.5	22.2	78.8	117.8	-39.0	167	105	0.8	7.0	281
1991	607	97.7	18.5	25.5	91.8	2.0	2.6	15.6	120.8	40.7	18.9	140.4	234.8	-94.4	302	146	3.7	9.8	924
1991	613	51.3	6.0	6.6	33.5	0.5	6.3	2.3	50.0	3.7	33.1	52.9	73.4	-20.5	132	109	0.8	8.8	318

EGIL runoff chemistry 1991-92 Units: µeq/l, µgAl/l, mgSiO₂/l, mgCl/l, µgN/l, µgP/l, µg/l

Date	H+	Ca	Mg	Na	K	NH ₄	Al	SO ₄	Cl	NO ₃	A-	SBC	SAA	ANC	RAL	ILAL	SiO ₂	TOC	TOTN	
1991	626	63.1	8.5	9.0	42.6	0.5	1.6	4.2	50.0	33.9	0.5	45.1	62.2	84.4	-22.2	281	239	2.5	16.3	443
1991	711	57.5	8.5	9.0	42.2	0.8	3.1	4.4	45.8	25.4	2.4	51.9	63.6	73.6	-10.0	298	254	2.5	15.2	441
1991	829	169.8	38.9	54.3	120.1	29.7	6.6	51.0	214.4	121.3	121.4	13.3	249.6	457.1	-207.5	630	120	7.3	9.8	2220
1991	919	104.7	16.0	18.9	74.8	1.8	1.6	20.6	135.3	73.3	16.1	13.7	113.1	224.7	-111.6	374	168	5.1	11.1	633
1991	926	102.3	15.0	21.4	80.0	1.3	1.0	12.8	106.2	115.7	1.8	10.1	118.7	223.7	-105.0	343	215	3.7	11.6	317
1991	930	64.6	6.5	8.2	50.9	1.3	2.0	2.9	50.0	64.9	3.4	18.1	68.9	118.3	-49.4	163	134	0.9	9.6	276
1991	1004	66.1	9.0	11.5	59.6	1.0	1.7	6.4	52.0	70.5	1.5	31.3	82.8	124.0	-41.2	285	221	2.6	1.3	312
1991	1017	109.6	16.5	26.3	104.0	5.4	1.9	14.6	83.3	174.9	5.0	15.1	154.1	263.2	-109.1	297	151	1.3	6.7	465
1991	1101	89.1	11.5	20.6	97.9	5.9	8.4	6.2	83.3	115.7	32.5	8.1	144.3	231.5	-87.2	180	118	1.1	7.4	809
1991	1113	85.1	11.5	21.4	130.9	5.4	5.7	8.5	52.0	189.0	-1.8	174.9	270.3	-95.4	180	95	0.6	3.9	615	
1991	1129	109.6	18.0	35.4	156.2	4.9	4.0	21.4	108.3	177.7	78.5	-15.0	218.5	364.5	-146.0	349	135	1.8	5.8	1300
1992	103	85.1	15.0	26.3	120.5	5.4	8.9	11.7	66.6	177.7	37.8	-9.2	176.1	282.1	-106.0	260	143	1.7	6.9	852
1992	116	93.3	15.5	26.3	116.1	5.4	1.4	12.1	85.4	166.4	36.4	-18.1	164.7	288.2	-123.5	297	176	2.8	7.1	686
1992	213	75.9	11.0	18.1	94.0	5.4	8.2	6.6	66.6	87.5	49.6	15.5	136.7	203.7	-67.0	240	174	1.6	8.5	1080
1992	306	114.8	22.5	46.1	144.9	9.7	26.9	20.2	77.0	146.7	107.1	54.3	250.1	330.8	-80.7	392	190	2.4	7.6	2022
1992	320	74.1	9.0	12.3	84.0	5.9	6.1	9.5	77.0	79.0	36.8	8.1	117.3	192.8	-75.5	258	163	1.4	7.5	794
1992	326	53.7	8.5	12.3	59.6	4.9	5.1	4.3	54.1	56.4	18.6	19.3	90.4	129.1	-38.7	197	154	1.0	8.5	542
1992	424	60.3	10.0	15.6	78.3	5.4	1.5	8.3	72.9	79.0	12.1	15.4	110.8	164.0	-53.2	301	218	2.8	10.8	461
1992	506	57.5	10.0	12.3	57.4	3.6	1.7	0.5	52.0	50.8	5.9	34.3	85.0	108.7	-23.7	240	235	1.6	10.2	333

EGIL runoff chemistry 1992-93 Units: µeq/l, µgAl/l, mgSiO2/l, mgCl, µgN/l, µgP/l, µg/l

Date	H+	Ca	Mg	Na	K	NH4	Al	SO4	Cl	NO3	A-	SBC	SAA	ANC	RAL	ILAL	SiO2	TOC	TOTN	F	
1992	717	144.5	22.0	37.0	49.6	2.8	2.9	20.8	154.1	28.2	78.9	18.4	114.3	261.2	-146.9	405	197	3.1	16.0	1670	
1992	731	91.2	10.5	16.5	56.5	0.5	0.8	9.3	95.8	31.0	1.0	57.5	84.8	127.8	-43.0	422	329	5.3	15.2	488	
1992	820	79.4	9.5	13.2	50.5	1.3	2.4	7.8	52.0	59.2	4.9	48.0	76.9	116.1	-39.2	345	267	3.6	15.4	503	
1992	828	61.7	4.5	6.6	30.9	0.5	1.2	3.5	27.1	31.0	0.9	49.9	43.7	59.0	-15.3	257	222	1.5	13.5	422	
1992	909	95.5	12.0	17.3	71.8	0.8	8.1	6.1	47.9	126.9	12.1	24.7	110.0	186.9	-76.9	285	224	2.2	12.6	518	
1992	918	79.4	8.0	11.5	70.5	1.3	2.4	6.6	27.1	115.7	2.7	34.2	93.7	145.5	-51.8	314	248	2.9	12.8	350	
1992	1030	83.2	12.0	21.4	106.1	2.0	1.8	9.2	72.9	115.7	19.3	27.8	143.3	207.9	-64.6	296	204	3.5	7.9	520	
1992	1113	67.6	11.5	18.1	92.2	2.8	2.9	7.0	56.2	112.8	26.4	6.7	127.5	195.4	-67.9	233	163	2.0	7.3	585	
1992	1127	29.5	8.0	14.0	81.3	2.6	3.4	4.5	58.3	81.8	26.3	-23.1	109.3	166.4	-57.1	205	160	1.8	7.2	605	
1992	1204	63.1	8.5	11.5	86.6	4.1	4.9	2.8	47.9	107.2	22.1	4.3	115.6	177.2	-61.6	134	106	0.7	4.7	535	
1993	107	100.0	24.5	37.8	155.3	4.1	10.9	18.8	95.8	214.4	51.1	-9.9	232.6	361.3	-128.7	348	160	2.7	5.1	1005	
1993	120	104.7	24.5	40.3	179.7	4.1	2.9	22.0	104.1	245.4	41.8	-13.1	251.5	391.3	-139.8	351	131	3.2	4.2		
1993	410	134.9	46.4	68.3	318.0	10.5	3.1	39.0	29.1	521.9	66.8	2.4	446.3	617.8	-171.5	520	130	3.6	4.8	1260	
1993	426	125.9	29.4	53.5	291.9	6.6	4.7	30.7	143.7	361.1	53.2	-15.3	386.1	558.0	-171.9	462	155	3.9	5.6	1040	
1993	506	70.8	11.5	18.1	105.3	2.8	5.9	3.9	97.9	104.4	14.6	1.4	143.6	216.9	-73.3	128	89	3.7	5.2	580	11.0

EGIL runoff chemistry 1993-94 Units: µeq/L, µgAl/L, mgSiO₂/L, mgCl/L, µgNi/L, µgP/L, µg/l

Date	H+	Ca	Mg	Na	K	NH ₄	Al	SO ₄	Cl	NO ₃	A-	SBC	SAA	ANC	RAL	ILAL	SiO ₂	TOC	TOTN	TOTP	F
1993	714	151.4	41.9	74.9	211.0	4.9	88.6	291.5	220.0	98.5	-32.9	337.1	610.0	-272.9	1044	158	7.2	6.4	2000		
1993	806	120.2	18.0	32.9	126.2	1.0	14.5	160.3	115.7	23.9	17.7	182.9	299.9	-117.0	459	314	5.1	14.0	1040	20	49
1993	820	85.1	10.5	18.9	106.1	1.0	8.1	75.0	107.2	3.5	44.6	137.1	185.7	-48.6	422	341	5.6	14.5	510	10	
1993	916	93.3	15.5	29.6	130.9	0.8	14.4	139.5	163.6	1.0	-18.9	177.5	304.1	-126.6	443	299	5.1	9.0	340	4	50
1993	920	87.1	15.0	18.9	108.3	1.5	7.8	83.3	112.8	2.6	41.1	144.9	198.7	-53.8	362	284	3.9	11.0	385	4	20
1993	1007	87.1	11.5	19.7	122.7	1.5	10.2	93.7	115.7	6.1	37.8	156.0	215.5	-59.5	375	273	3.7	11.0	430	5	26
1993	1014	64.6	9.0	12.3	87.4	2.0	6.3	58.3	81.8	5.9	36.4	111.5	146.0	-34.5	334	271	2.9	11.5	430	4	29
1993	1021	70.8	9.0	14.8	99.2	2.0	0.0	64.5	93.1	5.9	32.7	125.4	163.5	-38.1							
1993	1111	83.2	15.0	22.2	66.6	9.7	4.8	108.3	73.3	47.5	-0.5	140.6	229.1	-88.5	137	89	0.4	4.4	1340	11	31
1993	1118	75.9	13.5	2.1	95.3	3.1	7.1	85.4	87.5	32.5	-7.5	114.9	205.4	-90.5	280	209	2.5	7.4	675	3	34
1993	1209	95.5	14.0	27.1	118.3	3.3	20.5	99.9	115.7	48.6	16.5	164.7	264.2	264.2	355	207	2.5	6.9	915	3	46
1994	310	72.4	14.5	29.6	141.4	6.4	11.2	83.3	158.0	64.6	-20.5	201.8	305.9	305.9	311	114	1.8	5.5	1265	4	44
1994	317	85.1	15.5	29.6	140.9	6.1	15.1	83.3	143.9	62.5	4.3	193.8	289.7	289.7	370	153	2.4	6.0	1100	5	59
1994	324	61.7	8.5	18.1	101.4	5.6	15.6	62.5	93.1	46.1	18.1	142.5	201.7	201.7	226	157	1.4	5.3	985	4	49
1994	328	69.2	11.5	19.7	107.4	4.9	19.6	66.6	90.3	41.8	35.2	145.1	198.7	198.7	284	198	1.8	6.0	805	3	33
1994	406	66.1	10.5	20.6	93.5	5.6	7.8	75.0	101.6	50.7	-10.3	138.0	227.3	227.3	216	130	1.0	4.9	1040	8	30
1994	410	79.4	25.4	28.8	108.3	7.7	11.8	104.1	101.6	77.8	-4.9	187.4	283.5	283.5	217	119	0.8	4.8	1510	3	34
1994	414	77.6	11.0	19.7	96.6	5.4	17.0	75.0	93.1	53.2	7.3	134.0	221.3	221.3	238	171	1.3	5.7	895	3	30
1994	418	75.9	10.5	20.6	96.1	5.6	16.1	77.0	90.3	48.6	10.2	134.1	215.9	215.9	245	162	1.3	6.0	945	4	33
1994	421	58.9	13.5	20.6	92.7	6.4	15.4	77.0	90.3	48.9	-6.9	135.0	216.2	216.2	236	155	1.4	5.8	910	4	30
1994	425	79.4	17.5	24.7	108.8	8.4	17.8	93.7	118.5	36.1	8.8	159.9	248.3	248.3	279	180	2.4	6.7	775	5	32
1994	428	97.7	17.5	32.1	120.1	8.2	18.5	122.8	112.8	60.3	1.2	180.9	295.9	295.9	323	187	2.1	6.8	1080	3	46
1994	502	95.5	18.0	29.6	124.8	8.4	19.5	116.6	115.7	34.3	30.8	182.4	266.6	266.6	305	197	2.4	7.3	730	4	40
1994	509	89.1	17.5	28.8	97.4	8.2	16.7	116.6	70.5	81.4	9.8	172.5	268.5	268.5	280	169	1.6	7.5	1800	14	36
1994	516	87.1	14.5	27.1	100.5	7.7	18.1	120.8	90.3	58.2	-6.7	157.4	269.3	269.3	323	183	2.1	7.6	1150	4	28
1994	519	72.4	12.0	19.7	63.1	3.6	10.0	120.8	67.7	9.0	-10.2	104.9	197.5	197.5	152	101	1.0	5.7	415	10	26

KIM runoff chemistry 1990-91 Units: µeq/l, µgAl/l, mgSiO2/l, mgCl, µgNi/l, µgP/l, µg/l

Date	H+	Ca	Mg	Na	K	NH4	Al	SO4	Cl	NO3	A-	SBC	SAA	ANC	RAL	ILAL	SiO2	TOC	TOTN	
1990	614	57.5	10.0	10.7	81.3	1.5	5.6	8.8	50.0	79.0	4.4	42.0	109.1	133.4	-24.3	288	200	2.9	16.0	477
1990	628	58.9	8.5	11.5	78.3	1.8	4.2	9.9	20.8	76.2	2.7	73.4	104.3	99.7	4.6	362	263	2.5	20.5	522
1990	711	60.3	6.0	8.2	26.5	1.5	1.5	8.1	10.4	79.0	0.8	21.9	43.7	90.2	-46.5	297	216	2.3	19.7	419
1990	817	83.2	9.0	14.8	95.7	2.6	10.1	12.0	47.9	121.3	5.6	52.6	132.2	174.8	-42.6	297	177	3.9	14.0	789
1990	823	66.1	6.5	9.0	72.6	2.0	1.3	10.0	39.6	90.3	0.3	37.3	91.4	130.2	-38.8	278	178	2.5	12.9	323
1990	907	57.5	5.0	6.6	63.9	1.0	2.1	7.9	14.6	56.4	0.2	72.8	78.6	71.2	7.4	323	244	2.5	18.3	506
1990	920	74.1	7.5	10.7	76.6	1.0	7.4	7.7	25.0	81.8	1.1	77.1	103.2	107.9	-4.7	295	218	2.7	18.4	609
1990	1005	66.1	6.5	11.5	74.8	1.8	0.8	11.3	20.8	87.5	0.5	64.0	95.4	108.8	-13.4	324	211	2.9	12.6	368
1990	1018	61.7	8.0	11.5	80.0	3.8	0.9	11.8	18.7	90.3	0.4	68.3	104.2	109.4	-5.2	344	226	3.4	15.0	413
1990	1101	63.1	5.0	9.0	70.9	2.0	1.2	7.3	29.1	95.9	0.6	32.9	88.1	125.6	-37.5	184	111	1.0	9.9	267
1990	1114	51.3	4.5	6.6	57.4	1.8	1.1	5.5	27.1	50.8	1.4	48.9	71.4	79.3	-7.9	197	142	1.1	10.6	326
1990	1129	61.7	7.0	12.3	71.8	3.3	3.1	9.5	37.5	59.2	6.1	65.9	97.5	102.8	-5.3	304	209	2.1	14.8	515
1990	1219	52.5	6.0	9.0	70.0	1.8	1.9	6.2	27.1	50.8	3.4	66.1	88.7	81.3	7.4	283	221	2.9	12.9	399
1991	103	61.7	6.5	13.2	82.7	2.3	1.2	7.0	16.7	107.2	3.6	47.1	105.9	127.5	-21.6	204	134	1.4	8.3	281
1991	117	70.8	11.5	24.7	130.9	2.6	2.4	12.2	20.8	203.1	4.8	26.4	172.1	228.7	-56.6	244	122	1.3	8.1	293
1991	124	66.1	9.5	20.6	116.1	2.6	2.4	12.4	37.5	166.4	5.8	20.0	151.2	209.7	-58.5	244	120	1.6	7.5	314
1991	221	60.3	16.0	23.0	118.3	8.2	12.9	11.0	62.5	166.4	15.7	5.1	178.4	244.6	-66.2	208	98	2.0	6.4	662
1991	226	44.7	5.5	9.0	79.6	1.8	6.4	5.8	37.5	73.3	5.3	36.7	102.3	116.1	-13.8	212	154	1.9	9.6	348
1991	304	49.0	6.0	10.7	77.0	3.1	9.1	4.5	43.7	76.2	10.6	28.9	105.9	130.5	-24.6	159	114	1.9	10.0	557
1991	314	40.7	6.0	9.9	77.4	2.6	3.8	7.4	35.4	70.5	8.8	33.1	99.7	114.7	-15.0	204	130	1.9	8.3	375
1991	322	46.8	5.0	9.0	74.0	2.6	1.6	6.1	29.1	79.0	4.6	32.4	92.2	112.7	-20.5	188	127	1.7	8.1	281
1991	403	40.7	4.5	6.6	57.4	2.6	1.2	4.4	22.9	48.0	2.7	43.8	72.3	73.6	-1.3	200	156	1.3	10.9	371
1991	417	36.3	4.5	6.6	57.4	2.3	1.5	4.6	25.0	45.1	2.0	41.1	72.3	72.1	0.2	207	161	1.5	10.0	275
1991	425	47.9	5.5	9.0	70.0	3.3	0.9	6.1	22.9	73.3	0.8	45.7	88.7	97.0	-8.3	238	177	2.5	11.9	287
1991	429	49.0	5.0	8.2	65.7	2.6	0.8	4.6	18.7	62.1	0.4	54.7	82.3	81.2	1.1	217	171	1.7	12.4	299
1991	503	47.9	6.0	8.2	67.0	3.3	1.1	5.5	20.8	67.7	0.6	49.9	85.6	89.1	-3.5	228	173	2.0	12.6	305
1991	508	40.7	5.0	6.6	57.0	2.8	1.6	5.3	14.6	50.8	0.4	53.2	73.0	65.8	7.2	230	177	1.4	12.6	315
1991	607	55.0	12.0	16.5	82.7	5.9	5.5	7.5	52.0	73.3	14.6	45.2	122.6	139.9	-17.3	247	172	2.3	11.2	597
1991	613	70.8	8.5	12.3	76.6	1.5	1.3	4.5	25.0	104.4	0.6	45.5	100.2	130.0	-29.8	194	149	1.4	12.8	342

KIM runoff chemistry 1991-92 Units: µeq/l, µgAl/l, mgSiO2/l, mgCl, µgN/l, µgP/l, µg/l

Date	H+	Ca	Mg	Na	K	NH4	Al	SO4	Cl	NO3	A-	SBC	SAA	ANC	RAL	ILAL	SiO2	TOC	TOTN	
1991	626	55.0	7.5	9.9	69.6	0.8	1.3	6.2	16.7	87.5	0.3	45.8	89.1	104.5	-15.4	272	210	1.9	15.5	265
1991	711	56.2	10.5	12.3	74.4	2.6	2.7	3.7	16.7	101.6	3.3	40.8	102.5	121.6	-19.1	264	227	2.3	14.7	429
1991	829	89.1	18.5	24.7	107.0	1.3	2.1	15.0	85.4	124.1	4.5	43.7	153.6	214.0	-60.4	387	237	5.4	16.4	605
1991	919	85.1	12.0	15.6	100.9	2.8	1.3	12.8	60.4	124.1	1.3	44.7	132.6	185.8	-53.2	358	230	5.1	18.2	530
1991	926	66.1	10.0	13.2	87.0	2.3	1.6	5.5	33.3	87.5	0.4	64.5	114.1	121.2	-7.1	352	297	3.9	21.9	437
1991	930	66.1	9.0	10.7	67.9	2.3	2.1	1.7	25.0	59.2	1.6	74.0	92.0	85.8	6.2	240	223	1.9	22.9	746
1991	1004	56.2	7.0	9.0	68.7	1.8	1.9	5.9	20.8	64.9	0.5	64.3	88.4	86.2	2.2	329	270	2.6	15.5	399
1991	1017	74.1	9.0	12.3	75.3	3.6	2.4	3.1	31.2	90.3	0.9	57.4	102.6	122.4	-19.8	243	212	1.8	15.6	423
1991	1101	63.1	7.0	13.2	73.5	4.6	4.9	3.7	27.1	90.3	2.4	50.2	103.2	119.8	-16.6	238	201	2.3	15.2	458
1991	1113	53.7	6.0	12.3	73.5	3.8	0.7	2.6	27.1	101.6	5.0	18.9	96.3	133.7	-37.4	153	127	1.0	8.7	302
1991	1129	60.3	6.0	11.5	72.2	2.8	1.4	3.7	31.2	81.8	3.6	41.3	93.9	116.6	-22.7	250	213	2.0	13.9	341
1992	103	61.7	7.5	13.2	78.3	3.3	1.6	2.5	31.2	98.7	4.1	34.1	103.9	134.0	-30.1	243	218	2.4	11.8	374
1992	116	56.2	5.5	12.3	80.0	3.1	1.3	5.3	27.1	104.4	2.4	29.8	102.2	133.9	-31.7	274	221	3.2	12.6	288
1992	213	72.4	8.5	16.5	91.8	5.1	1.9	2.9	33.3	118.5	4.7	42.6	123.8	156.5	-32.7	245	216	2.1	14.2	413
1992	306	61.7	8.0	15.6	90.5	4.3	7.4	5.3	29.1	124.1	10.8	28.8	125.8	164.0	-38.2	309	256	3.7	11.9	455
1992	320	66.1	4.5	7.4	90.9	5.9	1.7	4.1	35.4	110.0	3.6	31.6	110.4	149.0	-38.6	243	202	1.6	14.8	353
1992	326	56.2	7.0	13.2	86.1	4.6	1.1	6.5	29.1	101.6	1.9	42.1	112.0	132.6	-20.6	276	211	2.1	11.1	300
1992	424	51.3	7.0	12.3	86.1	5.1	0.8	5.1	29.1	107.2	2.6	28.8	111.3	138.9	-27.6	272	221	2.8	11.7	315
1992	506	50.1	1.0	9.0	71.3	4.9	1.9	1.0	20.8	81.8	0.9	35.7	88.1	103.5	-15.4	215	205	1.5	12.4	273

KIM runoff chemistry 1992-93 Units: µeq/L, µgAl/L, mgSiO₂/L, mgCl/L, µgN/L, µgP/L, µg/l

Date	H+	Ca	Mg	Na	K	NH ₄	Al	SO ₄	Cl	NO ₃	A-	SBC	SAA	ANC	RAL	ILAL	SiO ₂	TOC	TOTN	F	
1992	717	100.0	14.5	30.4	130.5	4.1	3.3	11.2	62.5	155.2	47.1	29.2	182.8	264.8	-82.0	334	222	3.4	18.0	1170	
1992	731	117.5	20.0	39.5	201.8	2.6	0.4	21.5	25.0	349.8	1.0	27.5	264.3	375.8	-111.5	394	179	3.4	4.1	272	
1992	821	61.7	8.0	13.2	95.3	2.3	2.6	5.1	16.7	118.5	1.8	51.2	121.4	137.0	-15.6	338	287	2.8	19.6	545	
1992	828	61.7	7.0	8.2	67.0	1.5	1.6	1.7	12.5	28.2	0.6	107.4	85.3	41.3	44.0	281	264	1.3	25.0	588	
1992	909	52.5	7.5	10.7	81.3	1.8	17.4	2.3	10.4	62.1	2.4	98.6	118.7	74.9	43.8	390	367	2.2	21.0	657	
1992	918	55.0	7.0	9.9	78.3	2.6	2.5	7.0	8.3	56.4	0.7	96.9	100.3	65.4	34.9	410	340	2.7	24.4	494	
1992	1030	56.2	8.0	14.8	89.6	1.8	0.6	3.7	33.3	76.2	1.6	63.6	114.8	111.1	3.7	352	315	3.6	16.3	390	
1992	1113	51.3	8.5	9.9	71.3	2.8	1.3	4.0	20.8	70.5	1.5	56.3	93.8	92.8	1.0	272	232	1.7	12.5	365	
1992	1127	45.7	1.5	5.8	50.9	1.8	0.9	1.5	25.0	33.9	2.4	46.8	60.9	61.3	-0.4	231	216	1.3	12.5	400	
1992	1204	30.9	3.0	2.5	30.4	2.3	0.6	0.5	14.6	16.9	1.0	37.7	38.8	32.5	6.3	162	157	0.7	11.3	350	
1993	107	58.9	18.0	31.3	144.4	4.9	9.4	-2.1	56.2	194.6	17.1	-3.1	208.0	267.9	-59.9	213	234	2.9	10.9	620	
1993	120	69.2	10.5	23.9	117.0	1.8	0.9	17.0	20.8	186.2	2.9	30.4	154.1	209.9	-55.8	336	166	3.1	7.3	250	
1993	410	64.6	10.0	18.9	111.4	4.1	0.7	8.2	33.3	152.3	3.3	29.0	145.1	188.9	-43.8	300	218	3.9	10.6	340	
1993	426	51.3	23.5	30.4	132.7	6.1	4.2	10.7	77.0	169.3	20.3	-7.7	196.9	266.6	-69.7	271	164	1.9	7.3	790	
1993	430	47.9	5.5	8.2	64.4	2.6	2.3	0.9	20.8	36.7	1.1	73.2	83.0	58.6	24.4	252	243	1.7	15.4	540	<5.0
1993	506	50.1	5.5	9.9	70.5	3.6	0.9	3.5	18.7	76.2	1.6	47.5	90.4	96.5	-6.1	255	220	1.8	13.4	460	17.0

KIM runoff chemistry 1993-94 Units: meq/L, µgAl/L, mgSiO2/L, mgCl, µgN/L, µgP/L, µg/L

Date	H+	Ca	Mg	Na	K	NH4	Al	SO4	Cl	NO3	A-	SBC	SAA	ANC	RAL	ILAL	SiO2	TOC	TOTN	TOTP	F	
1993	714	102.3	19.0	42.0	121.4	5.1	2.1	16.5	104.1	129.8	63.2	11.3	189.6	297.1	-107.5	365	200	4.3	8.8	1370		
1993	806	79.4	13.0	22.2	102.7	2.3	1.1	6.2	72.9	115.7	2.3	36.0	141.3	190.9	-49.6	338	276	4.9	12.0	390	8	44
1993	820	63.1	7.0	14.0	77.4	1.5	0.9	3.1	18.7	81.8	0.1	66.4	100.8	100.6	0.2	358	327	3.5	17.5	430	10	20
1993	916	58.9	9.0	18.1	81.3	0.5	0.7	3.6	60.4	98.7	0.1	12.9	109.6	159.2	-49.6	293	257	3.5	11.0	390	5	33
1993	920	70.8	15.0	21.4	110.1	2.3	0.8	5.6	35.4	126.9	0.1	63.6	149.6	162.4	-12.8	351	295	4.1	14.0	360	5	20
1993	1007	70.8	10.0	14.8	87.4	2.0	1.2	3.2	29.1	104.4	0.6	55.3	115.4	134.1	-18.7	298	266	1.2	16.5	420	8	16
1993	1014	57.5	9.5	14.0	86.1	2.0	0.6	4.9	31.2	95.9	0.1	47.4	112.2	127.2	-15.0	332	283	2.7	14.5	360	5	27
1993	1021	63.1	11.0	21.4	105.3	3.6	0.4	0.0	29.1	118.5	1.4	55.8	141.7	149.0	-7.3							
1993	1111	67.6	8.5	15.6	80.9	2.8	0.9	1.4	18.7	73.3	3.6	69.8	108.2	106.0	2.2	272	272	2.2	30.0	570	13	32
1993	1118	42.7	6.5	11.5	73.1	2.8	0.9	1.4	18.7	59.2	0.1	60.9	94.8	78.0	16.8	299	285	2.0	20.5	370	7	23
1993	1209	60.3	5.5	12.3	73.1	2.3	2.0	1.6	27.1	64.9	3.7	61.4	95.2	95.7	-0.5	279	263	2.3	20.5	480	9	27
1994	310	28.8	25.0	28.8	106.6	18.9	13.9	8.8	66.6	101.6	24.3	38.3	193.2	192.5	0.7	202	114	1.7	11.7	995	20	37
1994	317	42.7	11.5	21.4	108.8	4.6	2.1	10.3	66.6	93.1	4.7	37.0	148.4	164.4	-16.0	310	207	5.4	9.4	415	7	45
1994	324	44.7	9.0	18.9	104.8	3.8	2.9	10.3	72.9	95.9	4.1	21.5	139.4	172.9	-33.5	343	240	5.5	9.0	340	6	47
1994	328	49.0	10.0	18.1	103.5	3.6	4.2	8.4	66.6	93.1	4.9	32.2	139.4	164.6	-25.2	334	250	5.3	9.7	390	8	45
1994	406	56.2	8.0	20.6	109.6	7.7	5.3	8.0	87.4	112.8	10.7	4.5	151.2	210.9	-59.7	318	238	4.3	11.6	600	11	37
1994	410	66.1	13.0	21.4	110.1	4.6	2.1	6.7	77.0	110.0	6.0	31.0	151.2	193.0	-41.8	320	253	3.3	13.6	430	7	37
1994	414	64.6	10.5	22.2	114.8	3.3	1.2	8.6	70.8	118.5	4.2	31.7	152.0	193.5	-41.5	345	259	4.1	13.4	380	7	39
1994	418	61.7	13.0	23.9	118.8	3.8	0.7	9.6	70.8	121.3	1.9	37.5	160.2	194.0	-33.8	370	274	4.4	12.2	400	13	41
1994	421	60.3	16.0	26.3	120.1	5.4	0.6	9.4	70.8	124.1	1.7	41.5	168.4	196.6	-28.2	371	277	4.9	14.8	400	8	56
1994	425	66.1	11.0	23.0	110.1	4.1	3.0	7.6	68.7	121.3	3.8	31.1	151.2	193.8	-42.6	325	249	4.1	14.4	440	5	40
1994	428	64.6	7.0	18.9	106.1	3.1	0.4	4.8	56.2	107.2	1.7	39.8	135.5	165.1	-29.6	318	270	3.9	13.5	360	5	5
1994	502	66.1	11.5	21.4	118.8	3.8	0.6	6.2	54.1	110.0	0.7	63.6	156.1	164.8	-8.7	346	284	4.4	13.3	790	6	38
1994	505	45.7	5.0	10.7	75.7	3.3	0.9	1.6	27.1	67.7	0.5	47.6	95.6	95.3	0.3	251	235	1.4	15.0	425	8	24
1994	509	35.5	4.0	7.4	57.9	4.3	2.9	0.2	18.7	45.1	0.6	47.8	76.5	64.4	12.1	185	183	2.2	13.9	470	14	20
1994	516	42.7	1.0	5.8	46.1	3.1	1.3	0.8	12.5	56.4	0.1	31.8	57.3	69.0	-11.7	166	158	1.2	12.6	365	9	17
1994	519	50.1	1.0	6.6	48.7	3.1	1.4	0.7	12.5	59.2	0.4	39.5	60.8	72.1	-11.3	187	180	1.4	12.6	385	9	18

ROLF runoff chemistry 1990-91 Units: µeq/L, µgAl/L, mgSiO₂/L, mgCl, µgN/L, µgP/L, µg/l

Date	H+	Ca	Mg	Na	K	NH ₄	Al	SO ₄	Cl	NO ₃	A-	SBC	SAA	ANC	RAL	ILAL	SiO ₂	TOC	TOTN	
1990	614	134.9	40.9	65.0	287.1	3.8	18.3	48.0	320.6	268.0	16.4	-7.0	415.1	605.0	-189.9	560	80	4.3	10.8	810
1990	711	70.8	7.5	9.9	102.2	0.5	3.8	9.2	43.7	79.0	1.8	79.4	123.9	124.5	-0.6	313	221	2.1	28.4	48
1990	817	131.8	18.0	30.4	155.3	10.7	10.5	16.5	124.9	205.9	17.9	24.5	224.9	348.7	-123.8	272	107	2.9	12.8	855
1990	823	58.9	5.5	7.4	73.5	3.8	13.8	5.9	60.4	56.4	2.0	50.0	104.0	118.8	-14.8	181	122	1.2	12.4	516
1990	907	55.0	4.5	5.8	66.1	1.5	8.9	5.9	37.5	48.0	1.3	60.9	86.8	86.8	0.0	211	152	1.9	13.7	512
1990	920	87.1	11.0	15.6	108.8	1.5	1.5	10.9	66.6	98.7	0.3	70.8	138.4	165.6	-27.2	297	188	4.1	20.2	431
1990	1005	85.1	12.0	20.6	109.2	2.0	1.1	11.7	27.1	149.5	5.0	60.1	144.9	181.6	-36.7	256	139	3.4	12.9	401
1990	1018	79.4	12.5	18.9	122.7	4.1	5.2	12.5	25.0	155.2	2.4	72.7	163.4	182.6	-19.2	301	176	4.5	17.1	534
1990	1101	91.2	10.5	18.1	125.7	3.1	0.9	9.3	62.5	149.5	6.4	40.4	158.3	218.4	-60.1	188	95	1.3	9.7	326
1990	1114	89.1	11.5	21.4	144.9	2.8	1.5	10.3	85.4	135.4	36.1	182.1	245.4	245.4	-63.3	238	135	2.5	10.9	630
1990	1129	81.3	10.5	17.3	132.2	3.1	1.5	9.4	68.7	104.4	13.9	68.3	164.6	187.0	-22.4	233	139	2.4	11.2	521
1990	1219	72.4	9.5	14.0	114.0	2.8	2.7	7.3	47.9	87.5	12.3	75.0	143.0	147.7	-4.7	239	166	2.7	14.1	506
1991	103	89.1	17.5	22.2	137.5	4.1	2.1	7.3	54.1	186.2	17.1	22.4	183.4	257.4	-74.0	129	56	0.6	4.5	383
1991	117	89.1	13.5	24.7	160.5	4.9	2.7	8.6	41.6	242.6	4.2	15.6	206.3	288.4	-82.1	164	78	1.2	6.3	239
1991	124	72.4	10.0	18.9	133.5	4.1	1.4	6.0	45.8	172.1	15.7	12.7	167.9	233.6	-65.7	139	79	1.0	5.8	464
1991	221	74.1	11.5	19.7	137.0	4.3	5.4	6.6	72.9	146.7	22.5	16.5	177.9	242.1	-64.2	162	96	1.6	7.3	605
1991	226	49.0	7.0	11.5	96.6	2.8	4.5	4.6	47.9	81.8	29.3	17.0	122.4	159.0	-36.6	130	84	0.8	6.1	630
1991	304	89.1	15.5	28.8	160.9	4.9	15.5	10.0	77.0	166.4	77.5	3.8	225.6	320.9	-95.3	159	59	0.6	4.7	1480
1991	314	81.3	12.5	23.9	130.9	4.9	16.9	9.5	145.7	64.9	65.3	4.0	189.1	275.9	-86.8	163	68	0.8	5.0	1330
1991	322	57.5	7.0	11.5	74.4	3.8	7.1	4.0	68.7	39.5	33.2	23.9	103.8	141.4	-37.6	108	68	0.6	5.6	723
1991	403	61.7	8.5	12.3	84.8	4.6	2.6	5.0	68.7	53.6	8.5	48.7	112.8	130.8	-18.0	183	133	1.3	11.0	461
1991	417	85.1	15.5	27.1	141.4	6.6	7.1	12.2	87.4	146.7	32.0	197.7	263.0	263.0	-65.3	224	102	1.5	10.3	725
1991	425	67.6	15.0	26.3	140.1	6.9	13.9	11.0	89.5	143.9	22.8	24.6	202.2	256.2	-54.0	213	103	1.6	9.3	738
1991	607	53.7	24.5	39.5	111.4	28.4	52.8	11.3	97.9	121.3	48.2	54.2	256.6	267.4	-10.8	192	79	1.1	18.1	2520
1991	613	91.2	13.5	19.7	109.6	2.0	1.3	7.3	110.3	79.0	7.6	47.7	146.1	196.9	-50.8	213	140	2.2	14.0	486

ROLF runoff chemistry 1991-92 Units: µeq/L, µgAl/l, mgSiO2/l, mgCl, µgN/l, µgP/l, µg/l

Date	H+	Ca	Mg	Na	K	NH4	Al	SO4	Cl	NO3	A-	SBC	SAA	ANC	RAL	ILAL	SiO2	TOC	TOTN	
1991	626	89.1	14.0	19.7	103.5	1.3	3.8	8.7	83.3	90.3	1.0	65.5	142.3	174.6	-32.3	299	212	3.4	29.2	389
1991	711	64.6	14.0	18.9	106.6	3.6	15.0	9.7	83.3	104.4	5.4	39.3	158.1	193.1	-35.0	336	239	3.3	21.4	69
1991	829	83.2	29.9	37.0	99.6	14.6	26.3	10.8	116.6	118.5	45.0	21.3	207.4	280.1	-72.7	170	62	1.0	12.6	1690
1991	919	177.8	32.9	61.7	188.4	8.7	2.7	52.7	274.8	217.2	2.5	30.4	294.4	494.5	-200.1	710	183	6.5	17.6	596
1991	926	131.8	20.5	38.7	164.0	4.3	1.4	17.2	135.3	197.5	0.6	44.5	228.9	333.4	-104.5	425	253	5.0	19.1	374
1991	930	85.1	10.0	14.8	94.4	2.3	1.4	3.9	58.3	121.3	1.4	30.9	122.9	181.0	-58.1	179	140	1.4	19.2	333
1991	1004	85.1	11.0	16.5	105.7	2.6	1.1	7.8	43.7	124.1	0.4	61.6	136.9	168.2	-31.3	326	248	2.9	17.1	387
1991	1017	102.3	13.5	23.0	133.5	4.1	1.0	7.7	87.4	152.3	2.9	42.5	175.1	242.6	-67.5	265	188	2.0	12.2	357
1991	1101	128.8	20.5	42.0	167.9	4.6	1.2	12.9	95.8	228.5	22.5	31.1	236.2	346.8	-110.6	346	217	2.1	15.3	665
1991	1113	100.0	14.0	32.1	157.9	5.4	0.9	8.1	52.0	234.1	15.0	17.3	210.3	301.1	-90.8	202	121	0.9	7.4	393
1991	1129	117.5	18.0	37.0	180.1	5.1	0.9	12.2	99.9	211.6	41.8	17.5	241.1	353.3	-112.2	282	160	1.6	9.5	776
1992	103	95.5	13.5	28.8	160.9	5.1	0.8	7.1	64.5	234.1	7.6	5.5	209.1	306.2	-97.1	209	138	1.8	8.4	317
1992	116	97.7	16.5	33.7	171.4	6.1	4.1	7.9	52.0	282.1	2.3	1.0	231.8	336.4	-104.6	240	161	2.2	9.4	272
1992	213	125.9	21.0	48.5	218.8	6.9	1.0	15.8	106.2	259.5	51.4	20.8	296.2	417.1	-120.9	334	176	2.2	9.9	969
1992	306	112.2	21.0	41.1	198.8	8.4	22.3	11.4	95.8	262.4	32.1	24.9	291.6	390.3	-98.7	304	190	2.9	10.6	974
1992	320	95.5	11.0	22.2	167.5	6.9	1.1	7.2	97.9	166.4	23.6	23.5	208.7	287.9	-79.2	238	166	1.5	10.2	548
1992	326	63.1	7.5	13.2	111.4	4.6	1.3	3.3	64.5	84.6	5.3	50.0	138.0	154.4	-16.4	220	187	1.2	13.6	347
1992	424	57.5	6.0	12.3	104.4	3.6	5.1	1.7	50.0	70.5	1.4	68.7	131.4	121.9	9.5	254	237	1.8	16.1	561
1992	506	57.5	5.5	12.3	94.0	2.8	2.7	4.3	39.6	76.2	1.3	62.0	117.3	117.1	0.2	279	236	1.4	16.6	368

ROLF runoff chemistry 1992-93 Units: µeq/L, µgAl/L, mgSiO₂/L, mgCl/L, µgN/L, µgP/L, µg/l

Date	H+	Ca	Mg	Na	K	NH ₄	Al	SO ₄	Cl	NO ₃	A-	SBC	SAA	ANC	RAL	ILAL	SiO ₂	TOC	TOTN	
1992	717	169.8	36.9	84.7	212.3	65.7	77.8	40.3	391.4	146.7	107.1	42.3	477.4	645.2	-167.8	600	197	4.7	23.0	3310
1992	731	125.9	22.0	47.7	196.6	36.3	27.8	20.1	249.8	152.3	8.8	65.5	330.4	410.9	-80.5	484	283	7.0	17.0	1030
1992	821	87.1	14.5	24.7	87.9	26.6	22.8	6.1	81.2	101.6	26.1	60.8	176.5	208.9	-32.4	332	271	3.9	23.0	1170
1992	828	70.8	10.5	17.3	87.0	13.0	5.5	3.1	43.7	59.2	2.4	101.9	133.3	105.3	28.0	308	277	2.1	23.5	581
1992	909	93.3	16.0	28.8	126.6	15.9	7.0	5.6	58.3	174.9	10.3	49.7	194.3	243.5	-49.2	312	256	2.4	17.0	687
1992	918	100.0	18.0	29.6	131.4	18.4	8.0	10.4	43.7	208.8	3.9	59.4	205.4	256.4	-51.0	363	259	2.9	17.0	482
1992	1030	85.1	14.0	30.4	136.2	13.0	14.1	7.0	93.7	152.3	8.4	45.4	207.7	254.4	-46.7	293	223	2.8	12.1	575
1992	1113	74.1	9.0	19.7	105.3	10.5	9.6	5.4	68.7	115.7	13.2	36.0	154.1	197.6	-43.5	251	197	1.4	12.0	560
1992	1127	29.5	6.0	11.5	73.5	8.4	8.1	2.4	47.9	64.9	16.7	9.9	107.5	129.5	-22.0	170	146	0.8	9.0	565
1992	1204	63.1	6.5	14.0	82.2	8.7	7.4	2.9	41.6	110.0	17.4	15.8	118.8	169.0	-50.2	123	94	0.5	5.9	500
1993	107	93.3	32.9	67.5	267.5	17.9	52.1	19.4	141.6	338.5	72.5	-2.0	437.9	552.6	-114.7	313	119	0.9	6.0	2065
1993	120	117.5	30.9	75.7	302.3	17.9	22.0	1.9	85.4	493.7	18.2	-29.1	448.8	597.3	-148.5	105	86	0.7	3.3	680
1993	410	97.7	20.5	46.1	299.3	18.9	22.1	14.9	152.0	279.3	54.3	33.9	406.9	485.6	-78.7	298	149	1.7	8.0	1350
1993	426	93.3	19.0	39.5	268.8	16.6	20.3	10.7	179.1	231.3	50.0	7.8	364.2	460.4	-96.2	284	177	1.9	9.7	1280

ROLF runoff chemistry 1993-94 Units: µeq/L, µgAl/L, mgSiO2/L, mgCl/L, µgN/L, µgP/L, µg/L

Date	H+	Ca	Mg	Na	K	NH4	Al	SO4	Cl	NO3	A-	SBC	SAA	ANC	RAL	ILAL	SiO2	TOC	TOTN	TOTP	F	
1993	714	109.6	30.9	57.6	194.9	14.6	53.6	17.0	233.2	132.6	50.0	62.4	351.6	415.8	-64.2	376	206	4.3	15.7	2200	23.0	80
1993	806	147.9	35.4	69.9	289.7	6.1	9.2	15.2	324.8	203.1	8.9	36.6	410.3	536.8	-126.5	460	308	6.4	17.0	830	13.0	47
1993	820	100.0	20.0	35.4	251.4	6.1	9.4	10.9	120.8	180.5	2.6	129.3	322.3	303.9	18.4	505	396	6.8	25.5	650	8.0	66
1993	916	109.6	26.4	51.0	266.7	4.6	1.5	12.5	218.6	228.5	1.2	24.0	350.2	448.3	-98.1	508	383	7.3	17.5	570	8.0	15
1993	920	81.3	16.0	23.9	192.7	4.1	3.9	5.5	77.0	135.4	1.4	113.6	240.6	213.8	26.8	411	356	4.7	24.5	585	12.0	66
1993	1007	66.1	9.5	11.5	130.5	3.1	2.9	2.0	60.4	67.7	3.9	93.6	157.5	132.0	25.5	295	275	1.9	21.0	545	9.0	12
1993	1014	57.5	11.0	11.5	127.9	4.3	2.9	1.4	39.6	59.2	1.5	116.2	157.6	100.3	57.3	397	383	2.6	28.0	565	8.0	26
1993	1021	49.0	6.5	12.3	127.9	4.3	5.5	0.0	33.3	62.1	4.1	106.0	156.5	99.5	57.0	145	120	0.6	8.3	1270	6.0	31
1993	1111	85.1	13.0	23.9	121.8	6.6	10.5	2.5	114.5	64.9	58.5	25.5	175.8	237.9	-62.1	145	120	0.6	8.3	1270	6.0	31
1993	1118	60.3	11.0	17.3	114.8	5.6	5.9	2.3	60.4	93.1	11.8	51.9	154.6	165.3	-10.7	261	238	1.6	13.5	560	7.0	25
1993	1209	79.4	12.0	20.6	104.0	6.6	15.4	4.6	87.4	87.5	33.9	33.8	158.6	208.8	-50.2	213	167	0.9	9.7	935	5	29
1994	310	64.6	10.5	21.4	118.8	8.4	17.6	5.9	62.5	104.4	45.0	35.3	176.7	211.9	-35.2	155	96	0.9	7.1	1115	7	43
1994	317	64.6	11.0	21.4	123.5	11.3	18.4	3.5	68.7	121.3	30.3	33.4	185.6	220.3	-34.7	190	155	1.1	9.3	1000	6	70
1994	324	69.2	9.5	22.2	120.5	9.7	19.1	2.9	68.7	118.5	42.8	23.1	181.0	230.0	-49.0	167	138	1.0	6.8	1105	4	37
1994	328	67.6	11.5	20.6	120.1	10.5	18.3	2.2	64.5	110.0	34.6	41.7	181.0	209.1	-28.1	175	153	1.1	8.0	940	5	26
1994	406	64.6	8.0	20.6	110.1	7.2	19.5	2.0	79.1	112.8	37.5	2.6	165.4	229.4	-64.0	117	97	0.4	6.0	1010	4	25
1994	410	70.8	11.0	20.6	99.2	8.7	18.6	3.2	85.4	90.3	65.3	-8.9	158.1	241.0	-82.9	118	86	0.4	5.4	1400	3	26
1994	414	43.6	4.5	7.4	51.3	4.9	15.6	0.2	41.6	39.5	23.9	22.5	83.7	105.0	-21.3	108	106	0.4	6.5	695	9	17
1994	418	32.4	1.5	4.9	34.4	3.6	13.1	0.1	31.2	25.4	13.6	19.8	57.5	70.2	-12.7	103	102	0.3	7.1	620	6	19
1994	421	33.1	7.0	5.8	36.1	4.1	18.8	-0.1	39.6	22.6	21.8	20.8	71.8	84.0	-12.2	99	100	0.4	7.0	820	6	18
1994	425	38.9	9.5	7.4	36.5	5.1	20.5	0.6	45.8	19.7	22.8	30.2	79.0	88.3	-9.3	109	103	0.4	8.0	880	9	19
1994	428	43.6	4.5	9.0	41.8	5.4	19.0	0.0	45.8	25.4	27.8	24.3	79.7	99.0	-19.3	116	116	0.5	8.8	1100	33	18
1994	502	46.8	6.5	9.0	49.6	5.6	14.0	0.5	39.6	28.2	17.5	46.7	84.7	85.3	-0.6	160	155	0.7	11.6	510	13	22
1994	505	39.8	8.5	9.9	54.8	6.9	18.6	1.6	39.6	33.9	10.1	56.5	98.7	83.6	15.1	198	182	0.9	14.9	820	27	30
1994	509	87.1	17.5	32.1	114.0	10.0	15.7	5.5	91.6	76.2	83.5	30.6	189.3	251.3	-62.0	208	153	1.3	10.5	1790	8	108
1994	516	52.5	11.5	23.9	103.5	9.5	25.0	6.0	79.1	87.5	33.9	31.4	173.4	200.5	-27.1	243	183	1.6	12.7	1180	20	30

CECILIE runoff chemistry 1991-94 Units: µeq/L, µgAl/l, mgSiO2/l, mgCl, µgN/l, µgP/l, µg/l

Date	H+	Ca	Mg	Na	K	NH4	Al	SO4	Cl	NO3	A-	SBC	SAA	ANC	RAL	ILAL	SiO2	TOC	TOTN	TOTP	F
1991	611	114.8	16.5	31.3	127.9	3.1	4.3	34.5	143.7	112.8	24.6	51.3	183.1	281.1	-98.0	575	230	3.3	14.4	744	
1991	613	97.7	12.5	21.4	116.1	2.0	1.9	12.6	114.5	81.8	14.1	53.8	153.9	210.4	-56.5	372	246	2.5	16.9	576	
1991	930	95.5	9.5	14.0	94.8	2.6	2.6	6.3	70.8	104.4	1.9	48.2	123.5	177.1	-53.6	331	268	1.9	16.7	299	
1991	1101	123.0	15.0	35.4	147.0	5.4	2.1	25.0	99.9	132.6	20.3	100.1	204.9	252.8	-47.9	602	352	2.7	16.6	665	
1992	717	141.2	25.0	51.8	123.1	41.7	76.4	34.9	199.9	112.8	169.6	11.8	318.0	482.3	-164.3	580	231	5.1	16.0	4120	
1992	821	128.8	24.5	44.4	132.7	10.5	5.5	30.0	152.0	143.9	48.6	31.9	217.6	344.5	-126.9	554	254	3.5	19.8	1710	
1992	828	89.1	8.5	14.8	103.1	1.8	1.5	5.7	66.6	79.0	0.6	78.3	129.7	146.2	-16.5	432	375	3.2	23.5	500	
1992	909	123.0	20.5	43.6	193.1	6.6	4.9	16.1	97.9	253.9	29.3	26.7	268.7	381.1	-112.4	359	198	1.8	11.3	629	
1992	918	109.6	17.0	28.0	131.8	5.1	10.8	16.0	62.5	191.8	14.7	49.3	192.7	269.0	-76.3	474	314	3.4	19.2	980	
1993	426	123.0	13.5	37.8	222.7	12.5	0.6	25.7	189.5	242.6	55.0	-51.3	287.1	487.1	-200.0	481	224	2.6	9.0	1090	
1993	714	125.9	39.4	52.6	110.5	13.6	5.6	42.2	116.6	101.6	80.7	90.9	221.7	298.9	-77.2	648	226	3.7	12.6	2950	
1993	806	104.7	23.0	24.7	92.7	4.9	2.0	13.2	120.8	81.8	33.9	28.7	147.3	236.5	-89.2	340	208	3.0	11.0	980	
1993	820	95.5	25.0	29.6	142.2	7.2	13.6	16.7	160.3	138.2	12.9	18.4	217.6	311.4	-93.8	439	272	4.2	15.0	870	
1993	916	112.2	30.9	46.1	200.1	6.1	2.6	64.6	191.5	228.5	18.2	24.4	285.8	438.2	-152.4	680	34	4.6	12.5	810	
1993	920	125.9	26.9	38.7	237.1	3.6	2.0	26.0	160.3	228.5	3.6	67.8	308.3	392.4	-84.1	658	398	5.6	17.5	575	
1993	1007	102.3	11.5	17.3	169.2	2.8	1.2	5.4	108.3	135.4	3.0	63.0	202.0	246.7	-44.7	408	354	2.9	19.0	545	
1993	1014	74.1	14.5	14.8	135.7	3.1	1.6	6.6	95.8	90.3	4.9	59.4	169.7	191.0	-21.3	410	344	2.7	18.5	580	
1993	1021	79.4	8.0	14.0	142.7	2.8	0.6	0.0	75.0	95.9	4.9	71.7	168.1	175.8	-7.7	187	143	0.7	7.3	1020	
1993	1111	85.1	14.0	18.9	107.0	6.1	13.2	4.4	116.6	79.0	36.1	17.0	159.2	231.7	-72.5	328	261	1.7	10.6	590	
1993	1118	79.4	21.0	20.6	122.7	4.1	0.9	6.7	93.7	107.2	20.0	34.5	169.3	220.9	-51.6	328	261	1.7	10.6	590	
1994	324	70.8	11.5	18.1	113.1	7.2	8.2	4.8	64.5	112.8	32.1	24.3	158.1	209.4	-51.3	227	179	1.3	6.8	755	
1994	328	72.4	11.0	18.1	107.0	7.4	7.1	5.0	60.4	95.9	35.7	36.0	150.6	192.0	-41.4	243	193	1.3	7.2	790	
1994	406	69.2	10.5	22.2	112.7	6.1	15.3	5.1	83.3	121.3	47.5	-11.0	166.8	252.1	-85.3	156	105	0.5	5.3	1100	
1994	410	60.3	6.0	11.5	62.6	4.9	17.8	2.8	70.8	56.4	47.5	-8.8	102.8	174.7	-71.9	106	78	0.3	3.8	1030	
1994	414	33.1	2.5	4.1	32.2	2.3	4.9	0.8	25.0	31.0	13.6	10.3	46.0	69.6	-23.6	86	78	0.3	3.9	390	
1994	418	28.2	1.0	2.5	20.4	1.8	4.4	0.4	18.7	22.6	8.9	8.5	30.1	50.2	-20.1	76	72	0.2	4.5	385	
1994	421	50.1	10.0	9.0	42.6	3.6	23.6	2.2	52.0	36.7	43.6	8.8	88.8	132.3	-43.5	139	117	0.5	6.4	1170	
1994	425	47.9	6.0	8.2	51.3	4.1	4.9	2.0	45.8	50.8	22.5	5.3	74.5	119.1	-44.6	129	109	0.5	6.6	605	
1994	428	70.8	9.0	13.2	66.1	4.6	0.7	3.3	66.6	56.4	23.9	20.8	93.6	146.9	-53.3	223	190	1.0	10.1	635	
1994	502	50.1	21.0	12.3	73.1	6.1	2.0	3.1	54.1	56.4	4.1	53.1	114.5	114.6	-0.1	249	218	1.2	12.5	375	
1994	505	52.5	11.0	10.7	70.5	5.9	1.5	3.5	50.0	56.4	1.1	48.1	99.6	107.5	-7.9	268	233	1.1	14.0	440	
1994	509	95.5	19.5	24.7	88.3	7.2	13.0	9.1	97.9	70.5	81.8	7.1	152.7	250.2	-97.5	264	173	1.2	10.0	1580	
1994	516	75.9	17.0	26.3	116.1	8.2	8.3	10.3	99.9	95.9	48.9	17.4	175.9	244.7	-68.8	312	209	1.8	11.5	1140	

METTE runoff chemistry 1991-94 Units: µeq/l, µgAl/l, mgSiO2/l, mgCl, µgN/l, µgP/l, µg/l

	Date	H+	Ca	Mg	Na	K	NH4	Al	SO4	Cl	NO3	A-	SBC	SAA	ANC	RAL	ILAL	SiO2	TOC	TOTN	TOTP	F
1991	611	66.1	11.5	17.3	47.0	8.9	8.7	4.9	62.5	33.9	41.8	26.2	93.4	138.2	-44.8	122	73	0.9	8.6	1090		
1991	613	69.2	8.0	12.3	56.1	1.8	1.3	3.1	72.9	33.9	8.8	36.2	79.5	115.6	-36.1	136	105	1.1	10.4	474		
1991	930	57.5	4.0	5.8	40.5	2.0	1.1	1.9	39.6	50.8	1.6	20.8	53.4	92.0	-38.6	111	92	0.4	9.6	266		
1991	1101	104.7	10.0	23.0	104.4	6.9	5.6	7.7	85.4	135.4	26.1	15.4	149.9	246.9	-97.0	210	133	1.1	9.4	696		
1992	821	87.1	17.5	24.7	98.7	8.4	7.1	15.0	77.0	112.8	12.9	55.8	156.4	202.7	-46.3	484	334	3.1	25.8	1260		
1992	828	85.1	7.0	14.8	83.5	2.3	1.2	6.8	62.5	64.9	1.7	71.6	108.8	129.1	-20.3	467	399	2.4	24.5	509		
1992	909	89.1	10.5	24.7	130.1	4.9	2.7	10.8	47.9	166.4	14.6	43.9	172.9	228.9	-56.0	455	347	3.0	16.8	639		
1992	918	91.2	9.0	18.9	100.9	3.6	2.1	16.1	25.0	166.4	0.9	49.5	134.5	192.3	-57.8	484	323	3.6	16.4	393		
1993	426	79.4	24.5	41.1	251.0	7.7	0.5	20.4	158.2	208.8	27.1	30.5	324.8	394.1	-69.3	431	227	2.4	8.2	610		
1993	714	95.5	36.9	42.0	120.1	21.5	24.4	10.0	99.9	118.5	74.3	57.7	244.9	292.7	-47.8	269	169	1.9	22.6	2260		
1993	820	104.7	18.0	32.9	213.6	11.3	6.6	30.0	154.1	203.1	0.8	59.1	282.4	358.0	-75.6	828	528	8.6	28.0	730	11	64
1993	916	107.1	17.5	36.2	216.6	2.3	1.5	39.2	220.7	200.3	0.4	-1.0	274.1	421.4	-147.3	830	438	7.1	13.5	460	5	70
1993	920	89.1	11.5	19.7	177.5	3.1	1.2	15.3	93.7	141.0	0.6	82.1	213.0	235.3	-22.3	584	431	4.9	17.5	430	5	18
1993	1007	81.3	8.0	14.8	145.7	2.8	1.4	5.3	89.5	98.7	2.9	68.2	172.7	191.1	-18.4	436	383	2.4	19.0	485	7	18
1993	1014	58.9	8.5	10.7	120.9	3.1	1.0	4.6	64.5	70.5	0.6	72.1	144.2	135.6	8.6	449	403	2.4	18.5	460	6	34
1993	1021	58.9	2.0	11.5	122.7	2.3	0.8	0.0	60.4	64.9	1.4	71.5	139.3	126.7	12.6	150	123	0.5	7.7	1040	6	28
1993	1111	93.3	14.0	21.4	96.1	10.7	8.7	2.7	110.3	70.5	44.6	21.5	150.9	225.4	-74.5	150	123	0.5	7.7	1040	6	28
1993	1118	72.4	8.5	18.9	116.6	4.1	0.9	18.1	87.4	101.6	5.9	44.6	149.0	194.9	-45.9	347	166	1.8	10.4	330	4	34
1993	1209	83.2	8.0	18.9	90.5	6.6	7.4	6.8	87.4	79.0	37.8	17.2	131.4	204.2	-72.8	239	171	0.9	8.8	855	4	35
1994	310	25.7	4.5	9.9	36.5	2.8	6.0	3.5	27.1	33.9	9.1	18.8	59.7	70.1	-10.4	123	88	0.4	4.3	395	4	12
1994	324	74.1	9.0	21.4	113.5	8.9	10.1	8.5	70.8	115.7	36.1	22.9	162.9	222.6	-59.7	272	187	1.1	6.5	810	2	34
1994	328	75.9	10.5	23.0	117.0	8.9	7.0	10.4	75.0	112.8	34.6	30.3	166.4	222.4	-56.0	315	211	1.4	6.7	860	3	43
1994	406	61.7	12.5	17.3	89.2	10.5	29.7	2.5	66.6	112.8	55.3	-11.3	159.2	234.7	-75.5	86	61	0.2	4.9	1400	6	19
1994	410	69.2	8.5	15.6	82.2	8.9	18.1	3.4	77.0	76.2	58.2	-5.5	133.3	211.4	-78.1	140	106	0.3	5.0	1180	2	25
1994	414	42.7	5.0	6.6	46.5	5.1	10.4	1.5	37.5	39.5	21.1	19.7	73.6	98.1	-24.5	137	122	0.4	6.3	610	4	16
1994	418	33.9	2.0	4.1	31.8	3.8	14.7	0.4	29.1	28.2	12.5	20.9	56.4	69.8	-13.4	104	100	0.3	6.4	510	5	19
1994	421	42.7	5.5	7.4	42.6	5.1	7.7	1.8	43.7	28.2	20.3	20.6	68.3	92.2	-23.9	166	148	0.5	7.5	615	4	17
1994	425	58.9	7.0	12.3	65.3	7.7	14.8	2.8	58.3	59.2	41.4	9.9	107.1	158.9	-51.8	137	109	0.4	6.0	1010	6	26
1994	428	47.9	3.0	8.2	39.6	5.4	4.6	2.5	41.6	28.2	22.1	19.3	60.8	91.9	-31.1	183	158	0.5	7.5	580	3	17
1994	502	49.0	6.0	8.2	46.1	5.4	1.9	2.8	41.6	31.0	13.2	33.6	67.6	85.8	-18.2	215	187	0.6	8.8	485	6	25
1994	505	45.7	7.0	9.0	47.9	5.1	2.6	3.8	47.9	33.9	10.4	28.9	71.6	92.2	-20.6	228	190	0.8	9.3	450	6	17
1994	509	75.9	14.0	22.2	74.4	9.2	15.9	6.9	70.8	64.9	63.2	19.6	135.7	198.9	-63.2	260	191	1.0	10.2	1380	5	34
1994	516	74.1	12.0	21.4	80.0	8.9	1.8	8.0	72.9	81.8	42.1	9.4	124.1	196.8	-72.7	312	232	1.7	10.0	920	6	30

PART 4 INPUT - OUTPUT BUDGETS

Flux and concentrations units meq/m²/yr and ueq/l
EGIL summer 90 01 Jun 90 to 29 Nov 90

06/14 94
concentrations

	Input					Total	Output	06/14 94 concentrations			
	Wet	Dry						Wet	In	Out	
	mar.	part.	gases	subtot.				Total			
H2O	1011				1011	1006	H2O				
H+	62	0	1	19	20	86	H+	61	81	85	
Na	61	-12	0	0	-12	49	62	Na	60	49	62
K	2	0	0	0	0	1	2	K	2	1	2
Ca	5	0	0	0	0	5	12	Ca	5	5	12
Mg	15	-3	0	0	-3	12	16	Mg	14	12	16
Al	0	0	0	0	0	0	9	Al	0	0	9
NH4	28	0	4	0	4	32	4	NH4	27	31	4
NO3	30	0	0	11	11	41	20	NO3	30	41	20
Cl	77	-14	0	0	-14	63	63	Cl	76	62	63
SO4	67	-1	5	8	12	78	82	SO4	66	77	82
A-	-2	0	0	0	0	-2	26	A-	-1	-2	26
sum+	172	-15	5	19	9	181	191	sum+	170	179	190
sum-	172	-15	5	19	9	181	191	sum-	170	179	190
SBC	110	-15	4	0	-11	99	96	SBC	109	98	95
SSA	173	-15	5	19	9	182	165	SSA	171	181	164
alk	-63	0	-1	-19	-20	-83	-69	alk	-63	-83	-69
TOC							9.3	TOC	mgC/l	0.0	9.2
SiO2							2.3	SiO2	mgSiO ₂ /l	0.0	2.3
c.d.							2.8	c.d.	0.0	0.0	2.8
RAL							213	RAL	μgAl/l		212
ILAL							123	ILAL	μgAl/l		122

Flux and concentrations units meq/m ² /yr and ueq/l EGIL winter 91 30 Nov 90 to 13 Jun 91							06/14 94 concentrations				
	Input					Total	Output	In			Out
	Wet	Dry						Wet	Total		
	mar.	part.	gases	subtot.							
H2O	615				615	701	H2O				
H+	41	0	0	0	0	41	60	H+	66	66	86
Na	76	4	0	0	4	80	80	Na	124	130	114
K	2	0	0	0	0	2	2	K	3	3	3
Ca	5	0	0	0	0	5	13	Ca	7	8	19
Mg	18	1	0	0	1	19	19	Mg	30	31	27
Al	0	0	0	0	0	0	20	Al	0	0	29
NH4	18	0	0	0	0	18	4	NH4	29	29	6
NO3	24	0	0	0	0	24	22	NO3	38	38	31
Cl	92	4	0	0	4	96	96	Cl	149	156	137
SO4	49	0	0	0	0	50	64	SO4	80	81	91
A-	-5	0	0	0	0	-5	16	A-	-8	-8	23
sum+	160	5	0	0	5	165	198	sum+	260	268	282
sum-	160	5	0	0	5	165	198	sum-	260	268	282
SBC	119	5	0	0	5	124	118	SBC	194	201	168
SSA	165	5	0	0	5	169	182	SSA	268	275	260
alk	-46	0	0	0	0	-45	-64	alk	-74	-74	-91
TOC							4.0	TOC	mgC/l	0.0	5.7
SiO2							1.2	SiO2	mgSiO2	0.0	1.7
c.d.							4.0	c.d.	0.0	0.0	4.0
RAL							181	RAL	µgAl/l		258
ILAL							64	ILAL	µgAl/l		91

Flux and concentrations units meq/m²/yr and ueq/l
EGIL year 90-91 01 June 1990 to 13 June 1991

11/11 94
concentrations

	Input					Total	Output	11/11 94 concentrations			
	Wet	Dry						Wet	In	Out	
	mar.	part.	gases	subtot.							
H2O	1625				1625	1707	H2O	1625	1625	1707	
H+	103	0	1	19	20	123	146	H+	63	75	86
Na	137	26	0	0	26	163	142	Na	84	100	83
K	4	1	0	0	1	4	4	K	2	3	2
Ca	10	1	0	0	1	11	25	Ca	6	7	15
Mg	33	6	0	0	6	39	35	Mg	20	24	21
Al	0	0	0	0	0	0	29	Al	0	0	17
NH4	46	0	4	0	4	50	8	NH4	28	31	5
NO3	54	0	0	11	11	65	42	NO3	33	40	25
Cl	168	30	0	0	30	198	159	Cl	104	122	93
SO4	116	3	5	8	16	132	146	SO4	71	81	86
A-	-6	0	0	0	0	-6	42	A-	-4	-4	25
sum+	332	33	5	19	57	389	389	sum+	204	239	228
sum-	332	33	5	19	57	389	389	sum-	204	239	228
SBC	229	33	4	0	37	266	214	SBC	141	164	125
SSA	338	33	5	19	57	395	347	SSA	208	243	203
alk	-109	0	-1	-19	-20	-129	-133	alk	-67	-79	-78
TOC							13	TOC	mgC/l		7.8
SiO2							4	SiO2	mgSiO2/l		2.1
c.d.							7	c.d.			3.2
RAL							394	RAL	µgAl/l		231
ILAL							187	ILAL	µgAl/l		110

Flux and concentrations units meq/m²/yr and ueq/l
EGIL summer 91 14 Jun 91 to 05 Dec 91

06/14 94
concentrations

	Input					Total	Output	06/14 94 concentrations			
	Wet	Dry						Wet	In	Out	
	mar.	part.	gases	subtot.							
H2O	619				619	566	H2O				
H+	28	0	1	19	20	48	50	H+	45	78	88
Na	32	22	0	0	22	54	51	Na	51	87	90
K	1	0	0	0	0	2	2	K	2	3	4
Ca	3	1	0	0	1	4	7	Ca	4	6	12
Mg	8	5	0	0	5	13	11	Mg	13	21	19
Al	0	0	0	0	0	0	6	Al	0	0	11
NH4	15	0	4	0	4	19	2	NH4	23	30	4
NO3	22	0	0	11	11	33	12	NO3	36	53	21
Cl	39	26	0	0	26	65	65	Cl	63	105	115
SO4	32	3	5	8	16	48	44	SO4	52	77	78
A-	-7	0	0	0	0	-7	8	A-	-11	-11	14
sum+	86	28	5	19	52	139	129	sum+	139	224	228
sum-	86	28	5	19	52	139	129	sum-	139	224	228
SBC	58	28	4	0	32	91	73	SBC	94	146	129
SSA	93	28	5	19	52	146	121	SSA	151	235	214
alk	-35	0	-1	-19	-20	-55	-48	alk	-57	-89	-85
TOC							4.6	TOC	mgC/l	0.0	8.1
SiO2							1.2	SiO2	mgSiO2	0.0	2.1
c.d.							1.7	c.d.	0.0	0.0	1.7
RAL							149	RAL	μgAl/l		263
ILAL							89	ILAL	μgAl/l		157

Flux and concentrations units meq/m²/yr and ueq/l
EGIL winter 92 06 Dec 91 to 17 May 92

06/14 94
concentrations

	Input					Total	Output		06/14 94 concentrations		
	Wet	Dry					Wet	In	Out		
	mar.	part.	gases	subtot.				Total			
H2O	389					389	382	H2O			
H+	18	0	0	0	0	18	27	H+	45	45	71
Na	17	13	0	0	13	30	32	Na	44	78	84
K	1	0	0	0	0	1	2	K	2	3	5
Ca	3	1	0	0	1	3	4	Ca	6	8	10
Mg	4	3	0	0	3	7	7	Mg	11	19	18
Al	0	0	0	0	0	0	3	Al	0	0	8
NH4	17	0	0	0	0	17	2	NH4	43	43	5
NO3	18	0	0	0	0	18	11	NO3	46	46	29
Cl	20	16	0	0	16	35	35	Cl	50	90	92
SO4	24	2	0	0	2	25	24	SO4	60	65	63
A-	-2	0	0	0	0	-2	7	A-	-5	-4	18
sum+	59	17	0	0	17	76	77	sum+	152	196	202
sum-	59	17	0	0	17	76	77	sum-	152	196	202
SBC	41	17	0	0	17	59	47	SBC	106	151	123
SSA	61	17	0	0	17	78	70	SSA	156	200	183
alk	-19	0	0	0	0	-19	-23	alk	-50	-50	-60
TOC							3.3	TOC	mgC/l	0.0	8.6
SiO2							0.6	SiO2	mgSiO ₂ /l	0.0	1.6
c.d.							2.1	c.d.	0.0	0.0	2.1
RAL							104	RAL	µgAl/l		272
ILAL							71	ILAL	µgAl/l		186

Flux and concentrations units meq/m2/yr and ueq/l
EGIL year 91-92 14 Jun 1991 to 17 May 1992

10/18 94
concentrations

	Input					Total	Output	10/18 94 concentrations			
	Wet	Dry		gases	subtot.			Wet	In	Out	
	mar.	part.									
H2O	1008					1008	948	H2O	1008	1008	948
H+	46	0	1	19	20	66	77	H+	45	65	81
Na	49	20	0	0	20	69	83	Na	48	69	88
K	2	0	0	0	0	3	4	K	2	3	4
Ca	5	1	0	0	1	6	11	Ca	5	6	12
Mg	12	5	0	0	5	17	18	Mg	12	17	19
Al	0	0	0	0	0	0	9	Al	0	0	9
NH4	31	0	4	0	4	35	4	NH4	31	35	4
NO3	40	0	0	11	11	51	23	NO3	39	50	24
Cl	59	24	0	0	24	83	100	Cl	58	82	105
SO4	56	2	5	8	15	71	68	SO4	55	71	72
A-	-9	0	0	0	0	-9	15	A-	-9	-9	16
sum+	145	26	5	19	50	196	206	sum+	144	194	217
sum-	145	26	5	19	50	196	206	sum-	144	194	217
SBC	100	26	4	0	30	130	120	SBC	99	129	127
SSA	154	26	5	19	50	205	191	SSA	153	203	201
alk	-55	0	-1	-19	-20	-75	-71	alk	-54	-74	-75
TOC							7.9	TOC	mgC/l		8.3
SiO2							1.8	SiO2	mgSiO2/l		1.9
c.d.							1.9	c.d.			1.9
RAL							253	RAL	µgAl/l		267
ILAL							160	ILAL	µgAl/l		169
TOTN								TOTN	µmol/l		0

Flux and concentrations units meq/m²/yr and ueq/l
EGIL summer 92 18 May 92 to 11 Dec 92

06/14 94
concentrations

	Input					Total	Output	06/14 94 concentrations		Out	
	Wet	Dry						Wet	Total		
	mar.	part.	gases	subtot.							
H2O	827				827	752	H2O				
H+	38	0	1	19	20	55	H+	46	70	73	
Na	45	11	0	0	11	55	Na	55	69	73	
K	2	0	0	0	0	2	K	2	3	3	
Ca	7	0	0	0	0	8	Ca	9	10	11	
Mg	10	3	0	0	3	13	Mg	12	16	16	
Al	0	0	0	0	0	0	Al	0	0	7	
NH4	19	0	4	0	4	23	NH4	24	28	3	
NO3	28	0	0	11	11	39	NO3	33	47	20	
Cl	50	13	0	0	13	63	Cl	60	76	84	
SO4	52	1	5	8	14	66	SO4	62	80	61	
A-	-7	0	0	0	0	-7	A-	-8	-8	20	
sum+	122	15	5	19	39	161	139	sum+	148	195	185
sum-	122	15	5	19	39	161	139	sum-	148	195	185
SBC	84	15	4	0	19	103	79	SBC	102	125	105
SSA	129	15	5	19	39	168	124	SSA	156	203	165
alk	-45	0	-1	-19	-20	-64	-45	alk	-54	-78	-60
TOC							7.7	TOC	mgC/l	0.0	10.2
SiO2							1.9	SiO2	mgSiO2	0.0	2.5
c.d.							1.9	c.d.	0.0	0.0	1.9
RAL							200	RAL	µgAl/l		266
ILAL							150	ILAL	µgAl/l		199
TOTN							452	TOTN	µmol/l		601

Flux and concentrations units meq/m²/yr and ueq/l
EGIL winter 93 12 Dec 92 to 14 May 93

06/14 94
concentrations

	Input					Total	Output	In			Out	
	Wet	Dry						Wet	Total			
	mar.	part.	gases	subtot.								
H2O	292					292	254	H2O				
H+	16	0	0	0	0	16	23	H+	56	56	91	
Na	34	9	0	0	9	43	41	Na	116	147	160	
K	1	0	0	0	0	1	1	K	4	5	4	
Ca	2	0	0	0	0	3	5	Ca	8	9	20	
Mg	8	2	0	0	2	10	8	Mg	26	33	32	
Al	0	0	0	0	0	0	4	Al	0	0	14	
NH4	9	0	0	0	0	9	2	NH4	33	33	6	
NO3	12	0	0	0	0	12	8	NO3	41	41	33	
Cl	40	11	0	0	11	51	51	Cl	138	174	199	
SO4	21	1	0	0	1	22	25	SO4	72	76	100	
A-	-2	0	0	0	0	-2	-1	A-	-8	-8	-5	
sum+	71	12	0	0	12	83	83	sum+	243	283	327	
sum-	71	12	0	0	12	83	83	sum-	243	283	327	
SBC	55	12	0	0	12	66	56	SBC	187	227	222	
SSA	73	12	0	0	12	85	84	SSA	251	291	332	
alk	-19	0	0	0	0	-19	-28	alk	-64	-64	-110	
TOC							1.3	TOC	mgC/l		5.0	
SiO2							0.9	SiO2	mgSiO2/l		3.5	
c.d.							-0.9	c.d.			-0.9	
RAL							67	RAL	µgAl/l		262	
ILAL							30	ILAL	µgAl/l		118	
TOTN							167	TOTN	µmol/l		658	

Flux and concentrations units meq/m²/yr and ueq/l
EGIL year 92-93 18 May 1992 to 14 May 1993

10/18 94
concentrations

	Input					Total	Output	10/18 94 concentrations			
	Wet	Dry		gases	subtot.			Wet	In	Out	
	mar.	part.							Total		
H2O	1119					1119	1006	H2O	1119	1119	1006
H+	54	0	1	19	20	74	78	H+	49	66	78
Na	79	20	0	0	20	100	96	Na	71	89	95
K	3	0	0	0	0	4	3	K	3	3	3
Ca	10	1	0	0	1	11	13	Ca	9	9	13
Mg	18	5	0	0	5	23	20	Mg	16	20	20
Al	0	0	0	0	0	0	9	Al	0	0	9
NH4	29	0	4	0	4	33	4	NH4	26	29	3
NO3	40	0	0	11	11	51	23	NO3	36	45	23
Cl	90	24	0	0	24	114	114	Cl	80	102	113
SO4	73	2	5	8	15	88	71	SO4	65	79	71
A-	-9	0	0	0	0	-9	14	A-	-8	-8	14
sum+	193	26	5	19	50	244	222	sum+	173	218	221
sum-	193	26	5	19	50	244	222	sum-	173	218	221
SBC	139	26	4	0	30	169	135	SBC	124	151	134
SSA	202	26	5	19	50	253	208	SSA	181	226	207
alk	-63	0	-1	-19	-20	-83	-73	alk	-57	-74	-73
TOC							9.0	TOC mgC/l			8.9
SiO2							2.8	SiO2 mgSiO2/l			2.8
c.d.							1.5	c.d.			1.5
RAL							267	RAL µgAl/l			265
ILAL							180	ILAL µgAl/l			179
TOTN							619	TOTN µmol/l			615

Flux and concentrations units meq/m2/yr and ueq/l							06/14 94 concentrations				
EGIL summer 93 15 May 93 to 02 Dec 93											
	Input				Total	Output	In			Out	
	Wet	Dry					Wet	Total			
	mar.	part.	gases	subtot.							
H2O	399				399	315	H2O				
H+	17	0	0	1	19	30	H+	43	91	94	
Na	21	10	0	0	0	21	35	Na	53	53	112
K	2	0	0	0	0	2	1	K	4	4	4
Ca	3	0	0	0	0	3	5	Ca	8	8	17
Mg	5	2	0	0	0	5	8	Mg	13	13	26
Al	0	0	0	0	0	0	5	Al	0	0	17
NH4	11	0	0	4	0	11	2	NH4	26	26	8
NO3	13	0	0	0	11	24	9	NO3	31	59	30
Cl	24	11	0	0	0	24	36	Cl	61	61	113
SO4	24	1	0	5	8	32	39	SO4	60	80	124
A-	-2	0	0	0	0	-2	3	A-	-5	-5	10
sum+	59	13	0	5	19	78	87	sum+	147	195	277
sum-	59	13	0	5	19	78	87	sum-	147	195	277
SBC	41	13	0	4	0	41	52	SBC	104	104	166
SSA	61	13	0	5	19	80	84	SSA	152	200	267
alk	-19	0	0	-1	-19	-38	-32	alk	-48	-96	-101
TOC							2.8	TOC	mgC/l		8.9
SiO2							1.1	SiO2	mgSiO2/l		3.4
c.d.							1.1	c.d.			1.1
RAL							121	RAL	µgAl/l		384
ILAL							69	ILAL	µgAl/l		217
TOTN							281	TOTN	µmol/l		893

Flux and concentrations units meq/m2/yr and ueq/l
 EGIL winter 94 03 Dec 93 to 26 May 94

10/04 94
 concentrations

	Input					Total	Output	10/04 94 concentrations			
	Wet	Dry	gases		subtot.			Wet	In	Out	
	mar.	part.									
H2O	394				394	402	H2O				
H+	16	0	1	19	20	36	31	H+	42	92	77
Na	21	13	0	0	13	34	40	Na	53	85	99
K	1	0	0	0	0	1	2	K	2	2	6
Ca	3	1	0	0	1	3	6	Ca	7	8	14
Mg	5	3	0	0	3	8	10	Mg	12	20	24
Al	0	0	0	0	0	0	4	Al	0	0	11
NH4	20	0	4	0	4	24	3	NH4	51	61	8
NO3	19	0	0	11	11	30	19	NO3	49	77	47
Cl	24	15	0	0	15	39	39	Cl	60	98	96
SO4	23	2	5	8	15	38	40	SO4	60	96	100
A-	-1	0	0	0	0	-1	-2	A-	-2	-2	-4
sum+	66	16	5	19	40	106	96	sum+	166	269	239
sum-	66	16	5	19	40	106	96	sum-	166	269	239
SBC	49	16	4	0	20	70	61	SBC	125	177	151
SSA	66	16	5	19	40	107	98	SSA	168	271	243
alk	-17	0	-1	-19	-20	-37	-37	alk	-44	-94	-92
TOC							2.5	TOC mgC/l			6.1
SiO2							0.6	SiO2 mgSiO2/l			1.5
c.d.							-0.7	c.d.			-0.7
RAL							101	RAL µgAl/l			250
ILAL							58	ILAL µgAl/l			143
TOTN							29	TOTN µmol/l			72

Flux and concentrations units meq/m²/yr and ueq/l
 EGIL year 93-94 15 May 1993 to 26 May 1994

10/18 94
 concentrations

	Input					Output	In			Out	
	Wet	Dry		Total			Wet	Total			
	mar.	part.	gases	subtot.							
H2O	793				793	717	H2O	793	793	717	
H+	34	0	1	20	39	73	61	H+	43	92	85
Na	42	22	0	0	13	55	75	Na	53	69	105
K	2	0	0	0	0	3	4	K	3	3	5
Ca	6	1	0	0	1	6	11	Ca	7	8	15
Mg	10	5	0	0	3	13	18	Mg	13	16	25
Al	0	0	0	0	0	0	10	Al	0	0	13
NH4	31	0	4	4	4	35	6	NH4	39	44	8
NO3	32	0	0	11	22	54	28	NO3	40	68	39
Cl	48	26	0	0	15	63	74	Cl	61	79	104
SO4	47	3	5	13	23	70	79	SO4	60	88	111
A-	-3	0	0	0	0	-3	1	A-	-3	-3	2
sum+	124	29	5	24	59	184	183	sum+	157	232	256
sum-	124	29	5	24	59	184	183	sum-	157	232	256
SBC	91	29	4	4	20	111	113	SBC	114	140	158
SSA	127	29	5	24	59	187	182	SSA	160	235	254
alk	-36	0	-1	-20	-39	-75	-69	alk	-46	-95	-96
TOC							5.2	TOC	mgC/l		7.3
SiO2							1.7	SiO2	mgSiO2/l		2.4
c.d.							0.3	c.d.			0.3
RAL							222	RAL	µgAl/l		309
ILAL							126	ILAL	µgAl/l		176
TOTN							310	TOTN	µmol/l		433

Flux and concentrations units meq/m2/yr and ueq/l KIM summer 90 01 Jun 90 to 29 Nov 90							06/14 94 concentrations				
	Input				Total	Output	In		Out		
	Wet	Dry					Wet	Total			
	mar.	part.	gases	subtot.							
H2O	959				959	804	H2O				
H+	7	0	1	19	27	50	H+	8	29	62	
Na	46	10	0	0	10	57	Na	48	58	71	
K	1	0	0	0	0	1	K	1	1	2	
Ca	2	0	0	0	0	3	Ca	2	3	6	
Mg	11	2	0	0	2	13	Mg	11	14	10	
Al	0	0	0	0	0	0	Al	0	0	9	
NH4	2	0	4	0	4	6	NH4	2	6	2	
NO3	1	0	0	11	11	12	NO3	1	12	1	
Cl	56	12	0	0	12	68	Cl	59	71	85	
SO4	7	1	5	8	14	22	SO4	8	22	27	
A-	-3	0	0	0	0	5	A-	-3	5	50	
sum+	62	13	5	19	37	106	131	sum+	64	111	163
sum-	62	13	5	19	37	106	131	sum-	64	111	163
SBC	16	13	4	0	17	79	74	SBC	16	82	92
SSA	64	13	5	19	37	101	91	SSA	67	106	113
alk	-49	0	-1	-19	-20	-23	-17	alk	-51	-24	-21
TOC							11.4	TOC	mgC/l		14.2
SiO2							1.8	SiO2	mgSiO2/l		2.2
c.d.							3.5	c.d.			3.5
RAL							218	RAL	µgAl/l		271
ILAL							147	ILAL	µgAl/l		183

Flux and concentrations units meq/m2/yr and ueq/l							06/14 94 concentrations		
KIM winter 91 30 Nov 90 to 13 Jun 91									
	Input				Total	Output	In		Out
	Wet	Dry					Wet	Total	
	mar.	part.	gases	subtot.					
H2O	514				514	590	H2O		
H+	4	0	0	0	4	31	H+	7	7
Na	32	9	0	0	9	46	Na	63	80
K	1	0	0	0	0	2	K	2	2
Ca	3	0	0	0	0	4	Ca	5	6
Mg	8	2	0	0	2	7	Mg	16	20
Al	0	0	0	0	0	4	Al	0	0
NH4	2	0	0	0	0	2	NH4	3	3
NO3	0	0	0	0	0	2	NO3	1	1
Cl	41	10	0	0	10	51	Cl	79	99
SO4	4	1	0	0	1	5	SO4	8	10
A-	4	0	0	0	0	4	A-	8	8
sum+	49	11	0	0	11	61	sum+	96	118
sum-	49	11	0	0	11	61	sum-	96	118
SBC	46	11	0	0	11	57	SBC	89	111
SSA	45	11	0	0	11	57	SSA	88	110
alk	0	0	0	0	0	-8	alk	1	1
TOC						6.1	TOC	mgC/l	10.3
SiO2						1.0	SiO2	mgSiO2/l	1.7
c.d.						4.4	c.d.		4.4
RAL						129	RAL	µgAl/l	219
ILAL						90	ILAL	µgAl/l	153

Flux and concentrations units meq/m2/yr and ueq/l
 KIM year 90-91 01 June 1990 to 13 June 1991

11/11 94
 concentrations

	Input					Total	Output	11/11 94 concentrations			
	Wet	Dry						Wet	In	Out	
	mar.	part.	gases	subtot.				Total			
H2O	1473				1473	1394	H2O	1473	1473	1394	
H+	11	0	1	19	20	31	81	H+	8	21	58
Na	78	23	0	0	23	101	103	Na	53	69	74
K	2	0	0	0	0	2	4	K	1	1	3
Ca	5	1	0	0	1	6	9	Ca	3	4	6
Mg	19	5	0	0	5	24	15	Mg	13	16	11
Al	0	0	0	0	0	0	11	Al	0	0	8
NH4	4	0	4	0	4	8	4	NH4	2	5	3
NO3	1	0	0	11	11	12	3	NO3	1	8	2
Cl	97	27	0	0	27	124	119	Cl	66	84	85
SO4	11	3	5	8	16	27	38	SO4	8	18	27
A-	9	0	0	0	0	9	67	A-	6	6	48
sum+	118	30	5	19	54	172	227	sum+	80	117	163
sum-	118	30	5	19	54	172	227	sum-	80	117	163
SBC	107	30	4	0	34	141	135	SBC	73	96	97
SSA	109	30	5	19	54	164	160	SSA	74	111	115
alk	-2	0	-1	-19	-20	-22	-25	alk	-2	-15	-18
TOC							18	TOC	mgC/l		12.6
SiO2							3	SiO2	mgSiO2/l		2.0
c.d.							3.8	c.d.			3.8
								RAL	µgAl/l		
								ILAL	µgAl/l		

Flux and concentrations units meq/m²/yr and ueq/l
KIM summer 91 14 Jun 91 to 05 Dec 91

06/14 94
concentrations

	Input				Total	Output	06/14 94 concentrations				
	Wet	Dry					Wet	In	Out		
	mar.	part.	gases	subtot.							
H2O	596				596	551	H2O				
H+	4	0	1	19	24	35	H+	7	40	64	
Na	27	15	0	0	15	42	Na	45	70	76	
K	1	0	0	0	0	1	2	K	1	2	4
Ca	1	1	0	0	1	2	4	Ca	2	3	7
Mg	7	3	0	0	3	10	7	Mg	12	17	13
Al	0	0	0	0	0	0	2	Al	0	0	4
NH4	1	0	4	0	4	5	1	NH4	1	8	2
NO3	0	0	0	11	11	11	1	NO3	1	19	2
Cl	33	17	0	0	17	50	50	Cl	55	84	91
SO4	5	2	5	8	15	20	16	SO4	9	33	29
A-	-2	0	0	0	0	2	26	A-	-3	4	47
sum+	37	19	5	19	43	84	93	sum+	62	140	169
sum-	37	19	5	19	43	84	93	sum-	62	140	169
SBC	10	19	4	0	23	60	56	SBC	16	100	102
SSA	39	19	5	19	43	81	67	SSA	65	136	122
alk	-29	0	-1	-19	-20	-22	-11	alk	-48	-36	-20
TOC							8.3	TOC	mgC/l		15.1
SiO2							1.2	SiO2	mgSiO2/l		2.2
c.d.							3.1	c.d.			3.1
RAL							137	RAL	µgAl/l		249
ILAL							113	ILAL	µgAl/l		205

Flux and concentrations units meq/m2/yr and ueq/l
 KIM winter 92 06 Dec 91 to 17 May 92

06/14 94
 concentrations

	Input				Total	Output	06/14 94 concentrations		
	Wet	Dry					Wet	In	Out
	mar.	part.	gases	subtot.			Total		
H2O	407				407	395	H2O		
H+	2	0	0	0	2	23	H+	6	6
Na	22	12	0	0	12	32	Na	54	84
K	1	0	0	0	0	2	K	1	2
Ca	3	1	0	0	1	4	Ca	7	9
Mg	5	3	0	0	3	8	Mg	12	19
Al	0	0	0	0	0	0	Al	0	0
NH4	0	0	0	0	0	0	NH4	1	1
NO3	0	0	0	0	0	0	NO3	0	0
Cl	26	14	0	0	14	40	Cl	63	98
SO4	2	1	0	0	1	4	SO4	6	10
A-	5	0	0	0	0	5	A-	11	11
sum+	33	16	0	0	16	49	sum+	81	120
sum-	33	16	0	0	16	49	sum-	81	120
SBC	31	16	0	0	16	46	SBC	75	114
SSA	28	16	0	0	16	44	SSA	69	108
alk	2	0	0	0	0	2	alk	6	6
TOC						5.0	TOC	mgC/l	
SiO2						1.0	SiO2	mgSiO2/l	
c.d.						2.8	c.d.		
RAL						98	RAL	µgAl/l	
ILAL						85	ILAL	µgAl/l	

Flux and concentrations units meq/m²/yr and ueq/l
KIM year 91-92 14 Jun 1991 to 17 May 1992

10/18 94
concentrations

	Input					Output	10/18 94 concentrations				
	Wet	Dry		Total			Wet	In	Out		
	mar.	part.	gases			subtot.			Total		
H2O	1003				1003	946	H2O	1003	1003	946	
H+	6	0	1	19	20	26	58	H+	6	26	61
Na	49	20	0	0	20	69	74	Na	49	69	78
K	1	0	0	0	0	2	4	K	1	2	4
Ca	4	1	0	0	1	5	6	Ca	4	5	6
Mg	12	5	0	0	5	17	12	Mg	12	17	13
Al	0	0	0	0	0	0	3	Al	0	0	3
NH4	1	0	4	0	4	5	2	NH4	1	5	2
NO3	1	0	0	11	11	12	2	NO3	1	12	2
Cl	59	24	0	0	24	83	90	Cl	58	82	95
SO4	8	2	5	8	15	23	27	SO4	7	23	29
A-	7	0	0	0	0	7	40	A-	7	7	42
sum+	74	26	5	19	50	124	159	sum+	73	124	168
sum-	74	26	5	19	50	124	159	sum-	73	124	168
SBC	67	26	4	0	30	98	98	SBC	67	97	104
SSA	67	26	5	19	50	117	119	SSA	66	117	126
alk	1	0	-1	-19	-20	-19	-21	alk	1	-19	-22
TOC							13.3	TOC mgC/l			14.1
SiO2							2.2	SiO2 mgSiO2/l			2.3
c.d.							3.0	c.d.			3.0
RAL							235	RAL µgAl/l			248
ILAL							198	ILAL µgAl/l			209
TOTN								TOTN µmol/l			0

Flux and concentrations units meq/m²/yr and ueq/l
 KIM summer 92 18 May 92 to 11 Dec 92

06/14 94
 concentrations

	Input					Total	Output	06/14 94 concentrations		Out	
	Wet	Dry						Wet	In Total		
	mar.	part.	gases	subtot.							
H2O	721				721	646	H2O				
H+	0	0	1	19	20	20	36	H+	0	28	56
Na	8	33	0	0	33	40	49	Na	11	56	76
K	0	1	0	0	1	1	1	K	0	1	2
Ca	0	1	0	0	1	2	4	Ca	0	2	6
Mg	3	7	0	0	7	11	7	Mg	4	15	11
Al	0	0	0	0	0	0	3	Al	0	0	5
NH4	0	0	4	0	4	4	2	NH4	0	6	3
NO3	0	0	0	11	11	11	2	NO3	0	15	3
Cl	9	38	0	0	38	47	47	Cl	12	65	73
SO4	1	4	5	8	17	18	14	SO4	1	25	22
A-	2	0	0	0	0	2	39	A-	2	2	60
sum+	11	42	5	19	66	78	102	sum+	16	107	158
sum-	11	42	5	19	66	78	102	sum-	16	107	158
SBC	11	42	4	0	46	58	63	SBC	16	80	98
SSA	10	42	5	19	66	76	63	SSA	14	105	98
alk	2	0	-1	-19	-20	-18	0	alk	2	-25	0
TOC							10.3	TOC	mgC/l	0.0	15.9
SiO2							1.4	SiO2	mgSiO:	0.0	2.2
c.d.							3.8	c.d.	0.0	0.0	3.8
RAL							192	RAL	µgAl/l		297
ILAL							162	ILAL	µgAl/l		251
TOTN							304	TOTN	µmol/l		471

Flux and concentrations units meq/m2/yr and ueq/l
 KIM winter 93 12 Dec 92 to 14 May 93

06/14 94
 concentrations

	Input					Output	06/14 94 concentrations			
	Wet	Dry	Dry		Total		Wet	In	Out	
	mar.	part.	gases	subtot.						
H2O	264				264	218	H2O			
H+	0	0	0	0	0	12	H+	0	0	
Na	12	11	0	0	11	22	Na	47	88	
K	0	0	0	0	0	1	K	1	2	
Ca	1	0	0	0	0	2	Ca	2	4	
Mg	3	2	0	0	2	4	Mg	11	20	
Al	0	0	0	0	0	1	Al	0	0	
NH4	0	0	0	0	0	1	NH4	0	0	
NO3	0	0	0	0	0	1	NO3	0	0	
Cl	14	13	0	0	13	27	27	Cl	55	103
SO4	1	1	0	0	1	3	8	SO4	6	11
A-	0	0	0	0	0	0	7	A-	0	1
sum+	16	14	0	0	14	30	43	sum+	61	114
sum-	16	14	0	0	14	30	43	sum-	61	114
SBC	16	14	0	0	14	30	30	SBC	61	114
SSA	16	14	0	0	14	30	36	SSA	60	113
alk	0	0	0	0	0	0	-6	alk	0	1
TOC							2.4	TOC mgC/l		11.1
SiO2							0.5	SiO2 mgSiO2/l		2.4
c.d.							3.0	c.d.		3.0
RAL							59	RAL µgAl/l		273
ILAL							45	ILAL µgAl/l		207
TOTN							108	TOTN µmol/l		497

Flux and concentrations units meq/m²/yr and ueq/l
 KIM year 92-93 18 May 1992 to 14 May 1993

10/18 94
 concentrations

	Input					Total	Output	10/18 94 concentrations			
	Wet	Dry						Wet	In	Out	
	mar.	part.	gases	subtot.							
H2O	986				986	864	H2O	986	986	986	
H+	0	0	1	19	20	20	48	H+	0	20	56
Na	20	44	0	0	44	63	71	Na	20	64	82
K	0	1	0	0	1	1	2	K	0	1	2
Ca	1	2	0	0	2	3	6	Ca	1	3	7
Mg	6	10	0	0	10	16	11	Mg	6	16	13
Al	0	0	0	0	0	0	4	Al	0	0	5
NH4	0	0	4	0	4	4	3	NH4	0	4	3
NO3	0	0	0	11	11	11	3	NO3	0	11	4
Cl	23	51	0	0	51	74	74	Cl	24	75	86
SO4	2	5	5	8	18	21	22	SO4	2	21	25
A-	2	0	0	0	0	2	46	A-	2	2	54
sum+	27	56	5	19	80	108	145	sum+	28	109	168
sum-	27	56	5	19	80	108	145	sum-	28	109	168
SBC	27	56	4	0	60	88	93	SBC	28	89	107
SSA	26	56	5	19	80	106	99	SSA	26	107	115
alk	2	0	-1	-19	-20	-18	-6	alk	2	-18	-7
TOC							12.7	TOC mgC/l			14.7
SiO2							1.9	SiO2 mgSiO2/l			2.2
c.d.							3.6	c.d.			3.6
RAL							251	RAL µgAl/l			291
ILAL							207	ILAL µgAl/l			240
TOTN							412	TOTN µmol/l			477

Flux and concentrations units meq/m2/yr and ueq/l
 KIM summer 93 15 May 93 to 02 Dec 93

06/14 94
 concentrations

	Input					Output	In			Out	
	Wet	Dry	Total		Wet		Total				
	mar.	part.	gases	subtot.							
H2O	376				376	200	H2O				
H+	0	0	1	19	20	13	H+	0	53	67	
Na	24	-7	0	0	-7	18	Na	63	45	90	
K	1	0	0	0	0	0	K	1	1	2	
Ca	1	0	0	0	0	2	Ca	3	2	10	
Mg	5	-2	0	0	-2	3	Mg	14	10	17	
Al	0	0	0	0	0	1	Al	0	0	4	
NH4	0	0	4	0	4	0	NH4	0	11	1	
NO3	0	0	0	11	11	1	NO3	0	29	3	
Cl	28	-8	0	0	-8	20	20	Cl	73	52	98
SO4	3	-1	5	8	12	15	7	SO4	8	40	36
A-	0	0	0	0	0	0	11	A-	1	0	54
sum+	31	-9	5	19	15	46	38	sum+	81	122	191
sum-	31	-9	5	19	15	46	38	sum-	81	122	191
SBC	31	-9	4	0	-5	26	24	SBC	81	69	121
SSA	30	-9	5	19	15	46	27	SSA	81	121	137
alk	0	0	-1	-19	-20	-20	-3	alk	1	-53	-17
TOC							3.5	TOC mgC/l			17.3
SiO2							0.5	SiO2 mgSiO2/l			2.5
c.d.							3.1	c.d.			3.1
RAL							61	RAL µgAl/l			304
ILAL							54	ILAL µgAl/l			268
TOTN							88	TOTN µmol/l			441

Flux and concentrations units meq/m2/yr and ueq/l
 KIM winter 94 03 Dec 93 to 26 May 94

10/04 94
 concentrations

	Input					Total	Output	concentrations			
	Wet	Dry		gases	subtot.			Wet	In	Out	
	mar.	part.							Total		
H2O	460					460	484	H2O			
H+	0	0	1	19	20	20	23	H+	0	43	47
Na	12	15	0	0	15	27	33	Na	26	59	69
K	0	0	0	0	0	1	2	K	1	1	4
Ca	1	1	0	0	1	1	2	Ca	1	3	5
Mg	3	4	0	0	4	6	5	Mg	6	14	11
Al	0	0	0	0	0	0	1	Al	0	0	2
NH4	0	0	4	0	4	4	1	NH4	0	9	2
NO3	0	0	0	11	11	11	1	NO3	0	24	2
Cl	14	18	0	0	18	32	32	Cl	31	69	66
SO4	1	2	5	8	15	16	14	SO4	3	35	28
A-	0	0	0	0	0	0	21	A-	0	0	44
sum+	16	20	5	19	44	59	67	sum+	34	129	139
sum-	16	20	5	19	44	59	67	sum-	34	129	139
SBC	16	20	4	0	24	39	44	SBC	34	86	90
SSA	16	20	5	19	44	59	46	SSA	34	129	95
alk	0	0	-1	-19	-20	-20	-2	alk	0	-43	-5
TOC							6.8	TOC mgC/l			14.0
SiO2							1.1	SiO2 mgSiO2/l			2.2
c.d.							3.1	c.d.			3.1
RAL							109	RAL µgAl/l			226
ILAL							100	ILAL µgAl/l			206
TOTN							16	TOTN µmol/l			33

Flux and concentrations units meq/m²/yr and ueq/l
KIM year 93-94 15 May 1993 to 26 May 1994

10/18 94
concentrations

	Input					Total	Output	10/18 94 concentrations			
	Wet	Dry		Total				Wet	In	Out	
	mar.	part.	gases	subtot.							
H2O	836					836	685	H2O	836	836	836
H+	0	0	2	38	40	40	36	H+	0	48	53
Na	36	8	0	0	8	44	51	Na	43	53	75
K	1	0	0	0	0	1	2	K	1	1	3
Ca	2	0	0	0	0	2	4	Ca	2	2	6
Mg	8	2	0	0	2	10	9	Mg	10	12	13
Al	0	0	0	0	0	0	2	Al	0	0	2
NH4	0	0	8	0	8	8	1	NH4	0	10	2
NO3	0	0	0	22	22	22	1	NO3	0	26	2
Cl	42	10	0	0	10	52	52	Cl	50	62	75
SO4	4	1	10	16	27	31	21	SO4	5	37	30
A-	0	0	0	0	0	0	32	A-	0	0	47
sum+	46	11	10	38	59	105	106	sum+	55	126	154
sum-	46	11	10	38	59	105	106	sum-	55	126	154
SBC	46	11	8	0	19	65	68	SBC	55	78	99
SSA	46	11	10	38	59	105	74	SSA	55	125	108
alk	0	0	-2	-38	-40	-40	-6	alk	0	-47	-8
TOC							10.3	TOC mgC/l			15.0
SiO2							1.6	SiO2 mgSiO2/l			2.3
c.d.							3.1	c.d.			3.1
RAL							170	RAL µgAl/l			249
ILAL							153	ILAL µgAl/l			224
TOTN							104	TOTN µmol/l			152

Flux and concentrations units meq/m2/yr and ueq/l
 ROLF summer 90 01 Jun 90 to 29 Nov 90

06/14 94
 concentrations

	Input					Total	Output	06/14 94 concentrations			
	Wet	Dry						Wet	In	Out	
	mar.	part.	gases	subtot.				Total			
H2O	966				966	701	H2O				
H+	49	0	1	19	20	60	H+	51	72	86	
Na	50	23	0	0	23	73	90	Na	52	75	128
K	2	0	0	0	0	2	2	K	2	2	3
Ca	5	1	0	0	1	6	9	Ca	5	6	13
Mg	12	5	0	0	5	17	14	Mg	13	18	20
Al	0	0	0	0	0	0	10	Al	0	0	14
NH4	30	0	4	0	4	34	5	NH4	31	35	7
NO3	30	0	0	11	11	41	5	NO3	31	43	7
Cl	64	27	0	0	27	91	91	Cl	67	94	130
SO4	56	3	5	8	16	72	61	SO4	58	74	87
A-	-2	0	0	0	0	-2	33	A-	-2	-2	47
sum+	148	29	5	19	53	201	190	sum+	153	208	271
sum-	148	29	5	19	53	201	190	sum-	153	208	271
SBC	99	29	4	0	33	132	120	SBC	102	137	171
SSA	150	29	5	19	53	204	157	SSA	156	211	224
alk	-52	0	-1	-19	-20	-71	-37	alk	-53	-74	-53
TOC							10.7	TOC	mgC/l		15.3
SiO2							1.8	SiO2	mgSiO2/l		2.6
c.d.							3.1	c.d.			3.1
RAL							194	RAL	µgAl/l		277
ILAL							98	ILAL	µgAl/l		140

Flux and concentrations units meq/m²/yr and ueq/l
 ROLF winter 91 30 Nov 90 to 13 Jun 91

06/14 94
 concentrations

	Input					Total	Output	06/14 94 concentrations		
	Wet	Dry						Wet	In	Out
	mar.	part.	gases	subtot.				Total		
H2O	552				552	656	H2O			
H+	28	0	0	0	0	28	50	51	51	76
Na	52	14	0	0	14	66	80	94	120	122
K	2	0	0	0	0	2	3	4	4	5
Ca	5	1	0	0	1	6	8	10	11	12
Mg	13	3	0	0	3	16	12	24	29	18
Al	0	0	0	0	0	0	5	0	0	8
NH4	29	0	0	0	0	29	4	52	52	6
NO3	40	0	0	0	0	40	16	72	72	24
Cl	64	17	0	0	17	81	81	117	147	123
SO4	28	2	0	0	2	30	44	51	55	67
A-	-4	0	0	0	0	-3	21	-6	-6	32
sum+	129	18	0	0	18	147	162	234	267	247
sum-	129	18	0	0	18	147	162	234	267	247
SBC	101	18	0	0	18	119	107	182	215	163
SSA	133	18	0	0	18	151	141	240	273	215
alk	-32	0	0	0	0	-32	-34	-58	-58	-52
TOC							5.3	TOC	mgC/l	8.1
SiO2							0.8	SiO2	mgSiO2/l	1.2
c.d.							4.0	c.d.		4.0
RAL							109	RAL	µgAl/l	166
ILAL							62	ILAL	µgAl/l	95

Flux and concentrations units meq/m²/yr and ueq/l
 ROLF year 90-91 01 June 1990 to 13 June 1991

11/11 94
 concentrations

	Input					Total	Output	11/11 94 concentrations			
	Wet	Dry	gases		subtot.			Wet	In	Out	
	mar.	part.						Total			
H2O	1518					1518	1357	H2O	1518	1518	1357
H+	78	0	1	19	20	98	110	H+	51	64	81
Na	102	54	0	0	54	156	170	Na	67	103	125
K	4	1	0	0	1	5	5	K	2	3	4
Ca	10	2	0	0	2	13	17	Ca	7	8	13
Mg	25	12	0	0	12	38	26	Mg	17	25	19
Al	0	0	0	0	0	0	15	Al	0	0	11
NH4	59	0	4	0	4	63	9	NH4	39	41	7
NO3	70	0	0	11	11	81	21	NO3	46	53	15
Cl	129	63	0	0	63	192	172	Cl	85	127	127
SO4	84	7	5	8	20	104	105	SO4	55	68	77
A-	-6	0	0	0	0	-6	54	A-	-4	-4	40
sum+	277	70	5	19	94	371	352	sum+	182	244	259
sum-	277	70	5	19	94	371	352	sum-	182	244	259
SBC	199	70	4	0	74	273	227	SBC	131	180	167
SSA	283	70	5	19	94	377	298	SSA	186	248	220
alk	-84	0	-1	-19	-20	-103	-71	alk	-55	-68	-52
TOC							16	TOC	mgC/l		11.8
SiO2							3	SiO2	mgSiO2/l		1.9
c.d.							3.4	c.d.			3.4
								RAL	µgAl/l		
								ILAL	µgAl/l		

Flux and concentrations units meq/m2/yr and ueq/l							06/14 94 concentrations				
ROLF summer 91 14 Jun 91 to 05 Dec 91											
	Input					Total	Output	In		Out	
	Wet	Dry						Wet	Total		
	mar.	part.	gases	subtot.							
H2O	629				629	464	H2O				
H+	28	0	1	19	20	48	50	H+	44	76	108
Na	32	40	0	0	40	72	68	Na	50	114	147
K	1	1	0	0	1	2	2	K	2	4	4
Ca	3	2	0	0	2	4	8	Ca	4	7	17
Mg	8	9	0	0	9	17	15	Mg	12	27	32
Al	0	0	0	0	0	0	6	Al	0	0	13
NH4	14	0	4	0	4	18	1	NH4	22	29	2
NO3	21	0	0	11	11	32	5	NO3	34	51	11
Cl	39	47	0	0	47	86	86	Cl	62	137	185
SO4	32	5	5	8	18	50	42	SO4	51	79	91
A-	-7	0	0	0	0	-7	17	A-	-11	-11	37
sum+	85	52	5	19	76	161	150	sum+	135	256	323
sum-	85	52	5	19	76	161	150	sum-	135	256	323
SBC	58	52	4	0	56	113	94	SBC	91	180	203
SSA	92	52	5	19	76	168	133	SSA	147	267	287
alk	-35	0	-1	-19	-20	-55	-39	alk	-55	-87	-84
TOC							7.0	TOC	mgC/l		15.1
SiO2							1.1	SiO2	mgSiO2/l		2.4
c.d.							2.4	c.d.			2.4
RAL							145	RAL	µgAl/l		313
ILAL							86	ILAL	µgAl/l		185

Flux and concentrations units meq/m2/yr and ueq/l
 ROLF winter 92 06 Dec 91 to 17 May 92

06/14 94
 concentrations

	Input				Total	Output	06/14 94 concentrations			
	Wet	Dry	gases				Wet	In	Out	
	mar.	part.	subtot.							
H2O	418				418	383	H2O			
H+	18	0	0	0	18	32	H+	42	42	84
Na	18	37	0	0	37	56	Na	43	132	146
K	1	1	0	0	1	2	K	2	4	5
Ca	2	2	0	0	2	4	Ca	6	10	13
Mg	5	8	0	0	8	13	Mg	11	31	23
Al	0	0	0	0	0	0	Al	0	0	8
NH4	15	0	0	0	15	2	NH4	36	36	5
NO3	17	0	0	0	17	5	NO3	40	40	13
Cl	21	43	0	0	43	64	Cl	50	153	167
SO4	23	4	0	0	4	27	SO4	54	65	70
A-	-2	0	0	0	0	-2	A-	-4	-4	34
sum+	58	48	0	0	48	106	sum+	140	254	285
sum-	58	48	0	0	48	106	sum-	140	254	285
SBC	41	48	0	0	48	89	SBC	98	212	193
SSA	60	48	0	0	48	108	SSA	144	258	251
alk	-19	0	0	0	0	-19	alk	-46	-46	-57
TOC						4.6	TOC	mgC/l		12.0
SiO2						0.7	SiO2	mgSiO2/l		1.8
c.d.						2.8	c.d.			2.8
RAL						98	RAL	µgAl/l		256
ILAL						72	ILAL	µgAl/l		188

Flux and concentrations units meq/m²/yr and ueq/l
 ROLF year 91-92 14 Jun 1991 to 17 May 1992

10/18 94
 concentrations

	Input					Output	10/18 94 concentrations				
	Wet	Dry		Total			Wet	In	Out		
	mar.	part.	gases	subtot.							
H2O	1047					1047	847	H2O			
H+	45	0	1	19	20	65	82	H+	43	62	97
Na	50	20	0	0	20	70	124	Na	47	67	146
K	2	0	0	0	0	3	4	K	2	2	5
Ca	5	1	0	0	1	6	13	Ca	5	6	15
Mg	12	5	0	0	5	17	24	Mg	12	16	28
Al	0	0	0	0	0	0	9	Al	0	0	11
NH4	29	0	4	0	4	33	3	NH4	28	32	4
NO3	38	0	0	11	11	49	10	NO3	36	47	12
Cl	60	24	0	0	24	84	150	Cl	57	80	177
SO4	55	2	5	8	15	70	69	SO4	52	67	81
A-	-9	0	0	0	0	-9	30	A-	-9	-9	35
sum+	144	26	5	19	50	194	259	sum+	137	185	306
sum-	144	26	5	19	50	194	259	sum-	137	185	306
SBC	98	26	4	0	30	129	168	SBC	94	123	198
SSA	153	26	5	19	50	203	229	SSA	146	194	270
alk	-54	0	-1	-19	-20	-74	-61	alk	-52	-71	-72
TOC							11.6	TOC mgC/l			13.7
SiO2							1.8	SiO2 mgSiO2/l			2.1
c.d.							2.6	c.d.			2.6
RAL							243	RAL µgAl/l			287
ILAL							158	ILAL µgAl/l			187
TOTN								TOTN µmol/l			0

Flux and concentrations units meq/m²/yr and ueq/l
 ROLF summer 92 18 May 92 to 11 Dec 92

06/14 94
 concentrations

	Input					Total	Output	06/14 94 concentrations			
	Wet	Dry						Wet	In	Out	
	mar.	part.	gases	subtot.							
H2O	897				897	754	H2O				
H+	41	0	1	19	20	61	56	H+	46	69	74
Na	47	30	0	0	30	77	81	Na	52	86	107
K	2	1	0	0	1	3	12	K	2	3	16
Ca	7	1	0	0	1	9	9	Ca	8	10	12
Mg	11	7	0	0	7	18	18	Mg	12	20	24
Al	0	0	0	0	0	0	5	Al	0	0	7
NH4	20	0	4	0	4	24	10	NH4	22	27	13
NO3	30	0	0	11	11	41	13	NO3	33	45	17
Cl	52	35	0	0	35	87	87	Cl	58	97	115
SO4	48	4	5	8	17	64	62	SO4	53	72	82
A-	-1	0	0	0	0	-1	29	A-	-1	-1	38
sum+	129	39	5	19	63	191	191	sum+	144	214	253
sum-	129	39	5	19	63	191	191	sum-	144	214	253
SBC	87	39	4	0	43	130	130	SBC	97	145	172
SSA	130	38	5	19	62	192	162	SSA	145	214	215
alk	-42	0	-1	-19	-20	-62	-32	alk	-47	-69	-42
TOC							10.2	TOC	mgC/l	0.0	13.5
SiO2							1.6	SiO2	mgSiO2	0.0	2.1
c.d.							2.8	c.d.	0.0	0.0	2.8
RAL							199	RAL	µgAl/l		264
ILAL							149	ILAL	µgAl/l		198
TOTN							558	TOTN	µmol/l		740

Flux and concentrations units meq/m²/yr and ueq/l
 ROLF winter 93 12 Dec 92 to 14 May 93

06/14 94
 concentrations

	Input					Total	Output	In			Out	
	Wet	Dry	gases		subtot.			Wet	Total			
	mar.	part.										
H2O	333					333	268	H2O				
H+	16	0	0	0	0	16	28	H+	49	49	104	
Na	75	11	0	0	11	86	78	Na	224	258	290	
K	3	0	0	0	0	3	5	K	8	9	18	
Ca	6	0	0	0	0	6	8	Ca	17	18	28	
Mg	16	3	0	0	3	19	17	Mg	49	56	64	
Al	0	0	0	0	0	0	3	Al	0	0	11	
NH4	23	0	0	0	0	23	8	NH4	70	70	31	
NO3	22	0	0	0	0	22	12	NO3	67	67	45	
Cl	89	13	0	0	13	103	103	Cl	268	308	383	
SO4	32	1	0	0	1	34	33	SO4	97	101	123	
A-	-5	0	0	0	0	-5	-1	A-	-15	-15	-3	
sum+	139	15	0	0	15	154	147	sum+	417	462	547	
sum-	139	15	0	0	15	154	147	sum-	417	462	547	
SBC	123	15	0	0	15	137	116	SBC	368	412	432	
SSA	144	15	0	0	15	159	148	SSA	432	476	550	
alk	-21	0	0	0	0	-21	-32	alk	-64	-64	-118	
TOC							1.5	TOC	mgC/l		5.5	
SiO2							0.3	SiO2	mgSiO2/l		1.1	
c.d.							-0.6	c.d.			-0.6	
RAL							60	RAL	µgAl/l		224	
ILAL							31	ILAL	µgAl/l		115	
TOTN							346	TOTN	µmol/l		1288	

Flux and concentrations units meq/m²/yr and ueq/l
 ROLF year 92-93 18 May 1992 to 14 May 1993

10/18 94
 concentrations

	Input					Total	Output	10/18 94 concentrations			
	Wet	Dry		Total				Wet	In	Out	
	mar.	part.	gases	subtot.							
H2O	1230				1230	1022	H2O	1230	1230	1022	
H+	58	0	1	19	20	78	84	H+	47	63	82
Na	122	41	0	0	41	163	159	Na	99	133	155
K	5	1	0	0	1	6	17	K	4	5	16
Ca	13	2	0	0	2	15	17	Ca	10	12	16
Mg	27	9	0	0	9	36	35	Mg	22	30	34
Al	0	0	0	0	0	0	8	Al	0	0	8
NH4	43	0	4	0	4	47	18	NH4	35	39	18
NO3	52	0	0	11	11	63	25	NO3	42	51	24
Cl	141	48	0	0	48	190	190	Cl	115	154	186
SO4	80	5	5	8	18	98	95	SO4	65	80	93
A-	-6	0	0	0	0	-6	28	A-	-5	-5	28
sum+	268	53	5	19	77	345	338	sum+	218	281	330
sum-	268	53	5	19	77	345	338	sum-	218	281	330
SBC	210	53	4	0	57	267	246	SBC	171	217	241
SSA	274	53	5	19	77	351	310	SSA	223	285	303
alk	-64	0	-1	-19	-20	-84	-64	alk	-52	-68	-62
TOC							11.7	TOC mgC/l			11.4
SiO2							1.9	SiO2 mgSiO2/l			1.8
c.d.							2.4	c.d.			2.4
RAL							259	RAL µgAl/l			253
ILAL							180	ILAL µgAl/l			176
TOTN							904	TOTN µmol/l			884

Flux and concentrations units meq/m2/yr and ueq/l
 ROLF summer 93 15 May 93 to 02 Dec 93

06/14 94
 concentrations

	Input					Output	In			Out	
	Wet	Dry	Dry		Total		Wet	Total			
	mar.	part.	gases	subtot.							
H2O	583				583	472	H2O				
H+	28	0	1	19	20	42	H+	48	82	89	
Na	29	19	0	0	19	48	83	Na	49	83	177
K	3	0	0	0	0	3	3	K	5	5	6
Ca	5	1	0	0	1	6	9	Ca	8	10	19
Mg	7	4	0	0	4	12	15	Mg	12	20	32
Al	0	0	0	0	0	0	3	Al	0	0	7
NH4	18	0	4	0	4	22	6	NH4	31	38	13
NO3	20	0	0	11	11	31	9	NO3	34	53	20
Cl	33	23	0	0	23	56	56	Cl	57	96	118
SO4	39	2	5	8	15	54	65	SO4	66	92	138
A-	-2	0	0	0	0	-2	32	A-	-4	-4	68
sum+	89	25	5	19	49	138	162	sum+	153	237	343
sum-	89	25	5	19	49	138	162	sum-	153	237	343
SBC	61	25	4	0	29	90	116	SBC	105	155	247
SSA	91	25	5	19	49	140	130	SSA	157	241	276
alk	-30	0	-1	-19	-20	-50	-14	alk	-52	-86	-29
TOC							8.1	TOC mgC/l			17.1
SiO2							1.6	SiO2 mgSiO2/l			3.4
c.d.							3.9	c.d.			3.9
RAL							157	RAL µgAl/l			332
ILAL							123	ILAL µgAl/l			260
TOTN							438	TOTN µmol/l			927

Flux and concentrations units meq/m²/yr and ueq/l
 ROLF winter 94 03 Dec 93 to 26 May 94

10/04 94
 concentrations

	Input					Total	Output	10/04 94 concentrations			
	Wet	Dry	gases		subtot.			Wet	In	Out	
	mar.	part.									
H2O	581					581	542	H2O			
H+	21	0	1	19	20	41	32	H+	36	71	59
Na	31	9	0	0	9	41	51	Na	53	70	94
K	1	0	0	0	0	1	4	K	2	2	8
Ca	4	0	0	0	0	5	5	Ca	7	8	9
Mg	7	2	0	0	2	9	9	Mg	12	16	17
Al	0	0	0	0	0	0	1	Al	0	0	2
NH4	29	0	4	0	4	33	10	NH4	50	57	18
NO3	30	0	0	11	11	41	19	NO3	52	71	36
Cl	35	11	0	0	11	46	46	Cl	60	80	85
SO4	32	1	5	8	14	46	35	SO4	55	79	64
A-	-4	0	0	0	0	-4	12	A-	-6	-6	22
sum+	94	12	5	19	36	130	113	sum+	161	223	208
sum-	94	12	5	19	36	130	113	sum-	161	223	208
SBC	72	12	4	0	16	89	79	SBC	125	153	146
SSA	97	12	5	19	36	133	101	SSA	167	230	185
alk	-25	0	-1	-19	-20	-45	-21	alk	-43	-77	-39
TOC							4.1	TOC mgC/l			7.5
SiO2							0.4	SiO2 mgSiO2/l			0.7
c.d.							3.0	c.d.			3.0
RAL							79	RAL µgAl/l			145
ILAL							67	ILAL µgAl/l			123
TOTN							38	TOTN µmol/l			71

Flux and concentrations units meq/m²/yr and ueq/l
 ROLF year 93-94 15 May 1993 to 26 May 1994

10/18 94
 concentrations

	Input					Output	10/18 94 concentrations				
	Wet	Dry	Total		Wet		In	Out			
	mar.	part.	gases	subtot.							
H2O	1164				1164	1015	H2O	1164	1164	1015	
H+	49	0	2	38	40	89	75	H+	42	76	73
Na	60	29	0	0	29	89	134	Na	51	76	132
K	4	1	0	0	1	4	7	K	3	4	7
Ca	9	1	0	0	1	10	14	Ca	8	9	13
Mg	14	7	0	0	7	21	25	Mg	12	18	24
Al	0	0	0	0	0	0	5	Al	0	0	5
NH4	47	0	8	0	8	55	16	NH4	40	47	16
NO3	50	0	0	22	22	72	29	NO3	43	62	28
Cl	68	34	0	0	34	102	102	Cl	59	88	100
SO4	70	3	10	16	29	100	100	SO4	60	86	99
A-	-6	0	0	0	0	-6	44	A-	-5	-5	43
sum+	183	37	10	38	85	268	275	sum+	157	230	271
sum-	183	37	10	38	85	268	275	sum-	157	230	271
SBC	134	37	8	0	45	179	196	SBC	115	154	193
SSA	189	37	10	38	85	274	231	SSA	162	235	227
alk	-55	0	-2	-38	-40	-95	-35	alk	-47	-81	-34
TOC							12.2	TOC mgC/l			12.0
SiO2							2.0	SiO2 mgSiO2/l			2.0
c.d.							3.6	c.d.			3.6
RAL							235	RAL µgAl/l			232
ILAL							190	ILAL µgAl/l			187
TOTN							476	TOTN µmol/l			469

Flux and concentrations units meq/m²/yr and ueq/l
CECILIE summer 93 15 May 93 to 02 Dec 93

06/14 94
concentrations

	Input					Total	Output	In Out			
	Wet	Dry		Total				Wet	Total	Out	
	mar.	part.	gases	subtot.							
H2O	553					553	416	H2O			
H+	27	0	1	19	20	47	42	H+	48	84	100
Na	27	17	0	0	17	44	59	Na	49	80	141
K	2	0	0	0	0	3	2	K	4	5	6
Ca	4	1	0	0	1	5	9	Ca	7	8	21
Mg	6	4	0	0	4	10	11	Mg	11	18	27
Al	0	0	0	0	0	0	7	Al	0	0	17
NH4	16	0	4	0	4	20	2	NH4	30	37	5
NO3	19	0	0	11	11	30	11	NO3	34	54	25
Cl	31	20	0	0	20	51	51	Cl	57	93	123
SO4	36	2	5	8	15	51	51	SO4	65	93	122
A-	-4	0	0	0	0	-4	19	A-	-6	-6	46
sum+	82	22	5	19	46	128	132	sum+	149	233	317
sum-	82	22	5	19	46	128	132	sum-	149	233	317
SBC	56	22	4	0	26	82	83	SBC	101	148	200
SSA	86	22	5	19	46	132	113	SSA	156	239	271
alk	-30	0	-1	-19	-20	-50	-30	alk	-55	-91	-71
TOC							5.3	TOC mgC/l			12.7
SiO2							1.1	SiO2 mgSiO2/l			2.8
c.d.							3.6	c.d.			3.6
RAL							169	RAL µgAl/l			406
ILAL							97	ILAL µgAl/l			232
TOTN							411	TOTN µmol/l			989

Flux and concentrations units meq/m²/yr and ueq/l
CECILIE winter 94 03 Dec 93 to 26 May 94

10/04 94
concentrations

	Input					Total	Output	In			Out	
	Wet	Dry						Wet	Total			
	mar.	part.	gases	subtot.								
H2O	581					581	480	H2O				
H+	21	0	1	19	20	41	30	H+	36	71	63	
Na	31	5	0	0	5	36	42	Na	53	62	88	
K	1	0	0	0	0	1	4	K	2	2	8	
Ca	4	0	0	0	0	4	5	Ca	7	8	9	
Mg	7	1	0	0	1	8	8	Mg	12	14	16	
Al	0	0	0	0	0	0	2	Al	0	0	4	
NH4	29	0	4	0	4	33	5	NH4	50	57	10	
NO3	30	0	0	11	11	41	17	NO3	52	71	36	
Cl	35	6	0	0	6	41	41	Cl	60	70	85	
SO4	32	1	5	8	14	45	30	SO4	55	78	63	
A-	-4	0	0	0	0	-4	7	A-	-6	-6	15	
sum+	94	6	5	19	30	124	96	sum+	161	213	200	
sum-	94	6	5	19	30	124	96	sum-	161	213	200	
SBC	72	6	4	0	10	83	64	SBC	125	142	132	
SSA	97	6	5	19	30	127	89	SSA	167	219	185	
alk	-25	0	-1	-19	-20	-45	-25	alk	-43	-77	-53	
TOC							3.0	TOC mgC/l			6.3	
SiO2							0.4	SiO2 mgSiO2/l			0.8	
c.d.							2.4	c.d.			2.4	
RAL							87	RAL µgAl/l			182	
ILAL							67	ILAL µgAl/l			140	
TOTN							29	TOTN µmol/l			61	

Flux and concentrations units meq/m²/yr and ueq/l
CECILIE year 93-94 15 May 1993 to 26 May 1994

10/18 94
concentrations

	Input					Total	Output	10/18 94 concentrations			
	Wet	Dry						Wet	In	Out	
	mar.	part.	gases	subtot.							
H2O	1134				1134	896	H2O	1134	1134	896	
H+	48	0	2	38	40	88	72	H+	42	77	80
Na	58	22	0	0	22	80	101	Na	51	71	113
K	3	0	0	0	0	4	6	K	3	3	7
Ca	8	1	0	0	1	9	13	Ca	7	8	15
Mg	13	5	0	0	5	18	19	Mg	12	16	21
Al	0	0	0	0	0	0	9	Al	0	0	10
NH4	45	0	8	0	8	53	7	NH4	40	47	8
NO3	49	0	0	22	22	71	28	NO3	43	62	31
Cl	66	26	0	0	26	92	92	Cl	59	81	103
SO4	68	3	10	16	29	97	81	SO4	60	85	91
A-	-7	0	0	0	0	-7	26	A-	-6	-6	30
sum+	176	28	10	38	76	252	228	sum+	155	223	254
sum-	176	28	10	38	76	252	228	sum-	155	223	254
SBC	128	28	8	0	36	165	147	SBC	113	145	163
SSA	183	28	10	38	76	259	201	SSA	162	229	225
alk	-55	0	-2	-38	-40	-95	-55	alk	-49	-84	-61
TOC							8.3	TOC	mgC/l		9.3
SiO2							1.5	SiO2	mgSiO2/l		1.7
c.d.							3.2	c.d.			3.2
RAL							256	RAL	µgAl/l		286
ILAL							164	ILAL	µgAl/l		183
TOTN							441	TOTN	µmol/l		492

Flux and concentrations units meq/m2/yr and ueq/l
 METTE summer 93 15 May 93 to 02 Dec 93

06/14 94
 concentrations

	Input					Total	Output	In Out			
	Wet	Dry						Wet	Total	Out	
	mar.	part.	gases	subtot.							
H2O	553				553	416	H2O				
H+	27	0	1	19	20	47	37	H+	48	84	89
Na	27	16	0	0	16	43	60	Na	49	77	144
K	2	0	0	0	0	3	4	K	4	5	8
Ca	4	1	0	0	1	5	7	Ca	7	8	16
Mg	6	4	0	0	4	10	10	Mg	11	18	25
Al	0	0	0	0	0	0	5	Al	0	0	13
NH4	16	0	4	0	4	20	3	NH4	30	37	7
NO3	19	0	0	11	11	30	9	NO3	34	54	22
Cl	31	18	0	0	18	49	49	Cl	57	90	119
SO4	36	2	5	8	15	51	46	SO4	65	92	112
A-	-4	0	0	0	0	-4	21	A-	-6	-6	51
sum+	82	20	5	19	44	127	126	sum+	149	229	303
sum-	82	20	5	19	44	127	126	sum-	149	229	303
SBC	56	20	4	0	24	80	84	SBC	101	145	201
SSA	86	20	5	19	44	130	105	SSA	156	236	252
alk	-30	0	-1	-19	-20	-50	-21	alk	-55	-91	-51
TOC							6.9	TOC mgC/l			16.7
SiO2							1.3	SiO2 mgSiO2/l			3.2
c.d.							3.0	c.d.			3.0
RAL							178	RAL µgAl/l			427
ILAL							123	ILAL µgAl/l			296
TOTN							366	TOTN µmol/l			880

Flux and concentrations units meq/m²/yr and ueq/l
 METTE winter 94 03 Dec 93 to 26 May 94

10/04 94
 concentrations

	Input					Total	Output	In			Out	
	Wet	Dry	gases		subtot.			Wet	Total			
	mar.	part.										
H2O	581					581	541	H2O				
H+	21	0	1	19	20	41	33	H+	36	71	61	
Na	31	7	0	0	7	38	43	Na	53	66	80	
K	1	0	0	0	0	1	4	K	2	2	8	
Ca	4	0	0	0	0	5	5	Ca	7	8	9	
Mg	7	2	0	0	2	9	8	Mg	12	15	16	
Al	0	0	0	0	0	0	3	Al	0	0	5	
NH4	29	0	4	0	4	33	7	NH4	50	57	14	
NO3	30	0	0	11	11	41	20	NO3	52	71	37	
Cl	35	8	0	0	8	43	43	Cl	60	75	80	
SO4	32	1	5	8	14	46	33	SO4	55	79	61	
A-	-4	0	0	0	0	-4	7	A-	-6	-6	13	
sum+	94	9	5	19	33	127	104	sum+	161	218	191	
sum-	94	9	5	19	33	127	104	sum-	161	218	191	
SBC	72	9	4	0	13	85	68	SBC	125	147	126	
SSA	97	9	5	19	33	130	97	SSA	167	224	179	
alk	-25	0	-1	-19	-20	-45	-29	alk	-43	-77	-53	
TOC							3.4	TOC	mgC/l		6.2	
SiO2							0.4	SiO2	mgSiO2/l		0.7	
c.d.							2.0	c.d.			2.0	
RAL							100	RAL	µgAl/l		185	
ILAL							74	ILAL	µgAl/l		137	
TOTN							36	TOTN	µmol/l		66	

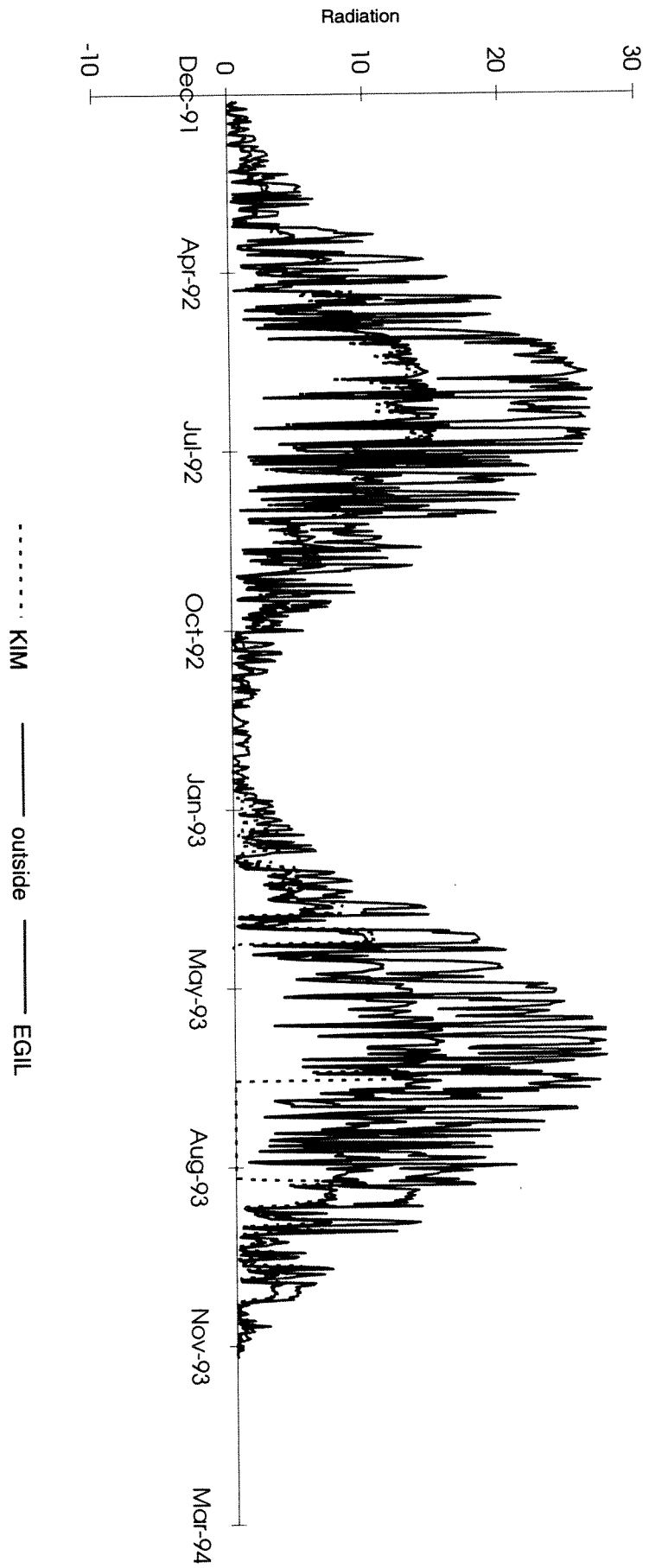
Flux and concentrations units meq/m²/yr and ueq/l
 METTE year 93-94 15 May 1993 to 26 May 1994

10/18 94
 concentrations

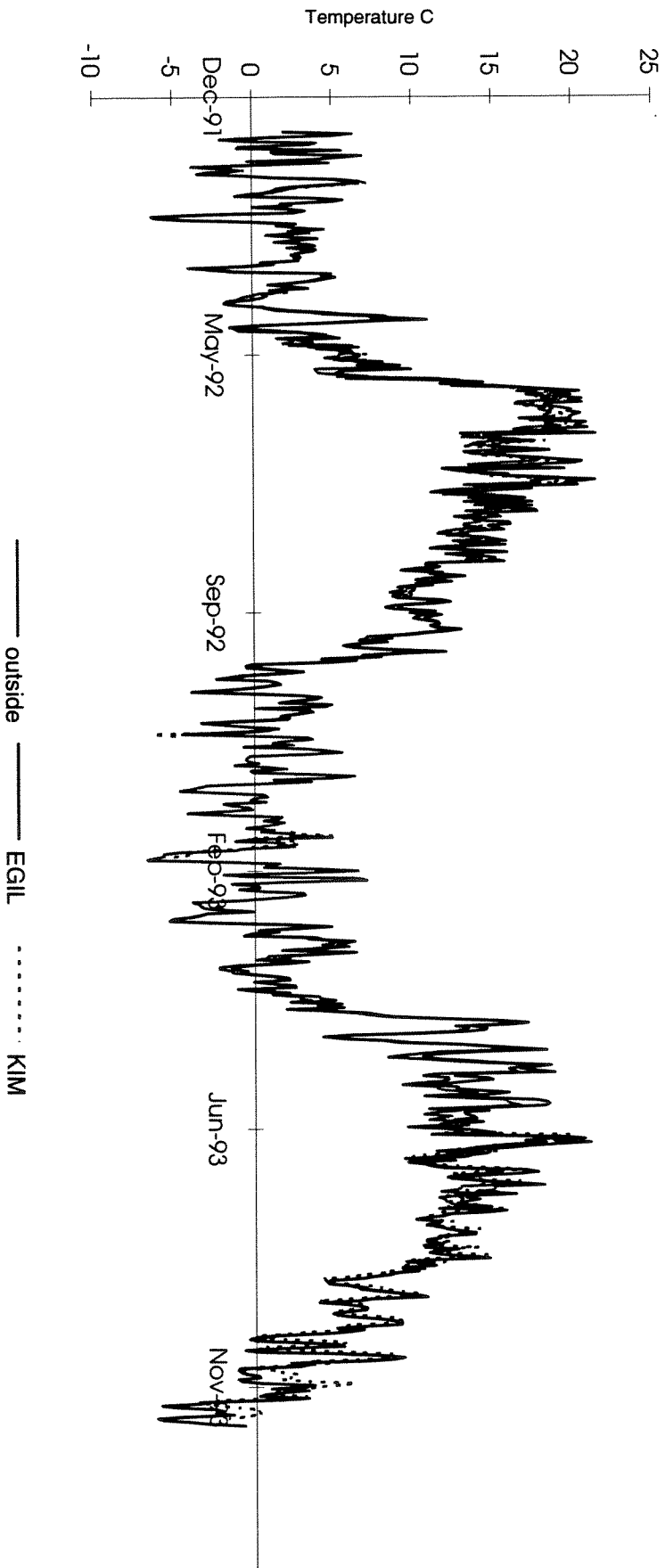
	Input					Output	10/18 94 concentrations				
	Wet	Dry	Dry		Total		Wet	In	Out		
	mar.	part.	gases	subtot.							
H2O	1134				1134	957	H2O	1134	1134	957	
H+	48	0	2	38	40	88	70	H+	42	77	73
Na	58	23	0	0	23	81	103	Na	51	71	108
K	3	0	0	0	0	4	8	K	3	3	8
Ca	8	1	0	0	1	9	11	Ca	7	8	12
Mg	13	5	0	0	5	19	19	Mg	12	16	20
Al	0	0	0	0	0	0	8	Al	0	0	8
NH4	45	0	8	0	8	53	10	NH4	40	47	11
NO3	49	0	0	22	22	71	29	NO3	43	62	31
Cl	66	26	0	0	26	93	93	Cl	59	82	97
SO4	68	3	10	16	29	97	80	SO4	60	85	83
A-	-7	0	0	0	0	-7	28	A-	-6	-6	29
sum+	176	29	10	38	77	253	230	sum+	155	223	240
sum-	176	29	10	38	77	253	230	sum-	155	223	240
SBC	128	29	8	0	37	165	152	SBC	113	146	159
SSA	183	29	10	38	77	260	202	SSA	162	230	211
alk	-55	0	-2	-38	-40	-95	-50	alk	-49	-84	-52
TOC							10.3	TOC mgC/l			10.8
SiO2							1.7	SiO2 mgSiO2/l			1.8
c.d.							2.7	c.d.			2.7
RAL							278	RAL µgAl/l			290
ILAL							197	ILAL µgAl/l			206
TOTN							402	TOTN µmol/l			420

PART 5 CLIMATE DATA (LI-1200) 1992-93

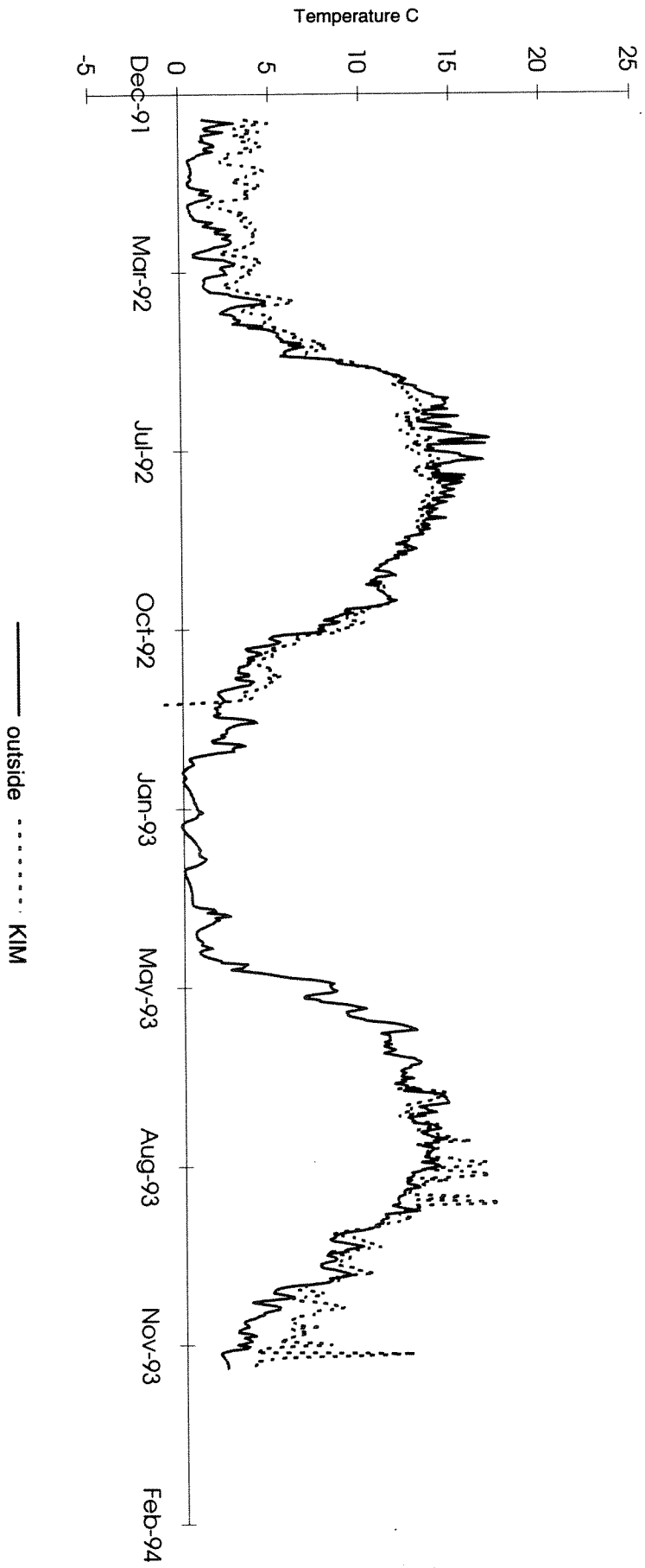
photosynthetic active radiation
1992-1993

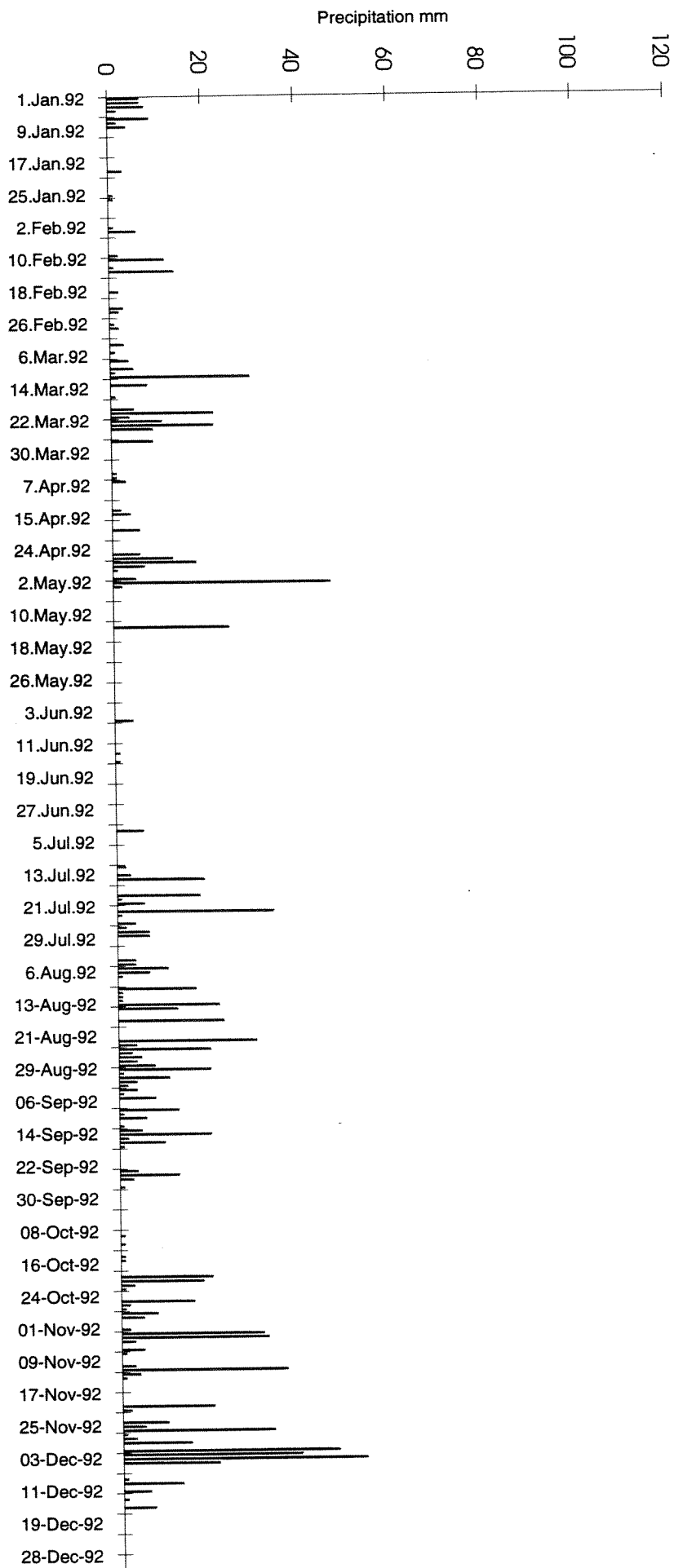


air temperature, mean
1992-1993



soil temperature, mean
1992-1993

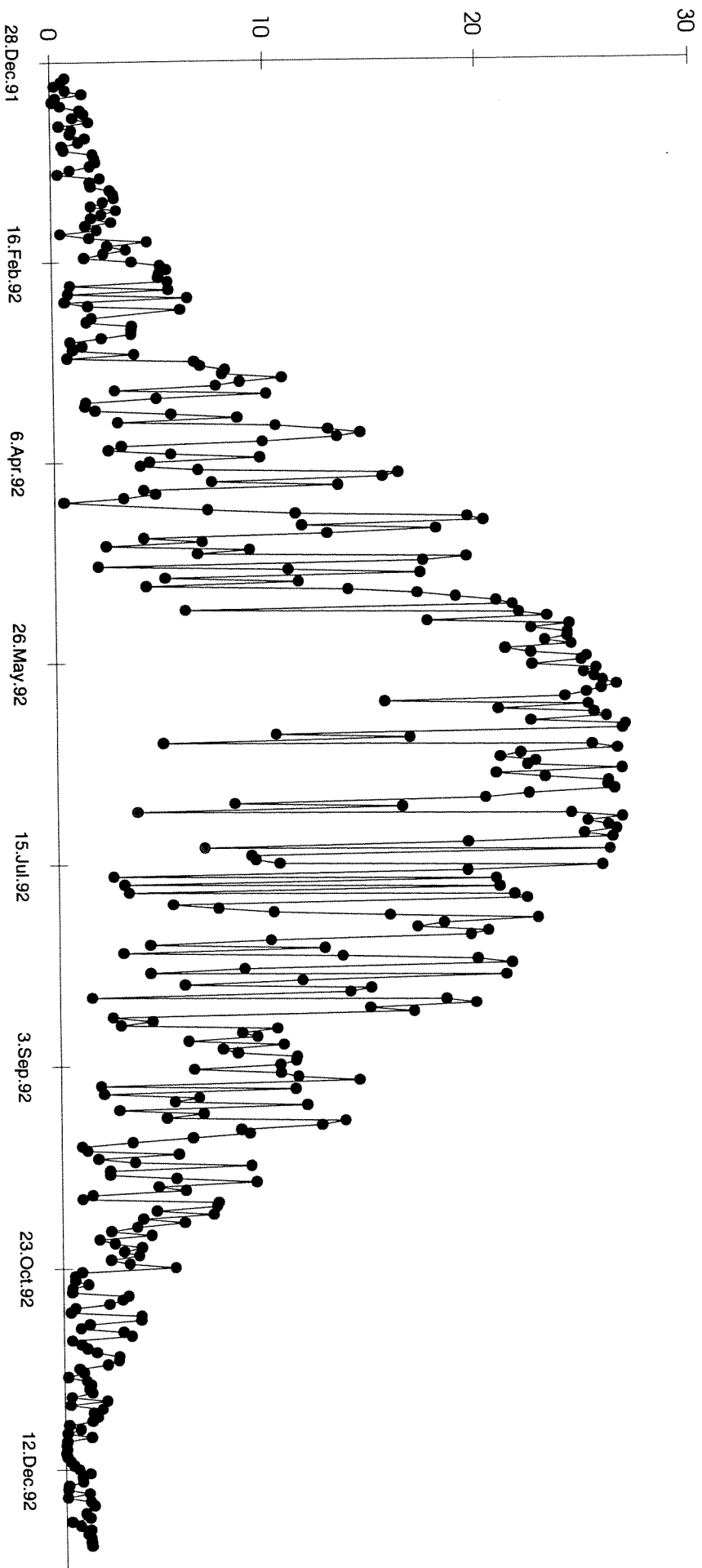




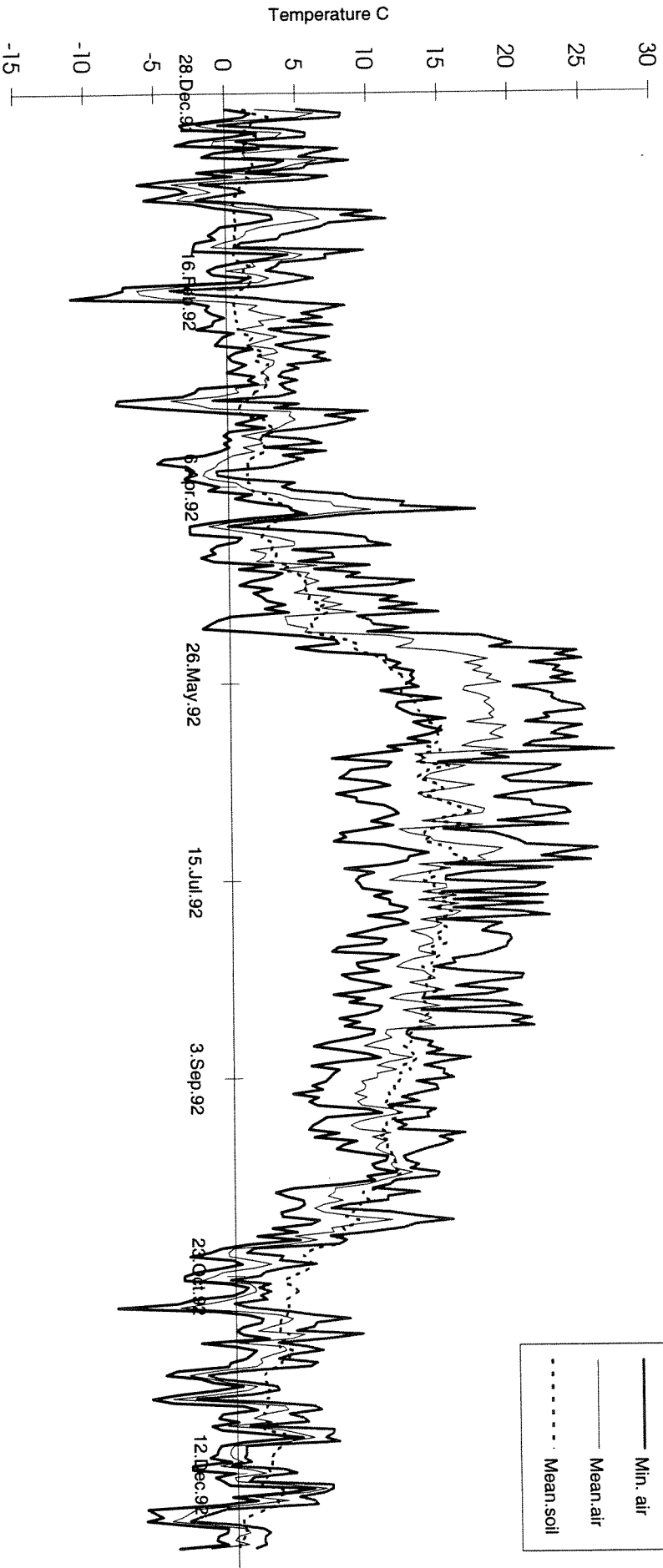
Precipitation 1992

OUTSIDE

Solar radiation

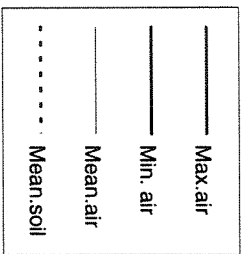
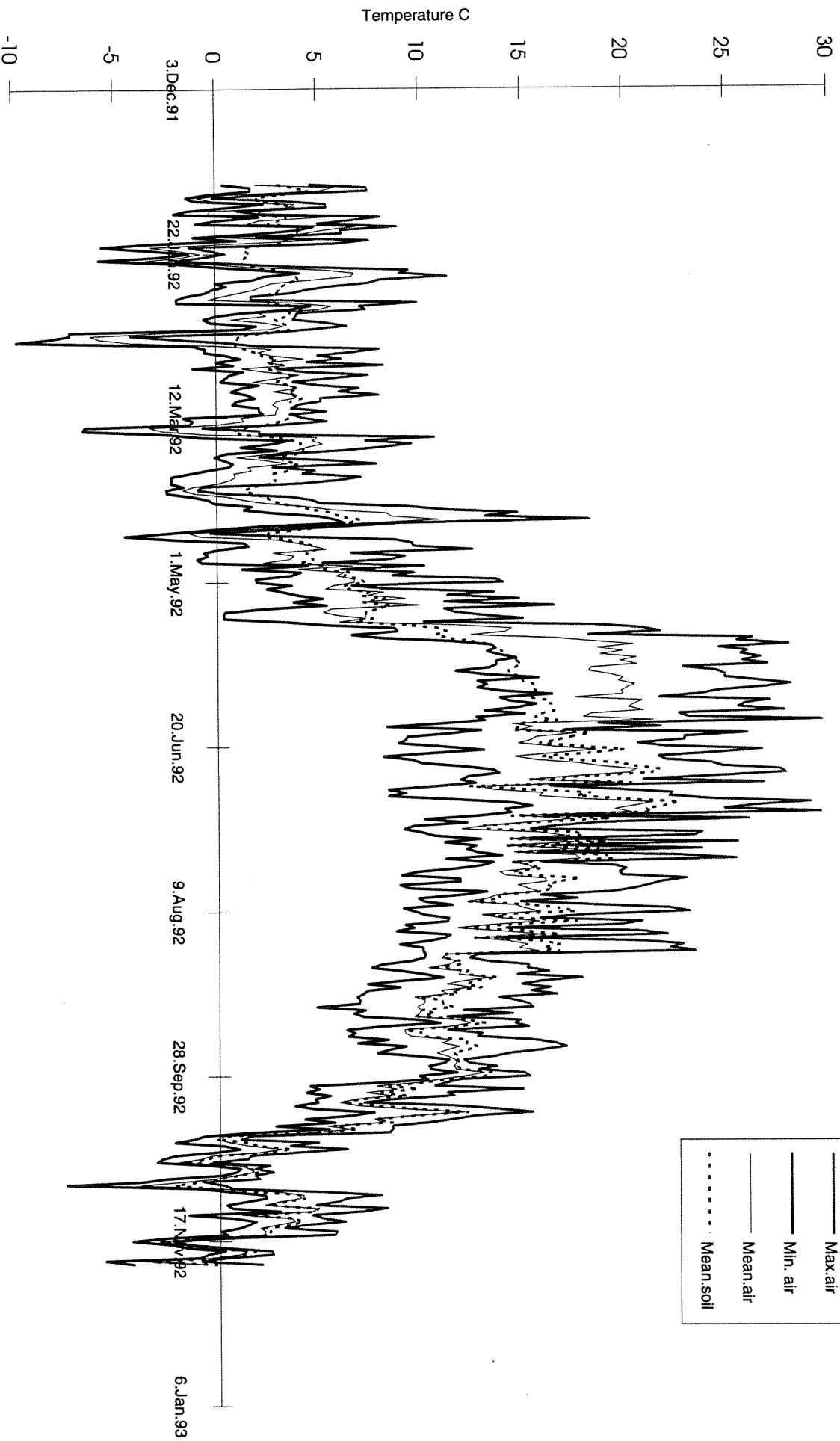



OUTSIDE Temperature C 1992



EGIL catchment

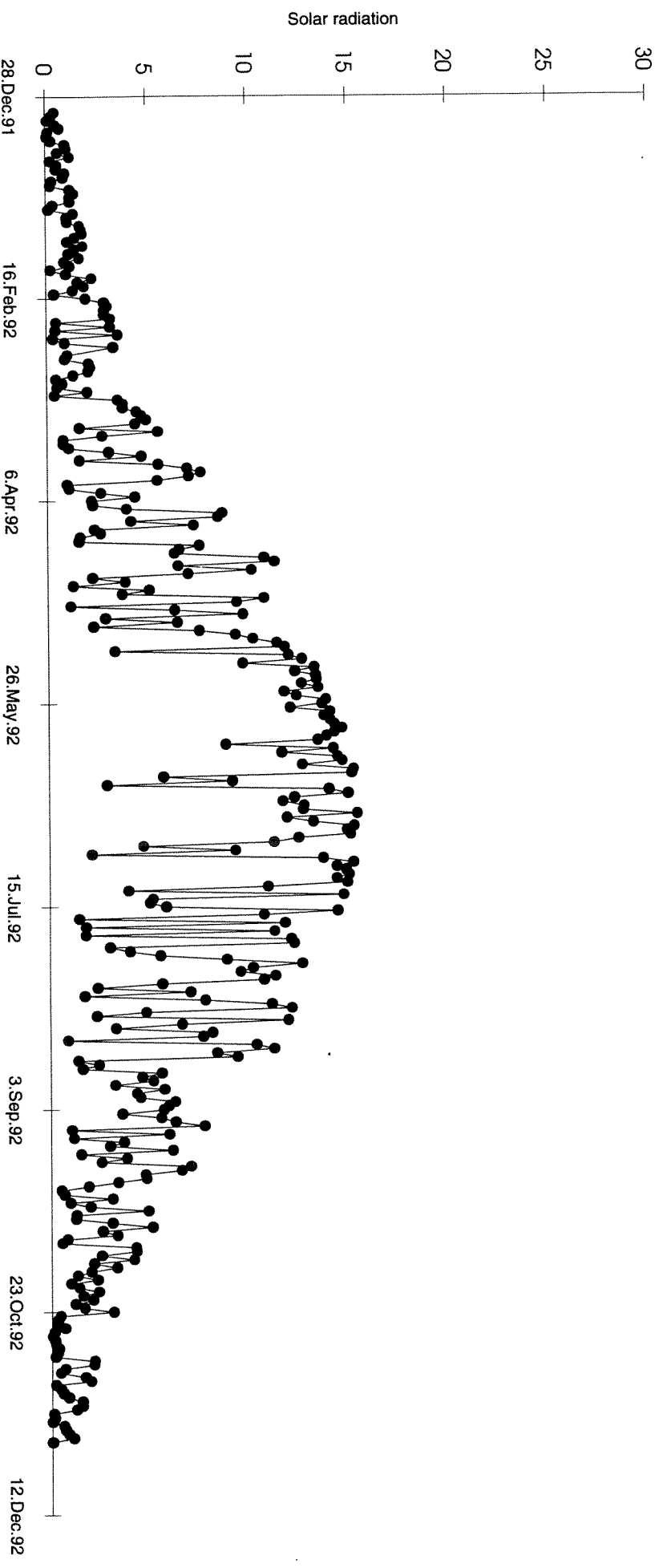
Temperature C 1992

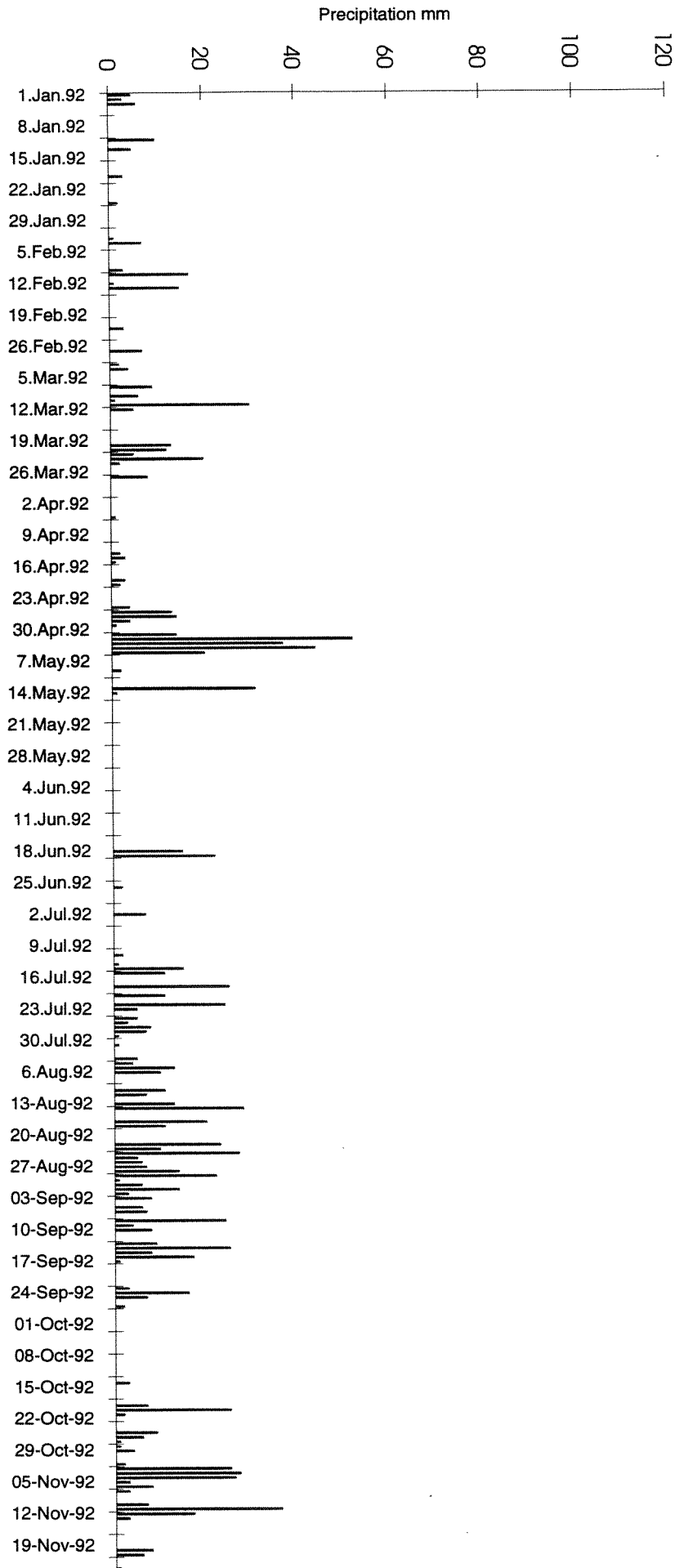




EGIL catchment
Precipitation 1992

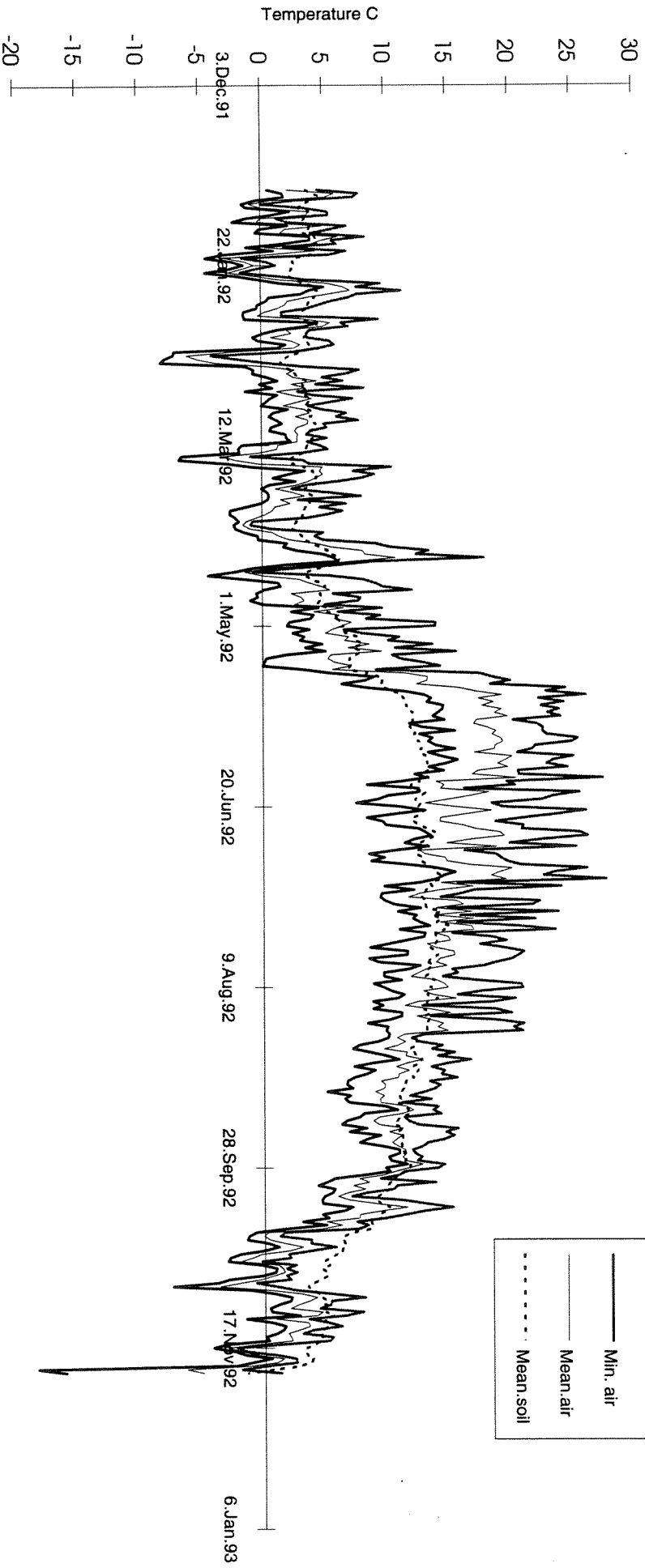
EGIL catchment Solar radiation 1992



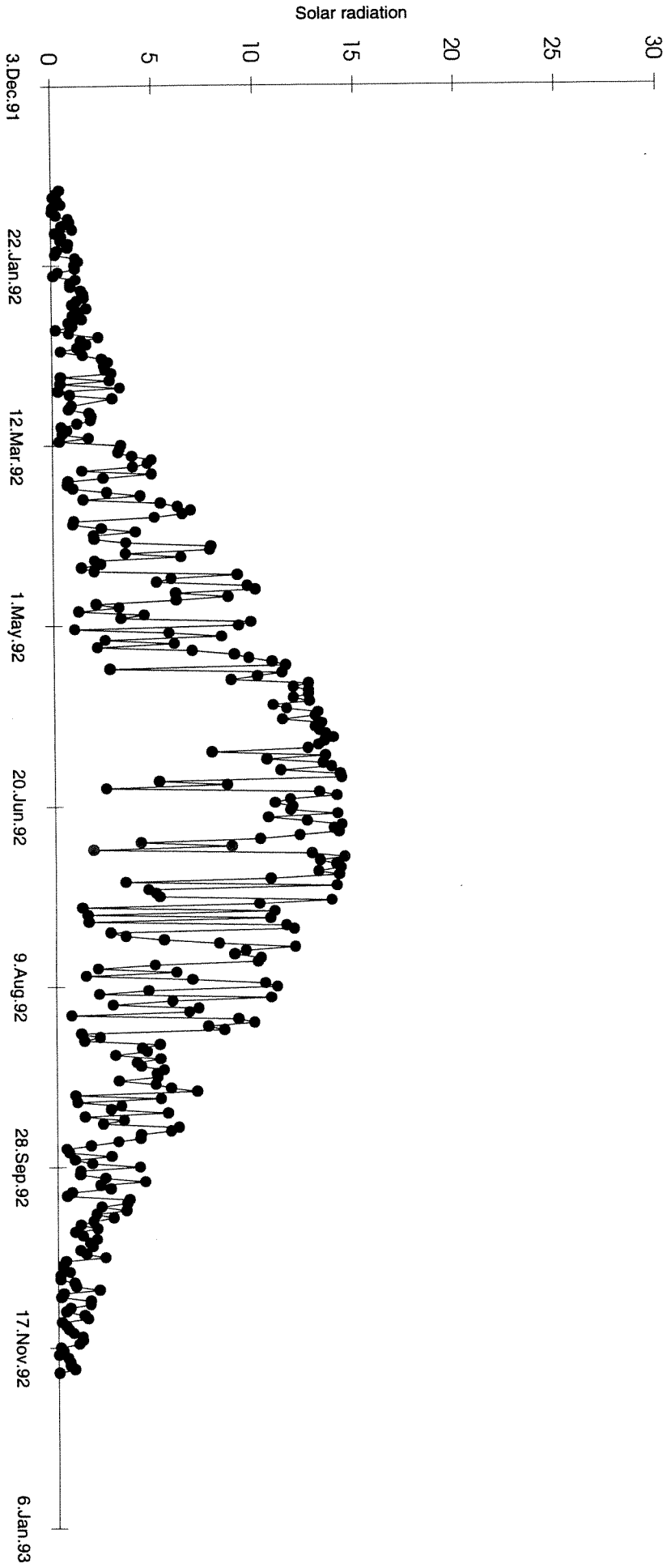


KIM catchment
Precipitation 1992

KIM catchment Temperature C 1992

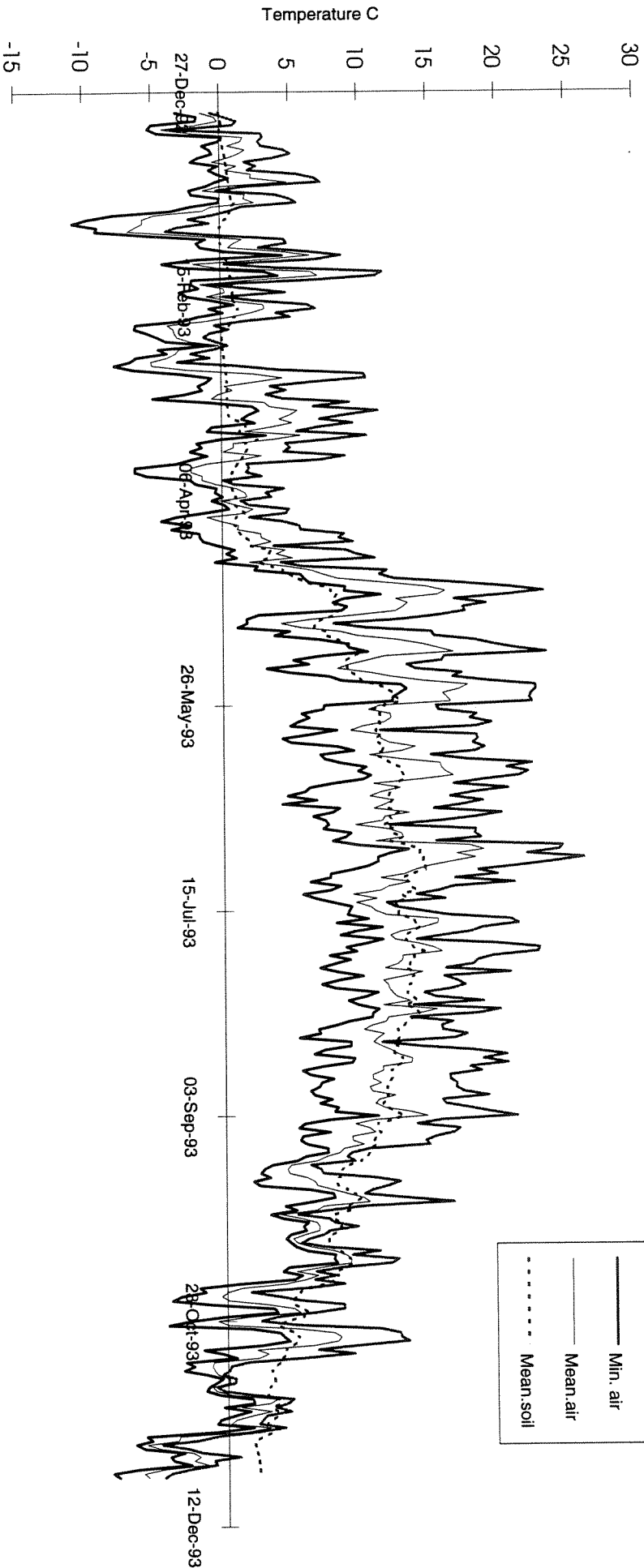


KIM catchment Solar radiation 1992

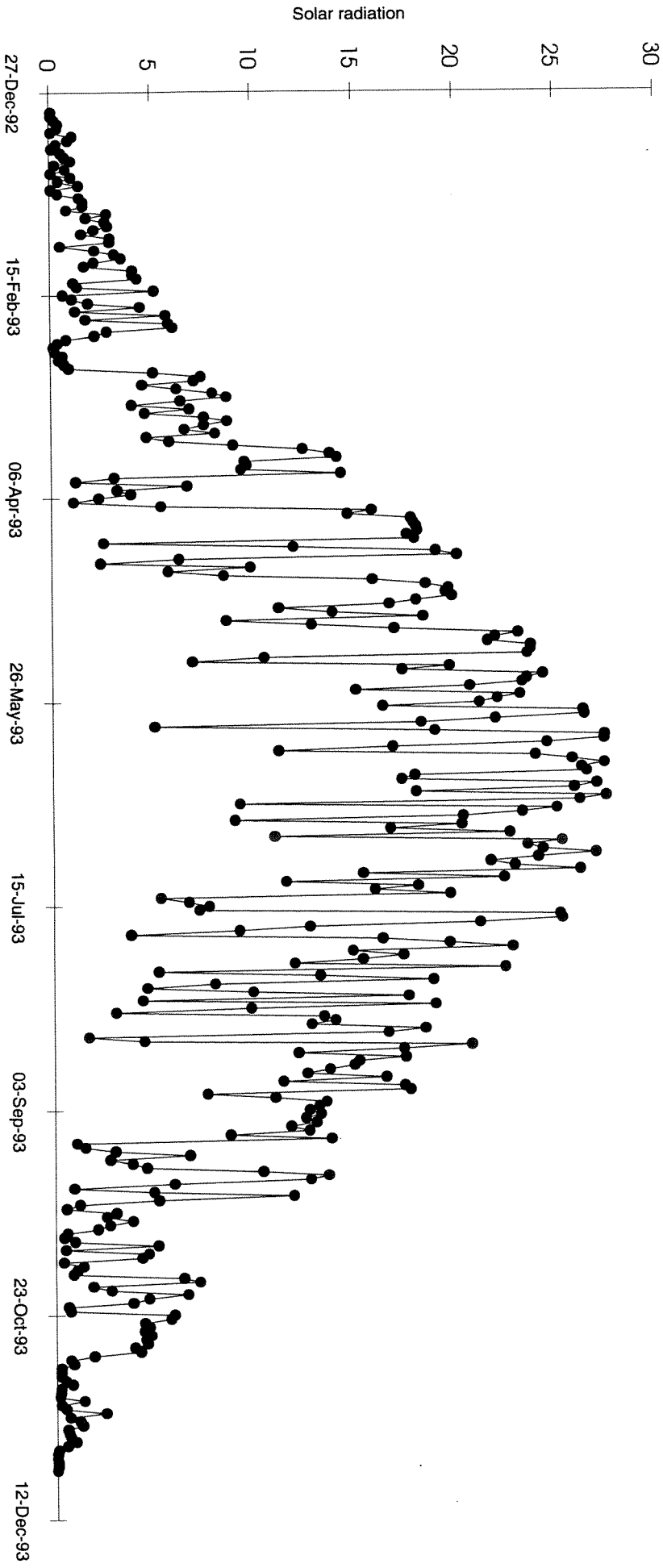



OUTSIDE

Temperature C 1993



OUTSIDE
Solar radiation 1993

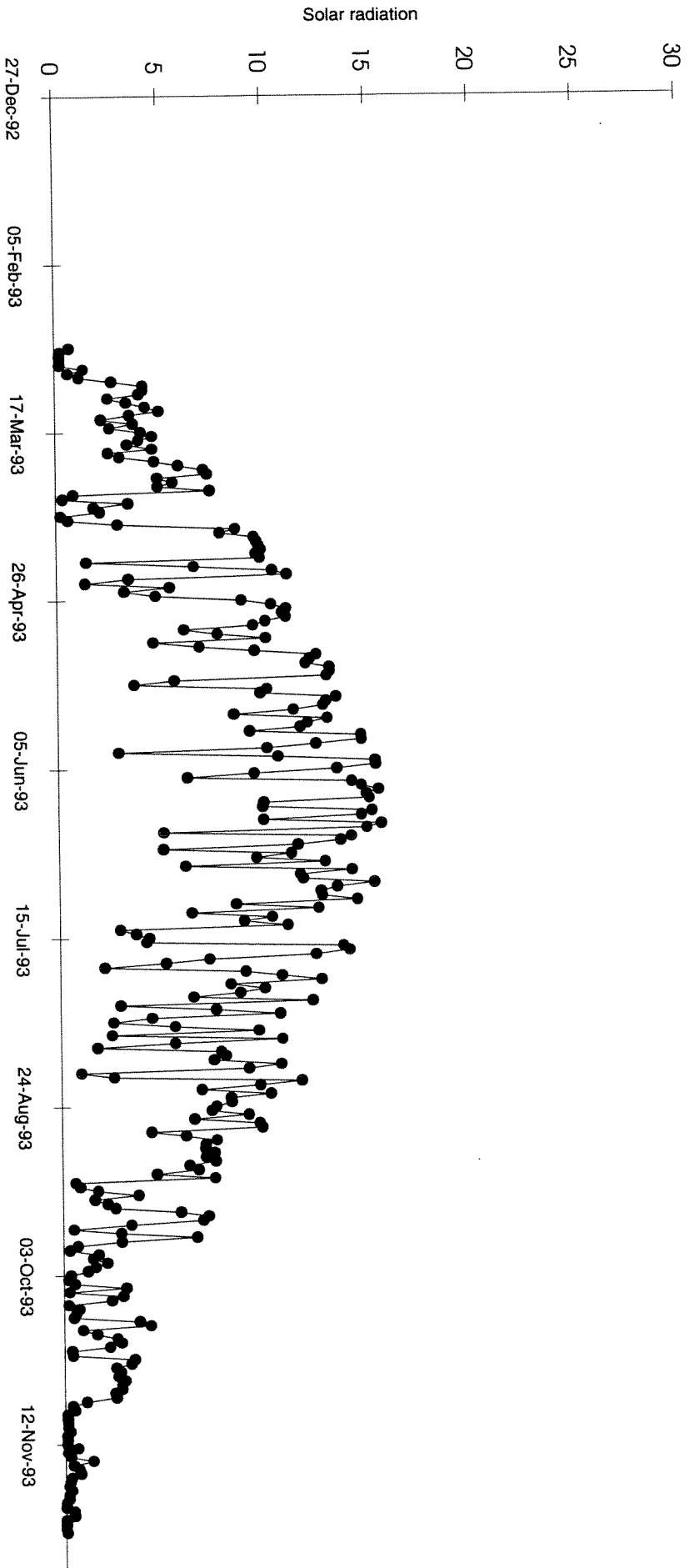


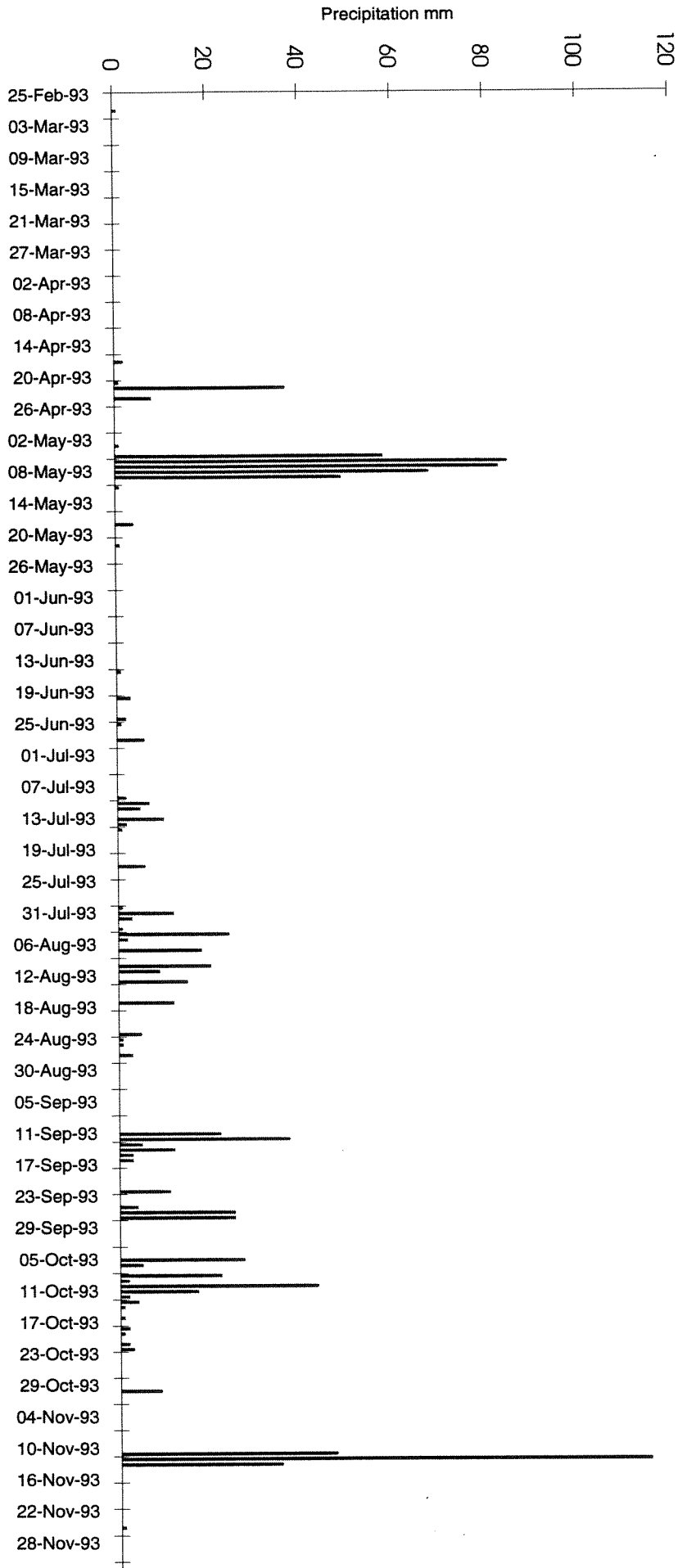


Precipitation 1993

OUTSIDE

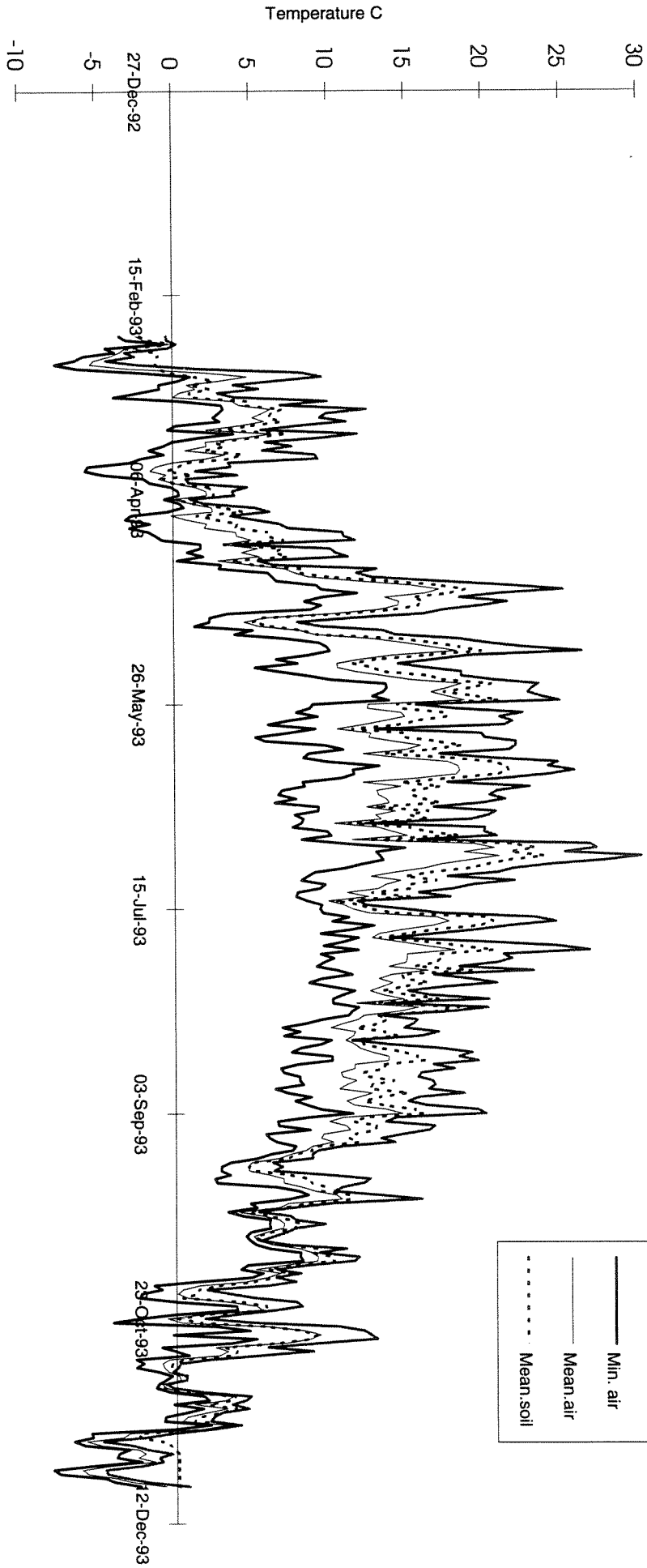
EGIL catchment Solar radiation 1993



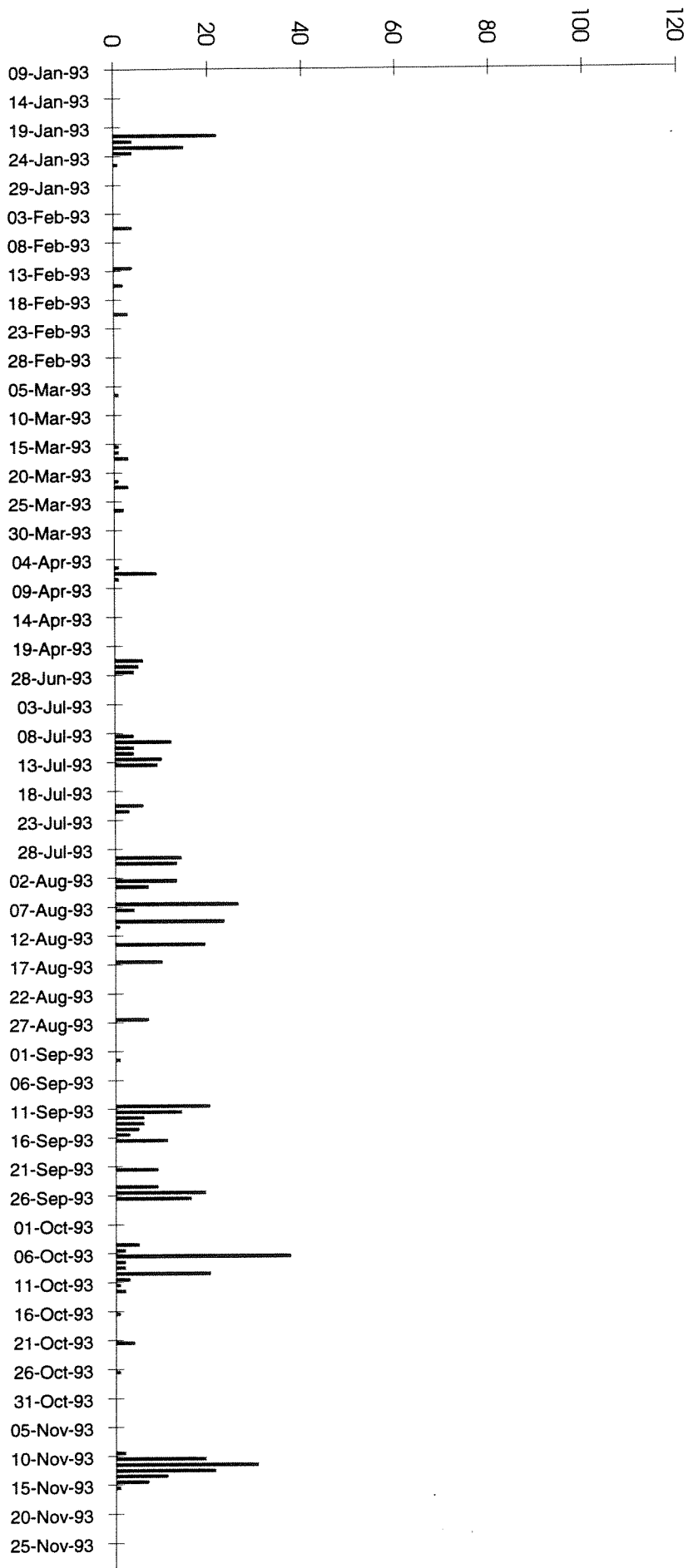


EGIL catchment
Precipitation 1993

EGIL catchment Temperature C 1993

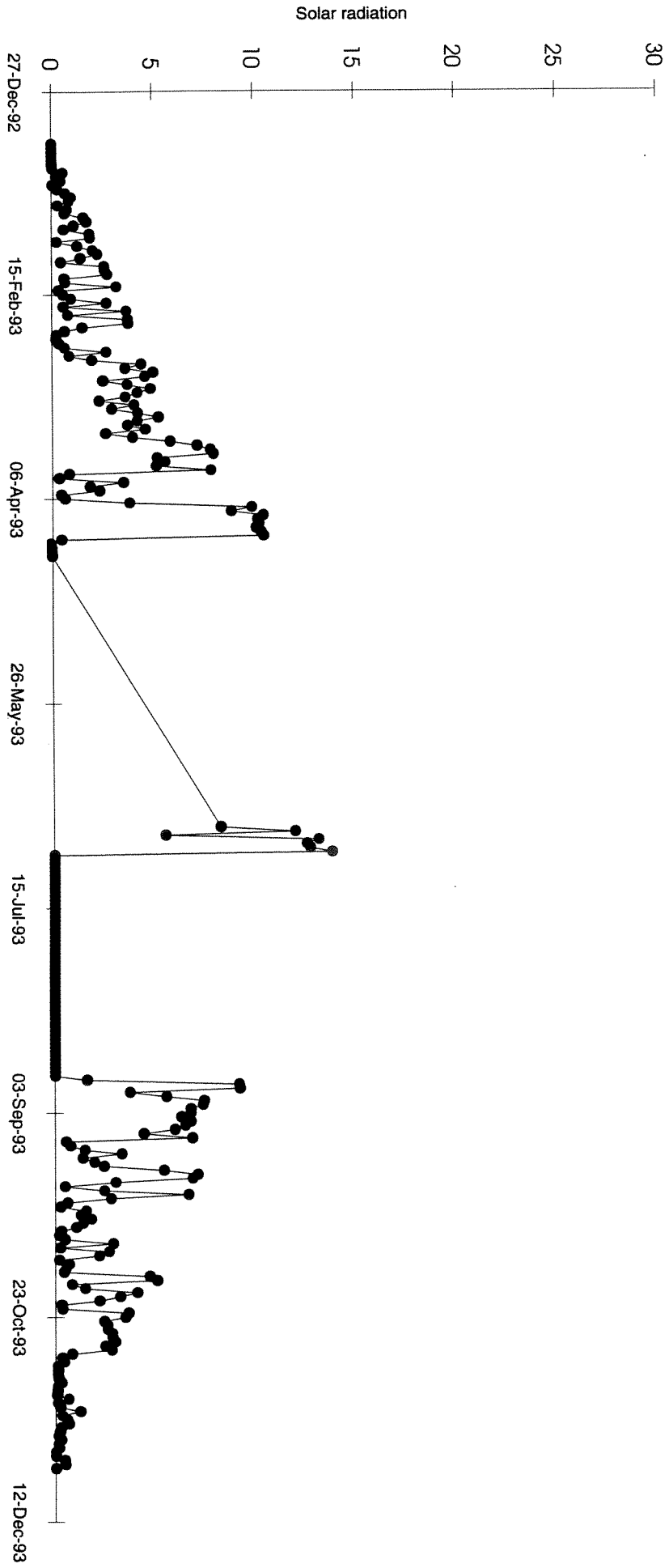


Precipitation mm

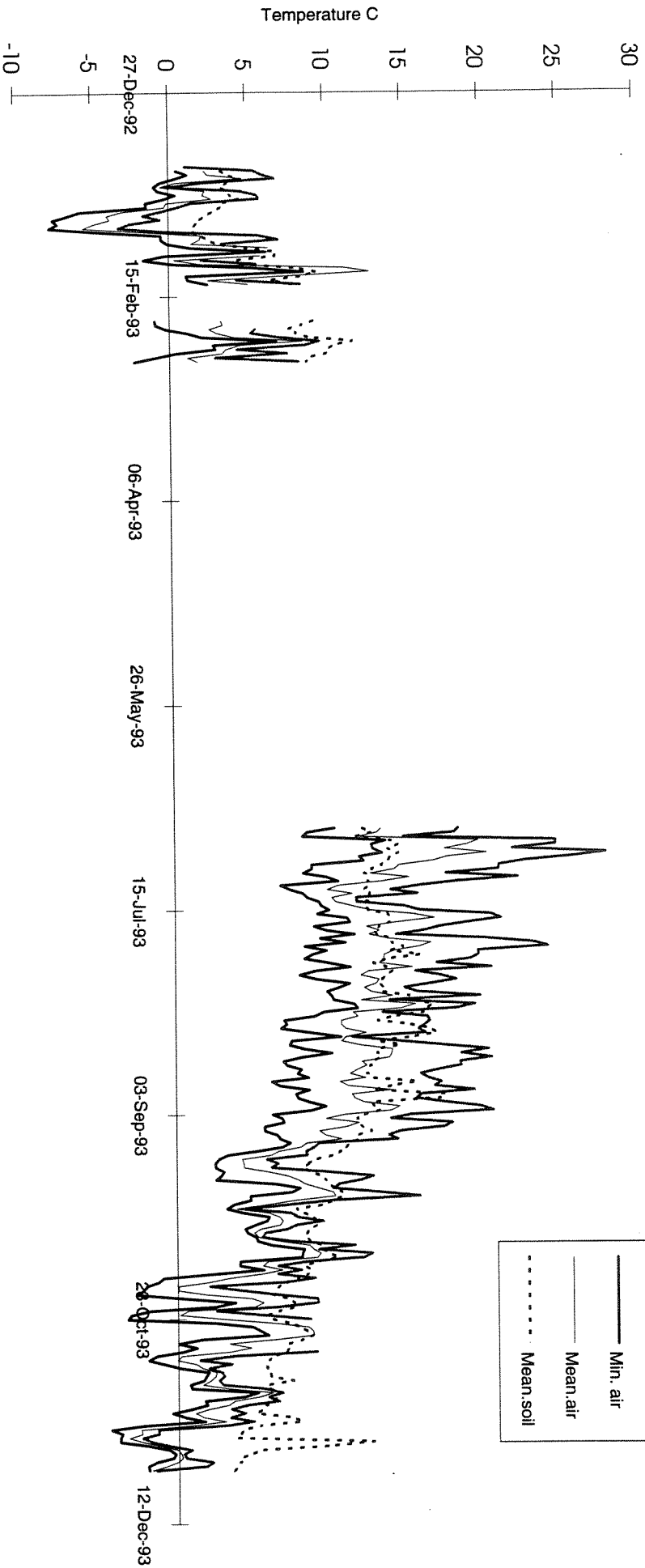
**KIM catchment**

Precipitation 1993

KIM catchment Solar radiation 1993



KIM catchment Temperature C 1993



Risdalsheia EGIL catchment. 1992
 Database from LI-1200 weatherstation

Date	Max.air Temp C	Min. air Temp C	Mean.air Temp C	Mean.soil Temp C	Precip. MM	Solar MJoule
1.Jan.92	4.70	0.38	1.98	3.11	12	0.44
2.Jan.92	7.46	1.74	5.89	3.95	7	0.28
3.Jan.92	7.50	1.75	5.15	4.58	12	0.10
4.Jan.92	2.58	-0.39	0.63	3.36	3	0.46
5.Jan.92	-0.11	-1.42	-0.85	2.04	0	0.68
6.Jan.92	3.35	-1.03	-0.09	2.14	1	0.11
7.Jan.92	5.45	2.40	3.95	3.35	7	0.05
8.Jan.92	5.48	0.60	3.64	3.92	4	0.26
9.Jan.92	1.11	-1.39	-0.24	2.27	0	0.95
10.Jan.92	2.20	-2.02	-0.31	1.85	0	1.02
11.Jan.92	8.13	2.18	5.55	3.51	0	0.58
12.Jan.92	6.71	0.06	2.20	3.13	0	1.17
13.Jan.92	5.06	-0.94	1.62	2.65	0	0.22
14.Jan.92	8.93	4.88	6.94	4.07	0	0.54
15.Jan.92	6.17	4.13	5.38	4.15	0	0.51
16.Jan.92	6.21	2.05	4.35	4.05	0	0.94
17.Jan.92	2.05	-1.05	0.46	2.84	0	0.85
18.Jan.92	7.57	1.07	4.86	3.57	0	0.29
19.Jan.92	5.88	-3.41	0.34	3.09	5	0.21
20.Jan.92	-1.27	-5.58	-3.16	1.55	0	1.19
21.Jan.92	-0.26	-3.07	-1.79	1.46	0	1.38
22.Jan.92	0.47	-1.30	-0.74	1.68	0	1.17
23.Jan.92	-0.56	-2.93	-1.62	1.51	0	1.19
24.Jan.92	-1.90	-5.71	-3.38	1.27	0	0.33
25.Jan.92	1.04	-1.90	-0.45	1.34	0	0.13
26.Jan.92	4.00	-0.02	1.68	1.98	0	1.35
27.Jan.92	9.51	2.39	5.44	2.98	3	1.03
28.Jan.92	9.06	4.17	6.82	4.02	0	1.05
29.Jan.92	11.39	2.36	6.67	3.99	0	1.66
30.Jan.92	8.08	1.87	4.88	4.12	0	1.74
31.Jan.92	7.51	-0.01	2.80	3.53	0	1.79
1.Feb.92	5.73	0.55	2.31	3.30	0	1.41
2.Feb.92	4.57	-0.17	1.92	3.16	1	1.05
3.Feb.92	3.72	-0.51	1.09	3.00	11	1.82
4.Feb.92	1.74	-1.48	0.30	1.91	0	1.39
5.Feb.92	1.74	-1.91	-0.34	2.01	0	1.10
6.Feb.92	9.89	-1.90	3.80	2.75	0	1.64
7.Feb.92	7.09	4.70	5.73	4.16	0	0.90
8.Feb.92	7.37	3.68	5.11	4.34	0	1.15
9.Feb.92	4.05	1.27	2.12	3.68	2	0.22
10.Feb.92	3.94	0.02	2.51	3.57	21	0.97
11.Feb.92	3.84	-0.58	0.78	2.94	0	2.26
12.Feb.92	5.47	-0.23	2.45	3.30	2	1.54
13.Feb.92	6.45	2.00	3.34	3.64	31	1.88
14.Feb.92	4.77	1.31	2.66	3.60	0	1.31
15.Feb.92	2.67	-7.15	-2.60	2.36	0	0.38
16.Feb.92	-4.19	-7.17	-6.16	1.17	0	1.95
17.Feb.92	-1.92	-8.18	-5.72	1.06	0	2.86
18.Feb.92	0.44	-9.78	-4.27	0.95	0	3.00
19.Feb.92	2.04	-1.14	0.17	0.98	0	2.86
20.Feb.92	8.03	-0.51	2.78	1.50	0	2.85
21.Feb.92	6.72	-0.57	2.08	1.93	0	3.15
22.Feb.92	5.04	0.50	2.69	2.28	2	0.47
23.Feb.92	6.15	1.23	4.35	3.03	2	3.15

Date	Max.air Temp C	Min. air Temp C	Mean.air Temp C	Mean.soil Temp C	Precip. MM	Solar MJoule
24.Feb.92	4.49	0.02	2.56	2.56	0	0.43
25.Feb.92	8.21	0.86	3.43	3.37	2	3.53
26.Feb.92	2.99	-1.13	1.28	2.63	2	0.32
27.Feb.92	4.28	1.36	2.46	2.98	7	0.89
28.Feb.92	7.49	0.68	4.12	3.86	0	3.31
1.Mar.92	3.80	0.23	1.83	3.02	0	1.02
2.Mar.92	5.06	2.11	3.54	3.50	1	0.88
3.Mar.92	7.02	1.22	3.98	4.06	4	2.08
4.Mar.92	6.04	0.75	2.84	3.57	0	2.16
5.Mar.92	7.98	1.53	4.02	3.82	1	2.05
6.Mar.92	5.15	1.91	3.83	4.24	0	1.30
7.Mar.92	5.16	1.01	2.99	3.69	7	0.45
8.Mar.92	4.05	0.81	2.80	3.66	0	0.76
9.Mar.92	3.72	2.10	3.07	3.81	6	0.49
10.Mar.92	5.43	2.11	2.95	3.92	1	2.01
11.Mar.92	3.76	2.32	2.93	3.63	54	0.37
12.Mar.92	4.27	-1.62	1.21	3.63	0	3.50
13.Mar.92	5.44	-1.14	1.38	3.14	3	3.74
14.Mar.92	3.25	-1.29	0.01	2.52	0	3.75
15.Mar.92	-0.68	-6.43	-3.25	1.33	0	4.43
16.Mar.92	2.13	-6.54	-2.60	0.87	0	4.68
17.Mar.92	2.10	-2.35	-0.48	1.23	0	4.90
18.Mar.92	10.72	-0.66	4.98	3.14	2	4.37
19.Mar.92	7.35	3.59	4.74	3.82	8	1.60
20.Mar.92	9.60	2.78	5.24	4.17	53	5.51
21.Mar.92	8.16	1.20	4.51	4.33	6	2.72
22.Mar.92	6.15	2.99	3.90	4.28	18	0.78
23.Mar.92	3.49	0.47	2.78	3.93	36	0.79
24.Mar.92	2.12	-0.08	1.02	3.08	4	1.06
25.Mar.92	5.64	0.36	2.44	3.30	1	3.05
26.Mar.92	7.88	0.81	3.51	4.02	0	4.68
27.Mar.92	2.78	0.61	1.56	3.45	13	1.59
28.Mar.92	4.87	-0.48	1.72	3.64	1	5.51
29.Mar.92	4.28	-1.32	0.84	2.79	0	6.94
30.Mar.92	7.10	-2.22	0.93	2.79	0	7.62
31.Mar.92	6.03	-2.20	0.65	2.91	0	7.02
1.Apr.92	4.17	-2.22	0.05	2.67	0	5.47
2.Apr.92	-0.70	-1.61	-1.13	1.77	0	0.98
3.Apr.92	-0.92	-2.46	-1.64	1.39	0	1.07
4.Apr.92	0.33	-2.41	-1.06	1.75	0	2.64
5.Apr.92	3.64	-1.17	0.57	2.37	1	4.34
6.Apr.92	4.67	-0.39	1.33	2.70	0	2.18
7.Apr.92	5.13	-0.15	2.41	3.08	0	2.25
8.Apr.92	9.43	1.73	4.44	4.07	0	3.92
9.Apr.92	11.19	1.36	5.68	4.79	0	8.69
10.Apr.92	14.78	2.79	8.35	5.66	0	8.47
11.Apr.92	13.20	5.08	8.60	6.06	0	4.13
12.Apr.92	18.34	5.84	10.96	6.99	0	7.25
13.Apr.92	9.11	6.29	7.43	6.51	2	2.32
14.Apr.92	6.40	2.18	4.57	5.63	8	2.62
15.Apr.92	3.06	-0.37	1.09	4.09	0	1.61
16.Apr.92	-0.30	-2.34	-1.33	2.54	0	1.55
17.Apr.92	3.48	-4.49	-0.83	2.35	1	7.54
18.Apr.92	8.78	-1.92	2.99	3.58	0	6.53
19.Apr.92	9.59	1.31	3.89	4.35	10	6.29
20.Apr.92	9.67	1.56	4.75	4.76	0	10.79
21.Apr.92	12.58	0.13	5.39	4.87	0	11.30

Date	Max.air Temp C	Min. air Temp C	Mean.air Temp C	Mean.soil Temp C	Precip. MM	Solar MJoule
22.Apr.92	6.61	-0.62	2.78	4.41	0	6.48
23.Apr.92	9.26	-0.44	3.80	4.67	0	10.15
24.Apr.92	8.57	-0.96	3.58	4.73	0	6.96
25.Apr.92	5.21	-0.73	2.29	4.19	14	2.22
26.Apr.92	10.20	4.50	6.69	5.30	27	3.84
27.Apr.92	6.10	1.24	4.00	5.27	40	1.24
28.Apr.92	9.70	4.14	6.26	6.57	16	5.05
29.Apr.92	8.63	3.66	5.86	6.27	0	3.68
30.Apr.92	13.72	1.89	6.75	7.02	0	10.78
1.May.92	14.05	1.94	6.75	7.25	8	9.41
2.May.92	6.62	3.68	5.71	6.24	100	1.12
3.May.92	8.39	2.45	5.34	6.44	3	6.29
4.May.92	13.62	3.30	8.19	7.46	0	9.71
5.May.92	11.33	3.97	7.41	7.12	0	2.85
6.May.92	14.83	5.21	9.26	8.22	0	6.43
7.May.92	11.17	3.76	7.28	7.22	0	2.24
8.May.92	16.57	5.39	9.96	8.49	0	7.52
9.May.92	11.17	2.26	5.63	7.90	0	9.32
10.May.92	11.66	0.38	5.23	7.32	0	10.21
11.May.92	13.04	0.31	5.88	7.32	0	11.40
12.May.92	15.02	0.33	7.30	7.64	0	11.78
13.May.92	10.16	3.42	6.00	6.78	50	3.29
14.May.92	18.74	5.44	11.74	9.23	0	11.97
15.May.92	20.90	8.72	14.46	10.93	0	12.64
16.May.92	21.78	8.85	14.15	11.25	0	9.69
17.May.92	18.28	6.61	12.47	10.75	0	13.26
18.May.92	26.29	8.15	16.68	11.35	0	12.29
19.May.92	25.55	11.50	18.40	12.55	0	13.32
20.May.92	28.05	13.48	20.47	13.47	0	13.37
21.May.92	24.70	13.68	18.72	13.60	0	12.61
22.May.92	26.06	13.26	19.93	13.96	0	13.44
23.May.92	25.73	13.85	18.84	14.11	0	11.75
24.May.92	26.69	14.69	20.62	14.58	0	12.36
25.May.92	25.83	13.70	19.81	14.74	0	13.83
26.May.92	27.04	13.72	20.63	14.93	0	13.64
27.May.92	22.91	13.37	18.40	14.63	0	12.04
28.May.92	24.54	11.73	18.25	14.31	0	14.02
29.May.92	24.95	13.11	19.29	14.56	0	13.74
30.May.92	24.97	15.79	19.97	14.95	0	14.03
31.May.92	26.54	12.80	19.72	15.03	0	14.24
1.Jun.92	28.16	13.26	20.53	15.51	0	14.63
2.Jun.92	26.97	12.80	20.17	15.46	0	14.24
3.Jun.92	24.69	13.99	19.86	15.63	0	13.86
4.Jun.92	23.82	16.46	19.95	15.65	0	13.42
5.Jun.92	21.75	13.89	17.61	15.27	8	8.81
6.Jun.92	27.15	14.31	20.88	16.31	0	14.19
7.Jun.92	25.95	15.68	20.50	16.40	0	11.62
8.Jun.92	25.62	14.78	20.21	16.48	0	14.40
9.Jun.92	27.84	13.15	20.98	16.56	0	14.63
10.Jun.92	22.70	15.11	18.40	15.96	0	12.64
11.Jun.92	23.13	12.74	18.01	15.65	0	15.20
12.Jun.92	29.68	13.14	21.46	16.67	0	15.11
13.Jun.92	18.74	10.91	14.48	14.97	0	5.69
14.Jun.92	21.81	8.34	15.49	14.82	0	9.13
15.Jun.92	17.01	12.95	14.80	14.49	14	2.86
16.Jun.92	26.03	11.46	17.69	18.30	46	13.97
17.Jun.92	22.98	9.32	15.67	17.45	1	14.93

Date	Max.air Temp C	Min. air Temp C	Mean.air Temp C	Mean.soil Temp C	Precip. MM	Solar MJoule
18.Jun.92	23.00	9.25	15.40	16.76	0	12.24
19.Jun.92	20.68	8.90	14.78	15.85	0	11.66
20.Jun.92	22.03	11.12	16.59	17.90	0	12.72
21.Jun.92	26.76	13.08	18.63	19.97	0	12.67
22.Jun.92	24.51	10.39	16.47	18.28	0	15.38
23.Jun.92	21.70	8.14	14.59	15.98	0	11.87
24.Jun.92	22.03	9.57	15.64	17.28	0	13.18
25.Jun.92	24.31	10.04	17.73	19.66	0	15.23
26.Jun.92	24.85	12.14	18.91	20.55	0	14.86
27.Jun.92	27.67	13.55	20.61	21.73	0	15.05
28.Jun.92	27.91	13.82	20.19	21.37	0	12.44
29.Jun.92	24.70	12.32	17.46	18.39	0	11.21
30.Jun.92	20.95	11.97	15.34	15.39	0	4.67
1.Jul.92	26.87	12.69	19.54	20.30	0	9.27
2.Jul.92	16.38	10.72	12.77	12.39	12	2.08
3.Jul.92	19.66	8.39	13.57	15.21	0	13.67
4.Jul.92	22.37	9.25	16.01	18.30	0	15.19
5.Jul.92	22.24	8.39	15.80	17.70	0	14.35
6.Jul.92	24.24	11.66	18.11	20.08	0	14.83
7.Jul.92	29.14	14.49	21.43	22.68	0	14.97
8.Jul.92	26.32	15.46	20.48	22.05	0	14.35
9.Jul.92	24.94	14.12	19.55	21.09	0	14.88
10.Jul.92	29.62	14.42	20.36	21.35	0	10.91
11.Jul.92	16.23	12.78	14.83	14.44	4	3.91
12.Jul.92	26.11	10.15	17.51	19.26	0	14.68
13.Jul.92	18.91	12.25	15.18	15.65	5	5.13
14.Jul.92	16.59	9.62	13.04	13.08	37	4.98
15.Jul.92	15.37	9.16	11.99	13.04	1	5.79
16.Jul.92	23.85	10.04	15.81	17.62	0	14.39
17.Jul.92	23.47	10.63	17.08	17.95	0	10.70
18.Jul.92	15.48	12.91	14.40	14.39	34	1.44
19.Jul.92	25.57	11.15	17.52	19.09	0	11.75
20.Jul.92	16.40	12.69	14.19	14.13	14	1.78
21.Jul.92	23.82	12.23	17.52	18.70	0	11.22
22.Jul.92	15.78	12.76	14.54	14.76	46	1.77
23.Jul.92	22.66	13.95	17.59	19.12	3	12.06
24.Jul.92	25.50	11.21	17.83	19.38	0	12.20
25.Jul.92	15.97	13.54	14.44	14.45	7	2.97
26.Jul.92	19.51	12.97	15.28	15.41	3	3.97
27.Jul.92	20.10	11.75	15.54	15.89	13	5.50
28.Jul.92	19.74	9.81	13.82	14.51	12	8.83
29.Jul.92	19.90	9.02	14.12	15.10	0	12.60
30.Jul.92	23.05	11.88	16.08	17.78	0	10.14
31.Jul.92	21.87	11.91	16.16	16.80	1	9.51
1.Aug.92	21.23	8.94	14.74	16.19	0	11.26
2.Aug.92	20.50	9.42	15.23	16.47	0	10.69
3.Aug.92	19.41	13.21	15.74	15.98	8	5.58
4.Aug.92	15.86	11.92	13.70	13.72	8	2.34
5.Aug.92	17.68	9.84	13.22	13.87	21	6.98
6.Aug.92	14.86	10.12	12.24	12.33	13	1.70
7.Aug.92	18.52	11.50	14.58	15.33	2	7.73
8.Aug.92	22.25	9.10	15.08	16.77	0	11.07
9.Aug.92	23.21	9.68	15.87	17.55	0	12.07
10.Aug.92	18.09	10.13	12.97	13.44	21	4.77
11.Aug.92	15.84	11.33	13.87	14.33	8	2.30
12.Aug.92	20.86	11.26	15.82	17.61	0	11.89
13.Aug.92	19.79	9.19	13.33	14.35	40	6.55

Date	Max.air Temp C	Min. air Temp C	Mean.air Temp C	Mean.soil Temp C	Precip. MM	Solar MJoule
14.Aug.92	14.14	9.61	11.76	12.06	30	3.25
15.Aug.92	20.81	8.75	13.96	15.22	0	8.07
16.Aug.92	22.10	11.40	15.92	16.76	0	7.61
17.Aug.92	13.87	11.12	12.72	12.62	44	0.85
18.Aug.92	20.67	10.32	14.27	15.89	0	10.30
19.Aug.92	22.89	8.90	15.19	16.78	1	11.18
20.Aug.92	22.26	10.05	14.79	16.00	0	8.31
21.Aug.92	23.49	10.04	15.74	16.75	0	9.34
22.Aug.92	12.73	10.17	11.24	11.20	45	1.36
23.Aug.92	12.35	10.10	10.96	11.06	17	2.38
24.Aug.92	13.22	9.46	11.71	11.82	44	1.57
25.Aug.92	15.26	8.04	11.30	11.95	3	5.53
26.Aug.92	15.19	7.49	10.33	10.73	9	4.55
27.Aug.92	16.25	8.98	11.90	12.25	6	5.10
28.Aug.92	14.70	10.13	11.81	12.12	16	3.19
29.Aug.92	17.91	11.06	13.28	13.68	33	5.67
30.Aug.92	15.94	8.94	12.01	12.57	0	4.27
31.Aug.92	14.91	7.32	11.22	12.20	20	4.47
1.Sep.92	16.33	8.91	12.45	12.90	10	6.20
2.Sep.92	15.37	7.33	10.92	11.45	5	5.88
3.Sep.92	16.65	7.08	11.26	11.74	8	5.62
4.Sep.92	13.80	6.78	9.64	9.95	1	3.54
5.Sep.92	14.67	6.93	10.14	10.97	13	5.49
6.Sep.92	15.28	6.88	10.08	11.01	0	6.20
7.Sep.92	15.46	4.83	9.76	11.50	0	7.65
8.Sep.92	12.02	7.19	9.94	9.99	31	1.02
9.Sep.92	14.44	6.64	9.86	10.58	2	5.89
10.Sep.92	11.22	7.10	9.61	9.79	8	1.12
11.Sep.92	14.84	9.89	11.82	12.27	0	3.62
12.Sep.92	14.57	10.88	12.37	13.07	2	2.92
13.Sep.92	15.23	7.98	11.36	11.83	8	6.06
14.Sep.92	11.25	6.28	9.13	9.17	35	1.49
15.Sep.92	12.94	6.69	9.14	9.90	2	3.76
16.Sep.92	12.73	6.36	9.43	9.95	19	2.49
17.Sep.92	15.57	8.34	11.42	12.19	0	6.96
18.Sep.92	16.61	6.81	10.95	12.17	0	6.50
19.Sep.92	17.12	9.20	11.81	12.69	0	4.69
20.Sep.92	15.88	8.37	11.22	12.27	0	4.75
21.Sep.92	14.31	7.78	10.71	11.52	0	3.31
22.Sep.92	13.55	9.73	11.21	11.75	0	1.84
23.Sep.92	12.05	11.29	11.61	11.71	7	0.50
24.Sep.92	12.32	11.10	11.67	11.80	18	0.64
25.Sep.92	13.66	10.31	11.55	11.71	5	3.04
26.Sep.92	12.78	10.42	11.64	11.92	1	0.94
27.Sep.92	15.02	11.71	13.03	13.37	0	1.93
28.Sep.92	15.28	9.84	12.12	13.10	0	4.83
29.Sep.92	11.86	10.26	10.81	11.13	0	1.24
30.Sep.92	11.20	8.22	9.86	10.14	0	1.20
1.Oct.92	10.60	4.45	7.71	8.34	0	3.02
2.Oct.92	14.95	4.92	8.71	9.73	0	5.05
3.Oct.92	11.22	4.27	7.21	7.95	0	2.53
4.Oct.92	11.55	5.45	8.43	9.18	0	3.27
5.Oct.92	8.69	4.71	6.68	6.86	0	0.78
6.Oct.92	7.10	4.83	5.93	6.01	0	0.52
7.Oct.92	11.65	3.71	6.86	7.64	0	4.20
8.Oct.92	13.60	4.74	9.02	9.68	0	4.22
9.Oct.92	15.42	7.60	12.06	12.22	0	2.47

Date	Max.air Temp C	Min. air Temp C	Mean.air Temp C	Mean.soil Temp C	Precip. MM	Solar MJoule
10.Oct.92	12.69	6.44	9.49	9.68	0	4.10
11.Oct.92	11.60	4.19	7.61	7.70	0	2.08
12.Oct.92	10.37	5.67	8.01	8.47	0	3.24
13.Oct.92	8.50	2.75	5.30	5.57	0	1.95
14.Oct.92	8.50	5.40	6.46	6.76	3	1.28
15.Oct.92	8.36	1.55	4.67	4.80	0	2.28
16.Oct.92	1.57	-0.72	0.20	0.33	0	0.95
17.Oct.92	1.03	-1.26	-0.16	0.14	0	1.36
18.Oct.92	4.87	-2.19	0.55	1.33	0	2.32
19.Oct.92	3.46	0.20	1.49	1.96	13	1.55
20.Oct.92	6.27	0.99	3.04	3.49	28	2.04
21.Oct.92	3.88	-0.26	1.92	2.30	3	1.16
22.Oct.92	1.52	-2.15	-0.41	-0.14	0	1.61
23.Oct.92	1.36	-2.79	-0.95	-0.57	0	3.06
24.Oct.92	-0.35	-3.05	-2.01	-1.76	0	0.43
25.Oct.92	2.46	-0.37	0.96	1.28	23	0.30
26.Oct.92	1.73	1.01	1.45	1.53	2	0.30
27.Oct.92	2.63	0.81	1.64	1.89	3	0.64
28.Oct.92	1.71	0.13	0.78	0.85	0	0.12
29.Oct.92	1.93	-2.57	-0.21	-0.06	8	0.03
30.Oct.92	-0.79	-3.74	-1.84	-1.06	0	0.15
31.Oct.92	0.20	-7.44	-3.86	-2.20	1	0.18
1.Nov.92	0.65	-1.02	-0.14	-0.20	1	0.33
2.Nov.92	5.13	0.52	2.86	1.89	34	0.28
3.Nov.92	7.93	2.22	4.14	4.11	64	0.17
4.Nov.92	6.29	2.28	3.94	4.14	5	2.11
5.Nov.92	5.81	1.31	2.90	3.21	0	2.08
6.Nov.92	4.74	0.33	2.19	2.40	8	0.65
7.Nov.92	8.21	0.60	4.78	4.82	2	0.42
8.Nov.92	7.03	2.97	4.55	4.64	0	1.65
9.Nov.92	4.57	-1.54	1.06	1.41	0	1.92
10.Nov.92	5.07	0.68	3.49	3.59	5	0.19
11.Nov.92	6.17	1.74	3.70	4.04	86.99	0.43
12.Nov.92	4.27	1.42	2.83	3.49	6	0.56
13.Nov.92	3.16	0.97	1.96	2.16	2	0.82
14.Nov.92	5.74	0.07	2.22	2.46	0	1.49
15.Nov.92	5.65	0.35	2.12	2.44	0	1.52
16.Nov.92	0.59	-2.50	-0.74	-0.60	0	1.21
17.Nov.92	-2.28	-4.26	-2.99	-2.90	0	0.09
18.Nov.92	-1.40	-2.40	-1.86	-1.74	0	0.13
19.Nov.92	0.47	-1.55	-0.60	-0.46	0	0.01
20.Nov.92	2.55	0.25	1.32	1.69	21	0.57
21.Nov.92	2.60	-0.58	0.97	1.10	3	0.66
22.Nov.92	0.37	-1.01	-0.40	-0.22	0	0.82
23.Nov.92	-0.92	-5.58	-3.63	-3.30	0	1.05
24.Nov.92	2.05	-4.22	-0.57	-0.22	10	0.02

Risdalsheia KIM catchment. 1992
 Database from LI-1200 weatherstation

Date	Max.air Temp C	Min. air Temp C	Mean.air Temp C	Mean.s Temp		
1.Jan.92	4.61	0.55	2.13	3.70		
2.Jan.92	7.91	1.76	5.94	4.21		
3.Jan.92	7.47	1.87	5.21	4.95		
4.Jan.92	2.61	-0.39	0.82	4.08		
5.Jan.92	0.02	-1.52	-0.90	3.32		
6.Jan.92	3.43	-1.17	0.01	3.14		
7.Jan.92	5.43	2.37	3.90	3.90		
8.Jan.92	5.44	0.98	3.73	4.43		
9.Jan.92	1.28	-1.15	-0.04	3.55		
10.Jan.92	2.23	-2.26	-0.26	3.08		
11.Jan.92	6.96	2.22	4.98	4.00	10.00	0.51
12.Jan.92	5.61	-0.07	1.97	3.94	0.00	1.04
13.Jan.92	4.05	-0.39	1.61	3.53	5.00	0.19
14.Jan.92	8.41	3.99	6.24	4.36	0.00	0.49
15.Jan.92	5.72	4.00	4.93	4.59	0.00	0.45
16.Jan.92	6.16	1.91	4.12	4.55	0.00	0.83
17.Jan.92	1.91	-1.16	0.37	3.71	0.00	0.79
18.Jan.92	6.93	1.06	4.45	4.05	0.00	0.27
19.Jan.92	5.61	-3.05	0.43	4.03	3.00	0.19
20.Jan.92	-1.52	-4.47	-2.91	2.80	0.00	1.17
21.Jan.92	0.45	-2.34	-1.30	2.61	0.00	1.32
22.Jan.92	1.21	-1.41	-0.55	2.73	0.00	1.11
23.Jan.92	-0.38	-2.53	-1.51	2.55	0.00	1.15
24.Jan.92	-1.64	-4.50	-2.64	2.33	0.00	0.31
25.Jan.92	1.35	-1.96	-0.43	2.35	2.00	0.10
26.Jan.92	3.75	-0.14	1.49	2.77	0.00	1.19
27.Jan.92	9.67	1.61	5.37	3.54	0.00	0.92
28.Jan.92	7.72	5.10	6.69	4.39	0.00	0.92
29.Jan.92	11.36	3.92	7.21	4.51	0.00	1.45
30.Jan.92	7.75	3.26	5.42	4.69	0.00	1.55
31.Jan.92	7.09	0.65	3.63	4.30	0.00	1.59
1.Feb.92	5.66	0.42	2.16	3.96	0.00	1.22
2.Feb.92	4.72	-0.25	1.94	3.79	1.00	1.01
3.Feb.92	3.72	-0.37	1.30	3.75	7.00	1.69
4.Feb.92	1.68	-1.39	0.28	3.16	0.00	1.28
5.Feb.92	1.67	-1.43	-0.25	3.00	0.00	1.01
6.Feb.92	9.48	-1.31	3.69	3.36	0.00	1.47
7.Feb.92	6.47	4.60	5.58	4.41	0.00	0.81
8.Feb.92	7.04	3.59	4.99	4.60	0.00	1.00
9.Feb.92	3.96	1.29	2.07	4.19	3.00	0.19
10.Feb.92	3.68	0.14	2.45	3.93	17.00	0.83
11.Feb.92	3.74	-0.67	0.80	3.53	0.00	2.29
12.Feb.92	5.51	-0.24	2.41	3.70	1.00	1.41
13.Feb.92	5.90	2.00	3.18	3.92	15.00	1.69
14.Feb.92	4.68	1.29	2.66	3.95	0.00	1.23
15.Feb.92	2.65	-7.02	-2.37	3.39	0.00	0.43
16.Feb.92	-4.02	-7.12	-6.02	2.28	0.00	1.51
17.Feb.92	-1.93	-7.84	-5.19	1.86	0.00	2.46
18.Feb.92	0.35	-8.12	-3.73	1.60	0.00	2.75
19.Feb.92	3.33	-1.31	0.43	1.66	0.00	2.54
20.Feb.92	7.91	-0.63	2.70	2.34	0.00	2.60
21.Feb.92	6.94	-0.69	2.07	2.68	0.00	2.91
22.Feb.92	4.93	0.49	2.58	2.97	3.00	0.41
23.Feb.92	6.60	1.31	4.50	3.70	0.00	2.82

Date	Max.air Temp C	Min. air Temp C	Mean.air Temp C	Mean.soil Temp C	Precip. MM	Solar MJoule
24.Feb.92	4.42	-0.15	2.47	3.34	0.00	0.38
25.Feb.92	8.28	0.88	3.60	3.74	0.00	3.31
26.Feb.92	2.95	-1.28	1.25	3.33	0.00	0.28
27.Feb.92	4.19	1.30	2.45	3.49	7.00	0.85
28.Feb.92	7.37	0.71	4.11	4.01	0.00	2.94
1.Mar.92	3.79	-0.01	1.78	3.58	0.00	0.92
2.Mar.92	4.90	2.15	3.47	3.86	2.00	0.80
3.Mar.92	6.90	0.96	3.91	4.25	4.00	1.80
4.Mar.92	6.04	0.61	2.76	3.98	0.00	1.92
5.Mar.92	7.84	1.19	3.80	4.10	0.00	1.87
6.Mar.92	5.04	1.65	3.73	4.38	0.00	1.20
7.Mar.92	5.26	0.81	2.89	4.10	9.00	0.42
8.Mar.92	3.98	0.66	2.68	4.07	0.00	0.69
9.Mar.92	3.66	1.95	2.94	4.14	6.00	0.47
10.Mar.92	5.29	2.00	2.87	4.14	1.00	1.77
11.Mar.92	3.71	2.35	2.89	4.00	30.00	0.33
12.Mar.92	4.72	-1.57	1.33	3.72	5.00	3.35
13.Mar.92	5.36	-1.90	1.25	3.60	0.00	3.30
14.Mar.92	3.31	-1.78	-0.14	3.33	0.00	3.21
15.Mar.92	-0.89	-6.47	-3.07	2.62	0.00	3.91
16.Mar.92	3.33	-6.67	-2.12	2.22	0.00	4.87
17.Mar.92	3.86	-2.74	-0.30	2.51	0.00	4.66
18.Mar.92	10.47	-0.74	4.91	3.50	0.00	3.94
19.Mar.92	7.40	3.49	4.68	4.10	0.00	1.43
20.Mar.92	9.10	2.19	4.93	4.54	13.00	4.87
21.Mar.92	8.02	0.90	4.34	4.38	12.00	2.47
22.Mar.92	6.06	2.72	3.76	4.56	5.00	0.75
23.Mar.92	3.52	0.57	2.77	4.18	20.00	0.72
24.Mar.92	2.40	-0.04	1.09	3.50	2.00	0.97
25.Mar.92	5.44	0.43	2.49	3.70	0.00	2.65
26.Mar.92	8.02	0.57	3.48	4.08	0.00	4.30
27.Mar.92	2.92	0.48	1.50	3.82	8.00	1.48
28.Mar.92	6.80	-0.04	2.30	3.91	0.00	5.30
29.Mar.92	4.67	-1.27	1.04	3.58	0.00	6.14
30.Mar.92	6.54	-2.56	0.82	3.39	0.00	6.80
31.Mar.92	5.26	-2.59	0.30	3.33	0.00	6.38
1.Apr.92	3.72	-2.20	-0.42	3.22	0.00	5.00
2.Apr.92	-0.75	-1.88	-1.27	2.79	0.00	1.01
3.Apr.92	-0.93	-2.30	-1.53	2.47	0.00	0.97
4.Apr.92	0.79	-2.15	-0.97	2.50	0.00	2.38
5.Apr.92	4.98	-1.45	0.84	2.97	1.00	4.06
6.Apr.92	4.26	-0.35	1.35	3.23	0.00	1.97
7.Apr.92	4.92	-0.30	2.23	3.42	0.00	2.01
8.Apr.92	9.17	2.00	4.38	4.07	0.00	3.58
9.Apr.92	10.35	1.72	5.58	4.65	0.00	7.79
10.Apr.92	13.50	2.84	8.07	5.25	0.00	7.72
11.Apr.92	12.49	4.98	8.31	5.64	0.00	3.56
12.Apr.92	17.96	5.80	10.81	6.31	0.00	6.30
13.Apr.92	9.00	6.13	7.31	6.14	2.00	2.02
14.Apr.92	6.20	1.91	4.48	5.66	3.00	2.33
15.Apr.92	2.51	-0.82	0.67	4.51	1.00	1.37
16.Apr.92	-0.73	-2.24	-1.40	3.65	0.00	2.00
17.Apr.92	5.47	-4.36	-0.05	3.51	0.00	9.08
18.Apr.92	8.15	-1.49	2.94	3.97	0.00	5.81
19.Apr.92	9.14	1.24	3.77	4.71	3.00	5.08
20.Apr.92	9.74	1.46	4.75	5.04	2.00	9.56
21.Apr.92	12.12	0.14	5.48	5.04	0.00	9.96

Date	Max.air Temp C	Min. air Temp C	Mean.air Temp C	Mean.soil Temp C	Precip. MM	Solar MJoule
22.Apr.92	5.70	-0.48	2.34	4.68	0.00	6.03
23.Apr.92	7.95	-0.37	3.12	4.75	0.00	8.62
24.Apr.92	7.73	-0.96	3.39	4.69	0.00	6.06
25.Apr.92	5.07	0.02	2.60	4.41	4.00	2.09
26.Apr.92	9.68	4.52	6.56	5.29	13.00	3.21
27.Apr.92	6.08	2.33	4.17	5.26	14.00	1.23
28.Apr.92	9.53	4.15	6.21	5.88	4.00	4.46
29.Apr.92	8.39	3.89	5.81	6.04	1.00	3.30
30.Apr.92	14.02	2.18	7.18	6.40	0.00	9.73
1.May.92	14.01	1.98	6.45	6.55	14.00	9.12
2.May.92	6.57	3.80	5.62	6.29	52.00	1.02
3.May.92	8.07	2.45	5.08	6.75	37.00	5.68
4.May.92	11.06	3.36	6.97	7.64	44.00	8.27
5.May.92	10.16	3.04	6.62	7.55	20.00	2.51
6.May.92	13.78	4.82	8.64	8.10	0.00	5.93
7.May.92	10.73	3.47	6.93	7.28	0.00	2.12
8.May.92	15.68	5.07	9.66	8.03	0.00	6.82
9.May.92	10.51	1.88	5.54	7.58	2.00	8.90
10.May.92	11.18	0.30	5.27	7.05	0.00	9.61
11.May.92	13.00	0.16	5.81	7.02	0.00	10.77
12.May.92	14.40	0.01	7.21	7.13	0.00	11.43
13.May.92	9.17	3.25	5.65	6.91	31.00	2.73
14.May.92	17.62	5.47	11.64	8.40	1.00	11.25
15.May.92	18.62	9.03	13.37	9.37	0.00	10.04
16.May.92	20.06	8.31	13.33	9.69	0.00	8.72
17.May.92	18.45	6.39	12.49	9.60	0.00	12.58
18.May.92	24.53	8.39	15.95	9.83	0.00	11.81
19.May.92	22.94	11.50	17.25	10.62	0.00	12.57
20.May.92	26.19	13.12	19.35	11.26	0.00	12.58
21.May.92	22.33	13.64	17.48	11.42	0.00	11.81
22.May.92	24.39	13.31	18.70	11.55	0.00	12.63
23.May.92	22.53	14.62	17.80	11.67	0.00	10.80
24.May.92	24.02	14.57	19.33	11.97	0.00	11.47
25.May.92	23.06	14.20	18.76	12.13	0.00	13.04
26.May.92	24.12	13.80	19.81	12.22	0.00	12.90
27.May.92	20.26	14.72	17.32	12.14	0.00	11.27
28.May.92	22.15	11.87	17.09	11.82	0.00	13.23
29.May.92	22.69	12.94	18.16	11.97	0.00	12.90
30.May.92	22.64	15.56	18.90	12.33	0.00	13.11
31.May.92	22.99	12.69	18.57	12.30	0.00	13.40
1.Jun.92	25.55	13.76	19.28	12.50	0.00	13.79
2.Jun.92	25.08	13.41	19.43	12.62	0.00	13.37
3.Jun.92	22.07	14.05	18.81	12.75	0.00	13.07
4.Jun.92	21.81	15.59	18.79	12.85	0.00	12.54
5.Jun.92	20.62	13.39	17.17	12.68	0.00	7.77
6.Jun.92	25.17	14.43	20.18	13.13	0.00	13.40
7.Jun.92	23.53	15.79	19.62	13.30	0.00	10.47
8.Jun.92	23.01	14.87	19.01	13.32	0.00	13.28
9.Jun.92	24.72	13.43	19.83	13.33	0.00	13.70
10.Jun.92	20.67	14.67	17.44	13.33	0.00	11.17
11.Jun.92	20.74	12.29	16.97	12.96	0.00	14.13
12.Jun.92	27.52	13.24	20.51	13.37	0.00	14.19
13.Jun.92	19.74	11.18	14.06	12.65	0.00	5.14
14.Jun.92	20.40	8.38	14.67	12.02	0.00	8.51
15.Jun.92	16.29	12.62	14.38	12.01	0.00	2.52
16.Jun.92	25.69	12.64	18.29	13.20	0.00	13.09
17.Jun.92	23.55	10.08	16.74	12.83	0.00	13.96

Date	Max.air Temp C	Min. air Temp C	Mean.air Temp C	Mean.soil Temp C	Precip. MM	Solar MJoule
18.Jun.92	22.62	9.26	14.99	12.37	15.00	11.63
19.Jun.92	18.52	7.53	13.13	12.81	22.00	10.87
20.Jun.92	19.40	11.13	15.58	12.58	0.00	11.75
21.Jun.92	26.17	13.13	18.51	13.04	0.00	11.65
22.Jun.92	23.93	10.67	16.40	12.92	0.00	13.99
23.Jun.92	21.15	8.38	14.39	12.18	0.00	10.53
24.Jun.92	18.84	9.68	14.34	12.21	0.00	12.47
25.Jun.92	21.08	9.95	16.18	12.62	0.00	14.19
26.Jun.92	20.96	12.64	17.21	13.22	2.00	13.80
27.Jun.92	25.74	13.15	19.19	13.87	0.00	14.05
28.Jun.92	26.35	13.63	19.54	13.97	0.00	12.09
29.Jun.92	22.64	12.23	16.77	13.31	0.00	10.13
30.Jun.92	19.97	11.47	14.91	12.73	0.00	4.22
1.Jul.92	25.38	13.28	18.92	13.40	0.00	8.72
2.Jul.92	16.34	10.75	12.63	12.58	7.00	1.86
3.Jul.92	18.86	8.55	13.14	12.44	0.00	12.70
4.Jul.92	19.28	9.82	14.75	12.83	0.00	14.33
5.Jul.92	19.78	8.75	14.92	12.84	0.00	13.11
6.Jul.92	20.89	11.86	16.76	13.19	0.00	13.92
7.Jul.92	26.29	14.18	20.17	13.82	0.00	14.14
8.Jul.92	23.67	15.57	19.17	14.00	0.00	13.03
9.Jul.92	22.74	14.66	18.48	14.29	0.00	14.05
10.Jul.92	27.82	14.01	19.71	14.34	0.00	10.63
11.Jul.92	15.79	12.73	14.43	13.53	2.00	3.43
12.Jul.92	24.17	9.81	17.03	13.67	0.00	13.94
13.Jul.92	17.10	12.23	14.37	13.23	1.00	4.56
14.Jul.92	16.02	9.58	12.68	13.09	15.00	4.95
15.Jul.92	14.37	9.47	11.78	12.87	11.00	5.12
16.Jul.92	22.41	9.84	15.65	13.08	0.00	13.67
17.Jul.92	21.87	10.58	16.25	13.13	0.00	10.06
18.Jul.92	14.97	12.74	14.00	13.21	25.00	1.29
19.Jul.92	23.94	10.91	16.92	14.39	0.00	10.81
20.Jul.92	15.95	12.40	13.86	13.67	11.00	1.54
21.Jul.92	22.07	12.13	17.02	14.43	0.00	10.61
22.Jul.92	15.69	12.72	14.36	14.08	24.00	1.60
23.Jul.92	20.74	13.50	16.83	15.04	5.00	11.40
24.Jul.92	23.66	11.02	17.04	14.65	0.00	11.78
25.Jul.92	15.32	13.12	13.90	13.95	5.00	2.67
26.Jul.92	18.56	13.01	14.97	13.96	3.00	3.42
27.Jul.92	19.68	11.56	15.14	14.10	8.00	5.32
28.Jul.92	17.56	10.10	13.27	13.93	7.00	8.06
29.Jul.92	19.56	8.62	13.99	13.56	1.00	11.83
30.Jul.92	21.12	11.68	15.42	13.90	0.00	9.38
31.Jul.92	20.67	11.64	15.48	14.08	1.00	8.82
1.Aug.92	20.14	8.53	14.31	13.59	0.00	10.13
2.Aug.92	18.83	9.31	14.00	13.37	0.00	9.98
3.Aug.92	17.86	12.69	14.88	13.77	5.00	4.87
4.Aug.92	15.31	11.82	13.19	13.39	4.00	2.05
5.Aug.92	15.74	9.72	12.56	13.52	13.00	5.94
6.Aug.92	14.53	9.74	11.94	13.13	10.00	1.46
7.Aug.92	17.31	11.18	14.06	13.78	0.00	6.72
8.Aug.92	20.84	8.89	14.67	13.54	0.00	10.33
9.Aug.92	21.02	9.73	14.96	13.58	0.00	10.93
10.Aug.92	17.64	10.36	12.96	13.34	11.00	4.54
11.Aug.92	15.71	11.40	13.76	13.30	7.00	2.11
12.Aug.92	20.41	10.89	15.61	14.04	0.00	10.63
13-Aug-92	18.65	8.86	12.52	13.30	13.00	5.73

Date	Max.air Temp C	Min. air Temp C	Mean.air Temp C	Mean.soil Temp C	Precip. MM	Solar MJoule
14-Aug-92	12.88	9.65	11.44	13.11	28.00	2.78
15-Aug-92	18.83	8.85	13.46	13.01	0.00	7.02
16-Aug-92	20.12	11.20	15.15	13.50	0.00	6.55
17-Aug-92	13.52	11.18	12.44	13.10	20.00	0.74
18-Aug-92	18.90	10.25	13.57	13.44	11.00	9.01
19-Aug-92	21.10	8.40	14.56	13.23	0.00	9.79
20-Aug-92	20.26	10.06	14.11	13.22	0.00	7.51
21-Aug-92	21.04	9.91	14.95	13.25	0.00	8.30
22-Aug-92	13.03	10.17	11.40	12.87	23.00	1.21
23-Aug-92	12.01	10.06	10.79	12.36	10.00	2.12
24-Aug-92	12.67	9.25	11.47	12.40	27.00	1.36
25-Aug-92	14.48	7.72	10.86	12.37	5.00	5.09
26-Aug-92	13.64	7.18	9.74	11.87	6.00	4.21
27-Aug-92	15.46	8.58	11.59	12.17	7.00	4.46
28-Aug-92	14.12	9.95	11.50	12.33	14.00	2.88
29-Aug-92	16.77	10.94	12.88	12.79	22.00	5.12
30-Aug-92	14.98	8.84	11.59	12.67	1.00	3.96
31-Aug-92	13.59	7.31	10.72	12.03	6.00	4.17
01-Sep-92	14.64	9.00	11.76	12.46	14.00	5.28
02-Sep-92	14.41	8.32	10.94	12.06	3.00	4.94
03-Sep-92	15.67	7.31	10.86	12.09	8.00	4.98
04-Sep-92	13.44	6.77	9.46	11.54	0.00	3.05
05-Sep-92	14.30	6.70	9.83	11.43	6.00	4.87
06-Sep-92	13.86	7.16	9.74	11.37	7.00	5.63
07-Sep-92	13.04	5.10	9.00	11.11	0.00	6.93
08-Sep-92	11.84	6.98	9.72	10.97	24.00	0.89
09-Sep-92	13.56	6.53	9.38	11.06	4.00	5.14
10-Sep-92	11.14	6.90	9.43	10.83	8.00	0.99
11-Sep-92	14.11	9.81	11.51	11.49	0.00	3.17
12-Sep-92	13.72	10.82	12.13	11.70	0.00	2.65
13-Sep-92	14.36	8.07	11.16	11.85	9.00	5.48
14-Sep-92	11.37	7.74	9.32	11.02	25.00	1.35
15-Sep-92	11.73	6.67	8.83	10.75	8.00	3.29
16-Sep-92	12.53	6.28	9.29	10.58	17.00	2.26
17-Sep-92	15.71	8.28	11.27	11.28	1.00	6.01
18-Sep-92	14.77	6.89	10.13	10.87	0.00	5.62
19-Sep-92	15.42	9.43	11.19	11.21	0.00	4.14
20-Sep-92	14.59	8.36	10.71	11.24	0.00	4.11
21-Sep-92	13.30	7.72	10.35	11.13	0.00	3.01
22-Sep-92	12.82	9.71	10.88	11.16	0.00	1.65
23-Sep-92	12.04	10.94	11.43	11.24	3.00	0.45
24-Sep-92	12.28	10.94	11.52	11.35	16.00	0.57
25-Sep-92	12.81	10.08	11.21	11.54	7.00	2.66
26-Sep-92	12.44	10.26	11.44	11.41	0.00	0.84
27-Sep-92	14.61	11.58	12.85	11.84	2.00	1.70
28-Sep-92	14.09	9.84	11.73	11.80	0.00	4.06
29-Sep-92	11.40	10.16	10.61	11.42	0.00	1.12
30-Sep-92	10.91	8.11	9.63	11.02	0.00	1.10
01-Oct-92	9.38	5.67	7.66	10.46	0.00	2.35
02-Oct-92	13.87	5.06	8.45	10.22	0.00	4.32
03-Oct-92	10.75	4.33	7.17	9.96	0.00	2.10
04-Oct-92	10.44	5.67	8.14	10.11	0.00	2.61
05-Oct-92	8.31	5.47	6.72	9.59	0.00	0.69
06-Oct-92	7.05	4.85	5.93	9.17	0.00	0.46
07-Oct-92	11.18	4.63	6.83	9.15	0.00	3.54
08-Oct-92	13.12	4.70	9.01	9.38	0.00	3.44
09-Oct-92	15.27	7.12	11.61	10.07	0.00	2.15

Date	Max.air Temp C	Min. air Temp C	Mean.air Temp C	Mean.soil Temp C	Precip. MM	Solar MJoule
10-Oct-92	13.05	6.41	9.53	9.86	0.00	3.38
11-Oct-92	11.50	4.67	7.71	9.21	0.00	1.90
12-Oct-92	9.79	5.18	7.66	9.31	0.00	2.75
13-Oct-92	7.44	3.07	4.99	8.62	0.00	1.73
14-Oct-92	8.39	4.99	6.26	8.73	3.00	1.13
15-Oct-92	7.56	1.59	4.57	8.47	0.00	1.95
16-Oct-92	1.61	-0.69	0.25	7.21	0.00	0.85
17-Oct-92	1.23	-1.26	-0.05	6.42	0.00	1.21
18-Oct-92	3.77	-1.41	0.42	6.37	0.00	1.91
19-Oct-92	3.72	0.27	1.60	6.47	7.00	1.56
20-Oct-92	5.76	1.13	3.08	6.32	25.00	1.72
21-Oct-92	3.86	0.00	2.04	6.24	2.00	1.10
22-Oct-92	1.91	-1.98	-0.27	5.75	0.00	1.39
23-Oct-92	2.10	-2.81	-0.99	5.25	0.00	2.34
24-Oct-92	-0.25	-2.95	-1.95	4.77	0.00	0.39
25-Oct-92	2.51	-0.24	1.08	5.16	9.00	0.27
26-Oct-92	1.74	0.93	1.43	4.60	6.00	0.27
27-Oct-92	2.57	0.85	1.58	4.99	1.00	0.57
28-Oct-92	1.74	-0.13	0.71	4.97	1.00	0.10
29-Oct-92	2.07	-2.89	-0.34	4.54	4.00	0.11
30-Oct-92	-0.69	-3.78	-1.95	3.95	0.00	0.80
31-Oct-92	0.99	-7.41	-3.63	3.51	0.00	0.88
01-Nov-92	2.56	-1.07	0.47	3.91	2.00	2.04
02-Nov-92	5.39	0.84	2.97	4.29	25.00	0.26
03-Nov-92	8.11	2.15	4.20	4.66	27.00	0.16
04-Nov-92	5.38	2.06	3.59	5.08	26.00	1.60
05-Nov-92	5.28	1.10	2.70	4.84	3.00	1.59
06-Nov-92	4.45	0.40	2.07	4.88	8.00	0.59
07-Nov-92	7.95	0.58	4.64	4.93	3.00	0.37
08-Nov-92	6.55	2.82	4.22	5.53	0.00	1.29
09-Nov-92	3.56	-1.50	0.88	4.78	0.00	1.45
10-Nov-92	5.11	0.59	3.46	4.99	7.00	0.17
11-Nov-92	6.20	1.65	3.61	5.07	36.00	0.38
12-Nov-92	3.95	1.45	2.75	4.71	17.00	0.51
13-Nov-92	3.07	0.96	1.86	4.58	3.00	0.73
14-Nov-92	5.48	0.05	2.07	4.59	0.00	1.17
15-Nov-92	5.25	0.32	2.21	4.38	0.00	1.18
16-Nov-92	1.28	-3.12	-0.61	4.06	0.00	1.01
17-Nov-92	-2.28	-4.17	-3.01	3.38	0.00	0.11
18-Nov-92	-1.39	-2.41	-1.85	3.29	0.00	0.23
19-Nov-92	1.06	-1.52	-0.53	3.45	0.00	0.02
20-Nov-92	2.46	0.53	1.50	3.89	8.00	0.47
21-Nov-92	2.55	-1.01	0.96	3.71	6.00	0.57
22-Nov-92	0.25	-2.25	-1.07	2.75	0.00	0.59
23-Nov-92	-1.89	-18.33	-6.31	0.58	0.00	0.80
24-Nov-92	1.29	-16.14	-4.98	-1.33	1.00	0.04

Risdalsheia outside catchments. 1992

Database from LI-1200 weatherstation

Date	Max.air Temp C	Min. air Temp C	Mean.air Temp C	Mean.soil Temp C	Precip. MM	Solar MJoule
1.Jan.92	5.11	0.13	2.13	1.34	7	0.71
2.Jan.92	8.23	1.80	6.33	2.02	7	0.51
3.Jan.92	8.14	1.27	5.10	3.08	8	0.18
4.Jan.92	2.82	-0.98	0.32	2.32	2	0.71
5.Jan.92	-0.45	-3.14	-1.99	1.83	0	1.48
6.Jan.92	4.11	-2.87	-0.40	1.45	9	0.25
7.Jan.92	5.73	2.25	4.07	1.50	2	0.09
8.Jan.92	5.69	0.37	3.63	2.50	4	0.46
9.Jan.92	0.78	-2.41	-0.79	1.87	0	1.38
10.Jan.92	2.44	-3.48	-0.92	1.32	0	1.57
11.Jan.92	8.05	2.42	5.65	1.28	0	1.04
12.Jan.92	6.26	-0.76	1.23	1.39	0	1.78
13.Jan.92	5.27	-1.61	1.42	1.20	0	0.39
14.Jan.92	8.76	4.15	6.58	1.59	0	0.97
15.Jan.92	5.84	3.48	4.92	1.91	0	0.90
16.Jan.92	5.55	1.41	3.90	2.01	0	1.61
17.Jan.92	1.50	-1.99	-0.30	1.50	0	1.30
18.Jan.92	7.30	0.48	4.69	1.45	0	0.51
19.Jan.92	5.58	-3.73	-0.19	1.92	3	0.60
20.Jan.92	-1.82	-6.21	-3.79	1.34	0	1.97
21.Jan.92	0.59	-3.40	-1.96	1.05	0	2.04
22.Jan.92	1.39	-2.72	-1.00	0.93	0	2.08
23.Jan.92	-0.62	-4.24	-2.89	0.72	0	1.81
24.Jan.92	-2.12	-5.74	-3.43	0.49	0	0.88
25.Jan.92	1.97	-2.25	-0.19	0.53	1	0.31
26.Jan.92	3.77	-0.79	1.21	0.59	1	2.28
27.Jan.92	10.37	1.38	5.04	0.62	0	1.80
28.Jan.92	8.17	3.20	6.15	0.64	0	1.85
29.Jan.92	11.36	3.30	6.69	0.67	0	2.75
30.Jan.92	7.33	1.75	4.51	0.70	0	2.89
31.Jan.92	6.73	-0.39	2.45	0.71	0	2.93
1.Feb.92	5.29	-0.74	1.47	0.67	0	2.41
2.Feb.92	3.92	-1.21	1.34	0.59	1	1.84
3.Feb.92	3.67	-0.75	0.82	0.67	6	3.03
4.Feb.92	1.04	-2.16	-0.33	0.68	0	2.34
5.Feb.92	0.70	-2.29	-1.02	0.56	0	1.86
6.Feb.92	9.74	-2.32	3.67	0.48	0	2.79
7.Feb.92	7.02	4.40	5.47	0.55	0	1.59
8.Feb.92	7.10	3.00	4.76	0.63	0	2.12
9.Feb.92	3.82	0.90	1.78	0.99	2	0.41
10.Feb.92	3.53	-0.64	2.09	1.66	12	1.76
11.Feb.92	2.82	-1.32	0.07	1.25	0	4.46
12.Feb.92	4.78	-0.96	2.10	1.19	1	2.59
13.Feb.92	6.17	1.59	3.02	1.85	14	3.48
14.Feb.92	4.53	0.82	2.31	1.75	0	2.41
15.Feb.92	2.68	-7.30	-3.21	1.53	0	1.50
16.Feb.92	-4.00	-7.34	-6.31	1.04	0	3.74
17.Feb.92	-2.06	-8.44	-6.06	0.81	0	5.06
18.Feb.92	1.94	-11.02	-4.34	0.53	2	5.36
19.Feb.92	3.91	-2.66	-0.07	0.51	0	5.02
20.Feb.92	8.35	-1.24	2.20	0.55	0	4.97
21.Feb.92	6.94	-1.50	1.54	0.59	0	5.41
22.Feb.92	5.32	-1.06	2.57	0.63	3	0.83
23.Feb.92	6.79	-0.17	4.22	0.63	2	5.44

Date	Max.air Temp C	Min. air Temp C	Mean.air Temp C	Mean.soil Temp C	Precip. MM	Solar MJoule
24.Feb.92	4.34	-0.93	2.26	0.71	0	0.73
25.Feb.92	7.51	-1.02	2.62	0.80	0	6.32
26.Feb.92	2.99	-2.13	0.88	0.82	1	0.56
27.Feb.92	4.32	0.50	2.11	1.08	2	1.66
28.Feb.92	7.26	-0.28	3.58	1.87	0	5.99
1.Mar.92	3.45	-0.84	1.40	1.36	0	1.82
2.Mar.92	4.69	1.80	3.31	2.05	0	1.56
3.Mar.92	6.98	0.60	3.61	2.61	3	3.71
4.Mar.92	6.11	0.07	2.19	2.04	0	3.69
5.Mar.92	7.35	0.34	3.35	2.05	1	3.67
6.Mar.92	4.29	1.36	3.29	2.87	0	2.27
7.Mar.92	5.10	0.75	2.80	2.71	4	0.81
8.Mar.92	3.87	0.01	2.46	2.45	0	1.37
9.Mar.92	3.64	1.92	2.84	2.85	5	0.92
10.Mar.92	4.97	1.47	2.62	2.90	1	3.80
11.Mar.92	3.71	2.16	2.81	2.86	30	0.65
12.Mar.92	4.10	-2.03	0.53	2.58	0	6.61
13.Mar.92	4.83	-2.31	0.82	1.95	8	6.88
14.Mar.92	3.66	-3.20	-0.64	1.73	0	8.05
15.Mar.92	-1.03	-7.76	-3.98	1.38	0	7.91
16.Mar.92	5.05	-7.89	-2.28	0.97	1	10.72
17.Mar.92	3.31	-4.81	-1.17	0.79	0	8.72
18.Mar.92	9.93	-1.01	4.50	0.82	0	7.61
19.Mar.92	6.93	2.76	4.35	1.28	5	2.86
20.Mar.92	9.03	1.73	4.80	2.54	22	9.97
21.Mar.92	7.92	0.56	4.08	2.77	4	4.82
22.Mar.92	6.08	2.63	3.60	3.10	11	1.49
23.Mar.92	3.26	0.12	2.58	3.06	22	1.45
24.Mar.92	2.46	-0.28	0.97	2.39	9	1.93
25.Mar.92	5.62	0.24	2.20	2.31	0	5.49
26.Mar.92	6.65	-0.27	2.48	2.53	0	8.59
27.Mar.92	2.56	0.10	1.08	2.57	9	2.98
28.Mar.92	6.99	-0.60	1.90	2.64	0	10.38
29.Mar.92	3.89	-1.68	0.36	1.98	0	12.87
30.Mar.92	5.36	-4.52	-0.17	1.55	0	14.38
31.Mar.92	4.26	-4.96	-0.70	1.36	0	13.28
1.Apr.92	3.10	-2.83	-0.92	1.40	0	9.77
2.Apr.92	-0.82	-2.42	-1.57	1.40	0	3.14
3.Apr.92	-0.75	-2.68	-1.78	1.34	0	2.53
4.Apr.92	0.91	-3.08	-1.27	1.32	1	5.46
5.Apr.92	4.69	-1.84	0.56	1.42	1	9.63
6.Apr.92	3.80	-0.65	0.95	1.59	3	4.45
7.Apr.92	4.61	-1.40	1.64	1.71	0	4.02
8.Apr.92	8.09	1.63	3.65	2.73	0	6.72
9.Apr.92	8.88	0.46	4.41	2.89	0	16.14
10.Apr.92	12.41	2.05	7.22	3.50	0	15.40
11.Apr.92	12.17	4.24	7.50	4.15	0	7.36
12.Apr.92	17.46	4.47	10.08	4.73	0	13.31
13.Apr.92	9.00	5.55	6.57	4.74	2	4.18
14.Apr.92	5.81	1.47	3.93	4.45	4	4.72
15.Apr.92	2.22	-0.99	0.27	3.26	0	3.23
16.Apr.92	-0.05	-2.76	-1.42	2.86	0	0.42
18.Apr.92	7.52	-2.73	1.89	2.41	0	7.16
19.Apr.92	9.67	0.90	3.44	2.28	6	11.29
20.Apr.92	9.85	0.57	4.63	2.90	0	19.40
21.Apr.92	11.44	-0.84	4.64	3.10	0	20.15
22.Apr.92	4.52	-1.29	1.50	3.00	0	11.59

Date	Max.air Temp C	Min. air Temp C	Mean.air Temp C	Mean.soil Temp C	Precip. MM	Solar MJoule
23.Apr.92	7.31	-0.97	2.62	3.37	0	17.90
24.Apr.92	7.46	-1.96	2.44	3.30	0	12.78
25.Apr.92	4.90	-1.06	1.91	2.97	6	4.15
26.Apr.92	9.94	3.10	6.30	4.31	13	6.89
27.Apr.92	6.05	0.70	3.52	3.79	18	2.38
28.Apr.92	9.23	3.74	5.68	4.80	7	9.10
29.Apr.92	8.26	3.11	5.37	5.14	1	6.66
30.Apr.92	13.06	1.50	6.39	5.36	0	19.33
1.May.92	11.47	0.73	5.39	5.47	5	17.26
2.May.92	6.31	3.01	5.43	5.38	47	2.00
3.May.92	8.24	1.70	4.55	5.50	2	10.91
4.May.92	11.89	2.30	7.17	5.68	0	17.13
5.May.92	10.67	2.61	6.50	5.62	0	5.12
6.May.92	13.26	3.93	8.01	6.72	0	11.40
7.May.92	10.59	2.47	6.58	6.05	0	4.23
8.May.92	14.78	4.18	9.03	6.88	0	13.73
9.May.92	9.02	0.10	3.91	6.36	0	16.99
10.May.92	9.92	-0.87	3.99	5.97	0	18.80
11.May.92	10.16	-1.44	4.10	5.79	0	20.71
12.May.92	12.63	-1.90	5.55	5.86	0	21.47
13.May.92	9.74	1.76	5.32	5.59	25	6.05
14.May.92	17.73	5.24	11.33	6.93	0	21.77
15.May.92	18.91	7.48	13.04	8.26	0	23.10
16.May.92	19.94	7.72	12.80	8.88	0	17.44
17.May.92	18.39	4.66	11.75	8.71	0	24.14
18.May.92	24.50	6.69	15.19	9.21	0	22.35
19.May.92	22.96	11.03	16.79	10.33	0	24.05
20.May.92	24.87	11.09	18.24	10.79	0	24.04
21.May.92	21.21	12.05	16.57	11.03	0	22.98
22.May.92	23.27	11.50	17.85	11.25	0	24.23
23.May.92	22.80	12.98	17.14	11.49	0	21.12
24.May.92	24.18	12.73	18.53	12.08	0	22.33
25.May.92	22.64	12.98	18.12	12.22	0	24.94
26.May.92	24.39	12.61	19.21	12.50	0	24.70
27.May.92	20.04	13.33	16.62	12.42	0	22.38
28.May.92	21.74	10.64	16.46	12.10	0	25.39
29.May.92	22.80	12.16	17.61	12.46	0	24.80
30.May.92	22.70	14.91	18.38	13.07	0	25.29
31.May.92	23.37	11.89	17.95	13.02	0	25.69
1.Jun.92	24.80	11.74	18.38	13.16	0	26.34
2.Jun.92	25.08	12.22	18.69	13.34	0	25.62
3.Jun.92	22.16	12.89	18.29	13.69	0	24.93
4.Jun.92	22.53	15.20	18.64	14.01	0	23.91
5.Jun.92	20.88	12.94	16.72	13.97	4	15.40
6.Jun.92	24.86	13.71	19.54	14.84	0	25.00
7.Jun.92	23.34	14.94	18.81	14.55	0	20.77
8.Jun.92	22.68	14.04	18.35	14.67	0	25.27
9.Jun.92	24.52	12.52	19.32	14.69	0	25.86
10.Jun.92	21.43	14.10	17.16	14.57	0	22.31
11.Jun.92	20.74	11.10	16.37	13.94	0	26.75
12.Jun.92	27.11	12.13	19.68	14.80	0	26.61
13.Jun.92	17.77	9.59	13.02	13.45	1	10.26
14.Jun.92	19.69	7.18	13.82	13.62	0	16.57
15.Jun.92	14.68	11.35	13.12	13.42	1	4.96
16.Jun.92	23.32	11.08	16.62	15.39	0	25.18
17.Jun.92	22.60	8.50	15.51	13.96	0	26.36
18.Jun.92	20.94	8.17	14.10	13.53	0	21.81

Date	Max.air Temp C	Min. air Temp C	Mean.air Temp C	Mean.soil Temp C	Precip. MM	Solar MJoule
19.Jun.92	19.23	7.69	13.67	13.15	0	20.84
20.Jun.92	19.77	10.30	15.26	14.03	0	22.50
21.Jun.92	25.53	11.25	17.26	14.88	0	22.13
22.Jun.92	22.70	9.43	15.34	14.98	0	26.58
23.Jun.92	20.32	7.45	13.23	13.33	0	20.65
24.Jun.92	18.65	8.86	13.75	14.23	0	22.95
25.Jun.92	21.21	8.90	15.58	14.92	0	25.94
26.Jun.92	21.34	10.84	16.76	15.69	0	25.88
27.Jun.92	23.62	11.47	17.97	16.56	0	26.22
28.Jun.92	23.98	11.85	17.78	17.11	0	22.20
29.Jun.92	21.72	10.90	15.41	15.11	0	20.14
30.Jun.92	18.88	9.90	13.50	14.30	0	8.28
1.Jul.92	23.82	11.46	17.82	16.87	0	16.19
2.Jul.92	14.99	9.53	11.86	13.76	6	3.71
3.Jul.92	18.49	7.69	12.53	13.68	0	24.18
4.Jul.92	19.51	8.09	14.04	14.03	0	26.58
5.Jul.92	20.36	7.27	14.32	13.57	0	24.94
6.Jul.92	20.88	10.82	16.26	14.70	0	25.92
7.Jul.92	25.91	12.16	19.22	15.48	0	26.31
8.Jul.92	23.74	13.93	18.56	15.44	0	24.78
9.Jul.92	21.94	12.57	17.44	16.03	0	26.12
10.Jul.92	25.42	12.43	18.02	16.75	0	19.31
11.Jul.92	15.08	11.17	13.24	15.23	2	6.85
12.Jul.92	22.69	7.98	15.52	14.94	0	25.98
13.Jul.92	17.17	10.05	13.72	14.02	3	9.04
14.Jul.92	15.18	9.02	11.95	14.39	19	9.23
15.Jul.92	15.16	8.79	11.16	13.60	0	10.37
16.Jul.92	22.16	9.05	15.16	14.30	0	25.63
17.Jul.92	21.45	9.22	15.22	14.32	0	19.27
18.Jul.92	14.87	11.31	13.51	13.94	18	2.53
19.Jul.92	22.34	10.08	15.93	15.74	1	20.61
20.Jul.92	15.68	11.16	13.22	14.21	6	3.05
21.Jul.92	21.98	11.17	16.09	15.66	0	20.77
22.Jul.92	15.67	12.41	13.87	14.29	34	3.26
23.Jul.92	20.30	12.08	16.23	15.55	1	21.46
24.Jul.92	22.48	9.62	15.58	15.27	0	22.06
25.Jul.92	14.66	11.80	13.34	14.49	4	5.32
26.Jul.92	19.11	12.44	14.87	14.55	2	7.47
27.Jul.92	18.26	10.66	14.33	15.13	7	10.06
28.Jul.92	17.73	9.48	12.62	14.82	7	15.56
29.Jul.92	19.66	8.14	13.68	14.36	0	22.57
30.Jul.92	19.79	10.91	14.18	14.69	0	18.12
31.Jul.92	19.52	10.59	14.22	15.13	0	16.85
1.Aug.92	19.43	7.52	13.21	14.15	0	20.22
2.Aug.92	18.52	7.06	13.22	13.98	0	19.39
3.Aug.92	17.62	11.78	14.39	14.74	4	9.91
4.Aug.92	15.58	10.87	12.85	14.24	4	4.23
5.Aug.92	15.77	8.79	12.09	14.09	11	12.46
6.Aug.92	14.23	8.93	11.59	13.44	7	2.96
7.Aug.92	16.51	10.34	13.48	14.22	1	13.30
8.Aug.92	20.61	7.75	13.88	13.93	0	19.70
9.Aug.92	20.45	8.35	14.34	13.94	0	21.31
10.Aug.92	17.68	9.86	12.52	13.68	17	8.65
11.Aug.92	15.80	11.20	13.68	13.73	1	4.24
12.Aug.92	19.47	9.55	14.99	14.68	1	21.04
12-Aug-92	19.47	9.55	14.99	14.68	1	21.04
13-Aug-92	18.07	7.17	12.01	13.62	22	11.40

Date	Max.air Temp C	Min. air Temp C	Mean.air Temp C	Mean.soil Temp C	Precip. MM	Solar MJoule
14-Aug-92	13.40	9.31	11.11	13.42	13	5.84
15-Aug-92	19.20	8.25	13.15	13.56	0	14.63
16-Aug-92	20.47	10.55	14.69	13.79	0	13.65
17-Aug-92	13.41	10.31	12.03	13.38	23	1.48
18-Aug-92	19.30	9.36	13.20	13.78	0	18.20
19-Aug-92	21.17	7.55	14.08	13.37	0	19.61
20-Aug-92	19.77	8.99	13.35	13.26	0	14.58
21-Aug-92	21.34	7.91	14.34	13.44	0	16.65
22-Aug-92	12.39	10.03	10.89	12.75	30	2.44
23-Aug-92	12.25	9.91	10.79	12.56	4	4.31
24-Aug-92	12.62	8.66	11.25	12.66	20	2.80
25-Aug-92	14.13	6.91	10.12	12.57	3	10.18
26-Aug-92	13.80	5.70	9.26	12.08	5	8.50
27-Aug-92	14.85	7.78	11.01	12.50	4	9.22
28-Aug-92	13.66	9.48	11.10	12.74	8	5.98
29-Aug-92	16.81	10.43	12.68	13.04	20	10.47
30-Aug-92	14.92	7.48	11.02	12.74	1	7.60
31-Aug-92	13.53	5.53	10.18	12.01	11	8.29
01-Sep-92	14.94	7.52	11.58	12.51	4	11.11
02-Sep-92	14.89	7.08	10.17	11.83	2	11.05
03-Sep-92	15.63	6.81	10.21	11.98	4	10.30
04-Sep-92	12.96	6.52	9.05	11.69	1	6.23
05-Sep-92	14.37	5.57	9.36	11.35	8	10.32
06-Sep-92	14.48	6.31	9.26	11.41	0	11.15
07-Sep-92	13.07	4.19	8.56	11.00	0	14.04
08-Sep-92	11.92	6.03	9.45	11.06	13	1.84
09-Sep-92	13.14	5.35	8.74	10.86	1	11.02
10-Sep-92	10.95	5.97	9.07	10.71	6	1.98
11-Sep-92	14.30	9.54	11.19	11.50	0	6.45
12-Sep-92	13.68	10.49	12.01	11.70	1	5.30
13-Sep-92	13.82	6.60	10.29	11.69	5	11.56
14-Sep-92	11.45	6.13	8.94	10.81	20	2.70
15-Sep-92	12.23	5.59	8.29	10.80	2	6.66
16-Sep-92	11.64	5.33	8.86	10.49	10	4.93
17-Sep-92	16.38	7.46	11.12	10.89	1	13.35
18-Sep-92	14.59	5.69	9.79	10.26	0	12.26
19-Sep-92	15.50	8.71	10.79	10.94	0	8.41
20-Sep-92	14.76	7.80	10.27	10.88	0	8.81
21-Sep-92	13.62	7.28	10.02	10.87	0	6.14
22-Sep-92	12.78	8.99	10.65	11.11	0	3.31
23-Sep-92	12.01	10.89	11.35	11.27	4	0.92
24-Sep-92	12.20	10.76	11.46	11.35	13	1.18
25-Sep-92	13.08	9.77	11.09	11.50	3	5.47
26-Sep-92	12.49	9.99	11.37	11.43	0	1.68
27-Sep-92	14.51	11.49	12.63	11.92	1	3.41
28-Sep-92	14.38	9.41	11.57	11.51	0	8.88
29-Sep-92	11.44	9.93	10.42	11.33	0	2.23
30-Sep-92	11.05	7.63	9.42	10.93	0	2.23
01-Oct-92	9.80	4.13	7.15	10.17	0	5.35
02-Oct-92	13.12	2.90	7.09	9.14	0	9.11
03-Oct-92	10.89	3.69	6.62	9.05	0	4.51
04-Oct-92	10.85	4.85	7.70	9.48	0	5.79
05-Oct-92	8.09	4.93	6.33	8.90	0	1.39
06-Oct-92	6.86	4.49	5.63	8.62	0	0.93
07-Oct-92	11.06	3.25	6.33	8.36	0	7.33
08-Oct-92	12.99	3.37	8.32	7.88	0	7.24
09-Oct-92	15.49	6.01	11.20	8.73	1	4.41

Date	Max.air Temp C	Min. air Temp C	Mean.air Temp C	Mean.soil Temp C	Precip. MM	Solar MJoule
10-Oct-92	12.88	5.44	8.85	8.48	0	7.08
11-Oct-92	11.98	2.62	6.84	7.62	1	3.76
12-Oct-92	9.68	4.41	7.02	7.86	0	5.72
13-Oct-92	6.79	1.54	4.21	7.56	0	3.48
14-Oct-92	7.93	4.62	5.83	7.95	1	2.25
15-Oct-92	7.41	0.91	3.91	7.37	1	4.14
16-Oct-92	1.31	-1.01	-0.12	5.79	0	1.70
17-Oct-92	0.80	-1.81	-0.51	5.09	0	2.41
18-Oct-92	3.39	-3.20	-0.44	4.84	0	3.69
19-Oct-92	3.12	-0.19	1.16	5.09	20	2.85
20-Oct-92	5.78	0.45	2.55	5.44	18	3.56
21-Oct-92	3.49	-0.97	1.30	5.25	3	2.22
22-Oct-92	2.09	-2.75	-0.88	4.85	1	3.11
23-Oct-92	1.71	-3.63	-1.50	4.09	0	5.26
24-Oct-92	-0.37	-3.64	-2.37	3.54	0	0.86
25-Oct-92	2.45	-0.40	0.94	3.62	16	0.53
26-Oct-92	1.62	0.85	1.33	4.23	2	0.54
27-Oct-92	2.48	0.53	1.44	4.38	1	1.16
28-Oct-92	1.70	-0.23	0.55	4.06	8	0.40
29-Oct-92	2.18	-3.00	-0.42	3.64	5	0.40
30-Oct-92	-0.14	-4.05	-1.97	3.74	0	3.04
31-Oct-92	0.88	-8.38	-3.92	3.73	0	2.75
01-Nov-92	3.57	-1.35	0.39	3.71	2	2.13
02-Nov-92	5.43	0.83	3.02	3.57	31	0.53
03-Nov-92	8.13	1.87	4.06	3.19	32	0.32
04-Nov-92	5.74	1.73	3.55	3.11	3	3.62
05-Nov-92	5.56	0.50	2.39	3.14	0	3.61
06-Nov-92	4.28	0.04	1.53	3.10	5	1.19
07-Nov-92	9.03	0.48	4.89	3.69	1	0.78
08-Nov-92	6.67	2.31	3.97	3.68	0	2.77
09-Nov-92	2.97	-2.46	0.14	2.95	0	3.15
10-Nov-92	5.04	-0.04	3.33	3.06	3	0.35
11-Nov-92	6.17	1.40	3.54	3.96	36	0.79
12-Nov-92	3.84	1.02	2.54	3.81	4	1.06
13-Nov-92	2.99	0.64	1.66	3.73	1	1.50
14-Nov-92	5.77	-0.44	1.80	3.17	0	2.56
15-Nov-92	5.29	-0.59	1.34	2.73	0	2.54
16-Nov-92	0.58	-4.20	-1.49	2.31	0	2.01
17-Nov-92	-2.02	-4.96	-3.34	1.99	0	0.69
18-Nov-92	-1.29	-2.57	-1.94	1.98	0	0.89
19-Nov-92	0.97	-1.67	-0.57	2.08	0	0.16
20-Nov-92	2.84	0.42	1.43	2.17	20	1.03
21-Nov-92	2.99	-1.44	0.77	2.26	2	1.21
22-Nov-92	1.19	-4.15	-1.56	2.36	0	1.13
23-Nov-92	-2.85	-5.96	-4.51	2.19	0	1.28
24-Nov-92	2.18	-4.49	-0.30	2.03	10	0.30
25-Nov-92	5.55	0.48	3.38	2.10	5	1.97
26-Nov-92	6.04	1.43	3.64	1.78	33	0.26
27-Nov-92	3.69	-1.03	1.89	1.93	1	1.75
28-Nov-92	4.75	-1.30	1.15	1.89	3	1.32
29-Nov-92	5.05	0.11	2.45	2.10	15	1.52
30-Nov-92	0.89	-1.77	-0.66	1.75	0	1.26
01-Dec-92	6.90	-1.12	3.07	1.91	47	0.17
02-Dec-92	6.83	1.76	4.38	3.26	39	0.71
03-Dec-92	6.31	4.68	5.51	3.86	53	0.10
04-Dec-92	7.26	0.53	3.58	4.10	21	1.21
05-Dec-92	0.60	-1.16	-0.27	3.18	0	0.07

Date	Max.air Temp C	Min. air Temp C	Mean.air Temp C	Mean.soil Temp C	Precip. MM	Solar MJoule
06-Dec-92	0.61	-1.37	-0.47	2.80	0	0.04
07-Dec-92	0.63	-1.44	-0.54	2.59	0	0.06
08-Dec-92	0.47	-1.94	-0.36	2.40	1	0.01
09-Dec-92	0.96	-0.46	0.30	2.45	13	0.07
10-Dec-92	-0.43	-3.17	-1.23	2.41	0	0.20
11-Dec-92	3.32	-3.17	0.79	2.13	6	0.36
12-Dec-92	4.18	-0.19	2.01	2.35	0	0.60
13-Dec-92	1.12	-1.57	-0.23	2.01	1	1.11
14-Dec-92	0.77	-1.02	-0.09	1.63	0	0.75
15-Dec-92	6.75	-0.58	3.64	1.69	7	0.78
16-Dec-92	6.77	5.46	6.33	3.07	0	0.12
17-Dec-92	6.15	3.55	4.89	3.45	0	0.08
18-Dec-92	4.37	-0.39	1.19	2.84	0	1.08
19-Dec-92	5.48	1.39	3.59	2.77	0	0.07
20-Dec-92	5.69	-1.23	0.80	2.85	0	1.13
21-Dec-92	-0.82	-6.37	-2.94	1.93	0	1.29
23-Dec-92	-2.70	-5.30	-3.93	0.71	0	0.91
24-Dec-92	-3.38	-6.42	-4.65	0.36	0	1.09
25-Dec-92	-0.11	-3.71	-1.92	0.38	0	0.24
26-Dec-92	1.75	-0.72	0.55	0.50	0	0.65
27-Dec-92	2.26	-0.80	0.82	0.57	0	1.11
28-Dec-92	1.89	-1.44	-0.01	0.45	0	0.99
29-Dec-92	1.82	-1.53	-0.26	0.24	0	1.12
30-Dec-92	1.93	-0.73	0.74	0.11	0	1.13
31-Dec-92	1.22	-4.16	-1.96	0.02	0	1.16

Risdalsheia EGIL catchment. 1993
 Database from LI-1200 weatherstation

Date	Max.air Temp C	Min. air Temp C	Mean.air Temp C	Mean.soil Temp C	Precip. MM	Solar MJoule
25-Feb-93	-0.41	-3.45	-2.37	-2.12	0.00	0.69
26-Feb-93	-0.37	-3.02	-1.89	-1.58	0.00	0.24
27-Feb-93	0.26	-0.53	-0.17	0.01	0.00	0.22
28-Feb-93	-0.31	-4.35	-3.03	-3.02	1.00	0.23
01-Mar-93	-3.09	-3.76	-3.43	-1.14	0.00	0.22
02-Mar-93	-2.45	-5.81	-4.09	-0.94	0.00	1.36
03-Mar-93	-4.32	-6.34	-5.10	-1.06	0.00	0.61
04-Mar-93	-2.37	-7.63	-5.36	-1.11	0.00	1.14
05-Mar-93	1.46	-6.23	-2.82	-0.93	0.00	2.71
06-Mar-93	8.29	-2.13	2.06	-0.24	0.00	4.20
07-Mar-93	9.64	1.13	4.82	1.44	0.00	4.20
08-Mar-93	6.76	0.38	3.00	2.64	0.00	4.01
09-Mar-93	3.92	-0.90	0.93	1.19	0.00	2.52
10-Mar-93	5.56	-0.87	1.50	2.34	0.00	3.41
11-Mar-93	2.90	-2.27	0.41	1.10	0.00	4.30
12-Mar-93	4.00	-3.86	0.05	1.11	0.00	4.97
13-Mar-93	9.99	0.48	3.82	4.78	0.00	3.55
14-Mar-93	6.96	3.11	4.31	4.69	0.00	2.20
15-Mar-93	12.52	3.23	6.31	7.02	0.00	3.73
16-Mar-93	9.92	2.95	5.78	6.39	0.00	2.59
17-Mar-93	9.51	2.62	5.14	6.19	0.00	4.09
18-Mar-93	11.22	3.04	5.92	7.03	0.00	4.63
19-Mar-93	8.21	0.21	4.28	5.02	0.00	3.96
20-Mar-93	5.71	-0.33	2.14	3.04	0.00	3.44
21-Mar-93	11.96	3.93	6.40	7.36	0.00	4.63
22-Mar-93	9.65	1.67	4.54	5.00	0.00	2.52
23-Mar-93	5.96	-0.07	2.10	2.76	0.00	3.07
24-Mar-93	7.69	-0.63	2.19	3.31	0.00	4.72
25-Mar-93	5.78	-1.56	0.81	2.12	0.00	5.87
26-Mar-93	9.15	-0.58	3.38	4.50	0.00	7.09
27-Mar-93	9.39	-2.10	2.12	3.64	0.00	7.27
28-Mar-93	3.57	-2.78	-0.06	0.86	0.00	4.86
29-Mar-93	3.72	-5.52	-1.10	0.38	0.00	5.59
30-Mar-93	1.46	-5.69	-1.48	-0.38	0.00	4.87
31-Mar-93	4.17	-4.59	-0.44	1.24	0.00	7.40
01-Apr-93	0.85	-1.90	-0.93	-0.65	0.00	0.82
02-Apr-93	1.04	-1.52	-1.51	0.00	0.00	0.32
03-Apr-93	4.81	-0.12	1.41	2.27	0.00	3.46
04-Apr-93	3.82	0.32	2.13	2.67	0.00	1.80
05-Apr-93	3.95	0.39	2.19	2.60	0.00	2.11
06-Apr-93	1.16	-0.56	0.02	0.18	0.00	0.21
07-Apr-93	2.00	0.41	1.18	1.34	0.00	0.56
08-Apr-93	5.28	0.69	2.50	3.24	0.00	2.94
09-Apr-93	6.24	-0.35	2.56	4.48	0.00	8.60
10-Apr-93	3.72	-2.71	-0.11	1.56	0.00	7.86
11-Apr-93	5.26	-3.08	0.84	2.85	0.00	9.48
12-Apr-93	6.87	-1.50	2.18	4.19	0.00	9.59
13-Apr-93	7.43	-2.83	2.01	4.00	0.00	9.70
14-Apr-93	10.95	-1.58	4.04	6.06	0.00	9.80
15-Apr-93	11.04	-1.14	4.10	6.07	0.00	9.56
16-Apr-93	11.79	-0.72	5.07	7.09	0.00	9.77
17-Apr-93	4.10	1.76	3.21	3.30	2.00	1.42
18-Apr-93	10.16	1.76	5.47	6.98	0.00	6.58
19-Apr-93	10.50	0.91	4.43	6.55	0.00	10.35
20-Apr-93	11.31	1.95	5.60	7.37	0.00	11.05
21-Apr-93	5.49	0.24	2.90	3.81	1.00	3.44

Date	Max.air Temp C	Min. air Temp C	Mean.air Temp C	Mean.soil Temp C	Precip. MM	Solar MJoule
22-Apr-93	6.50	3.09	5.02	5.17	37.00	1.35
23-Apr-93	13.17	2.95	7.17	8.20	0.00	5.41
24-Apr-93	11.87	6.12	7.84	8.13	8.00	3.22
25-Apr-93	12.83	6.39	8.78	10.03	0.00	4.72
26-Apr-93	17.10	6.67	11.96	13.81	0.00	8.86
27-Apr-93	21.70	9.25	15.37	17.05	0.00	10.28
28-Apr-93	25.21	9.56	17.20	18.87	0.00	10.99
29-Apr-93	21.23	11.91	16.33	17.94	0.00	10.81
30-Apr-93	18.53	9.59	13.68	15.50	0.00	10.98
01-May-93	21.61	8.49	14.59	16.13	0.00	10.00
02-May-93	20.01	9.55	14.50	15.82	0.00	9.41
03-May-93	17.53	8.92	13.33	14.25	1.00	6.08
04-May-93	16.14	3.48	10.25	11.11	0.00	7.70
05-May-93	11.59	2.33	5.88	5.74	58.00	10.01
06-May-93	8.02	2.30	4.57	5.13	84.99	4.59
07-May-93	9.54	1.36	5.51	6.25	82.99	6.81
08-May-93	13.54	5.13	8.13	8.29	68.00	9.47
09-May-93	14.32	3.94	9.12	9.25	49.00	12.43
10-May-93	18.50	7.31	12.82	14.56	0.00	12.11
11-May-93	20.33	9.42	14.94	16.73	1.00	11.92
12-May-93	22.69	9.90	16.62	18.47	0.00	13.07
13-May-93	26.44	10.10	18.36	19.88	0.00	13.08
14-May-93	19.21	8.74	14.16	16.53	0.00	12.92
15-May-93	16.92	6.62	12.07	13.02	0.00	5.59
16-May-93	14.52	8.02	10.57	11.61	0.00	3.66
17-May-93	16.41	5.26	10.59	12.86	0.00	10.05
18-May-93	18.61	6.74	11.76	13.52	4.00	9.73
19-May-93	18.63	8.63	13.61	16.51	0.00	13.38
20-May-93	20.71	10.19	15.40	17.42	0.00	12.89
21-May-93	23.62	13.71	18.64	20.52	0.00	12.74
22-May-93	23.17	13.78	17.75	19.17	1.00	11.32
23-May-93	22.91	13.54	16.66	17.52	0.00	8.45
24-May-93	23.80	12.86	17.70	19.56	0.00	12.95
25-May-93	24.98	13.92	18.85	20.99	0.00	12.00
26-May-93	15.69	9.01	12.57	14.47	0.00	11.65
27-May-93	18.14	8.79	12.55	14.71	0.00	9.21
28-May-93	22.59	7.93	14.69	17.38	0.00	14.58
29-May-93	21.10	9.30	14.95	17.68	0.00	14.61
30-May-93	21.91	7.40	13.57	15.76	0.00	12.39
31-May-93	21.39	6.09	12.26	14.46	0.00	10.04
01-Jun-93	13.05	9.15	10.58	11.56	0.00	2.89
02-Jun-93	19.93	7.39	12.76	14.87	0.00	10.56
03-Jun-93	20.13	5.28	12.63	14.97	0.00	15.27
04-Jun-93	22.14	5.89	14.16	16.90	0.00	15.30
05-Jun-93	22.13	9.79	15.98	18.62	0.00	13.40
06-Jun-93	21.72	10.96	15.04	16.67	0.00	9.40
07-Jun-93	17.22	8.71	12.27	13.66	0.00	6.19
08-Jun-93	20.57	8.39	14.70	17.75	0.00	14.12
09-Jun-93	24.86	9.90	17.75	20.66	0.00	14.59
10-Jun-93	24.23	13.28	18.41	21.55	0.00	15.43
11-Jun-93	25.94	11.58	18.52	21.67	0.00	14.83
12-Jun-93	24.27	11.66	18.30	21.05	0.00	14.97
13-Jun-93	21.53	10.86	15.89	18.05	0.00	9.86
14-Jun-93	17.74	8.31	12.25	14.70	0.00	9.80
15-Jun-93	23.04	8.46	14.69	17.20	1.00	15.10
16-Jun-93	20.96	6.98	13.13	15.51	0.00	14.59
17-Jun-93	20.45	6.75	13.24	15.33	0.00	9.85
18-Jun-93	21.45	7.88	13.74	16.17	0.00	15.56
19-Jun-93	20.02	6.51	13.92	17.19	0.00	14.84

Date	Max.air Temp C	Min. air Temp C	Mean.air Temp C	Mean.soil Temp C	Precip. MM	Solar MJoule
20-Jun-93	16.83	9.33	12.50	13.05	3.00	5.01
21-Jun-93	20.85	9.31	14.34	16.43	0.00	14.08
22-Jun-93	20.38	7.81	13.04	15.27	0.00	13.56
23-Jun-93	19.29	8.36	13.43	16.43	0.00	11.49
24-Jun-93	12.39	8.24	10.39	11.33	2.00	4.99
25-Jun-93	20.15	7.67	13.22	15.23	1.00	11.16
26-Jun-93	20.10	9.90	14.13	16.25	0.00	9.48
27-Jun-93	20.90	10.16	15.12	18.36	0.00	12.79
28-Jun-93	15.74	8.26	11.54	12.62	6.00	6.05
29-Jun-93	26.99	11.13	19.43	21.93	0.00	14.11
30-Jun-93	27.36	14.94	20.75	23.34	0.00	11.58
01-Jul-93	25.34	13.09	18.79	21.81	0.00	11.72
02-Jul-93	30.29	13.33	21.08	23.92	0.00	15.19
03-Jul-93	28.08	13.52	19.13	21.70	0.00	13.38
04-Jul-93	24.42	12.16	17.31	20.32	0.00	12.57
05-Jul-93	21.99	11.05	16.17	19.09	0.00	12.64
06-Jul-93	20.98	9.09	14.24	16.64	0.00	14.35
07-Jul-93	17.74	8.63	12.75	14.98	0.00	8.48
08-Jul-93	22.05	8.21	14.65	16.95	0.00	12.46
09-Jul-93	19.37	9.76	13.69	15.36	2.00	6.34
10-Jul-93	18.11	9.40	13.21	15.33	7.00	10.21
11-Jul-93	15.83	7.97	11.20	12.81	5.00	8.86
12-Jul-93	17.89	7.88	12.59	15.20	0.00	10.96
13-Jul-93	11.88	8.58	9.98	10.40	10.00	2.88
14-Jul-93	12.45	9.53	10.99	12.00	2.00	3.64
15-Jul-93	14.96	9.42	11.54	12.76	1.00	4.26
16-Jul-93	17.16	9.61	12.61	14.19	0.00	4.14
17-Jul-93	23.43	11.29	17.04	20.18	0.00	13.65
18-Jul-93	24.72	10.22	17.81	20.62	0.00	13.95
19-Jul-93	21.79	12.93	16.77	19.89	0.00	12.31
20-Jul-93	19.65	11.46	14.73	16.94	0.00	7.17
21-Jul-93	17.00	9.46	13.27	14.95	0.00	5.06
22-Jul-93	13.93	11.92	12.79	13.31	6.00	2.11
23-Jul-93	20.24	10.93	14.56	16.23	0.00	8.91
24-Jul-93	24.86	9.64	16.22	18.59	0.00	10.66
25-Jul-93	26.93	11.90	18.19	20.66	0.00	12.58
26-Jul-93	21.33	9.45	15.06	17.20	0.00	8.19
27-Jul-93	21.87	10.31	15.06	17.26	0.00	9.83
28-Jul-93	20.98	9.65	14.98	16.96	0.00	8.64
29-Jul-93	18.47	9.20	13.87	15.61	0.00	6.38
30-Jul-93	23.27	10.54	16.41	19.21	1.00	12.14
31-Jul-93	16.82	11.50	14.04	14.69	12.00	2.87
01-Aug-93	19.11	9.53	13.24	14.83	3.00	7.48
02-Aug-93	20.90	8.71	14.12	16.35	0.00	10.56
03-Aug-93	17.57	10.13	13.43	14.71	1.00	4.37
04-Aug-93	15.12	11.67	12.67	13.48	24.00	2.52
05-Aug-93	16.48	10.90	13.47	15.07	2.00	5.47
06-Aug-93	20.38	10.23	14.85	17.10	0.00	9.52
07-Aug-93	13.63	10.24	11.79	12.35	18.00	2.44
08-Aug-93	20.32	11.92	15.80	18.38	0.00	10.65
09-Aug-93	18.06	11.49	14.57	16.95	0.00	5.46
10-Aug-93	13.41	11.26	12.25	13.20	20.00	1.72
11-Aug-93	15.72	9.53	11.87	13.71	9.00	7.69
12-Aug-93	15.47	8.52	10.91	13.24	0.00	7.91
13-Aug-93	14.85	6.95	10.10	11.77	15.00	7.35
14-Aug-93	17.10	8.10	11.69	13.55	0.00	10.58
15-Aug-93	15.96	7.04	11.54	14.35	0.00	9.03
16-Aug-93	11.55	10.13	11.05	11.49	0.00	0.94
17-Aug-93	13.87	9.47	11.64	12.24	12.00	2.52

Date	Max.air Temp C	Min. air Temp C	Mean.air Temp C	Mean.soil Temp C	Precip. MM	Solar MJoule
18-Aug-93	17.16	8.12	11.99	13.26	0.00	11.56
19-Aug-93	19.29	7.57	12.77	14.87	0.00	9.56
20-Aug-93	18.46	10.16	13.85	15.67	0.00	6.74
21-Aug-93	19.69	10.17	13.82	16.15	0.00	10.07
22-Aug-93	16.76	7.98	11.67	13.60	0.00	8.15
23-Aug-93	18.13	6.86	11.64	13.57	5.00	8.17
24-Aug-93	15.97	7.04	10.74	12.24	1.00	7.43
25-Aug-93	15.77	8.05	10.86	12.57	1.00	7.21
26-Aug-93	16.70	8.07	11.77	14.13	0.00	9.00
27-Aug-93	16.89	8.30	11.10	12.82	3.00	6.36
28-Aug-93	16.44	6.50	10.64	12.62	0.00	9.50
29-Aug-93	18.78	7.29	12.76	15.06	0.00	9.64
30-Aug-93	15.80	8.80	11.90	13.25	0.00	4.28
31-Aug-93	15.11	7.78	11.11	12.25	0.00	5.95
01-Sep-93	16.30	8.56	11.62	13.46	0.00	7.43
02-Sep-93	19.66	9.44	13.70	15.53	0.00	6.90
03-Sep-93	20.17	11.51	14.73	16.00	0.00	6.87
04-Sep-93	14.36	8.63	10.87	12.28	0.00	7.32
05-Sep-93	13.63	6.64	9.98	11.56	0.00	6.90
06-Sep-93	16.84	6.70	11.05	13.04	0.00	7.37
07-Sep-93	16.49	8.73	11.34	12.97	0.00	6.11
08-Sep-93	14.77	5.87	9.59	11.69	0.00	6.55
09-Sep-93	13.33	6.10	9.43	11.29	0.00	4.53
10-Sep-93	14.24	6.59	10.24	11.84	0.00	7.34
11-Sep-93	10.85	7.80	8.88	9.23	22.00	0.61
12-Sep-93	9.24	7.59	8.44	8.81	37.00	0.82
13-Sep-93	8.85	6.14	7.46	7.79	5.00	1.69
14-Sep-93	8.90	5.30	6.70	7.30	12.00	3.63
15-Sep-93	6.30	3.55	4.92	4.92	3.00	1.52
16-Sep-93	6.92	2.94	4.66	4.73	3.00	2.14
17-Sep-93	6.38	2.93	4.78	5.24	0.00	2.52
18-Sep-93	9.83	3.52	6.07	7.34	0.00	5.67
19-Sep-93	12.61	2.52	6.99	8.65	0.00	7.02
20-Sep-93	12.21	2.68	6.98	8.82	0.00	6.75
21-Sep-93	10.83	6.55	8.16	9.65	0.00	3.27
22-Sep-93	10.26	8.00	9.04	9.46	11.00	0.50
23-Sep-93	13.21	8.59	10.40	11.22	0.00	2.78
24-Sep-93	15.98	7.37	10.79	11.29	0.00	6.44
25-Sep-93	9.97	4.84	7.28	8.44	4.00	2.80
26-Sep-93	7.65	5.26	6.70	7.12	25.00	0.68
27-Sep-93	5.34	3.36	4.10	4.26	25.00	0.29
28-Sep-93	7.44	4.34	5.62	5.83	0.00	1.67
29-Sep-93	7.77	6.13	6.71	7.37	0.00	1.41
30-Sep-93	9.68	6.05	7.03	8.04	0.00	2.09
01-Oct-93	7.77	6.14	6.94	7.70	0.00	1.52
02-Oct-93	7.20	4.86	5.87	6.14	0.00	1.15
03-Oct-93	6.36	4.56	5.04	5.16	0.00	0.33
04-Oct-93	5.55	4.81	5.27	5.44	0.00	0.22
05-Oct-93	7.17	5.19	6.25	6.58	27.00	0.51
06-Oct-93	11.05	6.10	8.01	9.14	5.00	2.99
07-Oct-93	9.29	8.08	8.81	8.91	0.00	0.26
08-Oct-93	11.90	8.05	9.20	10.12	22.00	2.84
09-Oct-93	11.59	8.24	9.15	10.23	2.00	2.30
10-Oct-93	8.58	4.64	7.10	7.34	43.00	0.21
11-Oct-93	6.55	4.21	5.17	5.95	17.00	0.72
12-Oct-93	8.08	5.63	6.77	7.44	2.00	0.57
13-Oct-93	6.51	4.89	5.90	6.37	4.00	0.46
14-Oct-93	7.77	1.40	4.56	5.08	1.00	3.61
15-Oct-93	6.03	-1.44	1.49	2.66	0.00	4.15

Date	Max.air Temp C	Min. air Temp C	Mean.air Temp C	Mean.soil Temp C	Precip. MM	Solar MJoule
16-Oct-93	2.00	-0.94	0.43	1.51	1.00	0.89
17-Oct-93	3.49	-2.28	0.11	1.35	0.00	1.57
18-Oct-93	5.13	-2.37	0.74	0.43	2.00	2.55
19-Oct-93	7.82	0.14	3.46	4.30	1.00	2.75
20-Oct-93	8.17	3.89	5.22	5.80	0.00	2.18
21-Oct-93	6.55	3.97	5.54	5.87	2.00	0.35
22-Oct-93	3.97	0.02	1.79	1.90	3.00	0.39
23-Oct-93	1.84	-2.35	-0.57	0.15	0.00	3.36
24-Oct-93	5.01	-4.12	0.32	1.57	0.00	3.20
25-Oct-93	10.55	2.68	5.89	5.93	0.00	2.49
26-Oct-93	12.21	4.76	8.33	8.16	0.00	2.68
27-Oct-93	12.64	-0.21	9.36	9.05	0.00	2.58
28-Oct-93	13.05	5.23	8.72	8.66	0.00	2.90
29-Oct-93	9.46	3.62	7.15	6.77	0.00	2.76
30-Oct-93	5.94	-0.96	2.51	3.16	9.00	2.74
31-Oct-93	8.89	-0.03	3.35	3.89	0.00	2.42
01-Nov-93	5.62	0.82	2.76	3.59	0.00	2.48
02-Nov-93	2.15	-2.62	-0.49	0.44	0.00	1.04
03-Nov-93	0.26	-2.16	-0.93	-0.27	0.00	0.37
04-Nov-93	0.09	-2.61	-0.82	-0.37	0.00	0.47
05-Nov-93	-0.27	-1.24	-0.56	-0.14	0.00	0.13
06-Nov-93	0.64	-0.29	0.16	0.64	0.00	0.13
07-Nov-93	0.64	-0.71	0.25	0.60	0.00	0.13
08-Nov-93	-0.70	-1.18	-0.94	-0.77	0.00	0.13
09-Nov-93	-0.18	-1.33	-0.73	-0.82	0.00	0.23
10-Nov-93	1.81	-0.38	0.42	0.77	0.00	0.10
11-Nov-93	4.83	1.79	3.66	3.78	47.00	0.11
12-Nov-93	4.49	2.08	3.14	3.40	115.00	0.09
13-Nov-93	3.61	-0.19	1.15	2.05	35.00	0.60
14-Nov-93	4.68	1.73	3.29	3.82	0.00	0.13
15-Nov-93	2.90	0.63	1.91	2.80	0.00	0.26
16-Nov-93	2.41	-0.73	0.71	1.58	0.00	1.33
17-Nov-93	2.21	-0.81	0.36	1.18	0.00	0.38
18-Nov-93	4.17	2.22	3.30	3.79	0.00	0.66
19-Nov-93	2.32	-0.17	1.64	1.99	0.00	0.72
20-Nov-93	-0.26	-5.54	-3.07	-2.46	0.00	0.29
21-Nov-93	-2.04	-5.47	-3.52	-2.40	0.00	0.22
22-Nov-93	-4.81	-6.66	-5.87	-0.96	0.00	0.16
23-Nov-93	-2.87	-5.98	-4.89	-0.47	0.00	0.28
24-Nov-93	-1.89	-3.09	-2.51	-0.21	0.00	0.16
25-Nov-93	-0.30	-3.79	-2.06	0.10	1.00	0.15
26-Nov-93	-1.16	-3.92	-2.55	0.16	0.00	0.03
27-Nov-93	-0.92	-2.31	-1.42	0.14	0.00	0.02
28-Nov-93	-2.28	-5.53	-4.32	0.13	0.00	0.39
29-Nov-93	-4.65	-8.00	-6.16	0.12	0.00	0.41
30-Nov-93	-4.54	-7.56	-5.75	0.14	0.00	0.02
01-Dec-93	-3.25	-4.66	-3.96	0.15	0.00	0.01
02-Dec-93	-1.84	-4.07	-2.94	0.15	0.00	0.01
03-Dec-93	0.82	-2.39	-0.72	0.16	0.00	0.06

Risdalsheia KIM catchment. 1993
 Database from LI-1200 weatherstation

Date	Max.air Temp C	Min. air Temp C	Mean.air Temp C	Mean.soil Temp C	Precip. MM	Solar MJoule
09-Jan-93					0.00	0.00
10-Jan-93					0.00	0.00
11-Jan-93					0.00	0.00
12-Jan-93					0.00	0.00
13-Jan-93					0.00	0.00
14-Jan-93	1.08		-69.51	-68.58	0.00	0.02
15-Jan-93	5.51	0.50	2.31	3.42	0.00	0.04
16-Jan-93	6.08	1.22	2.54	3.74	0.00	0.55
17-Jan-93	6.89	0.45	4.80	4.53	0.00	0.21
18-Jan-93	2.20	-0.56	0.45	3.78	0.00	0.45
19-Jan-93	-0.13	-0.93	-0.50	3.35	0.00	0.04
20-Jan-93	4.64	-0.69	2.36	3.79	22.00	0.28
21-Jan-93	5.73	0.44	2.22	4.03	4.00	0.66
22-Jan-93	5.85	-0.29	2.79	4.49	15.00	0.95
23-Jan-93	1.46	-1.49	-0.13	3.45	4.00	0.84
24-Jan-93	0.54	-1.43	-0.31	3.33	0.00	0.29
25-Jan-93	-0.51	-5.74	-3.02	2.86	1.00	0.76
26-Jan-93	-1.64	-6.56	-3.97	2.43	0.00	0.63
27-Jan-93	-0.55	-7.51	-3.81	2.05	0.00	1.58
28-Jan-93	-2.50	-7.22	-4.87	1.82	0.00	1.73
29-Jan-93	-3.22	-7.75	-5.49	1.58	0.00	1.08
30-Jan-93	-0.19	-4.40	-1.88	1.63	0.00	0.59
31-Jan-93	5.88	-0.51	2.09	2.13	0.00	1.87
01-Feb-93	7.09	-0.48	2.02	2.52	0.00	1.89
02-Feb-93	3.43	-0.12	1.48	3.08	0.00	0.24
03-Feb-93	9.81	1.45	6.43	4.97	0.00	1.26
04-Feb-93	14.83	6.28	9.68	6.93	0.00	2.02
05-Feb-93	9.72	-0.30	5.96	6.84	4.00	2.26
06-Feb-93	2.12	-1.64	0.36	4.45	0.00	1.42
07-Feb-93	5.68	0.22	2.08	4.64	0.00	0.44
08-Feb-93	20.42	5.39	11.30	8.27	0.00	2.59
09-Feb-93	21.00	8.72	12.97	9.53	0.00	2.62
10-Feb-93	15.69	1.12	7.47	8.54	0.00	2.75
11-Feb-93	4.40	1.24	2.55	6.60	0.00	0.61
12-Feb-93	8.50	2.49	5.14	7.88	4.00	0.65
13-Feb-93	16.79	2.38	7.02	9.31	0.00	3.18
14-Feb-93	6.07	2.27	4.37	8.20	0.00	0.33
15-Feb-93	10.43	5.08	7.27	9.99	2.00	0.55
16-Feb-93	16.69	8.04	12.33	13.09	0.00	0.94
17-Feb-93	17.89	7.68	13.86	14.60	0.00	2.70
18-Feb-93	15.55	8.16	11.49	13.26	0.00	0.56
19-Feb-93	20.16	4.61	9.92	12.69	0.00	3.68
20-Feb-93	10.37	2.73	5.67	10.31	3.00	0.78
21-Feb-93	9.91	-0.96	3.34	9.27	0.00	3.74
22-Feb-93	10.80	-0.88	3.45	8.53	0.00	3.78
23-Feb-93	5.56	-0.23	2.57	7.72	0.00	1.49
24-Feb-93	5.28	1.17	3.06	8.17	0.00	0.62
25-Feb-93	6.97	2.09	4.18	8.90	0.00	0.22
26-Feb-93	9.69	6.93	8.60	11.80	0.00	0.20
27-Feb-93	8.77	2.82	4.57	10.62	0.00	0.33
28-Feb-93	4.39	2.98	3.66	10.20	0.00	0.59
01-Mar-93	7.62	0.39	3.42	10.10	0.00	2.68
02-Mar-93	2.96	-0.95	1.18	8.97	0.00	0.83

Date	Max.air Temp C	Min. air Temp C	Mean.air Temp C	Mean.soil Temp C	Precip. MM	Solar MJoule
03-Mar-93	8.34	-2.27	1.82	8.85	0.00	1.97
04-Mar-93					0.00	4.41
05-Mar-93					0.00	3.61
06-Mar-93					1.00	4.99
07-Mar-93					0.00	4.60
08-Mar-93					0.00	2.51
09-Mar-93					0.00	3.70
10-Mar-93					0.00	4.86
11-Mar-93					0.00	4.20
12-Mar-93					0.00	3.61
13-Mar-93					0.00	2.31
14-Mar-93					0.00	4.05
15-Mar-93					1.00	2.93
16-Mar-93					1.00	4.23
17-Mar-93					3.00	5.25
18-Mar-93					0.00	4.20
19-Mar-93					0.00	3.73
20-Mar-93					0.00	4.60
21-Mar-93					1.00	2.63
22-Mar-93					3.00	3.97
23-Mar-93					0.00	5.83
24-Mar-93					0.00	7.17
25-Mar-93					0.00	7.82
26-Mar-93					2.00	7.98
27-Mar-93					0.00	5.18
28-Mar-93					0.00	5.56
29-Mar-93					0.00	5.15
30-Mar-93					0.00	7.85
31-Mar-93					0.00	0.82
01-Apr-93					0.00	0.33
02-Apr-93					0.00	3.51
03-Apr-93					0.00	1.86
04-Apr-93					0.00	2.32
05-Apr-93					1.00	0.43
06-Apr-93					9.00	0.61
07-Apr-93					1.00	3.81
08-Apr-93					0.00	9.88
09-Apr-93					0.00	8.85
10-Apr-93					0.00	10.44
11-Apr-93					0.00	10.15
12-Apr-93					0.00	10.22
13-Apr-93					0.00	10.08
14-Apr-93					0.00	10.32
15-Apr-93					0.00	10.45
16-Apr-93					0.00	0.43
17-Apr-93					0.00	-0.11
18-Apr-93					0.00	-0.07
19-Apr-93					0.00	-0.05
20-Apr-93					0.00	-0.03
25-Jun-93	18.39	10.37	13.38	12.21	6.00	8.27
26-Jun-93	18.16	8.62	13.13	12.75	5.00	11.97
27-Jun-93	14.85	8.31	11.95	11.80	4.00	5.53
28-Jun-93	24.73	13.67	19.70	14.01	0.00	13.13
29-Jun-93	24.71	12.76	18.99	14.44	0.00	12.55
30-Jun-93	21.96	12.86	17.52	13.82	0.00	12.70
01-Jul-93	27.97	13.45	20.25	14.48	0.00	13.81

Date	Max.air Temp C	Min. air Temp C	Mean.air Temp C	Mean.soil Temp C	Precip. MM	Solar MJoule
02-Jul-93	25.95	11.98	17.74	13.99	0.00	0.00
03-Jul-93	22.75	12.25	16.76	13.82	0.00	0.00
04-Jul-93	21.06	8.90	14.58	13.40	0.00	0.00
05-Jul-93	21.03	8.90	14.25	12.78	0.00	0.00
06-Jul-93	17.61	8.36	12.69	12.31	0.00	0.00
07-Jul-93	22.28	9.85	15.22	12.56	0.00	0.00
08-Jul-93	18.41	10.60	13.42	12.53	4.00	0.00
09-Jul-93	15.87	6.87	10.61	12.67	12.00	0.00
10-Jul-93	14.02	7.48	9.89	12.26	4.00	0.00
11-Jul-93	15.75	8.32	11.53	12.62	4.00	0.00
12-Jul-93	11.76	8.58	10.20	11.89	10.00	0.00
13-Jul-93	11.80	9.33	10.43	12.52	9.00	0.00
14-Jul-93	14.87	9.50	11.51	12.42	0.00	0.00
15-Jul-93	15.87	10.00	12.68	12.57	0.00	0.00
16-Jul-93	20.48	9.25	15.47	13.78	0.00	0.00
17-Jul-93	21.18	11.17	16.86	13.98	0.00	0.00
18-Jul-93	19.12	11.34	14.39	13.87	0.00	0.00
19-Jul-93	17.20	9.02	12.44	13.24	0.00	0.00
20-Jul-93	16.14	9.82	13.26	12.90	6.00	0.00
21-Jul-93	14.36	11.64	12.59	13.11	3.00	0.00
22-Jul-93	20.16	9.41	13.85	13.95	0.00	0.00
23-Jul-93	23.29	11.06	16.61	14.09	0.00	0.00
24-Jul-93	24.21	8.42	15.86	14.76	0.00	0.00
25-Jul-93	19.65	9.82	14.20	13.98	0.00	0.00
26-Jul-93	19.68	8.89	13.55	15.86	0.00	0.00
27-Jul-93	19.16	8.41	13.53	13.83	0.00	0.00
28-Jul-93	16.98	9.97	13.25	12.86	0.00	0.00
29-Jul-93	20.51	11.37	15.40	13.65	14.00	0.00
30-Jul-93	15.59	9.12	12.56	14.04	13.00	0.00
31-Jul-93	17.19	8.08	12.03	13.67	0.00	0.00
01-Aug-93	18.24	9.20	13.21	13.42	0.00	0.00
02-Aug-93	16.56	11.33	13.02	13.25	13.00	0.00
03-Aug-93	14.88	10.67	12.25	13.50	7.00	0.00
04-Aug-93	15.67	9.85	12.72	13.46	0.00	0.00
05-Aug-93	19.75	10.13	14.10	15.14	0.00	0.00
06-Aug-93	13.89	10.28	12.08	15.20	26.00	0.00
07-Aug-93	19.43	11.60	15.58	16.69	4.00	0.00
08-Aug-93	18.23	11.81	14.64	16.34	0.00	0.00
09-Aug-93	13.44	9.63	11.53	16.07	23.00	0.00
10-Aug-93	16.35	9.02	11.84	14.10	1.00	0.00
11-Aug-93	16.49	7.06	10.76	13.13	0.00	0.00
12-Aug-93	16.19	7.22	10.75	15.27	0.00	0.00
13-Aug-93	15.78	6.86	11.04	16.54	19.00	0.00
14-Aug-93	16.22	8.81	12.36	16.91	0.00	0.00
15-Aug-93	11.46	10.71	11.06	15.44	0.00	0.00
16-Aug-93	14.48	7.55	10.76	13.08	10.00	0.00
17-Aug-93	17.46	7.40	12.02	14.55	0.00	0.00
18-Aug-93	20.32	8.37	14.06	13.07	0.00	0.00
19-Aug-93	18.55	10.12	14.01	13.09	0.00	0.00
20-Aug-93	20.50	8.18	13.86	13.27	0.00	0.00
21-Aug-93	18.46	6.99	12.09	12.80	0.00	0.00
22-Aug-93	18.52	7.20	12.37	12.66	0.00	0.00
23-Aug-93	17.09	8.16	11.79	12.50	0.00	0.00
24-Aug-93	15.90	7.90	11.32	12.41	0.00	0.00
25-Aug-93	16.40	8.61	12.30	12.66	0.00	0.00
26-Aug-93	17.23	6.24	10.63	15.64	7.00	1.58

Date	Max.air Temp C	Min. air Temp C	Mean.air Temp C	Mean.soil Temp C	Precip. MM	Solar MJoule
27-Aug-93	16.82	6.74	11.19	13.95	0.00	9.15
28-Aug-93	19.37	8.66	13.97	12.86	0.00	9.18
29-Aug-93	15.98	7.80	11.43	17.44	0.00	3.70
30-Aug-93	15.60	7.94	11.61	17.13	0.00	5.53
31-Aug-93	17.43	8.68	12.21	12.66	0.00	7.40
01-Sep-93	19.77	9.73	14.52	12.87	0.00	7.34
02-Sep-93	20.58	8.79	13.97	13.15	1.00	6.72
03-Sep-93	15.25	6.28	10.92	12.21	0.00	6.72
04-Sep-93	13.94	6.86	9.73	11.77	0.00	6.26
05-Sep-93	17.93	6.99	11.87	11.86	0.00	6.74
06-Sep-93	17.43	5.73	11.06	12.10	0.00	6.45
07-Sep-93	14.61	5.75	9.30	12.63	0.00	5.93
08-Sep-93	13.79	6.54	9.67	11.87	0.00	4.40
09-Sep-93	14.38	6.74	10.73	11.82	0.00	6.80
10-Sep-93	9.24	7.39	8.46	11.23	20.00	0.54
11-Sep-93	8.95	6.89	8.06	11.00	14.00	0.75
12-Sep-93	8.42	5.22	6.62	10.63	6.00	1.46
13-Sep-93	8.49	3.32	6.16	10.14	6.00	3.29
14-Sep-93	5.86	2.75	4.26	9.01	5.00	1.35
15-Sep-93	6.60	2.50	4.36	8.55	3.00	1.92
16-Sep-93	6.17	2.53	4.39	8.22	11.00	2.40
17-Sep-93	9.70	3.07	5.96	8.66	0.00	5.39
18-Sep-93	12.76	2.87	7.22	9.29	0.00	7.07
19-Sep-93	12.01	2.56	7.87	9.62	0.00	6.81
20-Sep-93	10.57	6.46	8.34	9.85	0.00	2.99
21-Sep-93	10.16	8.00	9.23	10.14	9.00	0.47
22-Sep-93	13.24	7.48	10.14	10.68	0.00	2.41
23-Sep-93	15.80	4.79	10.30	10.77	0.00	6.61
24-Sep-93	10.13	4.81	7.68	10.11	9.00	2.76
25-Sep-93	7.27	3.70	5.88	9.48	19.00	0.60
26-Sep-93	4.44	3.25	3.90	7.78	16.00	0.26
27-Sep-93	7.41	4.33	5.97	8.27	0.00	1.51
28-Sep-93	7.84	5.99	6.64	8.81	0.00	1.27
29-Sep-93	9.50	5.84	6.86	9.07	0.00	1.77
30-Sep-93	7.75	5.09	6.68	9.04	0.00	1.35
01-Oct-93	7.15	4.42	5.43	8.59	0.00	1.03
02-Oct-93	5.72	4.59	5.00	8.42	0.00	0.29
03-Oct-93	5.54	5.12	5.29	8.39	0.00	0.20
04-Oct-93	7.53	5.25	6.70	8.65	5.00	0.47
05-Oct-93	11.55	6.17	8.57	9.32	2.00	2.86
06-Oct-93	9.20	8.25	8.86	9.48	37.00	0.24
07-Oct-93	12.66	8.13	9.31	9.93	2.00	2.64
08-Oct-93	12.13	8.11	9.09	10.44	2.00	2.15
09-Oct-93	8.40	4.10	5.87	9.02	20.00	0.18
10-Oct-93	6.55	4.08	5.56	8.26	3.00	0.68
11-Oct-93	8.05	5.61	6.81	8.67	1.00	0.53
12-Oct-93	6.52	2.45	5.54	8.41	2.00	0.42
13-Oct-93	8.93	-0.91	3.35	7.82	0.00	4.67
14-Oct-93	7.08	-1.24	2.02	7.09	0.00	5.04
15-Oct-93	2.11	-2.00	0.06	6.63	0.00	0.80
16-Oct-93	4.12	-2.22	0.05	6.37	1.00	1.45
17-Oct-93	6.33	-2.62	1.81	6.24	0.00	4.06
18-Oct-93	9.06	0.51	4.84	7.12	0.00	3.21
19-Oct-93	9.12	3.75	5.58	7.54	0.00	2.16
20-Oct-93	6.64	2.50	5.03	7.62	0.00	0.30
21-Oct-93	2.53	-1.77	0.68	6.58	4.00	0.34

Date	Max.air Temp C	Min. air Temp C	Mean.air Temp C	Mean.soil Temp C	Precip. MM	Solar MJoule
22-Oct-93	5.44	-3.01	0.14	5.89	0.00	3.62
23-Oct-93	8.63	-3.21	3.04	6.21	0.00	3.46
24-Oct-93	12.13	2.59	6.23	7.19	0.00	2.40
25-Oct-93	14.36	4.89	8.49	7.97	0.00	2.56
26-Oct-93	14.60	5.40	8.78	8.33	1.00	2.57
27-Oct-93	14.99	5.88	8.84	8.71	0.00	2.79
28-Oct-93	12.95	1.54	6.36	8.08	0.00	2.82
29-Oct-93	9.73	0.05	3.35	7.23	0.00	2.95
30-Oct-93	11.43	1.22	4.77	7.24	0.00	2.45
31-Oct-93	9.03	0.33	3.42	7.03	0.00	2.77
01-Nov-93	3.66	-1.39	0.25	6.24	0.00	0.80
02-Nov-93	1.42	-1.89	-0.05	5.96	0.00	0.32
03-Nov-93	3.49	-0.89	1.18	5.76	0.00	0.40
04-Nov-93	2.01	0.18	1.58	5.77	0.00	0.11
05-Nov-93	2.84	1.97	2.48	5.99	0.00	0.12
06-Nov-93	2.98	1.80	2.41	6.05	0.00	0.11
07-Nov-93	2.66	1.65	2.11	7.45	0.00	0.15
08-Nov-93	2.91	0.78	1.61	5.83	0.00	0.27
09-Nov-93	5.61	0.88	3.29	5.94	2.00	0.11
10-Nov-93	6.77	5.18	6.16	6.70	19.00	0.09
11-Nov-93	5.86	4.32	5.28	6.53	30.00	0.08
12-Nov-93	6.55	1.75	3.65	5.98	21.00	0.63
13-Nov-93	4.56	1.88	3.29	5.73	11.00	0.11
14-Nov-93	3.46	0.89	2.00	5.50	7.00	0.22
15-Nov-93	4.34	-0.36	1.10	5.07	1.00	1.21
16-Nov-93	3.41	0.49	1.66	7.39	0.00	0.32
17-Nov-93	4.90	1.72	3.10	8.02	0.00	0.56
18-Nov-93	3.23	-2.15	0.94	5.34	0.00	0.64
19-Nov-93	-1.29	-4.32	-2.41	4.23	0.00	0.26
20-Nov-93	-1.29	-3.63	-2.35	4.07	0.00	0.20
21-Nov-93	-2.31	-3.76	-3.16	3.81	0.00	0.13
22-Nov-93	-1.73	-3.77	-2.36	12.64	0.00	0.25
23-Nov-93	-0.58	-1.89	-1.09	10.10	0.00	0.14
24-Nov-93	0.85	-0.59	-0.05	5.50	0.00	0.16
25-Nov-93	0.32	-0.21	0.15	4.67	0.00	0.01
26-Nov-93	0.52	-0.36	0.25	4.00	0.00	0.01
27-Nov-93	2.24	-1.41	-0.08	4.04	0.00	0.43
28-Nov-93	1.83	-1.98	-0.81	3.84	0.00	0.47
29-Nov-93	-1.42	-1.93	-1.70	3.59	0.00	0.01

Risdalsheia outside catchments. 1993

Database from LI-1200 weatherstation

Date	Max.air Temp C	Min. air Temp C	Mean.air Temp C	Mean.soil Temp C	Precip. MM	Solar MJoule
01-Jan-93	-0.66	-3.17	-1.39	-0.04	0	0.10
02-Jan-93	0.36	-1.63	-0.36	0.03	0	0.09
03-Jan-93	1.25	-1.71	-0.12	0.10	0	0.26
04-Jan-93	0.95	-4.94	-1.69	0.16	0	0.45
05-Jan-93	-3.54	-5.24	-4.19	0.03	0	0.39
06-Jan-93	3.00	-4.53	-1.96	-0.01	1	0.08
07-Jan-93	3.12	0.17	1.70	0.07	0	1.14
08-Jan-93	2.78	-0.10	1.52	0.13	0	0.92
09-Jan-93	3.02	-1.26	0.56	0.22	0	0.35
10-Jan-93	4.64	-0.75	1.84	0.28	1	0.12
11-Jan-93	5.13	-0.56	1.34	0.36	1	0.56
12-Jan-93	3.89	-1.58	0.54	0.40	1	0.75
13-Jan-93	1.78	-2.09	-0.54	0.44	0	1.06
14-Jan-93	2.63	-0.12	1.23	0.49	0	0.25
15-Jan-93	2.03	-0.79	0.40	0.54	1	0.78
16-Jan-93	5.57	-0.21	2.29	0.56	2	0.07
17-Jan-93	6.85	0.65	2.22	0.58	0	1.05
18-Jan-93	7.31	-0.32	4.86	0.66	0	0.42
19-Jan-93	1.79	-1.05	-0.04	0.68	0	1.44
20-Jan-93	-0.27	-2.23	-1.21	0.73	0	0.07
21-Jan-93	4.01	-2.05	1.83	0.76	1	0.39
22-Jan-93	5.04	-0.03	1.71	0.82	0	1.47
23-Jan-93	5.54	-0.14	2.49	1.08	1	1.66
24-Jan-93	1.49	-2.17	-0.65	0.81	0	1.65
25-Jan-93	0.65	-3.55	-1.25	0.76	0	0.83
26-Jan-93	-0.47	-7.85	-4.78	0.67	0	2.83
27-Jan-93	-2.29	-9.69	-5.69	0.42	0	1.81
28-Jan-93	-0.78	-10.77	-5.67	0.13	0	2.73
29-Jan-93	-3.12	-8.97	-6.22	-0.01	0	2.87
30-Jan-93	-3.96	-9.08	-6.76	-0.11	0	2.19
31-Jan-93	-0.14	-5.55	-2.42	-0.11	0	1.57
01-Feb-93	4.64	-1.04	1.60	-0.06	0	2.99
02-Feb-93	4.80	-1.72	0.94	0.03	0	2.96
03-Feb-93	2.77	-1.42	0.56	0.08	0	0.51
04-Feb-93	6.30	0.44	4.37	0.17	0	2.22
05-Feb-93	8.77	4.50	6.51	0.28	0	3.18
06-Feb-93	6.95	-1.79	3.12	0.44	0	3.53
07-Feb-93	0.29	-4.23	-1.96	0.50	1	2.18
08-Feb-93	3.94	-2.64	-0.29	0.56	0	1.70
09-Feb-93	11.75	3.20	6.59	0.64	0	4.09
10-Feb-93	11.28	4.18	7.05	0.71	0	4.07
11-Feb-93	6.80	-2.07	2.26	0.78	0	4.31
12-Feb-93	-0.87	-2.14	-1.45	0.83	0	1.16
13-Feb-93	2.08	-1.58	0.22	0.91	0	1.34
14-Feb-93	4.71	-2.98	0.31	0.87	1	5.15
15-Feb-93	0.19	-2.45	-1.00	0.84	1	0.63
16-Feb-93	2.59	-0.57	0.61	0.88	1	1.08
17-Feb-93	6.32	0.94	3.08	1.08	0	1.88
18-Feb-93	6.87	-0.84	3.16	1.25	0	4.45
19-Feb-93	4.03	0.16	2.22	1.15	0	1.23
20-Feb-93	5.04	-1.64	0.69	1.01	0	5.71
21-Feb-93	1.69	-2.79	-1.05	0.78	3	1.75
22-Feb-93	-0.48	-6.22	-3.87	0.59	0	5.85

Date	Max.air Temp C	Min. air Temp C	Mean.air Temp C	Mean.soil Temp C	Precip. MM	Solar MJoule
23-Feb-93	0.56	-6.30	-3.47	0.17	0	6.05
24-Feb-93	-0.80	-5.37	-3.39	0.02	0	2.80
25-Feb-93	-1.26	-4.65	-3.18	0.05	0	2.20
26-Feb-93	-0.41	-4.02	-2.29	0.05	0	0.78
27-Feb-93	0.48	-0.71	-0.14	0.10	1	0.35
28-Feb-93	-0.62	-4.59	-3.05	0.14	0	0.14
01-Mar-93	-2.21	-3.93	-3.30	0.18	0	0.21
02-Mar-93	-0.84	-6.18	-3.91	0.22	0	0.60
03-Mar-93	-3.18	-6.64	-5.11	0.25	0	0.41
04-Mar-93	1.15	-7.79	-5.05	0.29	0	0.67
05-Mar-93	4.11	-6.42	-2.42	0.33	0	0.89
06-Mar-93	10.34	-2.93	2.35	0.36	9	5.07
07-Mar-93	10.52	-0.72	4.44	0.38	0	7.43
08-Mar-93	6.58	-1.09	2.33	0.40	0	7.09
09-Mar-93	3.57	-1.69	0.23	0.41	0	4.52
10-Mar-93	4.69	-1.38	0.81	0.42	0	6.22
11-Mar-93	3.24	-2.66	-0.24	0.43	0	8.00
12-Mar-93	4.47	-5.01	-0.70	0.42	0	8.72
13-Mar-93	9.32	-0.84	3.12	0.44	0	6.42
14-Mar-93	6.67	2.23	3.49	0.45	0	3.99
15-Mar-93	11.38	2.68	5.52	0.46	0	6.86
16-Mar-93	9.15	1.96	4.99	0.51	0	4.64
17-Mar-93	7.16	1.44	4.19	0.85	2	7.58
18-Mar-93	9.55	2.41	5.14	1.66	1	8.74
19-Mar-93	7.06	-0.70	3.53	1.77	1	7.58
20-Mar-93	5.45	-1.05	1.69	1.30	5	6.60
21-Mar-93	10.56	3.20	5.74	2.30	0	8.14
22-Mar-93	8.13	-0.08	3.79	2.58	1	4.72
23-Mar-93	4.64	-1.81	0.82	1.74	5	5.84
24-Mar-93	4.97	-1.44	0.86	1.96	2	9.04
25-Mar-93	4.52	-2.29	0.11	1.72	1	12.48
26-Mar-93	8.96	-1.04	2.89	1.59	0	13.82
27-Mar-93	7.14	-2.28	1.25	1.38	0	14.16
28-Mar-93	1.79	-3.30	-1.13	1.16	0	9.60
29-Mar-93	1.96	-6.33	-2.18	0.92	0	9.72
30-Mar-93	1.76	-6.35	-2.23	0.77	0	9.43
31-Mar-93	2.87	-5.51	-1.42	0.66	0	14.37
01-Apr-93	0.11	-2.30	-1.44	0.65	0	3.11
02-Apr-93	0.87	-1.89	-0.44	0.68	0	1.21
03-Apr-93	4.52	-0.40	1.03	0.71	8	6.73
04-Apr-93	3.18	-0.51	1.64	0.78	0	3.26
05-Apr-93	3.57	0.03	1.80	0.98	1	3.93
06-Apr-93	1.35	-0.75	-0.08	1.02	1	2.34
07-Apr-93	1.95	0.14	0.97	0.95	32	1.10
08-Apr-93	4.84	0.50	2.24	1.27	1	5.41
09-Apr-93	4.62	-1.38	1.63	1.57	0	15.89
10-Apr-93	1.97	-3.35	-1.09	1.06	0	14.68
11-Apr-93	4.36	-4.43	-0.12	0.84	0	17.83
12-Apr-93	5.58	-2.29	1.18	0.89	0	17.95
13-Apr-93	5.73	-3.68	1.09	1.05	0	18.09
14-Apr-93	8.85	-1.67	2.78	1.33	0	18.15
15-Apr-93	8.46	-1.63	2.82	1.67	0	17.62
16-Apr-93	9.51	-1.37	3.53	2.04	0	18.00
17-Apr-93	3.72	-0.30	2.19	2.07	2	2.57
18-Apr-93	8.99	0.87	4.56	3.51	1	11.99
19-Apr-93	9.74	0.28	3.91	3.34	0	19.06

Date	Max.air Temp C	Min. air Temp C	Mean.air Temp C	Mean.soil Temp C	Precip. MM	Solar MJoule
20-Apr-93	11.09	1.02	5.10	3.22	0	20.11
21-Apr-93	4.24	-0.55	1.96	2.62	1	6.30
22-Apr-93	5.85	2.53	4.65	3.55	20	2.41
23-Apr-93	11.96	2.31	6.41	4.35	1	9.87
24-Apr-93	11.40	5.65	7.29	4.90	3	5.76
25-Apr-93	12.45	5.92	8.35	5.47	0	8.52
26-Apr-93	17.03	6.28	11.75	6.16	0	15.92
27-Apr-93	20.80	8.91	14.82	7.32	0	18.55
28-Apr-93	23.31	8.84	16.17	7.86	0	19.68
29-Apr-93	20.60	11.50	15.64	8.31	0	19.54
30-Apr-93	16.84	8.83	12.60	8.09	0	19.85
01-May-93	19.14	8.03	13.44	8.13	0	18.08
02-May-93	17.46	9.05	13.09	8.20	0	16.74
03-May-93	17.61	8.63	12.59	8.47	1	11.26
04-May-93	15.68	2.58	9.74	8.20	0	13.91
05-May-93	12.91	1.72	6.48	7.20	0	18.42
06-May-93	8.06	1.74	4.25	6.69	3	8.64
07-May-93	10.37	1.07	5.64	6.65	1	12.87
08-May-93	15.16	4.86	8.49	7.45	1	16.98
09-May-93	15.36	3.75	9.76	7.54	0	23.17
10-May-93	18.32	7.06	12.67	8.36	0	22.00
11-May-93	19.66	8.96	14.46	9.11	0	21.62
12-May-93	21.26	9.17	15.62	9.59	0	23.79
13-May-93	23.50	10.54	16.76	10.08	0	23.78
14-May-93	16.08	7.18	11.77	9.54	0	23.62
15-May-93	15.91	5.11	10.51	8.97	0	10.52
16-May-93	13.37	6.24	9.21	9.03	0	6.93
17-May-93	13.99	3.15	8.34	9.06	0	19.72
18-May-93	17.36	4.80	10.69	9.35	1	17.36
19-May-93	16.71	7.74	12.28	9.88	0	24.38
20-May-93	19.35	8.66	14.55	10.10	0	23.59
21-May-93	22.71	12.93	17.81	11.27	0	23.35
22-May-93	22.74	13.32	17.18	11.93	1	20.73
23-May-93	22.41	12.85	15.96	12.35	1	15.06
24-May-93	22.29	12.36	16.30	12.61	1	23.26
25-May-93	22.47	12.32	16.55	12.91	1	22.11
26-May-93	15.47	7.35	11.34	11.70	0	21.21
27-May-93	15.68	7.28	10.59	10.92	0	16.40
28-May-93	18.44	5.71	12.14	11.37	1	26.38
29-May-93	17.97	6.23	12.20	11.40	0	26.44
30-May-93	19.53	5.42	11.70	11.34	0	22.01
31-May-93	18.39	4.87	10.14	11.42	0	18.31
01-Jun-93	11.41	8.28	9.27	11.10	2	5.04
02-Jun-93	18.42	6.41	11.35	11.48	1	18.98
03-Jun-93	18.51	4.30	11.47	11.07	1	27.43
04-Jun-93	18.16	4.91	12.06	11.30	0	27.41
05-Jun-93	19.02	8.30	13.96	11.71	0	24.57
06-Jun-93	18.35	9.50	12.98	11.52	0	16.89
07-Jun-93	15.10	7.06	10.64	11.07	0	11.21
08-Jun-93	17.70	7.37	12.85	11.59	0	24.01
09-Jun-93	22.45	8.52	15.75	12.12	0	25.83
10-Jun-93	20.63	10.39	15.85	12.74	0	27.42
11-Jun-93	22.18	9.80	16.16	12.91	0	26.29
12-Jun-93	21.51	10.72	16.72	13.12	0	26.54
13-Jun-93	18.97	10.16	14.36	13.02	0	17.98
14-Jun-93	16.77	7.94	10.93	12.52	0	17.32

Date	Max.air Temp C	Min. air Temp C	Mean.air Temp C	Mean.soil Temp C	Precip. MM	Solar MJoule
15-Jun-93	20.73	6.27	12.85	12.54	0	27.05
16-Jun-93	18.23	5.90	11.47	12.15	0	25.93
17-Jun-93	16.50	4.64	10.64	12.00	0	18.05
18-Jun-93	18.86	6.76	12.37	12.28	0	27.51
19-Jun-93	17.39	4.26	11.74	12.09	0	26.20
20-Jun-93	15.30	8.45	10.95	12.02	3	9.27
21-Jun-93	20.23	7.92	13.52	12.70	1	25.06
22-Jun-93	18.44	6.50	11.74	12.02	0	23.35
23-Jun-93	15.79	7.40	11.54	12.26	0	20.38
24-Jun-93	12.04	7.62	9.59	11.65	2	9.01
25-Jun-93	18.35	7.25	11.95	12.24	3	20.32
26-Jun-93	18.29	9.25	12.90	12.26	0	16.76
27-Jun-93	18.72	8.86	13.08	13.02	0	22.72
28-Jun-93	15.46	7.93	11.07	12.13	2	11.00
29-Jun-93	24.64	9.83	17.88	13.36	1	25.33
30-Jun-93	24.41	13.45	18.94	14.27	1	23.61
01-Jul-93	22.10	12.05	16.97	14.25	0	24.38
02-Jul-93	26.22	11.19	18.32	14.51	0	27.01
03-Jul-93	24.03	11.22	16.60	14.49	0	24.15
04-Jul-93	21.43	10.58	14.98	14.62	0	21.76
05-Jul-93	18.52	9.34	13.90	14.62	0	22.98
06-Jul-93	19.93	7.76	13.13	13.69	0	26.23
07-Jul-93	16.82	7.71	11.40	12.99	1	15.39
08-Jul-93	21.18	6.27	13.53	13.35	0	22.44
09-Jul-93	16.72	8.52	12.00	13.51	1	11.55
10-Jul-93	15.65	7.73	11.38	13.96	2	18.14
11-Jul-93	14.00	5.73	9.40	12.90	1	15.98
12-Jul-93	16.11	6.63	11.11	13.32	1	19.74
13-Jul-93	11.82	7.93	9.60	12.38	0	5.28
14-Jul-93	12.49	9.29	10.67	12.64	1	6.68
15-Jul-93	14.44	9.10	11.04	12.68	0	7.69
16-Jul-93	16.28	8.96	11.80	12.67	1	7.20
17-Jul-93	20.91	10.49	15.56	13.76	0	25.22
18-Jul-93	21.43	8.18	15.54	13.93	0	25.32
19-Jul-93	18.86	11.50	14.44	14.18	0	21.22
20-Jul-93	17.97	9.56	12.82	13.69	1	12.73
21-Jul-93	15.95	8.47	12.09	13.10	0	9.23
22-Jul-93	13.99	11.55	12.42	13.22	0	3.80
23-Jul-93	20.04	10.34	14.11	13.56	0	16.35
24-Jul-93	22.96	8.85	15.24	13.78	0	19.69
25-Jul-93	22.86	9.62	15.86	14.51	0	22.85
26-Jul-93	19.61	7.65	12.96	13.79	0	14.86
27-Jul-93	18.43	9.15	12.94	13.83	0	17.39
28-Jul-93	18.13	8.01	12.61	13.48	0	15.37
29-Jul-93	16.13	6.95	11.68	13.17	0	11.97
30-Jul-93	20.83	8.19	14.41	13.75	0	22.48
31-Jul-93	16.01	10.10	13.12	13.74	0	5.16
01-Aug-93	16.94	8.35	11.56	13.62	0	13.24
02-Aug-93	17.51	7.08	11.90	13.52	0	18.88
03-Aug-93	16.60	8.08	11.98	13.35	0	7.99
04-Aug-93	14.52	11.17	12.23	13.30	1	4.60
05-Aug-93	15.37	10.31	12.55	13.66	1	9.90
06-Aug-93	18.87	9.01	13.52	13.98	0	17.65
07-Aug-93	13.74	9.77	11.53	13.12	0	4.37
08-Aug-93	20.07	11.22	15.50	13.94	0	18.98
09-Aug-93	18.58	10.80	14.19	14.12	0	9.80

Date	Max.air Temp C	Min. air Temp C	Mean.air Temp C	Mean.soil Temp C	Precip. MM	Solar MJoule
10-Aug-93	13.51	10.72	11.92	13.66	0	3.04
11-Aug-93	16.61	9.08	11.74	13.24	0	13.41
12-Aug-93	15.79	8.11	10.71	13.02	0	13.99
13-Aug-93	15.87	6.80	10.12	12.57	0	12.79
14-Aug-93	17.66	6.95	11.58	12.67	0	18.48
15-Aug-93	16.74	5.40	11.12	12.62	0	16.62
16-Aug-93	11.44	9.15	10.81	12.30	0	1.69
17-Aug-93	14.20	9.16	11.43	12.55	0	4.43
18-Aug-93	18.20	7.27	12.11	12.28	0	20.78
19-Aug-93	20.52	6.48	12.62	12.35	0	17.40
20-Aug-93	18.83	9.43	13.63	12.86	0	12.14
21-Aug-93	20.62	9.27	13.57	12.99	0	17.50
22-Aug-93	17.85	7.17	11.48	12.34	0	15.16
23-Aug-93	18.67	5.61	11.51	12.12	0	14.93
24-Aug-93	16.39	6.16	10.74	12.16	0	13.70
25-Aug-93	16.43	7.90	10.76	12.16	0	12.58
26-Aug-93	16.88	7.02	11.35	11.87	0	16.51
27-Aug-93	16.84	6.82	10.52	11.79	0	11.37
28-Aug-93	17.37	6.20	10.71	11.80	0	17.44
29-Aug-93	19.19	6.50	12.40	11.82	0	17.72
30-Aug-93	15.83	7.76	11.19	11.87	0	7.57
31-Aug-93	16.05	6.88	10.93	11.49	0	10.97
01-Sep-93	17.82	8.21	11.58	11.85	0	13.52
02-Sep-93	19.44	7.96	13.50	12.37	0	13.16
03-Sep-93	21.27	11.13	14.72	12.98	0	12.67
04-Sep-93	15.84	7.65	10.89	12.11	0	13.24
05-Sep-93	13.97	5.72	9.46	11.09	0	12.49
06-Sep-93	17.05	5.32	10.49	11.08	0	13.02
07-Sep-93	16.69	7.60	10.90	11.26	0	11.75
08-Sep-93	15.32	5.58	9.21	10.95	0	12.66
09-Sep-93	14.59	5.44	9.27	10.83	0	8.72
10-Sep-93	14.86	5.93	10.05	10.95	0	13.76
11-Sep-93	10.44	7.41	8.59	10.51	0	1.07
12-Sep-93	9.18	7.43	8.30	10.51	0	1.48
13-Sep-93	8.82	5.78	7.32	10.28	0	2.97
14-Sep-93	9.40	5.17	6.64	9.83	0	6.68
15-Sep-93	6.18	3.35	4.72	9.01	0	2.71
16-Sep-93	6.89	2.75	4.44	8.55	0	3.81
17-Sep-93	7.06	2.51	4.58	8.26	0	4.53
18-Sep-93	10.83	3.19	5.86	8.29	0	10.35
19-Sep-93	12.68	2.00	6.42	8.00	0	13.61
20-Sep-93	11.86	2.44	6.64	8.17	0	12.72
21-Sep-93	10.70	6.11	7.79	8.79	0	5.90
22-Sep-93	10.10	7.80	8.88	9.34	0	0.92
23-Sep-93	13.14	7.91	10.02	9.85	0	4.88
24-Sep-93	16.61	6.25	10.47	9.39	0	11.87
25-Sep-93	10.08	4.28	7.09	8.85	0	5.12
26-Sep-93	7.51	5.12	6.56	8.97	0	1.20
27-Sep-93	5.19	3.20	3.97	7.96	0	0.54
28-Sep-93	7.48	4.16	5.52	7.82	0	2.99
29-Sep-93	7.87	5.95	6.57	8.22	0	2.52
30-Sep-93	9.61	5.59	6.76	8.35	0	3.81
01-Oct-93	7.54	5.77	6.72	8.29	0	2.67
02-Oct-93	7.10	4.67	5.68	7.73	0	2.08
03-Oct-93	6.03	4.32	4.83	7.46	0	0.58
04-Oct-93	5.45	4.65	5.14	7.46	0	0.40

Date	Max.air Temp C	Min. air Temp C	Mean.air Temp C	Mean.soil Temp C	Precip. MM	Solar MJoule
05-Oct-93	7.23	5.05	6.15	7.60	0	0.94
06-Oct-93	11.18	5.90	7.88	8.27	0	5.07
07-Oct-93	9.18	7.93	8.68	8.60	1	0.49
08-Oct-93	12.54	7.84	9.08	8.97	0	4.59
09-Oct-93	12.03	8.06	9.04	9.18	1	4.26
10-Oct-93	8.45	4.52	6.96	8.76	2	0.37
11-Oct-93	6.50	4.09	5.08	7.95	1	1.35
12-Oct-93	8.04	5.48	6.66	8.12	0	1.06
13-Oct-93	6.39	4.91	5.74	7.87	0	0.86
14-Oct-93	8.58	0.87	4.27	7.21	5	6.33
15-Oct-93	6.12	-1.99	1.10	5.92	0	7.13
16-Oct-93	1.74	-1.58	0.03	5.29	0	1.83
17-Oct-93	3.70	-3.36	-0.41	4.98	5	2.73
18-Oct-93	5.34	-3.99	0.11	4.88	1	6.53
19-Oct-93	8.53	-1.01	2.99	4.85	0	4.59
20-Oct-93	8.55	3.41	4.90	5.49	0	3.80
21-Oct-93	6.48	3.65	5.31	5.94	7	0.62
22-Oct-93	3.68	-0.21	1.58	5.53	4	0.71
23-Oct-93	2.47	-2.72	-0.69	4.32	0	5.84
24-Oct-93	5.05	-4.28	0.03	3.67	0	5.67
25-Oct-93	11.21	1.79	5.19	4.14	0	4.37
26-Oct-93	12.59	3.84	7.81	4.95	0	4.62
27-Oct-93	12.69	4.13	8.30	5.20	0	4.33
28-Oct-93	13.26	4.53	8.07	5.15	0	4.69
29-Oct-93	9.76	2.48	6.36	4.73	0	4.41
30-Oct-93	6.61	-1.73	2.15	4.25	0	4.50
31-Oct-93	9.29	-0.33	2.94	4.32	0	3.86
01-Nov-93	5.79	0.66	2.28	4.00	0	4.16
02-Nov-93	1.49	-3.03	-1.03	3.82	0	1.86
03-Nov-93	0.22	-2.42	-1.13	3.48	0	0.70
04-Nov-93	0.11	-3.17	-0.99	3.19	0	0.85
05-Nov-93	-0.37	-1.53	-0.74	3.19	0	0.23
06-Nov-93	0.54	-0.38	0.10	3.38	1	0.23
07-Nov-93	0.52	-0.85	0.13	3.44	0	0.23
08-Nov-93	-0.81	-1.40	-1.12	3.09	0	0.45
09-Nov-93	-0.30	-1.56	-0.90	2.92	0	0.78
10-Nov-93	1.85	-0.55	0.32	2.89	4	0.21
11-Nov-93	4.75	1.81	3.59	3.59	37	0.20
12-Nov-93	4.37	1.88	3.04	3.83	58	0.16
13-Nov-93	3.49	-0.28	0.92	3.18	26	1.35
14-Nov-93	4.58	1.62	3.16	3.50	17	0.22
15-Nov-93	2.81	0.48	1.79	3.63	13	0.46
16-Nov-93	2.52	-0.55	0.57	3.24	1	2.43
17-Nov-93	2.26	-0.80	0.20	2.84	0	0.65
18-Nov-93	4.15	1.84	3.10	3.49	0	1.13
19-Nov-93	2.14	-0.81	1.36	3.33	0	1.26
20-Nov-93	-0.74	-5.95	-3.52	2.51	0	0.53
21-Nov-93	-2.20	-5.57	-3.65	2.05	0	0.60
22-Nov-93	-4.86	-6.75	-5.93	1.92	0	0.68
23-Nov-93	-2.95	-6.13	-4.96	1.98	0	0.94
24-Nov-93	-1.90	-3.23	-2.61	2.06	0	0.51
25-Nov-93	0.85	-4.24	-2.07	2.13	0	0.07
26-Nov-93	-1.05	-3.97	-2.54	2.20	0	0.01
27-Nov-93	-0.88	-2.71	-1.50	2.23	0	0.01
28-Nov-93	-2.76	-6.58	-4.69	2.26	0	0.04
29-Nov-93	-4.17	-8.41	-6.19	2.27	0	0.05

Date	Max.air Temp C	Min. air Temp C	Mean.air Temp C	Mean.soil Temp C	Precip. MM	Solar MJoule
30-Nov-93	-4.67	-7.97	-5.82	2.27	0	0.00

Appendix 1.

RAIN PROJECT publications August 1994

1. Wright, R.F. 1985. RAIN project. Annual report for 1984. Acid Rain Res. Rept. 7/1985 (Norwegian Institute for Water Research, Oslo), 39 pp.
2. Lotse, E., and E. Otabbong, 1985. Physiochemical properties of soils at Risdalsheia and Sogndal. RAIN project. Acid Rain Res. Rept. 8/1985 (Norwegian Institute for Water Research, Oslo), 48 pp.
3. Wright, R.F. 1985. RAIN-prosjektet. Limnos nr. 1: 15-20 (in Norwegian).
4. Wright, R.F., E. Gjessing, N. Christophersen, E. Lotse, H.M. Seip, A. Semb, and B. Sletaune, 1986. Project RAIN: Changing acid deposition to whole catchments. The first year of treatment. Water Air Soil Pollut. 30: 47-64.
5. Wright, R.F. and E. Gjessing 1986. RAIN project. Annual report for 1985. Acid Rain Res. Rept. 9/1986 (Norwegian Institute for Water Research, Oslo), 33 pp.
6. Wright, R.F., E. Gjessing, A. Semb and B. Sletaune. 1986. RAIN project. Data report 1983-85. Acid Rain Res. Rept. 10/86 (Norwegian Institute for Water Research, Oslo), 62 pp.
7. Wright, R.F. and B. J. Cosby, 1987. Use of a process-oriented model to predict acidification at manipulated catchments in Norway. Atmos. Environ. 21: 727-730.
8. Wright, R.F. 1987. RAIN project: Results after 2 years of treatment. p. 14-29, In H. Barth (ed.) Reversibility of Acidification (Elsevier Applied Science, London), 175pp.
9. Hauhs, M. 1986. Relation between chemistry of soil solution and runoff in two contrasting watersheds: Lange Bramke (West Germany) and Risdalsheia (Norway), p. 207-217, In S. Haldorsen and E.J. Berntsen (eds.) Water in the Unsaturated Zone (Nordic Hydrologic Programme Report 15, P.O. Box 5091, 0301 Oslo), 284 pp.
10. Hauhs, M. 1987. The relation between water flow paths in the soil and runoff chemistry at Risdalsheia, a small headwater catchment in southern Norway (RAIN-project), p. 173-184, In Acidification and Water Pathways, vol. I. (Norwegian National Committee for Hydrology, P.O.Box 5091, 0301 Oslo 3), 458 pp.
11. Wright, R.F., 1987. RAIN project. Annual report for 1986. Acid Rain Res. Rept. 13/87 (Norwegian Inst. Water Research, Oslo, Norway), 90pp.
12. Parmann, G. 1988. Det nytter å redusere sur nedbør. Populærvitenskapelig Magasin 3/88: 8-11 (in Norwegian).

13. Hauhs, M. 1988. Water and ion movement through a minicatchment at Risdalsheia, Norway (RAIN project). Acid Rain Res. Rept. 14/88 (Norwegian Inst. Water Research, Oslo, Norway), 74pp.
14. Wright, R.F., 1988. RAIN project. Annual report for 1987. Acid Rain Res. Rept. 16/88 (Norwegian Inst. Water Research, Oslo, Norway), 77pp.
15. Wright, R.F., Norton, S.A., Brakke, D.F and Frogner, T. 1988. Experimental verification of episodic acidification of freshwaters by seasalts. Nature 334: 422-424.
16. Wright, R.F., Lotse, E., and Semb, A. 1988. Reversibility of acidification shown by whole-catchment experiments. Nature 334: 670-675.
17. Wright, R.F. 1989. RAIN project: Role of organic acids in moderating pH change following reduction in acid deposition. Water Air Soil Pollut. 46: 251-259.
18. Lotse, E. 1989. Soil chemistry 1983-86 at the RAIN project catchments. Acid Rain Research Report 18/1989 (Norwegian Institute for Water Research, Oslo), 66 pp.
19. Reuss, J.O. 1989. Interpretation of soil data from the RAIN project. Acid Rain Research Report 19/1989 (Norwegian Institute for Water Research, Oslo), 81 pp.
20. Frogner, T. 1990. The effect of acid deposition on cation fluxes in artificially acidified catchments in Western Norway. Geochim. Cosmochim. Acta. 54: 769-780.
21. Wright, R.F., Cosby, B.J., Flaten, M.B., and Reuss, J.O. 1990. Evaluation of an acidification model with data from manipulated catchments in Norway. Nature, 343: 53-55.
22. Wright, R.F., and Henriksen, A. 1990. The RAIN project - an overview, p. 161-166, In B.J. Mason (ed.) The Surface Waters Acidification Programme (Cambridge University Press, Cambridge), 522 pp.
23. Hansen, R.V. 1991. Bufferkapasitet, sterke og svake syrer i naturlig vann. Cand. scient. Thesis, University of Oslo (in Norwegian).
24. Wright, R.F. 1991. RAIN project. Annual report for 1988, 1989 and 1990. Acid Rain Research Report 24/91 (Norwegian Institute for Water Research, Oslo), 156 pp.
25. Wright, R.F., Lotse, E., and Semb, A. 1993. RAIN project: results after 8 years of experimentally reduced acid deposition to a whole catchment. Can. J. Fish. Aquat. Sci. 50: 258-268
26. Wohlfeil, I.C. and Müller, D.I. 1992. RAIN project: vegetation mapping at Risdalsheia 1991. Acid Rain Research Report 26/92 (Norwegian Institute for Water Research, Oslo), 42 pp.

27. Kroglund, F., and Rosseland, B.O. 1992. Reversibility of acidification: fish responses in experiments at Risdalsheia, Norway. Acid Rain Research Report 27/92 (Norwegian Institute for Water Research, Oslo), 50 pp.
28. Wright, R.F., Lotse, E. and Semb, A. 1994. Experimental acidification of alpine catchments at Sogndal, Norway: results after 8 years. Water Air Soil Pollut. 72: 297-315.
29. Cosby, B.J., Wright, R.F., and Gjessing, E. In review. An acidification model (MAGIC) with organic acids evaluated using whole-catchment manipulations in Norway. J. Hydrol.
30. Wright, R.F. In press. RAIN project: Risdalsheia data report for June 1990-May 1994. Acid Rain Research Report 33/94 (Norwegian Institute for Water Research, Oslo).



Acid Rain Research Reports

- | | | | |
|---------|--|-----------|--|
| 1/1982 | Henriksen, A. 1982. Changes in base cation concentrations due to freshwater acidification. 50 pp. Out of print. | 22/1990 | Henriksen, A. Lien, L. and T. Traaen, T.S. 1990. Critical Loads for Surface Waters. Chemical Criteria for Inputs of Strong Acids. 45 pp. |
| 2/1982 | Henriksen, A. and Andersen, S. 1982. Forsuringssituasjonen i Oslo markas vann. 45 pp. Out of print. | 23/1990 | Wright, R.F. 1990. Reversibility of acidification: soils and surface waters. 39 pp. |
| 3/1982 | Henriksen, A. 1982. Preacidification pH-values in Norwegian rivers and lakes. 24 pp. Out of print. | 24/1991 | Wright, R.F. RAIN project. Report for the years 1988, 1989 and 1990. 156 pp. |
| 4/1983 | Wright, R.F. 1983. Predicting acidification of North American lakes. 165 pp. | 25/1991 | Wright, R.F., Holmberg, M., Posch, M. and Warfvinge, P. 1991. Dynamic models for predicting soil and water acidification: Application to three catchments in Fenno-Scandia. 40 pp. |
| 5/1983 | Schoen, R., Wright, R.F. and Krieter, M. 1983. Regional survey of freshwater acidification in West Germany (FRG). 15 pp. | 26/1992 | Wohlfeil, I.C. and Müller, D.I. 1992. RAIN-project: Vegetation mapping at Risdalsheia 1991. 42 pp. |
| 6/1984 | Wright, R.F. 1984. Changes in the chemistry of Lake Hovvatn, Norway, following liming and reacidification. 68 pp. | 27/1992 | Rosseland, B.O. and Kroglund, F. 1992. Reversibility of acidification; Fish responses in experiments at Risdalsheia. 50 pp. |
| 7/1985 | Wright, R.F. 1985. RAIN project. Annual report for 1984. 39 pp. | 28/1992 | Wathne, B.M., Norton, S.A. and Henriksen, A. 1992. Buffering capacities and effects of river substrates during acidic episodes. 24 pp. |
| 8/1985 | Lotse, E. and Otabbong, E. 1985. Physiochemical properties of soils at Risdalsheia and Sogndal: RAIN project. 48 pp. | 29/1992 | Henriksen, A., Mill, W.A., Kot, M., Rzychon, D. and Wathne, B.M. 1992. Critical loads of acidity to surface waters: A case study from Polish Tatra Mountains. 34 pp. |
| 9/1986 | Wright, R.F. and Gjessing, E. 1986. RAIN project. Annual report for 1985. 33 pp. | 30/1992 | Kroglund, F., Dalziel, T., Rosseland, B.O., Lien, L., Lydersen, E. and Bulger, A. 1992. Restoring Endangered Fish In Stressed Habitats. ReFISH project 1988-1991. 43 pp. |
| 10/1986 | Wright, R.F., Gjessing, E., Semb, A. and Sletaune, B. 1986. RAIN project. Data report 1983-85. 62 pp. | 31/1992 | Rosseland, B.O., Brandrud, T.E., Raddum, G.G. 1992. Effects of Aluminium in Acidified Aquatic Ecosystems. 34 pp. |
| 11/1986 | Henriksen, A., Røgeberg, E.J.S., Andersen, S. and Veidel, A. 1986. MOBILLAB-NIVA, a complete station for monitoring water quality. 44 pp. | 32/1993 | Henriksen, A., Forsius, M., Kämäri, J., Posch, M. and Wilander, A. 1993. Exceedance of Critical Loads for Lakes in Finland, Norway and Sweden: Reduction Requirements for Nitrogen and Sulfur Deposition. 46 pp. |
| 12/1987 | Røgeberg, E.J.S. 1987. A coulometric Gran titration method for the determination of strong and weak acids in freshwater. 28 pp. | 33/1993 | Wathne, B.M., Mill, W.A., Kot, M., Rzychon, D., Henriksen, A., and Tørseth, K. 1993. Critical loads of acidity to lakes in the Polish Tatra Mountains. A study of the yearly variations in the precipitation and water chemistry. 37 pp. |
| 14/1988 | Hauhs, M. 1988. Water and ion movement through a minicatchment at Risdalsheia, Norway. RAIN project. 74 pp. | 34-A/1994 | Lydersen, E. 1994. Long term monitored catchments in Norway - a hydrologic and chemical evaluation -, 306 pp. + Appendix. |
| 15/1988 | Gjessing, E., Grande, M. and Røgeberg, E.J.S. 1988. Natural Organic Acids. Their Role in Freshwater Acidification and Aluminium Speciation. 28 pp. | 34-B/1994 | Lydersen, E. 1994. Long term monitored catchments in Norway - a hydrologic and chemical evaluation -, Summary Report, 66 pp. |
| 16/1988 | Wright, R.F. 1988. RAIN project. Annual report for 1987. 77 pp. | 35/1994 | Wright, R.F. 1994. Modelling long-term hydrochemical response at ENCORE catchments in the UK and Norway. 42 pp. |
| 17/1988 | Wathne, B.M. and Røgeberg, E.J.S. 1988. Buffering effects of river substrates under acidic conditions. 19 pp. | 36/1994 | Wright, R.F. 1994. RAIN PROJECT. Risdalsheia data report for June 1990 - May 1994. 165 pp. |
| 18/1989 | Lotse, E.G. 1989. Soil Chemistry 1983-86 at the RAIN Project Catchments. 66 pp. | | |
| 19/1989 | Reuss, J.O. 1989. Interpretation of Soil Data from the RAIN Project. 81 pp. | | |
| 20/1990 | Skjelkvåle, B.L. and Wright, R.F. 1990. Overview of areas sensitive to acidification: Europe. 20 pp. | | |
| 21/1990 | Hindar, A. 1990. Chemistry and fish status of 67 acidified lakes at the coast of Aust-Agder, Southern Norway, in relation to postglacial marine deposits. 47 pp. | | |

NIVA 

Norwegian Institute for Water Research
P.O.Box 173, Kjelsås N-0411 Oslo, Norway
Phone: + 47 22 18 51 00 Fax: + 47 22 18 52 00
ISBN-82-577-2651-6