



REVIEW

Facilitating foundation species: The potential for plant–bivalve interactions to improve habitat restoration success

Karine Gagnon¹ | Eli Rinde² | Elizabeth G. T. Bengil^{3,4} | Laura Carugati⁵ |
Marjolijn J. A. Christianen^{6,7} | Roberto Danovaro^{5,8} | Cristina Gambi⁵ |
Laura L. Govers^{7,9} | Silvija Kipson¹⁰ | Lukas Meysick¹ | Liina Pajusalu¹¹ |
İnci Tüney Kızılkaya^{3,12} | Johan van de Koppel^{9,13} | Tjisse van der Heide^{7,9,14} |
Marieke M. van Katwijk⁷ | Christoffer Boström¹

¹Environmental and Marine Biology, Åbo Akademi University, Turku, Finland; ²Norwegian Institute for Water Research, Oslo, Norway; ³Mediterranean Conservation Society, Izmir, Turkey; ⁴Girne American University, Marine School, Girne, TRNC via Turkey; ⁵Department of Life and Environmental Sciences, Polytechnic University of Marche, Ancona, Italy; ⁶Aquatic Ecology and Water Quality Management Group, Wageningen University, Wageningen, The Netherlands; ⁷Department of Environmental Science, Institute for Wetland and Water Research, Radboud University Nijmegen, Nijmegen, The Netherlands; ⁸Stazione Zoologica Anton Dohrn, Naples, Italy; ⁹Groningen Institute for Evolutionary Life Sciences, University of Groningen, Groningen, The Netherlands; ¹⁰Faculty of Science, Department of Biology, University of Zagreb, Zagreb, Croatia; ¹¹Estonian Marine Institute, University of Tartu, Tallinn, Estonia; ¹²Faculty of Science, Ege University, Izmir, Turkey; ¹³Royal Netherlands Institute for Sea Research and Utrecht University, Yerseke, The Netherlands and ¹⁴Department of Coastal Systems, Royal Netherlands Institute of Sea Research and Utrecht University, Den Burg, The Netherlands

Correspondence

Karine Gagnon
Email: karine.gagnon@abo.fi

Funding information

Horizon 2020 Framework Programme; Åbo Akademi University Foundation Sr

Handling Editor: Rute Pinto

Abstract

1. Vegetated marine and freshwater habitats are being increasingly lost around the world. Habitat restoration is a critical step for conserving these valuable habitats, but new approaches are needed to increase restoration success and ensure their survival.
2. We investigated interactions between plants and bivalves through a review and analysis of 491 studies, determined the effects, mechanisms and key environmental variables involved in and driving positive and negative interactions, and produced guidelines for integrating positive interactions into restoration efforts in different habitats.
3. Fifty per cent of all interactions (both correlative and experimental studies) were positive. These were predominant between epifaunal bivalves and plants in all habitats, and between infaunal bivalves and plants in subtidal habitats. Plants primarily promoted bivalve survival and abundance by providing substrate and shelter, while bivalves promoted plant growth and survival by stabilizing and fertilizing the sediment, and reducing water turbidity. The prevalence of positive interactions increased with water temperature in subtidal habitats, but decreased with water temperature in intertidal habitats. The subset of studies conducted in a restoration context also showed mostly positive interactions.

This is an open access article under the terms of the Creative Commons Attribution License, which permits use, distribution and reproduction in any medium, provided the original work is properly cited.

© 2020 The Authors. *Journal of Applied Ecology* published by John Wiley & Sons Ltd on behalf of British Ecological Society

4. Twenty-five per cent of all interactions were negative, and these were predominant between plants and infaunal bivalves in intertidal habitats, except sulphide-metabolizing bivalves, which facilitated plant survival. Interactions involving non-native species were also mostly negative.
5. *Synthesis and applications.* Promoting facilitative interactions through plant-bivalve co-restoration can increase restoration success. The prevalence of positive interactions depends on habitat and environmental conditions such as temperature, and was especially important in subtidal habitats (involving both infaunal and epifaunal bivalves) and in intertidal habitats (involving only epifaunal bivalves). Thus sites and species for co-restoration must be carefully chosen to maximize the chances of success. If done properly, co-restoration could increase initial survival, persistence and resilience of foundation species, and promote the recovery of associated biodiversity and ecosystem services.

KEYWORDS

bivalves, co-restoration, ecosystem engineers, facilitation, habitat restoration, plant-bivalve interactions, salt marsh, seagrass

1 | INTRODUCTION

Marine and freshwater vegetated ecosystems are being lost at unprecedented rates due to anthropogenic impacts (Lotze et al., 2006; Zhang et al., 2017). These losses have led to declining ecosystem services such as biodiversity provisioning, coastal protection and carbon sequestration (Barbier et al., 2011). While policies have been enacted to protect ecosystems from further degradation, many cannot recover without human intervention, i.e. restoration (Jones et al., 2018). However, restoration success rates can be low in marine habitats (e.g. seagrass meadows: 38%; Bayraktarov et al., 2016), and new approaches are needed to enhance the initial establishment success of foundation species and ensure the long-term persistence of restored habitats.

Recent studies have shown that promoting positive interactions between individuals of the same species can increase restoration success (de Paoli et al., 2017; Silliman et al., 2015; van der Heide et al., 2007), highlighting the importance of facilitative interactions in restoring ecosystem-engineering species (Maxwell et al., 2017). Facilitative interactions between ecosystem engineers may be equally important for promoting resilience and recovery (Angelini et al., 2016; Derksen-Hoojiberg et al., 2018; Renzi, He, & Silliman, 2019; van de Koppel et al., 2015), but <3% of restoration projects have integrated interspecific interactions (Zhang et al., 2018).

Here, we considered interactions between two widespread groups of ecosystem engineers that commonly co-occur in marine and freshwater habitats: plants and bivalves. As both positive and negative interactions have been reported, incorporating them into restoration efforts requires understanding the factors that determine the outcome of the interaction. Environmental stressors can

cause shifts from facilitation to competition, or vice versa (Crain & Bertness, 2006). Positive interactions may be especially important in stressful environmental conditions (Bertness & Callaway, 1994), and could thus be more common in intertidal (high-stress hydrodynamics conditions with high variations in light and temperature; Tomanek & Helmuth, 2002) than subtidal (lower-stress hydrodynamics and stable conditions) habitats. Exposure to stressors such as temperature, light, ice cover and desiccation also varies between infaunal (below-ground) and epifaunal (above-ground) bivalves, and along latitude (e.g. McAfee, Cole, & Bishop, 2016).

Here, we investigated plant-bivalve interactions in marine and freshwater habitats through a review and analysis of 491 studies. We aimed to (a) identify the effects and mechanisms involved in these interactions, (b) understand which environmental conditions and variables affect the predominance of positive and negative interactions and (c) outline guidelines for plant-bivalve co-restoration in different habitats with the aim of increasing restoration success and the recovery of associated biodiversity and ecosystem services.

2 | MATERIALS AND METHODS

2.1 | Literature search and categorization

We performed a search (see Appendix S1) on Web of Science and Google Scholar using the Boolean search terms: '(seagrass* OR plant* OR vegetation OR *grass* OR *weed* OR angiosperm*) AND (bivalve* OR clam* OR cockle* OR mussel* OR oyster* OR quahog* OR scallop* OR *shell*)'. We separated individual studies

based on study type (correlative vs. experimental), and/or method (field vs. laboratory/mesocosm). Studies on different species in the same manuscript were also separated, unless focused on a species assemblage.

We extracted data on the environmental variables, species, effects and mechanisms (Table S1). We categorized each study as either correlative (field surveys that could not show causation), or experimental (manipulative experiments, in two subcategories: plant effects on bivalves, and bivalve effects on plants), and then by habitat (freshwater submerged aquatic vegetation [SAV], mangrove, salt marsh, intertidal seagrass, subtidal seagrass) and bivalve type (infaunal, epifaunal). We extracted geographic information (latitude, ocean basin, hemisphere), spatial and temporal scales, whether the study involved within-habitat (plants and bivalves co-occurring in the same habitat) or cross-habitat (plants and bivalves adjacent or apart in the same area) interactions, species, whether they were native or non-native and the variables measured.

Temperature is an important stressor for ecosystem engineers (Collier & Waycott, 2014), and is likely to become increasingly so due to climate change. We thus determined the mean summer surface temperature (MSST) and mean winter surface temperature (MWST) for each study. For marine and North American Great Lakes studies, we calculated MSST for June–July (Northern Hemisphere) or January–February (Southern Hemisphere) and MSWT for the opposite months from a 6-year daily mean (2010–2015) from the Met Office Hadley Centre (Rayner, 2003; hadobs.metoffice.com/hadisst/). For other freshwater studies, MSST and MSWT were calculated for July–September and January–March based on a 5-year (2005–2009) monthly mean from Sharma et al. (2014, 2015).

In order to include all studies in the statistical analysis, which involved vastly different approaches, treatments and responding variables, we used a vote-counting approach by assigning an overall effect (positive, negative, mixed, non-significant), to each study. This overall effect was based on the statistically significant results presented in each study (Table 1). We also noted the positive and negative mechanisms involved in the effect.

TABLE 1 Description of the overall effects extracted from the 491 studies

Overall effect	Description
Positive	The study includes only statistically significant positive results. It may also include non-significant results
Mixed	The study includes both statistically significant positive and negative results. It may also include non-significant results
Negative	The study includes only statistically significant negative results. It may also include non-significant results
Non-significant	The study includes no statistically significant results

2.2 | Statistical analyses

We first used two-proportion Z-tests to determine whether the proportion of positive effects differed between studies involving native versus non-native species. As they differed significantly, we proceeded with all following analyses using only studies of native species ($n = 409$). We ran two-proportion Z-tests to determine whether the proportion of positive effects differed between: cross-versus within-habitat, restoration versus non-restoration studies, study types (correlative vs. experimental, plant effects on bivalves vs. bivalve effects on plants) and temporal scales (correlative: single vs. multiple sampling, experimental: single year vs. multi-year experiments).

We used cumulative link models (CLMs; Agresti, 2013) to determine which variables (Latitude, Habitat, Tidal zone, Bivalve group, MSST, MWST, Spatial scale; Table S1), contributed to the overall effect. CLMs are comparable to Generalized Linear Models, but use ordered categorical response variables (the overall effect ordered as: negative, mixed, positive, excluding non-significant studies) with no assumption of the distance between classes. We excluded studies on non-native species, those without temperature data and those including multiple bivalve groups and tidal zones ($n = 360$). We used the CLM function (package `ORDINAL`; Christensen, 2018), in R version 3.51 to create a set of candidate models which included all combinations of predictor variables (using `MuMIn` package; Bartoń, 2018), excluding models with correlated variables (Latitude-MSST-MWST and Habitat-Tidal zone), ordered according to the Bayesian information criterion (BIC). From a subset of the best models ($\Delta BIC < 4$), we calculated the most important predictor variables.

3 | RESULTS

3.1 | Habitats, species and variables

Overall, we examined 491 studies from 225 publications (see Data sources for list of included in the review): 246 correlative and 245 experimental (Figure S1; Table Agresti,S2). Subtidal seagrasses accounted for 50% of the studies, followed by salt marshes (15%), intertidal seagrasses (14%), freshwater SAV (11%) and mangroves (9%). Eighty-two plant taxa were studied (32 freshwater macrophytes, 28 seagrasses, 14 salt marsh plants and 8 mangroves; Table S3), and eelgrass *Zostera marina* accounted for ~40% of the studies (Figure S2). Among the 136 bivalve taxa studied (40 epifaunal, 96 infaunal; Table S4), *Mytilus edulis*, *Geukensia demissa* and *Mercenaria mercenaria* were the most studied (Figure S3). About 92% of studies (452) involved within-habitat interactions, and 18% of experimental studies (44) were conducted in a restoration context (Table S4).

The geographic distribution of studies likely reflected differences in research effort: 86% of studies were in the Northern Hemisphere, and only 14% in the Southern Hemisphere (Figure 1; Tables S5 and S6). Most marine studies took place in the Atlantic

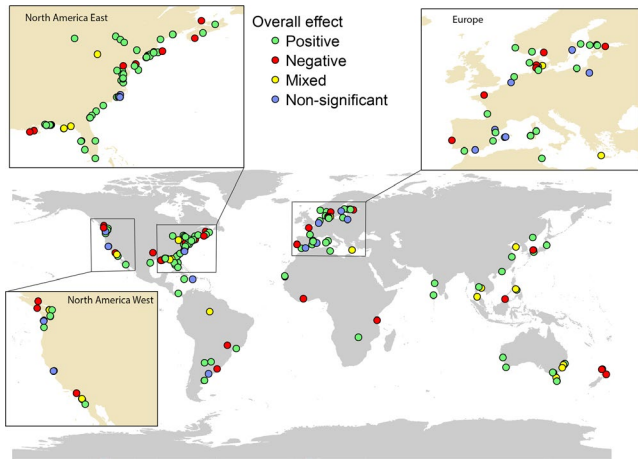


FIGURE 1 Geographic distribution of studies by overall effect. See Tables S6 and S7 for geographic distribution by study type and habitat

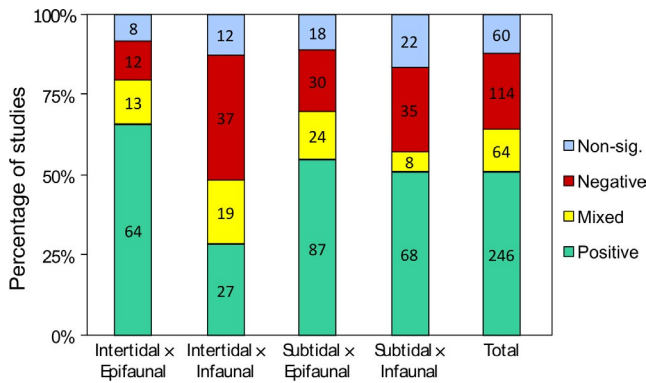


FIGURE 2 Overall effects of plant-bivalve interactions by habitat and bivalve type ($n = 491$). Seven studies included multiple habitat or bivalve types. See Figure S6 for effects by study type in different habitats

Ocean (66%), followed by the Pacific Ocean (27%), while most freshwater studies were in North America (46%) and Europe (27%; Table S5). Most studies were conducted in the field at spatial scales of 1–100 km (Figure S4a), and involved a single sampling event (correlative), or an experiment lasting a single season or year (Figure S4b). Common variables included plant and bivalve abundance, growth and reproduction, as well as water turbidity, nutrients and sulphides (Table S8).

3.2 | Interactions and effects

Overall, positive interactions were reported in 51% of studies, and negative interactions in 24% (Figure 2). Interactions between epifaunal bivalves and plants were mostly positive in both intertidal and subtidal habitats, and between infaunal bivalves and plants in subtidal habitats, whereas interactions between infaunal bivalves and plants in intertidal habitats were mostly negative (Figure 2). There were no differences between study types, nor between

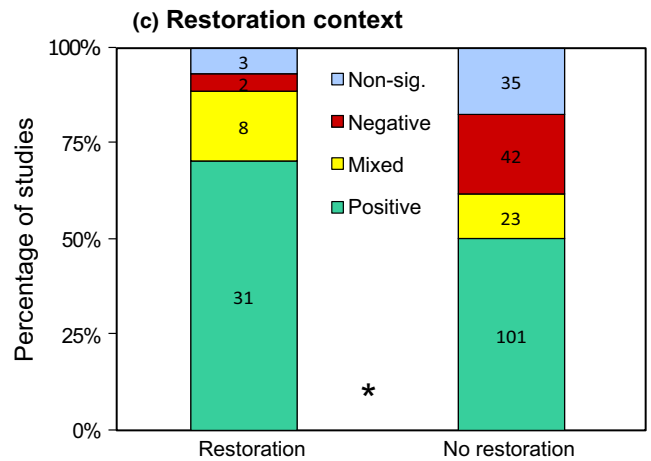
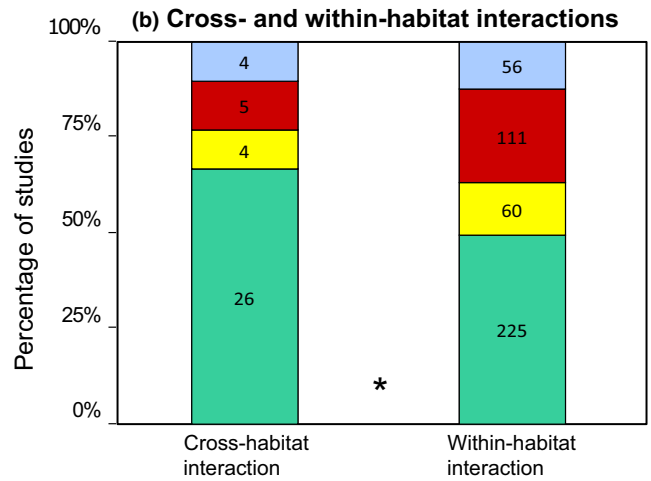
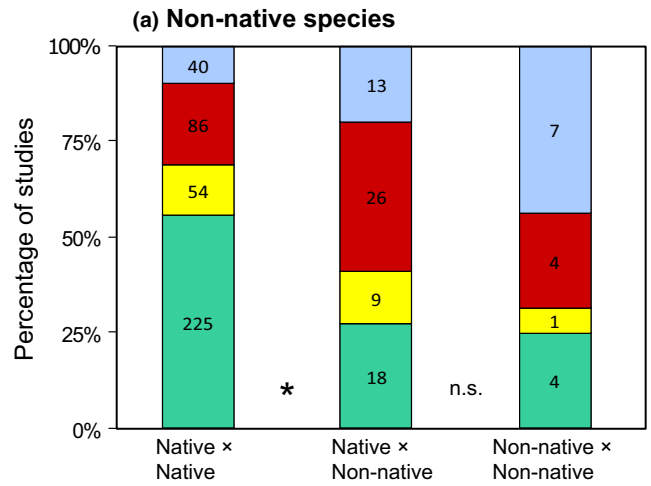


FIGURE 3 Differences in overall effects between (a) native and non-native species, (b) cross- and within-habitat interactions and (c) studies in a restoration context. An asterisk indicates a significant difference in the proportion of positive interactions

temporal scales. There were significantly higher proportions of positive interactions in studies of native species than those including at least one non-native species (Figure 3; Table S9), and significantly higher proportions of positive interactions in cross- than within-habitat studies and in restoration than non-restoration studies

(Figure S4; Table S9). In particular, all co-restoration studies showed positive interactions (Table S5).

The CLM analysis showed that the three most important factors explaining the overall effect were bivalve group, tidal zone and MSST

TABLE 2 The relative importance of variables in determining plant–bivalve interactions, calculated from a subset of the best models (delta Bayesian information criterion [BIC] < 4; Table S10) in the cumulative link modelling analysis

Variable	Relative importance (proportion of models in which variable is included)
Bivalve group	1
Tidal zone	0.60
Bivalve group × Tidal zone	0.35
MSST	0.31
Spatial scale	0.29
MSST × Tidal zone	0.26
MWST	0.24
MWST × Tidal zone	0.24

Abbreviations: MSST, mean summer surface temperature; MWST, mean winter surface temperature.

(Table 2). We thus chose a model including these factors (Model 3; Table S10) to calculate the probability of positive, negative and mixed interactions across a temperature gradient. We found that the proportion of positive interactions increased with MSST in subtidal habitats, and became predominantly positive at ~10 and ~16°C for epifaunal and infaunal bivalves respectively (Figure 4). However, in intertidal habitats, the proportion of negative interactions increased with MSST. For epifaunal bivalves, positive interactions were still predominant across all temperatures, but for infaunal bivalves, negative interactions became more dominant at ~23°C (Figure 4). We repeated this analysis using a model including MSWT instead of MSST (Model 2) and found the same interaction of temperature with bivalve group and tidal zone. There were no differences in overall effect according to the type of study (Figure S5).

3.3 | Mechanisms

About 64% of experimental studies identified mechanisms (20% did not, while the remaining 16% found no significant effects). The most important mechanisms mostly differed by tidal zone and bivalve type (Figures 5 and 6; Tables 3 and 4). A detailed overlook of the most important positive and negative mechanisms and effects in

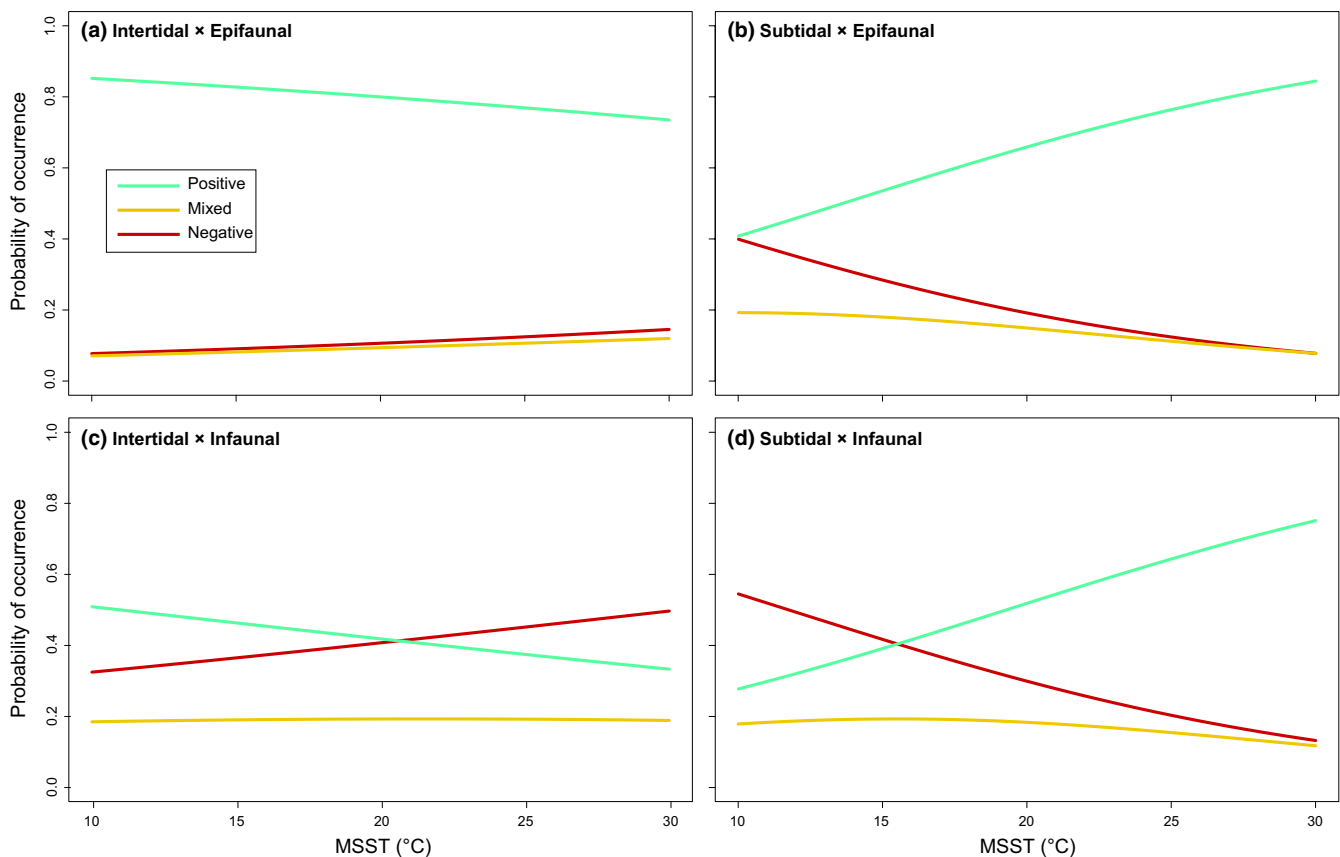


FIGURE 4 Effects of mean summer surface temperature (MSST) on the probability of positive, mixed, and negative interactions between plants and epifaunal (a,b) and infaunal (c,d) bivalves in intertidal (a,c) and subtidal (b,d) habitats

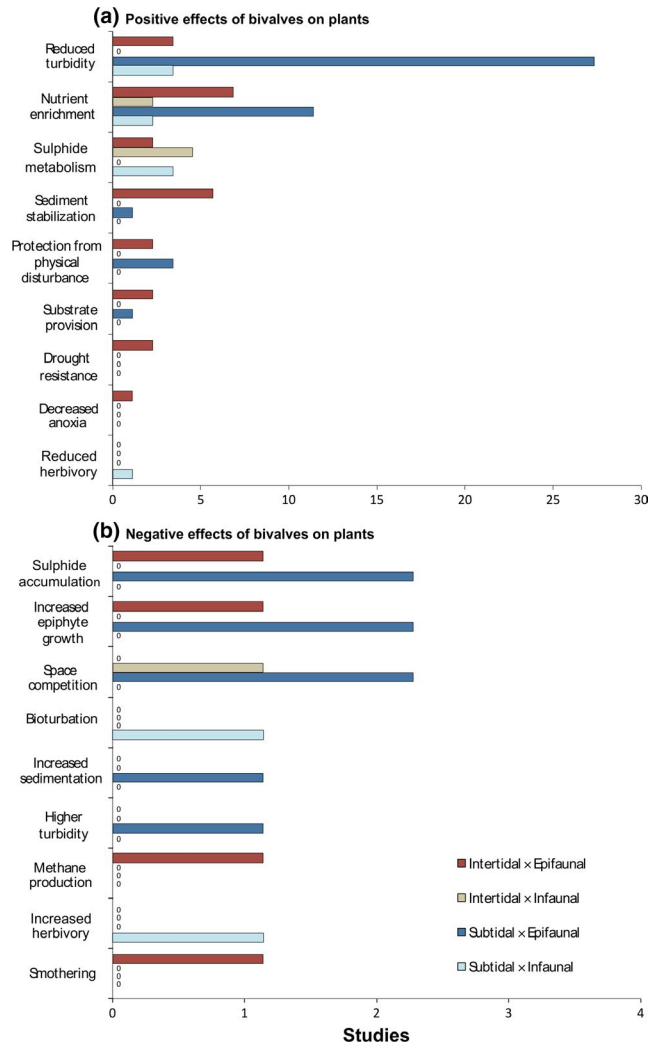


FIGURE 5 (a) Positive and (b) negative mechanisms by which bivalves affect plants. Each mechanism can lead to several effects (Table 3)

each habitat, as well as their implications for restoration, are presented in the discussion below.

4 | DISCUSSION

Through a global literature review, we highlight the importance of plant–bivalve interactions and clarify the most important environmental variables driving these interactions. The relative prevalence of positive versus negative interactions depended on the bivalve type, tidal zone and water temperature. Interactions between epifaunal bivalves and plants were predominantly positive in all habitats, while interactions between infaunal bivalves and plants differed by habitat—positive in subtidal habitats, but negative in intertidal habitats. Statistical modelling showed that water temperature played an important role in regulating these interactions. Positive interactions became more prevalent as water temperatures increased in subtidal habitats, possibly due to increased facilitation in response to stress (Bertness & Callaway,

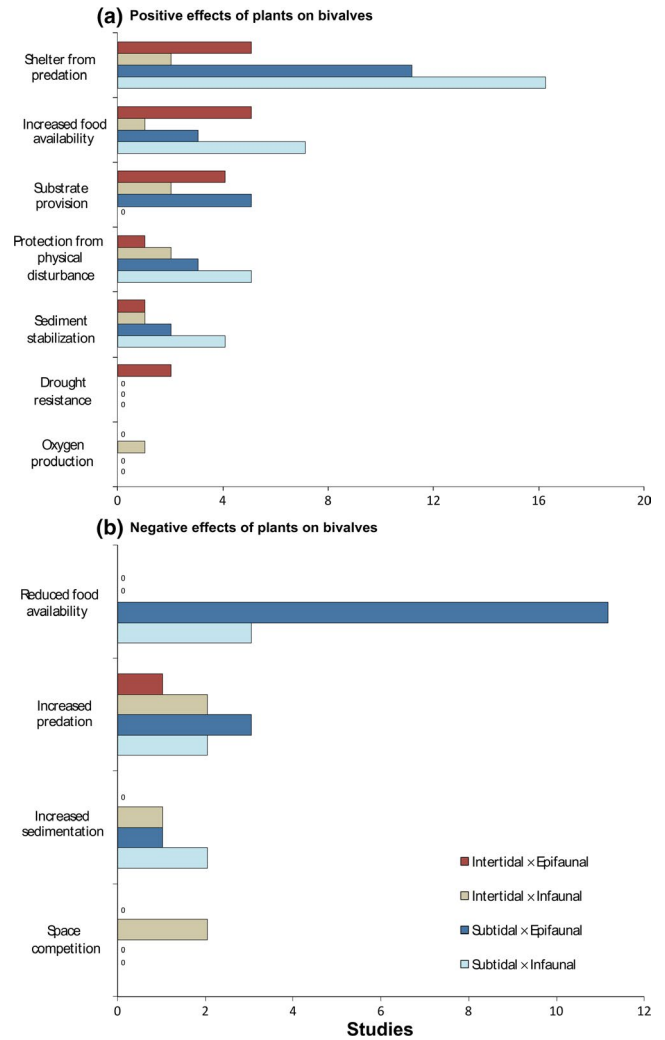


FIGURE 6 (a) Positive and (b) negative mechanisms by which plants can affect bivalves. Each mechanism can lead to several effects (Table 4)

1994). However, negative interactions became more prevalent with higher water temperatures in intertidal habitats—possibly because space competition seems to be an important aspect in the intertidal zone that has increasingly serious consequences as temperature increases (e.g. increased desiccation risk). Positive interactions were especially prevalent in co-restoration studies, supporting increased integration of plant–bivalve interactions into restoration efforts.

Below, we review and discuss prevailing plant–bivalve interactions and mechanisms in each habitat, then discuss general implications for restoration as well as aspects in need of additional research effort. We also note that our vote-counting approach, which was chosen in order to incorporate very different types of studies into the same analysis, does have drawbacks. Most notably, we cannot discuss or predict the effect sizes of these different mechanisms by which plants affect bivalves or bivalves affect plants. Finally, we outline a framework for determining effective co-restoration strategies depending on the focal habitat and species, as well as the local environmental conditions.

TABLE 3 Positive (+) and negative (–) effects of bivalves on plants (see Figure 5 for mechanisms)

	Mechanisms	Growth rate	Survival	Cover Abundance Density	Recruitment Germination Repr. rate	Associated community: Diversity Abundance	Carbon sequestration
Positive	Reduced turbidity	+		+		+	
	Nutrient enrichment	+		+		+	
	Sulphide metabolism	+	+				
	Sediment stabilization	+	+	+		+	
	Protection from physical disturbance	+	+	+		+	
	Substrate provision				+	+	+
	Decreased anoxia	+	+				
	Drought resistance		+				
	Protection from seed predation					+	
Negative	Sulphide accumulation	–	–	–			
	Increased epiphyte growth	–		–			
	Space competition	–		–			
	Bioturbation (seed burial)		–		–		
	Increased sedimentation	–			–		
	Higher turbidity	–	–	–			
	Methane production						–
	Smothering		–				

TABLE 4 Positive (+) and negative (–) effects of plants on bivalves (see Figure 6 for mechanisms)

	Mechanisms	Growth rate	Survival	Cover Abundance Density	Recruitment Repr. rate	Condition index	Associated community: Diversity Abundance
Positive	Shelter from predation	+		+	+		
	Increased food availability	+		+		+	
	Substrate provision	+		+	+		+
	Protection from physical disturbance	+	+	+	+	+	
	Sediment stabilization	+	+	+			+
	Drought resistance		+				
	Oxygen production	+					
Negative	Reduced food availability	–	–	–	–		
	Increased predation		–	–			
	Increased sedimentation		–	–	–		
	Space competition		–	–			

4.1 | Seagrass meadows

4.1.1 | Epifaunal bivalves

Within-habitat interactions between seagrasses and epifaunal bivalves are mostly positive, but also context-dependent. Subtidal eelgrass *Z. marina* facilitates blue mussel *M. edulis* and pinnid

(Pinnidae) survival and abundance by reducing hydrodynamic disturbances (Aucoin & Himmelman, 2011; García-March, García-Carrascosa, Peña Cantero, & Wang, 2007; Reusch & Chapman, 1995). This may be particularly important for pinnid survival during the first few months post-transplantation when the byssus complex is not fully regenerated (Katsanevakis, 2016). Seagrass shoots can also enhance food supply and facilitate settlement of pinnid larvae

(Aucoin & Himmelman, 2011). However, dense eelgrass can also limit bivalve growth by reducing food supply (Reusch, 1998), suggesting that eelgrass–mussel interactions are context-dependent, varying with shoot density, hydrodynamics and food availability. Studies on scallops (Pectinidae) also show the importance of trade-offs: dense seagrass offers shelter from predators (Carroll, Jackson, & Peterson, 2015; Wolf & White, 1997) and substrate for juveniles (Irlandi, Orlando, & Ambrose, 1999), but limits food availability and growth (Carroll & Peterson, 2013). Scallops may thus select smaller or lower-density seagrass patches (Carroll & Peterson, 2013; Irlandi et al., 1999), where they can benefit from shelter while avoiding food limitations.

The effects of epifaunal bivalves on seagrass show how within- and cross-habitat interactions can differ. In a within-habitat context, mussels can facilitate eelgrass growth by filtering plankton and increasing light availability (Wall, Peterson, & Gobler, 2008), and by fertilizing the sediment through pseudofeces deposition (Reusch, Chapman, & Gröger, 1994). Here again though, context-dependency matters, as in high-nutrient areas, fertilization may instead limit eelgrass growth by increasing epiphyte growth (Vinther & Holmer, 2008; Wagner et al., 2012). Similarly, in areas with organic matter-rich sediments, mussels can instead negatively affect eelgrass by increasing sulphide stress (Vinther & Holmer, 2008). Space competition may also reduce seagrass growth and spread (Wagner et al., 2012). In contrast the cross-habitat effects of bivalve reefs, especially oysters (Ostreidae) are primarily positive, as oyster reefs promote subtidal seagrass growth by filtering water and increasing light availability (Wall et al., 2008), and also allow meadow expansion by reducing wave attenuation (Milbrandt, Thompson, Coen, Grizzle, & Ward, 2015; Sharma et al., 2016).

4.1.2 | Infaunal bivalves

Both positive (González-Ortiz et al., 2016; Peterson, 1982) and negative (Gaspie & Seitz, 2017) correlations have been found between seagrass and infaunal clams such as *M. mercenaria* and *Limecola (Macoma) balthica*. Seagrasses can facilitate clams by providing shelter from predators (Irlandi, 1994) and increased food availability (Irlandi & Peterson, 1991). However, seagrass can also hinder clam growth at high densities (Heck, Coen, & Wilson, 2002) and provide shelter for predators (Rielly-Carroll & Freestone, 2017). Results likely vary due to differences in predator identity and abundance, and seagrass density. Clams promote seagrass growth by increasing light availability (Wall et al., 2008) and nutrients (Carroll, Gobler, & Peterson, 2008).

Infaunal sulphide-metabolizing bivalves (Lucinidae and Solemyidae) play an important role in mitigating sulphide stress in seagrass meadows and mangroves (de Fouw, Govers, et al., 2016; Reynolds, Berg, & Ziemann, 2007; van der Heide et al., 2012). Through a symbiosis with sulphide-oxidizing bacteria in their gills (Anderson, 1995), bivalves metabolize sulphides that accumulate in organic matter-rich sediments. As sulphide is toxic to plants (Lamers et al., 2013), they can greatly

reduce seagrass mortality, while seagrass provides the oxygen bivalves use to oxidize sulphide (van der Heide et al., 2012) and shelter from predation (de Fouw, van der Heide, et al., 2016).

4.2 | Salt marshes

Cordgrass *Spartina alterniflora* and ribbed mussels *G. demissa*, *G. granosissima* form an important mutualism in salt marshes (Bertness, 1984), in which cordgrass facilitates mussel survival and growth by reducing temperature stress through shading and enhancing food availability. At the same time, mussels facilitate plant growth and survival by providing nutrients and reducing erosion (Bertness, 1984). Oysters can also have positive cross-habitat effects on salt marshes by reducing water turbidity (Wetz, Lewitus, Koepfler, & Hayes, 2002) and stabilizing sediment (Guo & Pennings, 2012). Nearby salt marshes and oyster reefs can also interact to modify hydrodynamic regimes and associated species assemblages (Grabowski, Hughes, Kimbro, & Dolan, 2005). However, within salt marshes, oysters can restrict plant growth (Lomovasky, Alvarez, Addino, Montemayor, & Iribarne, 2014).

4.3 | Mangroves

Most studies in mangroves have been correlative and included both positive and negative interactions. Mangroves can facilitate epifaunal bivalves by providing substrate (prop roots; Aquino-Thomas & Proffitt, 2014), while infaunal sulphide-metabolizing bivalves improve mangrove growth by reducing sulphide stress (Leбата, 2001). Milbrandt et al. (2015) showed that the simultaneous restoration of mangroves and oysters led to an increase in oyster and mangrove abundance, as well as higher invertebrate density on the oyster reef. A local seagrass meadow also expanded in size, likely due to the combined effects of filtration by oysters and substrate stabilization by mangroves.

4.4 | Freshwater SAV meadows

In freshwater systems, interactions between epifaunal bivalves and plants were mostly positive, especially the cross-habitat effects of invasive mussels *Dreissena polymorpha* and *Hyriopsis cumingii*, which promote SAV growth by reducing turbidity and facilitating plant growth (Gao et al., 2017; He et al., 2014; Leisti, Doka, & Minns, 2012; Miehl et al., 2009). Positive within-habitat interactions were also found involving the invasive golden mussel *Limnoperna fortunei*, with plants providing substrate for the mussel (Musin, Rojas Molina, Giri, & Williner, 2015). The infaunal clam *Corbicula fluminea* can also increase water clarity and plant growth, while plants provide refuge from predation (Posey, Wigand, & Stevenson, 1993). However, plants can reduce bivalve growth by increasing sedimentation and reducing food availability (Burlakova & Karatayev, 2007; Posey et al., 1993).

4.5 | General implications for restoration

4.5.1 | Ecosystem services

Successful ecosystem restoration should include re-establishing not only the foundation species, but also the original structure and functioning of the whole community (Shackelford et al., 2013) and associated ecosystem services (Reynolds, Waycott, McGlathery, & Orth, 2016). There is evidence that co-restoring foundation species can facilitate the recovery of associated communities and support higher biodiversity, by increasing the availability of habitats and substrates of differing complexity (Borst et al., 2018). For example, oyster reefs near salt marshes and mangroves support higher densities of invertebrates and piscivorous fish, respectively, than reefs near mud flats (Grabowski et al., 2005; Milbrandt et al., 2015). Oysters on mangrove roots also enhance species diversity by providing additional substrate (Hughes, Gribben, Kimbro, & Bishop, 2014). Within salt marshes, adding mussels can increase biodiversity and trophic network complexity (Angelini et al., 2015; van der Zee et al., 2016). Seagrass also indirectly facilitates higher diversity of pen clam epibiota by increasing clam survival (Zhang & Silliman, 2019). Co-restoration could also restore essential trophic interactions: horse mussels in seagrass beds provided substrate for mesograzers, reducing the epiphytic load on seagrass shoots (Peterson & Heck Jr., 2001).

At smaller scales, microphytobenthos and microbiota play a critical role in regulating processes in vegetated habitats (Brodersen et al., 2018). For example, leaf microbiota of *Posidonia sinuosa* increase nitrogen availability and enhance growth (Tarquinio et al., 2018). Only one study examined the microbial community: Wetz et al. (2002) found that oyster grazing affected the relative abundance of different microbial groups in salt marshes, but how co-restoration affects microbial community dynamics deserves future study.

In addition to biodiversity, successful restoration should also re-establish services such as nutrient cycling and carbon sequestration (McKee & Faulkner, 2000; Reynolds et al., 2016). Many studies addressed how plant and bivalves drive local biogeochemical processes (bivalves increase sediment nutrients and metabolize sulphides, while plants increase oxygen concentrations), but few studies investigated carbon fluxes. Given the role of vegetated habitats as carbon sinks (Alongi, 2012; Fourqurean et al., 2012), fully understanding this aspect of co-restoration should be prioritized.

4.5.2 | Resilience to current and future stressors

Successful restoration should also ensure that restored ecosystems are resilient to environmental factors, especially to climate change. The importance of temperature in driving plant-bivalve interactions suggests that incorporating facilitative positive interactions in subtidal habitat restoration may become more important as global temperatures rise (Bulleri et al., 2018). Correspondingly, it will likely

become more critical to consider and avoid negative interactions when restoring intertidal habitats in warmer climates.

4.5.3 | Management of non-native species

Interactions involving non-native species were more likely to be negative than those involving only native species. For example, interactions between *Z. marina* and non-native mussels *Arcuatula (Musculista) senhousia* in the NE Pacific were mostly negative. At high densities, mussels reduced eelgrass growth due to space competition (Reusch & Williams, 1998), while eelgrass reduced mussel growth and survival by limiting food availability and providing shelter for predators (Allen & Williams, 2003; Reusch & Williams, 1999). However, in the NW Pacific where *A. senhousia* is native, dwarf eelgrass *Z. japonica* facilitated the mussel by providing shelter and food (Lee, Fong, & Wu, 2001). A main exception to this pattern was in freshwater ecosystems, where high densities of invasive bivalves benefit plants by filtering water. Efforts should be made to control invasive species populations prior to restoration (Gaertner, Holmes, & Richardson, 2012) and to focus on restoring native species (Sotka & Byers, 2019).

4.5.4 | Context-dependency and the importance of site selection

We focus on the importance of positive interactions, but 15% of studies showed mixed effects (i.e. both positive and negative impacts), and the interactions discussed above show the importance of context-dependency and trade-offs. Incorporation of co-restoration must keep these caveats in mind. In particular, interactions may become negative at high plant densities, at which point they limit food availability for bivalves, or space competition may become an issue. Similarly, co-restoring seagrass and bivalves in eutrophicated areas may instead promote filamentous algae and epiphytes. In most cases, co-restoration is not likely to be a singular solution, and proper site selection is still likely an important determinant for success (van Katwijk et al., 2009). For example, Bos and van Katwijk (2007) found that the initial survival of transplanted eelgrass was higher within an intertidal mussel bed than outside. However, all seagrass eventually died in both locations, showing that reducing external stressors prior to restoration is essential for success.

4.6 | Habitat-specific recommendations

To maximize the potential for positive interactions and enhance restoration success, we have outlined general guidelines for the co-restoration of plants and bivalves in each habitat, while keeping in mind the importance of context-dependency and site-specific conditions.

4.6.1 | Subtidal seagrass meadows

Co-restoration could be beneficial for subtidal seagrasses and bivalves, especially epifaunal bivalves. Small bivalves such as mussels may be most useful in a within-habitat context in exposed, oligotrophic waters where they can fertilize seagrass and stabilize sediment. Larger bivalves such as pinnids may indirectly increase biodiversity by providing additional substrate within meadows. Reef-forming bivalves such as oysters are more useful in cross-habitat configuration, as they can efficiently filter water and attenuate waves. Where sulphide stress is likely to occur, infaunal sulphide-metabolizing bivalves may facilitate seagrass survival.

4.6.2 | Intertidal seagrass meadows

Co-restoration of intertidal seagrasses and epifaunal bivalves could be beneficial, especially in exposed areas where reef-forming bivalves could attenuate waves. In contrast, adding infaunal bivalves within meadows may increase space competition and reduce survival, especially in warmer areas. As in subtidal meadows, an important exception may be sulphide-metabolizing bivalves, which could reduce sulphide stress and increase survival.

4.6.3 | Salt marshes

Co-restoring cordgrass and ribbed mussels will likely increase the survival of both species. In exposed areas, cross-habitat interactions with oyster reefs may also be important for attenuating wave energy and stabilizing sediment. However, within-habitat interactions with oysters and infaunal bivalves are predominantly negative, and should be discouraged.

4.6.4 | Mangroves

Despite a lack of experimental studies, there is potential for co-restoration of mangroves with epifaunal bivalve to accelerate associated community recovery. Adding infaunal sulphide-metabolizing bivalves could also reduce sulphide stress and increase survival.

4.6.5 | Freshwater SAV meadows

Freshwater epifaunal bivalves and plants can facilitate each other, though many studies involved non-native bivalves. In areas where non-native bivalves are present, taking advantage of their potential for increasing water clarity could help plants recover. However, further research should explore whether native species can fulfil the same role.

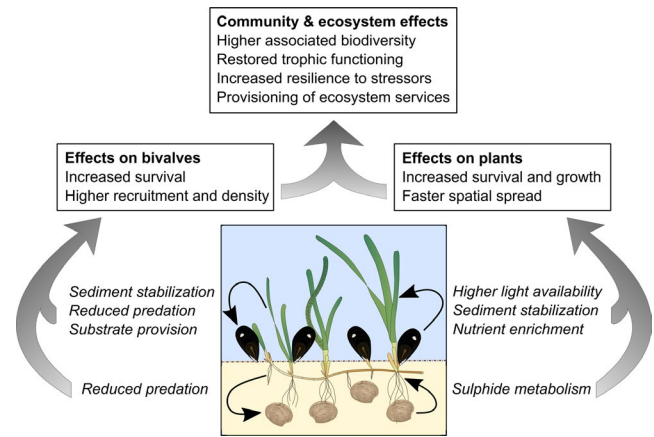


FIGURE 7 Conceptual model of prevailing mechanisms (in italics) by which plant-bivalve co-restoration can facilitate bivalves (left) and plants (right), and the resulting community- and ecosystem-level effects (top). Images represent organism types (plant, epifaunal bivalve and infaunal bivalve), not species. Epifaunal bivalves and plants can also positively affect each other when spatially separated. Images courtesy of Integration and Application Network, University of Maryland Center for Environmental Science (ian.umces.edu/imagelibrary/)

5 | CONCLUSIONS

Plant-bivalve interactions are important structuring forces in marine and freshwater ecosystems, affecting a suite of variables including species-specific abundance, survival and growth, as well as associated biodiversity and services. Environmental variables, in particular tidal zone and temperature, along with bivalve type, are important drivers in determining the prevalence of positive versus negative interactions. By promoting positive interactions between plants and bivalves, co-restoration could improve restoration success by increasing survival, growth and resilience of foundation species, leading to recovery of associated biodiversity, functioning and ecosystem services (Figure 7). To maximize restoration success, co-restoration strategies should consider species characteristics as well as local environmental conditions in the focal habitat.

ACKNOWLEDGEMENTS

This research has received funding from the European Union's Horizon 2020 research and innovation programme (Project MERCES: Marine Ecosystem Restoration in Changing European Seas; grant agreement No 689518). The Åbo Akademi University Foundation Sr provided financial support to C.B. We declare no conflicts of interest.


AUTHORS' CONTRIBUTIONS

K.G. and C.B. conceptualized the study; E.R. led the statistical analyses and created the maps and K.G. led manuscript preparation. All authors contributed to the literature search, data extraction and writing, and approved publication of this study.

DATA AVAILABILITY STATEMENT

Data for this review were compiled from papers listed in the Data sources section below.

ORCID

Karine Gagnon  <https://orcid.org/0000-0002-0971-7740>
 Eli Rinde  <https://orcid.org/0000-0002-5960-3725>
 Elizabeth G. T. Bengil  <https://orcid.org/0000-0002-0071-3786>
 Laura Carugati  <https://orcid.org/0000-0002-0921-6911>
 Marjolijn J. A. Christianen  <https://orcid.org/0000-0001-5839-2981>
 Roberto Danovaro  <https://orcid.org/0000-0002-9025-9395>
 Cristina Gambi  <https://orcid.org/0000-0001-6160-6004>
 Laura L. Govers  <https://orcid.org/0000-0003-4532-9419>
 Lukas Meysick  <https://orcid.org/0000-0002-6217-4925>
 Liina Pajusalu  <https://orcid.org/0000-0003-4495-9072>
 İnci Tüney Kızılkaya  <https://orcid.org/0000-0003-0293-6964>
 Johan van de Koppel  <https://orcid.org/0000-0002-0103-4275>
 Marieke M. van Katwijk  <https://orcid.org/0000-0002-4482-5835>
 Christoffer Boström  <https://orcid.org/0000-0003-2845-8331>

REFERENCES

- Agresti, A. (2013). *Categorical data analysis* (3rd ed.). Hoboken, NJ: Wiley.
- Allen, B. J., & Williams, S. L. (2003). Native eelgrass *Zostera marina* controls growth and reproduction of an invasive mussel through food limitation. *Marine Ecology Progress Series*, 254, 57–67. <https://doi.org/10.3354/meps254057>
- Alongi, D. M. (2012). Carbon sequestration in mangrove forests. *Carbon Management*, 3, 313–322. <https://doi.org/10.4155/cmt.12.20>
- Anderson, A. E. (1995). Metabolic responses to sulfur in lucinid bivalves. *American Zoologist*, 35, 121–131. <https://doi.org/10.1093/icb/35.2.121>
- Angelini, C., Griffin, J. N., van de Koppel, J., Lamers, L. P. M., Smolders, A. J. P., Derksen-Hooijberg, M., ... Silliman, B. R. (2016). A keystone mutualism underpins resilience of a coastal ecosystem to drought. *Nature Communications*, 7, 12473. <https://doi.org/10.1038/ncomm512473>
- Angelini, C., van der Heide, T., Griffin, J. N., Morton, J. P., Derksen-Hooijberg, M., Lamers, L. P. M., ... Silliman, B. R. (2015). Foundation species' overlap enhances biodiversity and multifunctionality from the patch to landscape scale in southeastern United States salt marshes. *Proceedings of the Royal Society B: Biological Sciences*, 282, 20150421. <https://doi.org/10.1098/rspb.2015.0421>
- Aquino-Thomas, J., & Proffitt, C. E. (2014). Oysters *Crassostrea virginica* on red mangrove *Rhizophora mangle* prop roots: Facilitation of one foundation species by another. *Marine Ecology Progress Series*, 503, 177–194. <https://doi.org/10.3354/meps10742>
- Aucoin, S., & Himmelman, J. H. (2011). Factors determining the abundance, distribution and population size–structure of the pen shell *Pinna carnea*. *Journal of the Marine Biological Association of the United Kingdom*, 91, 593–606. <https://doi.org/10.1017/S0025315410001360>
- Barbier, E. B., Hacker, S. D., Kennedy, C., Koch, E. W., Stier, A. C., & Silliman, B. R. (2011). The value of estuarine and coastal ecosystem services. *Ecological Monographs*, 81, 169–193. <https://doi.org/10.1890/10-1510.1>
- Bartoň, K. (2018). *MuMIn: Multi-model inference*. R Package version 1.42.1. Retrieved from <http://CRAN.R-project.org/package=MUMIn>.
- Bayraktarov, E., Saunders, M. I., Abdullah, S., Mills, M., Beher, J., Possingham, H. P., ... Lovelock, C. E. (2016). The cost and feasibility of marine coastal restoration. *Ecological Applications*, 26, 1055–1074. <https://doi.org/10.1890/15-1077>
- Bertness, M. D. (1984). Ribbed mussels and *Spartina alterniflora* production in a New England salt marsh. *Ecology*, 65, 1794–1807. <https://doi.org/10.2307/1937776>
- Bertness, M. D., & Callaway, R. (1994). Positive interactions in communities. *Trends in Ecology & Evolution*, 9, 191–193. [https://doi.org/10.1016/0169-5347\(94\)90088-4](https://doi.org/10.1016/0169-5347(94)90088-4)
- Borst, A. C. W., Verberk, W. C. E. P., Angelini, C., Schotanus, J., Wolters, J.-W., Christianen, M. J. A., ... Van Der Heide, T. (2018). Foundation species enhance food web complexity through non-trophic facilitation. *PLoS ONE*, 13, e0199152. <https://doi.org/10.1371/journal.pone.0199152>
- Bos, A. R., & van Katwijk, M. M. (2007). Planting density, hydrodynamic exposure and mussel beds affect survival of transplanted intertidal eelgrass. *Marine Ecology Progress Series*, 336, 121–129. <https://doi.org/10.3354/meps336121>
- Brodersen, K. E., Siboni, N., Nielsen, D. A., Pernice, M., Ralph, P. J., Seymour, J., & Kühl, M. (2018). Seagrass rhizosphere microenvironment alters plant-associated microbial community composition. *Environmental Microbiology*, 20, 2854–2864. <https://doi.org/10.1111/1462-2920.14245>
- Bulleri, F., Eriksson, B. K., Queirós, A., Airoldi, L., Arenas, F., Arvanitidis, C., ... Benedetti-Cecchi, L. (2018). Harnessing positive species interactions as a tool against climate-driven loss of coastal biodiversity. *PLOS Biology*, 16, e2006852. <https://doi.org/10.1371/journal.pbio.2006852>
- Burlakova, L. E., & Karatayev, A. Y. (2007). The effect of invasive macrophytes and water level fluctuations on unionids in Texas impoundments. *Hydrobiologia*, 586, 291–302. <https://doi.org/10.1007/s10750-007-0699-1>
- Carroll, J., Gobler, C. J., & Peterson, B. J. (2008). Resource-restricted growth of eelgrass in New York estuaries: Light limitation, and alleviation of nutrient stress by hard clams. *Marine Ecology Progress Series*, 369, 51–62. <https://doi.org/10.3354/meps07593>
- Carroll, J. M., Jackson, L. J., & Peterson, B. J. (2015). The effect of increasing habitat complexity on bay scallop survival in the presence of different decapod crustacean predators. *Estuaries and Coasts*, 38, 1569–1579. <https://doi.org/10.1007/s12237-014-9902-6>
- Carroll, J. M., & Peterson, B. J. (2013). Ecological trade-offs in seascape ecology: Bay scallop survival and growth across a seagrass seascape. *Landscape Ecology*, 28, 1401–1413. <https://doi.org/10.1007/s10980-013-9893-x>
- Christensen, R. H. B. (2018). *ordinal – Regression models for ordinal data*. R package version 2018.8-25. Retrieved from <http://www.cran.r-project.org/package=ordinal>
- Collier, C. J., & Waycott, M. (2014). Temperature extremes reduce seagrass growth and induce mortality. *Marine Pollution Bulletin*, 83(2), 483–490. <https://doi.org/10.1016/j.marpolbul.2014.03.050>
- Crain, C. M., & Bertness, M. D. (2006). Ecosystem engineering across environmental gradients: Implications for conservation and management. *BioScience*, 56, 211–218. [https://doi.org/10.1641/0006-3568\(2006\)056\[0211:EEAEGI\]2.0.CO;2](https://doi.org/10.1641/0006-3568(2006)056[0211:EEAEGI]2.0.CO;2)
- de Fouw, J., Govers, L. L., van de Koppel, J., van Belzen, J., Dorigo, W., Sidi Cheikh, M. A., ... van der Heide, T. (2016). Drought, mutualism breakdown, and landscape-scale degradation of seagrass beds. *Current Biology*, 26, 1051–1056. <https://doi.org/10.1016/j.cub.2016.02.023>
- de Fouw, J., van der Heide, T., Oudman, T., Maas, L. R. M., Piersma, T., & van Gils, J. A. (2016). Structurally complex sea grass obstructs the sixth sense of a specialized avian molluscivore. *Animal Behaviour*, 115, 55–67. <https://doi.org/10.1016/j.anbehav.2016.02.017>
- de Paoli, H., van der Heide, T., van den Berg, A., Silliman, B. R., Herman, P. M. J., & van de Koppel, J. (2017). Behavioral self-organization underlies the resilience of a coastal ecosystem. *Proceedings of the National Academy of Sciences of the United States of America*, 114, 8035–8040. <https://doi.org/10.1073/pnas.1619203114>

- Derksen-Hooijberg, M., Angelini, C., Lamers, L. P. M., Borst, A., Smolders, A., Hoogveld, J. R. H., ... van der Heide, T. (2018). Mutualistic interactions amplify saltmarsh restoration success. *Journal of Applied Ecology*, 55, 405–414. <https://doi.org/10.1111/1365-2664.12960>
- Fourqurean, J. W., Duarte, C. M., Kennedy, H., Marbà, N., Holmer, M., Mateo, M. A., ... Serrano, O. (2012). Seagrass ecosystems as a globally significant carbon stock. *Nature Geoscience*, 5, 505–509. <https://doi.org/10.1038/ngeo1477>
- Gaertner, M., Holmes, P. M., & Richardson, D. M. (2012). Biological invasions, resilience and restoration. In J. van Andel & J. Aronson (Eds.), *Restoration ecology* (pp. 265–280). <https://doi.org/10.1002/978118223130.ch20>
- Gao, H., Qian, X., Wu, H., Li, H., Pan, H., & Han, C. (2017). Combined effects of submerged macrophytes and aquatic animals on the restoration of a eutrophic water body? A case study of Gonghu Bay, Lake Taihu. *Ecological Engineering*, 102, 15–23. <https://doi.org/10.1016/j.ecoleng.2017.01.013>
- García-March, J. R., García-Carrascosa, A. M., Peña Cantero, A. L., & Wang, Y.-G. (2007). Population structure, mortality and growth of *Pinna nobilis* Linnaeus, 1758 (Mollusca, Bivalvia) at different depths in Moraira bay (Alicante, Western Mediterranean). *Marine Biology*, 150, 861–871. <https://doi.org/10.1007/s00227-006-0386-1>
- Gaspie, C. N., & Seitz, R. D. (2017). Role of habitat and predators in maintaining functional diversity of estuarine bivalves. *Marine Ecology Progress Series*, 570, 113–125. <https://doi.org/10.3354/meps12103>
- González-Ortiz, V., Egea, L. G., Jiménez-Ramos, R., Moreno-Marín, F., Pérez-Lloréns, J. L., Bouma, T., & Brun, F. (2016). Submerged vegetation complexity modifies benthic infauna communities: The hidden role of the belowground system. *Marine Ecology*, 37, 543–552. <https://doi.org/10.1111/maec.12292>
- Grabowski, J. H., Hughes, A. R., Kimbro, D. L., & Dolan, M. A. (2005). How habitat setting influences restored oyster reef communities. *Ecology*, 86, 1926–1935. <https://doi.org/10.1890/04-0690>
- Guo, H., & Pennings, S. C. (2012). Post-mortem ecosystem engineering by oysters creates habitat for a rare marsh plant. *Oecologia*, 170, 789–798. <https://doi.org/10.1007/s00442-012-2356-2>
- He, H. U., Liu, X., Liu, X., Yu, J., Li, K., Guan, B., ... Liu, Z. (2014). Effects of cyanobacterial blooms on submerged macrophytes alleviated by the native Chinese bivalve *Hyriopsis cumingii*: A mesocosm experiment study. *Ecological Engineering*, 71, 363–367. <https://doi.org/10.1016/j.ecoleng.2014.07.015>
- Heck Jr., K. L., Coen, L. D., & Wilson, D. M. (2002). Growth of northern (*Mercenaria mercenaria* (L.) and southern (*M. campechiensis* (Gmelin)) quahogs: Influence of seagrasses and latitude. *Journal of Shellfish Research*, 21, 635–642.
- Hughes, A. R., Gribben, P. E., Kimbro, D. L., & Bishop, M. J. (2014). Additive and site-specific effects of two foundation species on invertebrate community structure. *Marine Ecology Progress Series*, 508, 129–138. <https://doi.org/10.3354/meps10867>
- Irlandi, E. A. (1994). Large-and small-scale effects of habitat structure on rates of predation: How percent coverage of seagrass affects rates of predation and siphon nipping on an infaunal bivalve. *Oecologia*, 98, 176–183. <https://doi.org/10.1007/BF00341470>
- Irlandi, E. A., Orlando, B. A., & Ambrose, W. G. (1999). Influence of seagrass habitat patch size on growth and survival of juvenile bay scallops, *Argopecten irradians concentricus* (Say). *Journal of Experimental Marine Biology and Ecology*, 235, 21–43. [https://doi.org/10.1016/S0022-0981\(98\)00185-3](https://doi.org/10.1016/S0022-0981(98)00185-3)
- Irlandi, E. A., & Peterson, C. H. (1991). Modification of animal habitat by large plants: Mechanisms by which seagrasses influence clam growth. *Oecologia*, 87, 307–318. <https://doi.org/10.1007/BF00634584>
- Jones, H. P., Jones, P. C., Barbier, E. B., Blackburn, R. C., Rey Benayas, J. M., Holl, K. D., ... Mateos, D. M. (2018). Restoration and repair of Earth's damaged ecosystems. *Proceedings of the Royal Society B: Biological Sciences*, 285, 20172577. <https://doi.org/10.1098/rspb.2017.2577>
- Katsanevakis, S. (2016). Transplantation as a conservation action to protect the Mediterranean fan mussel *Pinna nobilis*. *Marine Ecology Progress Series*, 546, 113–122. <https://doi.org/10.3354/meps11658>
- Lamers, L. P. M., Govers, L. L., Janssen, I. C. J. M., Geurts, J. J. M., Van der Welle, M. E. W., Van Katwijk, M. M., ... Smolders, A. J. P. (2013). Sulfide as a soil phytotoxin—A review. *Frontiers in Plant Science*, 4, 268. <https://doi.org/10.3389/fpls.2013.00268>
- Lebata, J. H. L. (2001). Oxygen, sulphide and nutrient uptake of the mangrove mud clam *Anodontia edentula* (Family: Lucinidae). *Marine Pollution Bulletin*, 42, 1133–1138. [https://doi.org/10.1016/S0025-326X\(01\)00113-8](https://doi.org/10.1016/S0025-326X(01)00113-8)
- Lee, S. Y., Fong, C. W., & Wu, R. S. S. (2001). The effects of seagrass (*Zostera japonica*) canopy structure on associated fauna: A study using artificial seagrass units and sampling of natural beds. *Journal of Experimental Marine Biology and Ecology*, 259, 23–50. [https://doi.org/10.1016/S0022-0981\(01\)00221-0](https://doi.org/10.1016/S0022-0981(01)00221-0)
- Leisti, K. E., Doka, S. E., & Minns, C. K. (2012). Submerged aquatic vegetation in the Bay of Quinte: Response to decreased phosphorous loading and zebra mussel invasion. *Aquatic Ecosystem Health & Management*, 15, 442–452. <https://doi.org/10.1080/14634988.2012.736825>
- Lomovasky, B. J., Alvarez, G., Addino, M., Montemayor, D. I., & Iribarne, O. (2014). A new non-indigenous *Crassostrea* species in Southwest Atlantic salt marshes affects mortality of the cordgrass *Spartina alterniflora*. *Journal of Sea Research*, 90, 16–22. <https://doi.org/10.1016/j.seares.2014.02.012>
- Lotze, H. K., Lenihan, H. S., Bourque, B. J., Bradbury, R. H., Cooke, R. G., Kay, M. C., ... Jackson, J. B. C. (2006). Depletion, degradation, and recovery potential of estuaries and coastal seas. *Science*, 312, 1806–1809. <https://doi.org/10.1126/science.1128035>
- Maxwell, P. S., Eklöf, J. S., van Katwijk, M. M., O'Brien, K. R., de la Torre-Castro, M., Boström, C., ... van der Heide, T. (2017). The fundamental role of ecological feedback mechanisms for the adaptive management of seagrass ecosystems—A review. *Biological Reviews*, 92, 1521–1538. <https://doi.org/10.1111/brv.12294>
- McAfee, D., Cole, V. J., & Bishop, M. J. (2016). Latitudinal gradients in ecosystem engineering by oysters vary across habitats. *Ecology*, 97(4), 929–939. <https://doi.org/10.1890/15-0651>
- McKee, K. L., & Faulkner, P. L. (2000). Restoration of biogeochemical function in mangrove forests. *Restoration Ecology*, 8, 247–259. <https://doi.org/10.1046/j.1526-100x.2000.80036.x>
- Miehls, A. L. J., Mason, D. M., Frank, K. A., Krause, A. E., Peacor, S. D., & Taylor, W. W. (2009). Invasive species impacts on ecosystem structure and function: A comparison of Oneida Lake, New York, USA, before and after zebra mussel invasion. *Ecological Modelling*, 220, 3194–3209. <https://doi.org/10.1016/j.ecolmodel.2009.07.020>
- Milbrandt, E. C., Thompson, M., Coen, L. D., Grizzle, R. E., & Ward, K. (2015). A multiple habitat restoration strategy in a semi-enclosed Florida embayment, combining hydrologic restoration, mangrove propagule plantings and oyster substrate additions. *Ecological Engineering*, 83, 394–404. <https://doi.org/10.1016/j.ecoleng.2015.06.043>
- Musin, G. E., Rojas Molina, F., Giri, F., & Williner, V. (2015). Structure and density population of the invasive mollusc *Limnoperna fortunei* associated with *Eichhornia crassipes* in lakes of the Middle Paraná floodplain. *Journal of Limnology*, 74, 537–548. <https://doi.org/10.4081/jlimnol.2015.1107>
- Peterson, B. J., & Heck Jr., K. L. (2001). Positive interactions between suspension-feeding bivalves and seagrass a facultative mutualism. *Marine Ecology Progress Series*, 213, 143–155. <https://doi.org/10.3354/meps213143>
- Peterson, C. H. (1982). Clam predation by whelks (*Busyon* spp.): Experimental tests of the importance of prey size, prey density, and seagrass cover. *Marine Biology*, 66, 159–170. <https://doi.org/10.1007/BF00397189>
- Posey, M. H., Wigand, C., & Stevenson, J. C. (1993). Effects of an introduced aquatic plant *Hydrilla verticillata* on benthic communities in

- the upper Chesapeake Bay. *Estuarine, Coastal and Shelf Science*, 37, 539–555. <https://doi.org/10.1006/ecss.1993.1072>
- Rayner, N. A. (2003). Global analyses of sea surface temperature, sea ice, and night marine air temperature since the late nineteenth century. *Journal of Geophysical Research*, 108, 4407. <https://doi.org/10.1029/2002JD002670>
- Renzi, J. J., He, Q., & Silliman, B. R. (2019). Harnessing positive species interactions to enhance coastal wetland restoration. *Frontiers in Ecology and Evolution*, 7, 131. <https://doi.org/10.3389/fevo.2019.00131>
- Reusch, T. B. H. (1998). Differing effects of eelgrass *Zostera marina* on recruitment and growth of associated blue mussels *Mytilus edulis*. *Marine Ecology Progress Series*, 167, 149–153. <https://doi.org/10.3354/meps167149>
- Reusch, T. B. H., & Chapman, A. R. O. (1995). Storm effects on eelgrass (*Zostera marina* L.) and blue mussel (*Mytilus edulis* L.) beds. *Journal of Experimental Marine Biology and Ecology*, 192, 257–271. [https://doi.org/10.1016/0022-0981\(95\)00074-2](https://doi.org/10.1016/0022-0981(95)00074-2)
- Reusch, T. B. H., Chapman, A. R. O., & Gröger, J. P. (1994). Blue mussels *Mytilus edulis* do not interfere with eelgrass *Zostera marina* but fertilize shoot growth through biodeposition. *Marine Ecology Progress Series*, 108, 265–282. <https://doi.org/10.3354/meps108265>
- Reusch, T. B. H., & Williams, S. L. (1998). Variable responses of native eelgrass *Zostera marina* to a non-indigenous bivalve *Musculista senhousia*. *Oecologia*, 113, 428–441. <https://doi.org/10.1007/s004420050395>
- Reusch, T. B. H., & Williams, S. L. (1999). Macrophyte canopy structure and the success of an invasive bivalve. *Oikos*, 84, 398–416. <https://doi.org/10.2307/3546420>
- Reynolds, L. K., Berg, P., & Zieman, J. C. (2007). Lucinid clam influence on the biogeochemistry of the seagrass *Thalassia testudinum* sediments. *Estuaries and Coasts*, 30, 482–490. <https://doi.org/10.1007/BF02819394>
- Reynolds, L. K., Waycott, M., McGlathery, K. J., & Orth, R. J. (2016). Ecosystem services returned through seagrass restoration. *Restoration Ecology*, 24, 583–588. <https://doi.org/10.1111/rec.12360>
- Rielly-Carroll, E., & Freestone, A. L. (2017). Habitat fragmentation differentially affects trophic levels and alters behavior in a multi-trophic marine system. *Oecologia*, 183, 899–908. <https://doi.org/10.1007/s00442-016-3791-2>
- Shackelford, N., Hobbs, R. J., Burgar, J. M., Erickson, T. E., Fontaine, J. B., Laliberté, E., ... Standish, R. J. (2013). Primed for change: Developing ecological restoration for the 21st century. *Restoration Ecology*, 21, 297–304. <https://doi.org/10.1111/rec.12012>
- Sharma, S., Goff, J., Moody, R. M., Byron, D., Heck, K. L., Powers, S. P., ... Cebrian, J. (2016). Do restored oyster reefs benefit seagrasses? An experimental study in the Northern Gulf of Mexico. *Restoration Ecology*, 24, 306–313. <https://doi.org/10.1111/rec.12329>
- Sharma, S., Gray, D., Read, J., Oreilly, C., Schneider, P., Quadrat, A., ... Woo, K. H. (2014). Globally distributed lake surface temperatures collected *in situ* and by satellites 1985–2009. *Dataset*. <https://doi.org/10.6073/pasta/633be44cab40ba6666d5232a77e0b405>
- Sharma, S., Gray, D., Read, J., Oreilly, C., Schneider, P., Quadrat, A., ... Woo, K. H. (2015). A global database of lake surface temperatures collected by *in situ* and by satellite methods 1985–2009. *Scientific Data*, 2, 150008. <https://doi.org/10.1038/sdata.2015.8>
- Silliman, B. R., Schrack, E., He, Q., Cope, R., Santoni, A., van der Heide, T., ... van de Koppel, J. (2015). Facilitation shifts paradigms and can amplify coastal restoration efforts. *Proceedings of the National Academy of Sciences of the United States of America*, 112, 14295–14300. <https://doi.org/10.1073/pnas.1515297112>
- Sotka, E. E., & Byers, J. E. (2019). Not so fast: Promoting invasive species to enhance multifunctionality in a native ecosystem requires strong(er) scrutiny. *Biological Invasions*, 21, 19–25. <https://doi.org/10.1007/s10530-018-1822-0>
- Tarquinio, F., Bourgoire, J., Koenders, A., Laverock, B., Sävström, C., & Hyndes, G. A. (2018). Microorganisms facilitate uptake of dissolved organic nitrogen by seagrass leaves. *The ISME Journal*, 12, 2796–2800. <https://doi.org/10.1038/s41396-018-0218-6>
- Tomanek, L., & Helmuth, B. (2002). Physiological ecology of rocky intertidal organisms: A synergy of concepts. *Integrative and Comparative Biology*, 42, 771–775. <https://doi.org/10.1093/icb/42.4.771>
- van de Koppel, J., van der Heide, T., Altieri, A. H., Eriksson, B. K., Bouma, T. J., Olf, H., & Silliman, B. R. (2015). Long-distance interactions regulate the structure and resilience of coastal ecosystems. *Annual Review of Marine Science*, 7, 139–158. <https://doi.org/10.1146/annurev-marine-010814-015805>
- van der Heide, T., Govers, L. L., de Fouw, J., Olf, H., van der Geest, M., van Katwijk, M. M., ... van Gils, J. A. (2012). A three-stage symbiosis forms the foundation of seagrass ecosystems. *Science*, 336, 1432–1434. <https://doi.org/10.1126/science.1219973>
- van der Heide, T., van Nes, E. H., Geerling, G. W., Smolders, A. J. P., Bouma, T. J., & van Katwijk, M. M. (2007). Positive feedbacks in seagrass ecosystems: Implications for success in conservation and restoration. *Ecosystems*, 10, 1311–1322. <https://doi.org/10.1007/s10021-007-9099-7>
- van der Zee, E. M., Angelini, C., Govers, L. L., Christianen, M. J. A., Altieri, A. H., van der Reijden, K. J., ... van der Heide, T. (2016). How habitat-modifying organisms structure the food web of two coastal ecosystems. *Proceedings of the Royal Society B: Biological Sciences*, 283, 20152326. <https://doi.org/10.1098/rspb.2015.2326>
- van Katwijk, M. M., Bos, A. R., de Jonge, V. N., Hanssen, L. S. A. M., Hermus, D. C. R., & de Jong, D. J. (2009). Guidelines for seagrass restoration: Importance of habitat selection and donor population, spreading of risks, and ecosystem engineering effects. *Marine Pollution Bulletin*, 58(2), 179–188. <https://doi.org/10.1016/j.marpolbul.2008.09.028>
- Vinther, H. F., & Holmer, M. (2008). Experimental test of biodeposition and ammonium excretion from blue mussels (*Mytilus edulis*) on eelgrass (*Zostera marina*) performance. *Journal of Experimental Marine Biology and Ecology*, 364, 72–79. <https://doi.org/10.1016/j.jembe.2008.07.003>
- Wagner, E., Dumbauld, B. R., Hacker, S. D., Trimble, A. C., Wisheart, L. M., & Ruesink, J. L. (2012). Density-dependent effects of an introduced oyster, *Crassostrea gigas*, on a native intertidal seagrass, *Zostera marina*. *Marine Ecology Progress Series*, 468, 149–160. <https://doi.org/10.3354/meps09952>
- Wall, C. C., Peterson, B. J., & Gobler, C. J. (2008). Facilitation of seagrass *Zostera marina* productivity by suspension-feeding bivalves. *Marine Ecology Progress Series*, 357, 165–174. <https://doi.org/10.3354/meps07289>
- Wetz, M. S., Lewitus, A. J., Koepfler, E. T., & Hayes, K. C. (2002). Impact of the eastern oyster *Crassostrea virginica* on microbial community structure in a salt marsh estuary. *Aquatic Microbial Ecology*, 28, 87–97. <https://doi.org/10.3354/ame028087>
- Wolf, B. M., & White, R. W. G. (1997). Movements and habitat use of the queen scallop, *Equichlamys bifrons*, in the D'Entrecasteaux channel and Huon River estuary, Tasmania. *Journal of Shellfish Research*, 16, 533–539.
- Zhang, Y., Cioffi, W., Cope, R., Daleo, P., Heywood, E., Hoyt, C., ... Silliman, B. (2018). A global synthesis reveals gaps in coastal habitat restoration research. *Sustainability*, 10, 1040. <https://doi.org/10.3390/su10041040>
- Zhang, Y., Jeppesen, E., Liu, X., Qin, B., Shi, K., Zhou, Y., ... Deng, J. (2017). Global loss of aquatic vegetation in lakes. *Earth-Science Reviews*, 173, 259–265. <https://doi.org/10.1016/j.earscirev.2017.08.013>
- Zhang, Y. S., & Silliman, B. (2019). A facilitation cascade enhances local biodiversity in seagrass beds. *Diversity*, 11, 30. <https://doi.org/10.3390/d11030030>

DATA SOURCES

- Addino, M. S., Montemayor, D. I., Escapa, M., Alvarez, M. F., Valiñas, M. S., Lomovskiy, B. J., & Iribarne, O. (2015). Effect of *Spartina alterniflora* Loisel, 1807 on growth of the stout razor clam *Tagelus plebeius* (Lightfoot, 1786) in a SW Atlantic estuary. *Journal of Experimental Marine Biology and Ecology*, 463, 135–142. <https://doi.org/10.1016/j.jembe.2014.11.011>
- Addis, P., Secci, M., Brundu, G., Manunza, A., Corrias, S., & Cau, A. (2009). Density, size structure, shell orientation and epibiotic colonization of the fan mussel *Pinna nobilis* L. 1758 (Mollusca: Bivalvia) in three contrasting habitats in an estuarine area of Sardinia (W Mediterranean). *Scientia Marina*, 73(1), 143–152. <https://doi.org/10.3989/scimar.2009.73n1143>
- Alfaro, A. C. (2010). Effects of mangrove removal on benthic communities and sediment characteristics at Mangawhai Harbour, northern New Zealand. *ICES Journal of Marine Science: Journal Du Conseil*, 67(6), 1087–1104. <https://doi.org/10.1093/icesjms/fsq034>
- Allen, B. J., & Williams, S. L. (2003). Native eelgrass *Zostera marina* controls growth and reproduction of an invasive mussel through food limitation. *Marine Ecology Progress Series*, 254, 57–67. <https://doi.org/10.3354/meps254057>
- Altieri, A. H., Silliman, B. R., & Bertness, M. D. (2007). Hierarchical organization via a facilitation cascade in intertidal cordgrass bed communities. *The American Naturalist*, 169(2), 195–206. <https://doi.org/10.1086/510603>
- Angelini, C., Griffin, J. N., van de Koppel, J., Lamers, L. P. M., Smolders, A. J. P., Derksen-Hooijberg, M., ... Silliman, B. R. (2016). A keystone mutualism underpins resilience of a coastal ecosystem to drought. *Nature Communications*, 7, 12473. <https://doi.org/10.1038/ncomms12473>
- Angelini, C., van der Heide, T., Griffin, J. N., Morton, J. P., Derksen-Hooijberg, M., Lamers, L. P. M., ... Silliman, B. R. (2015). Foundation species' overlap enhances biodiversity and multifunctionality from the patch to landscape scale in southeastern United States salt marshes. *Proceedings of the Royal Society B: Biological Sciences*, 282(1811), 20150421. <https://doi.org/10.1098/rspb.2015.0421>
- Aquino-Thomas, J., & Proffitt, C. E. (2014). Oysters *Crassostrea virginica* on red mangrove *Rhizophora mangle* prop roots: Facilitation of one foundation species by another. *Marine Ecology Progress Series*, 503, 177–194. <https://doi.org/10.3354/meps10742>
- Archer, P. E. (2008). *Re-establishment of the native oyster, Ostrea conchaphila, in Netarts Bay, Oregon, USA*. M.Sc Thesis, Oregon State University. Retrieved from <http://ir.library.oregonstate.edu/jspui/handle/1957/9542>
- Arnold, W. S., Marelli, D. C., Bert, T. M., Jones, D. S., & Quitmyer, I. R. (1991). Habitat-specific growth of hard clams *Mercenaria mercenaria* (L.) from the Indian River, Florida. *Journal of Experimental Marine Biology and Ecology*, 147(2), 245–265. [https://doi.org/10.1016/0022-0981\(91\)90185-Y](https://doi.org/10.1016/0022-0981(91)90185-Y)
- Aucoin, S., & Himmelman, J. H. (2011). Factors determining the abundance, distribution and population size–structure of the penshell *Pinna carnea*. *Journal of the Marine Biological Association of the United Kingdom*, 91(03), 593–606. <https://doi.org/10.1017/S0025315410001360>
- Baker, P., Fajans, J. S., & Baker, S. M. (2012). Habitat dominance of a nonindigenous tropical bivalve, *Perna viridis* (Linnaeus, 1758), in a subtropical estuary in the Gulf of Mexico. *Journal of Molluscan Studies*, 78(1), 28–33. <https://doi.org/10.1093/mollus/eyr026>
- Barbier, P., Meziane, T., Forêt, M., Tremblay, R., Robert, R., & Olivier, F. (2017). Nursery function of coastal temperate benthic habitats: New insight from the bivalve recruitment perspective. *Journal of Sea Research*, 121, 11–23. <https://doi.org/10.1016/j.seares.2016.12.007>
- Bertness, M. D. (1984). Ribbed mussels and *Spartina alterniflora* production in a New England salt marsh. *Ecology*, 65(6), 1794–1807. <https://doi.org/10.2307/1937776>
- Bertness, M. D., Brisson, C. P., & Crotty, S. M. (2015). Indirect human impacts turn off reciprocal feedbacks and decrease ecosystem resilience. *Oecologia*, 178(1), 231–237. <https://doi.org/10.1007/s00442-014-3166-5>
- Bishop, M. J., Byers, J. E., Marcek, B. J., & Gribben, P. E. (2012). Density-dependent facilitation cascades determine epifaunal community structure in temperate Australian mangroves. *Ecology*, 93(6), 1388–1401. <https://doi.org/10.1890/10-2296.1>
- Blundon, J. A., & Kennedy, V. S. (1982). Refuges for infaunal bivalves from blue crab, *Callinectes sapidus* (Rathbun), predation in Chesapeake Bay. *Journal of Experimental Marine Biology and Ecology*, 65(1), 67–81. [https://doi.org/10.1016/0022-0981\(82\)90176-9](https://doi.org/10.1016/0022-0981(82)90176-9)
- Bodamer, B. L., & Ostrofsky, M. L. (2010). The use of aquatic plants by populations of the zebra mussel (*Dreissena polymorpha*) (Bivalvia: Dreissenidae) in a small glacial lake. *The Nautilus*, 124(2), 100.
- Bologna, P. A. X., Fetzer, M. L., McDonnell, S., & Moody, E. M. (2005). Assessing the potential benthic–pelagic coupling in episodic blue mussel (*Mytilus edulis*) settlement events within eelgrass (*Zostera marina*) communities. *Journal of Experimental Marine Biology and Ecology*, 316(2), 117–131. <https://doi.org/10.1016/j.jembe.2004.10.009>
- Bologna, P. A. X., & Heck Jr., K. L. (1999). Differential predation and growth rates of bay scallops within a seagrass habitat. *Journal of Experimental Marine Biology and Ecology*, 239(2), 299–314. [https://doi.org/10.1016/S0022-0981\(99\)00039-8](https://doi.org/10.1016/S0022-0981(99)00039-8)
- Bologna, P. A. X., & Heck, K. L. (2000). Impacts of seagrass habitat architecture on bivalve settlement. *Estuaries*, 23(4), 449–457. <https://doi.org/10.2307/1353138>
- Boltovskoy, D., Karatayev, A., Burlakova, L., Cataldo, D., Karatayev, V., Sylvester, F., & Mariñelarena, A. (2009). Significant ecosystem-wide effects of the swiftly spreading invasive freshwater bivalve *Limnoperna fortunei*. *Hydrobiologia*, 636(1), 271–284. <https://doi.org/10.1007/s10750-009-9956-9>
- Booth, D. M., & Heck Jr., K. L. (2009). Effects of the American oyster *Crassostrea virginica* on growth rates of the seagrass *Halodule wrightii*. *Marine Ecology Progress Series*, 389, 117–126. <https://doi.org/10.3354/meps08163>
- Bos, A. R., & van Katwijk, M. M. (2007). Planting density, hydrodynamic exposure and mussel beds affect survival of transplanted intertidal eelgrass. *Marine Ecology Progress Series*, 336, 121–129. <https://doi.org/10.3354/meps336121>
- Boström, C., & Bonsdorff, E. (1997). Community structure and spatial variation of benthic invertebrates associated with *Zostera marina* (L.) beds in the northern Baltic Sea. *Journal of Sea Research*, 37, 153–156. [https://doi.org/10.1016/S1385-1101\(96\)00007-X](https://doi.org/10.1016/S1385-1101(96)00007-X)
- Boström, C., & Bonsdorff, E. (2000). Zoobenthic community establishment and habitat complexity—The importance of seagrass shoot-density, morphology and physical disturbance for faunal recruitment. *Marine Ecology Progress Series*, 205, 123–138. <https://doi.org/10.3354/meps205123>
- Boström, C., Törnroos, A., & Bonsdorff, E. (2010). Invertebrate dispersal and habitat heterogeneity: Expression of biological traits in a seagrass landscape. *Journal of Experimental Marine Biology and Ecology*, 390(2), 106–117. <https://doi.org/10.1016/j.jembe.2010.05.008>
- Briley, S. K. (2015). *Response of eelgrass (Zostera marina) to an adjacent Olympia oyster restoration project* (MSc Thesis). California State University, Fullerton, CA.
- Brun, F. G., van Zetten, E., Cacabelos, E., & Bouma, T. J. (2009). Role of two contrasting ecosystem engineers (*Zostera noltii* and *Cymodocea nodosa*) on the food intake rate of *Cerastoderma edule*. *Helgolander Marine Research*, 63(1), 19–25. <https://doi.org/10.1007/s10152-008-0134-7>
- Brusati, E. D., & Grosholz, E. D. (2007). Effect of native and invasive cordgrass on *Macoma petalum* density, growth, and isotopic signatures. *Estuarine, Coastal and Shelf Science*, 71(3–4), 517–522. <https://doi.org/10.1016/j.ecss.2006.08.026>
- Buddo, D. St. A., Steele, R. D., & D'Oyen, E. R. (2003). Distribution of the invasive Indo-Pacific green mussel, *Perna viridis*, in Kingston Harbour, Jamaica. *Bulletin of Marine Science*, 73(2), 433–441.
- Burlakova, L. E., & Karatayev, A. Y. (2007). The effect of invasive macrophytes and water level fluctuations on unionids in Texas impoundments. *Hydrobiologia*, 586(1), 291–302. <https://doi.org/10.1007/s10750-007-0699-1>
- Caronni, S., & Navone, A. (2010). Density and size of the fan mussel *Pinna nobilis* (Linnaeus, 1758) in two differently protected zones of Tavolara-Punta Coda Cavallo Marine Protected Area. *Biologia Marina Mediterranea*, 17(1), 294–295.
- Carroll, J. M., Furman, B. T., Tettelbach, S. T., & Peterson, B. J. (2012). Balancing the edge effects budget: Bay scallop settlement and loss along a seagrass edge. *Ecology*, 93(7), 1637–1647. <https://doi.org/10.1890/11-1904.1>
- Carroll, J., Gobler, C. J., & Peterson, B. J. (2008). Resource-restricted growth of eelgrass in New York estuaries: Light limitation, and alleviation of nutrient stress by hard clams. *Marine Ecology Progress Series*, 369, 51–62. <https://doi.org/10.3354/meps07593>
- Carroll, J. M., Jackson, L. J., & Peterson, B. J. (2015). The effect of increasing habitat complexity on bay scallop survival in the presence of different decapod crustacean predators. *Estuaries and Coasts*, 38(5), 1569–1579. <https://doi.org/10.1007/s12237-014-9902-6>
- Carroll, J. M., & Peterson, B. J. (2013a). Comparisons in demographic rates of bay scallops in eelgrass and the introduced alga, *Codium fragile*, in New York. *Marine Biology*, 160(6), 1451–1463. <https://doi.org/10.1007/s00227-013-2197-5>
- Carroll, J. M., & Peterson, B. J. (2013b). Ecological trade-offs in seascape ecology: Bay scallop survival and growth across a seagrass seascape. *Landscape Ecology*, 28(7), 1401–1413. <https://doi.org/10.1007/s10980-013-9893-x>
- Carroll, J. M., Peterson, B. J., Bonal, D., Weinstock, A., Smith, C. F., & Tettelbach, S. T. (2010). Comparative survival of bay scallops in eelgrass and the introduced

- alga, *Codium fragile*, in a New York estuary. *Marine Biology*, 157(2), 249–259. <https://doi.org/10.1007/s00227-009-1312-0>
- Castorani, M. C. N., Glud, R. N., Hasler-Sheetal, H., & Holmer, M. (2015). Light indirectly mediates bivalve habitat modification and impacts on seagrass. *Journal of Experimental Marine Biology and Ecology*, 472, 41–53. <https://doi.org/10.1016/j.jembe.2015.07.001>
- Clemente, S., & Ingole, B. (2011). Recruitment of mud clam *Polymesoda erosa* (Solander, 1876) in a mangrove habitat of Chorao Island, Goa. *Brazilian Journal of Oceanography*, 59(2), 153–162. <https://doi.org/10.1590/S1679-87592011000200004>
- Coen, L. D., & Heck, K. L. (1991). The interacting effects of siphon nipping and habitat on bivalve (*Mercenaria mercenaria* (L.)) growth in a subtropical seagrass (*Halodule wrightii* Aschers) meadow. *Journal of Experimental Marine Biology and Ecology*, 145(1), 1–13. [https://doi.org/10.1016/0022-0981\(91\)90002-E](https://doi.org/10.1016/0022-0981(91)90002-E)
- Coppa, S., de Lucia, G. A., Magni, P., Domenici, P., Antognarelli, F., Satta, A., & Cucco, A. (2013). The effect of hydrodynamics on shell orientation and population density of *Pinna nobilis* in the Gulf of Oristano (Sardinia, Italy). *Journal of Sea Research*, 76, 201–210. <https://doi.org/10.1016/j.seares.2012.09.007>
- Coppa, S., Guala, I., de Lucia, G. A., Massaro, G., & Bressan, M. (2010). Density and distribution patterns of the endangered species *Pinna nobilis* within a *Posidonia oceanica* meadow in the Gulf of Oristano (Italy). *Journal of the Marine Biological Association of the United Kingdom*, 90(05), 885–894. <https://doi.org/10.1017/S002531540999141X>
- Coppa, S., Quattrocchi, G., Cucco, A., de Lucia, G. A., Vencato, S., Camedda, A., ... Falco, G. D. (2019). Self-organisation in striped seagrass meadows affects the distributional pattern of the sessile bivalve *Pinna nobilis*. *Scientific Reports*, 9(1), 7220. <https://doi.org/10.1038/s41598-019-43214-6>
- Dąbrowska, A. H., Janas, U., & Kendzierska, H. (2016). Assessment of biodiversity and environmental quality using macrozoobenthos communities in the seagrass meadow (Gulf of Gdańsk, southern Baltic). *Oceanological and Hydrobiological Studies*, 45(2), 286–294. <https://doi.org/10.1515/ohs-2016-0024>
- Dalia Susan, V., Satheesh Kumar, P., & Pillai, N. G. K. (2014). Biodiversity and seasonal variation of benthic macrofauna in Minicoy Island, Lakshadweep, India. *Acta Oceanologica Sinica*, 33(10), 58–73. <https://doi.org/10.1007/s13131-014-0541-3>
- de Fouw, J., van der Heide, T., Oudman, T., Maas, L. R. M., Piersma, T., & van Gils, J. A. (2016). Structurally complex sea grass obstructs the sixth sense of a specialized avian molluscivore. *Animal Behaviour*, 115, 55–67. <https://doi.org/10.1016/j.anbehav.2016.02.017>
- de Fouw, J., Govers, L. L., van de Koppel, J., van Belzen, J., Dorigo, W., Sidi Cheikh, M. A., ... van der Heide, T. (2016). Drought, mutualism breakdown, and landscape-scale degradation of seagrass beds. *Current Biology*, 26(8), 1051–1056. <https://doi.org/10.1016/j.cub.2016.02.023>
- Derksen-Hooijberg, M., Angelini, C., Hoogveld, J. R. H., Lamers, L. P. M., Borst, A., Smolders, A., ... Heide, T. (2019). Repetitive desiccation events weaken a salt marsh mutualism. *Journal of Ecology*, 107, 2415–2426. <https://doi.org/10.1111/1365-2745.13178>
- Derksen-Hooijberg, M., Angelini, C., Lamers, L. P. M., Borst, A., Smolders, A., Hoogveld, J. R. H., ... van der Heide, T. (2018). Mutualistic interactions amplify saltmarsh restoration success. *Journal of Applied Ecology*, 55, 405–414. <https://doi.org/10.1111/1365-2664.12960>
- Derksen-Hooijberg, M., van der Heide, T., Lamers, L. P. M., Borst, A., Smolders, A., J. P., Govers, L. L., ... Angelini, C. (2019). Burrowing crabs weaken mutualism between foundation species. *Ecosystems*, 22(4), 767–780. <https://doi.org/10.1007/s10021-018-0301-x>
- Duarte, M. M., & Diefenbach, C. O. (1994). Microdistribution and abundance of freshwater mussels (Mollusca: Unionacea and Corbiculacea) in Suzana lake, southern Brazil. *Studies on Neotropical Fauna and Environment*, 29(4), 233–250. <https://doi.org/10.1080/01650529409360934>
- Dumbauld, B. R., & McCoy, L. M. (2015). Effect of oyster aquaculture on seagrass *Zostera marina* at the estuarine landscape scale in Willapa Bay, Washington (USA). *Aquaculture Environment Interactions*, 7(1), 29–47. <https://doi.org/10.3354/aei00131>
- Eckman, J. E. (1987). The role of hydrodynamics in recruitment, growth, and survival of *Argopecten irradians* (L.) and *Anomia simplex* (D'Orbigny) within eelgrass meadows. *Journal of Experimental Marine Biology and Ecology*, 106(2), 165–191. [https://doi.org/10.1016/0022-0981\(87\)90154-7](https://doi.org/10.1016/0022-0981(87)90154-7)
- Edgar, G. J. (1990). The influence of plant structure on the species richness, biomass and secondary production of macrofaunal assemblages associated with Western Australian seagrass beds. *Journal of Experimental Marine Biology and Ecology*, 137, 215–240. [https://doi.org/10.1016/0022-0981\(90\)90186-G](https://doi.org/10.1016/0022-0981(90)90186-G)
- Edgar, G. J., Shaw, C., Watson, G. F., & Hammond, L. S. (1994). Comparisons of species richness, size-structure and production of benthos in vegetated and unvegetated habitats in Western Fort, Victoria. *Journal of Experimental Marine Biology and Ecology*, 176, 201–226. [https://doi.org/10.1016/0022-0981\(94\)90185-6](https://doi.org/10.1016/0022-0981(94)90185-6)
- Fredriksen, S., Christie, H., & Andre Sæthre, B. (2005). Species richness in macroalgae and macrofauna assemblages on *Fucus serratus* L. (Phaeophyceae) and *Zostera marina* L. (Angiospermae) in Skagerrak, Norway. *Marine Biology Research*, 1(1), 2–19. <https://doi.org/10.1080/17451000510018953>
- Fredriksen, S., De Backer, A., Boström, C., & Christie, H. (2010). Infauna from *Zostera marina* L. meadows in Norway. Differences in vegetated and unvegetated areas. *Marine Biology Research*, 6(2), 189–200. <https://doi.org/10.1080/17451000903042461>
- Gao, H., Qian, X., Wu, H., Li, H., Pan, H., & Han, C. (2017). Combined effects of submerged macrophytes and aquatic animals on the restoration of a eutrophic water body? A case study of Gonghu Bay, Lake Taihu. *Ecological Engineering*, 102, 15–23. <https://doi.org/10.1016/j.ecoleng.2017.01.013>
- García-Esquivel, Z., & Bricelj, V. M. (1993). Ontogenic changes in microhabitat distribution of juvenile bay scallops, *Argopecten irradians irradians* (L.), in eelgrass beds, and their potential significance to early recruitment. *The Biological Bulletin*, 185(1), 42–55. <https://doi.org/10.2307/1542129>
- García-March, J. R., García-Carrascosa, A. M., Peña Cantero, A. L., & Wang, Y.-G. (2007). Population structure, mortality and growth of *Pinna nobilis* Linnaeus, 1758 (Mollusca, Bivalvia) at different depths in Moraira bay (Alicante, Western Mediterranean). *Marine Biology*, 150(5), 861–871. <https://doi.org/10.1007/s00227-006-0386-1>
- Gaspie, C. N., & Seitz, R. D. (2017). Role of habitat and predators in maintaining functional diversity of estuarine bivalves. *Marine Ecology Progress Series*, 570, 113–125. <https://doi.org/10.3354/meps12103>
- Gaspie, C. N., & Seitz, R. D. (2018). Habitat complexity and benthic predator-prey interactions in Chesapeake Bay. *PLoS ONE*, 13(10), e0205162. <https://doi.org/10.1371/journal.pone.0205162>
- Gaspie, C. N., Seitz, R. D., Ogburn, M. B., Dungan, C. F., & Hines, A. H. (2018). Impacts of habitat, predators, recruitment, and disease on soft-shell clams *Mya arenaria* and stout razor clams *Tagelus plebeius* in Chesapeake Bay. *Marine Ecology Progress Series*, 603, 117–133. <https://doi.org/10.3354/meps12706>
- González-Ortiz, V., Egea, L. G., Jiménez-Ramos, R., Moreno-Marín, F., Pérez-Lloréns, J. L., Bouma, T. J., & Brun, F. G. (2014). Interactions between seagrass complexity, hydrodynamic flow and biomixing alter food availability for associated filter-feeding organisms. *PLoS ONE*, 9(8), e104949. <https://doi.org/10.1371/journal.pone.0104949>
- González-Ortiz, V., Egea, L. G., Jiménez-Ramos, R., Moreno-Marín, F., Pérez-Lloréns, J. L., Bouma, T., & Brun, F. (2016). Submerged vegetation complexity modifies benthic infauna communities: The hidden role of the belowground system. *Marine Ecology*, 37(3), 543–552. <https://doi.org/10.1111/maec.12292>
- Gorman, D., & Turra, A. (2016). The role of mangrove revegetation as a means of restoring macrofaunal communities along degraded coasts. *Science of the Total Environment*, 566–567, 223–229. <https://doi.org/10.1016/j.scitotenv.2016.05.089>
- Goshima, S., & Peterson, C. H. (2012). Both below- and aboveground shoalgrass structure influence whelk predation on hard clams. *Marine Ecology Progress Series*, 451, 75–92. <https://doi.org/10.3354/meps09587>
- Grabowski, J. H., Hughes, A. R., Kimbro, D. L., & Dolan, M. A. (2005). How habitat setting influences restored oyster reef communities. *Ecology*, 86(7), 1926–1935. <https://doi.org/10.1890/04-0690>
- Gribben, P. E., Kimbro, D. L., Vergés, A., Gouhier, T. C., Burrell, S., Garthwin, R. G., ... Poore, A. G. B. (2017). Positive and negative interactions control a facilitation cascade. *Ecosphere*, 8, e02065. <https://doi.org/10.1002/ecs2.2065>
- Gribben, P. E., & Wright, J. T. (2014). Habitat-former effects on prey behaviour increase predation and non-predation mortality. *Journal of Animal Ecology*, 83(2), 388–396. <https://doi.org/10.1111/1365-2656.12139>
- Grizzle, R. E., Rasmussen, A., Martignette, A. J., Ward, K., & Coen, L. D. (2018). Mapping seston depletion over an intertidal eastern oyster (*Crassostrea virginica*) reef: Implications for restoration of multiple habitats. *Estuarine, Coastal and Shelf Science*, 212, 265–272. <https://doi.org/10.1016/j.ecss.2018.07.013>
- Grizzle, R. E., Short, F. T., Newell, C. R., Hoven, H., & Kindblom, L. (1996). Hydrodynamically induced synchronous waving of seagrasses: 'monami' and its possible effects on larval mussel settlement. *Journal of Experimental Marine Biology and Ecology*, 206, 165–177. [https://doi.org/10.1016/S0022-0981\(96\)02616-0](https://doi.org/10.1016/S0022-0981(96)02616-0)
- Groner, M. L., Burge, C. A., Cox, R., Rivlin, N., Turner, M., Van Alstyne, K. L., ... Friedman, C. S. (2018). Oysters and eelgrass: Potential partners in a high pCO₂ ocean. *Ecology*, 99(8), 1802–1814. <https://doi.org/10.1002/ecy.02393>

- Gullström, M., Baden, S., & Lindegarth, M. (2012). Spatial patterns and environmental correlates in leaf-associated epifaunal assemblages of temperate seagrass (*Zostera marina*) meadows. *Marine Biology*, 159(2), 413–425. <https://doi.org/10.1007/s00227-011-1819-z>
- Guo, H., & Pennings, S. C. (2012). Post-mortem ecosystem engineering by oysters creates habitat for a rare marsh plant. *Oecologia*, 170(3), 789–798. <https://doi.org/10.1007/s00442-012-2356-2>
- Haga, T. (2006). The rhizome-boring shipworm *Zachsis zenkewitschi* (Bivalvia: Teredinidae) in drifted eelgrass. *VENUS*, 65(3), 263–266.
- Hamilton, P. V., & Koch, K. M. (1996). Orientation toward natural and artificial grassbeds by swimming bay scallops, *Argopecten irradians* (Lamarck, 1819). *Journal of Experimental Biology*, 199(1), 79–88. [https://doi.org/10.1016/0022-0981\(95\)00191-3](https://doi.org/10.1016/0022-0981(95)00191-3)
- Hansen, J. P., Sagerman, J., & Wikström, S. A. (2010). Effects of plant morphology on small-scale distribution of invertebrates. *Marine Biology*, 157(10), 2143–2155. <https://doi.org/10.1007/s00227-010-1479-4>
- Hasler-Sheetal, H., Castorani, M. C. N., Glud, R. N., Canfield, D. E., & Holmer, M. (2016). Metabolomics reveals cryptic interactive effects of species interactions and environmental stress on nitrogen and sulfur metabolism in seagrass. *Environmental Science & Technology*, 50(21), 11602–11609. <https://doi.org/10.1021/acs.est.6b04647>
- He, H. U., Liu, X., Liu, X., Yu, J., Li, K., Guan, B., ... Liu, Z. (2014). Effects of cyanobacterial blooms on submerged macrophytes alleviated by the native Chinese bivalve *Hyriopsis cumingii*: A mesocosm experiment study. *Ecological Engineering*, 71, 363–367. <https://doi.org/10.1016/j.ecoleng.2014.07.015>
- Healey, D., & Hovel, K. A. (2004). Seagrass bed patchiness: Effects on epifaunal communities in San Diego Bay, USA. *Journal of Experimental Marine Biology and Ecology*, 313(1), 155–174. <https://doi.org/10.1016/j.jembe.2004.08.002>
- Heck, K. L., Able, K. W., Roman, C. T., & Fahay, M. P. (1995). Composition, abundance, biomass, and production of macrofauna in a New England estuary: Comparisons among eelgrass meadows and other nursery habitats. *Estuaries*, 18(2), 379–389. <https://doi.org/10.2307/1352320>
- Heck, K. L., Coen, L. D., & Wilson, D. M. (2002). Growth of northern (*Mercenaria mercenaria*) (L.) and southern (*M. campechiensis* (Gmelin)) quahogs: Influence of seagrasses and latitude. *Journal of Shellfish Research*, 21(2), 635–642.
- Hendriks, I. E., Cabanellas-Reboredo, M., Bouma, T. J., Deudero, S., & Duarte, C. M. (2011). Seagrass meadows modify drag forces on the shell of the fan mussel *Pinna nobilis*. *Estuaries and Coasts*, 34(1), 60–67. <https://doi.org/10.1007/s12237-010-9309-y>
- Hendriks, I. E., Tenan, S., Tavecchia, G., Marbà, N., Jordà, G., Deudero, S., ... Duarte, C. M. (2013). Boat anchoring impacts coastal populations of the pen shell, the largest bivalve in the Mediterranean. *Biological Conservation*, 160, 105–113. <https://doi.org/10.1016/j.biocon.2013.01.012>
- Herkül, K., & Kotta, J. (2009). Effects of eelgrass (*Zostera marina*) canopy removal and sediment addition on sediment characteristics and benthic communities in the Northern Baltic Sea. *Marine Ecology*, 30, 74–82. <https://doi.org/10.1111/j.1439-0485.2009.00307.x>
- Hernández Cordero, A. L., Seitz, R. D., Lipcius, R. N., Boverly, C. M., & Schulte, D. M. (2012). Habitat affects survival of translocated bay scallops, *Argopecten irradians concentricus* (Say 1822), Lower Chesapeake Bay. *Estuaries and Coasts*, 35(5), 1340–1345. <https://doi.org/10.1007/s12237-012-9510-2>
- Hiratsuka, J., Yamamuro, M., & Ishitobi, Y. (2007). Long-term change in water transparency before and after the loss of eelgrass beds in an estuarine lagoon, Lake Nakaumi, Japan. *Limnology*, 8(1), 53–58. <https://doi.org/10.1007/s10201-006-0198-5>
- Hofstra, D., & Clayton, J. (2014). Native flora and fauna response to removal of the weed *Hydrilla verticillata* (L.f.) Royle in Lake Tutira. *Hydrobiologia*, 737(1), 297–308. <https://doi.org/10.1007/s10750-014-1865-x>
- Honig, A., Supan, J., & Peyre, M. L. (2015). Population ecology of the gulf ribbed mussel across a salinity gradient: Recruitment, growth and density. *Ecosphere*, 6(11), 226. <https://doi.org/10.1890/ES14-00499.1>
- Hori, M., Lagarde, F., Richard, M., Derolez, V., Hamaguchi, M., & Makino, M. (2019). Coastal management using oyster-seagrass interactions for sustainable aquaculture, fisheries and environment. *Bulletin of Japan Fisheries Research and Education Agency*, 49, 35–43.
- Hughes, A. R., Gribben, P. E., Kimbro, D. L., & Bishop, M. J. (2014). Additive and site-specific effects of two foundation species on invertebrate community structure. *Marine Ecology Progress Series*, 508, 129–138. <https://doi.org/10.3354/meps10867>
- Hughes, A. R., Moore, A. F. P., & Piehler, M. F. (2014). Independent and interactive effects of two facilitators on their habitat-providing host plant. *Spartina Alterniflora*. *Oikos*, 123(4), 488–499. <https://doi.org/10.1111/j.1600-0706.2013.01035.x>
- Ibáñez, C., Alcaraz, C., Caiola, N., Rovira, A., Trobajo, R., Alonso, M., ... Prat, N. (2012). Regime shift from phytoplankton to macrophyte dominance in a large river: Top-down versus bottom-up effects. *Science of the Total Environment*, 416, 314–322. <https://doi.org/10.1016/j.scitotenv.2011.11.059>
- Irlandi, E. A. (1994). Large-and small-scale effects of habitat structure on rates of predation: How percent coverage of seagrass affects rates of predation and siphon nipping on an infaunal bivalve. *Oecologia*, 98(2), 176–183. <https://doi.org/10.1007%2FBF00341470>
- Irlandi, E. A. (1996). The effects of seagrass patch size and energy regime on growth of a suspension-feeding bivalve. *Journal of Marine Research*, 54(1), 161–185. <https://doi.org/10.1357/0022240963213439>
- Irlandi, E. A. (1997). Seagrass patch size and survivorship of an infaunal bivalve. *Oikos*, 78(3), 511. <https://doi.org/10.2307/3545612>
- Irlandi, E. A., Ambrose Jr., W. G., & Orlando, B. A. (1995). Landscape ecology and the marine environment: How spatial configuration of seagrass habitat influences growth and survival of the bay scallop. *Oikos*, 72, 307–313. <https://doi.org/10.2307/3546115>
- Irlandi, E. A., Orlando, B. A., & Ambrose, W. G. (1999). Influence of seagrass habitat patch size on growth and survival of juvenile bay scallops, *Argopecten irradians concentricus* (Say). *Journal of Experimental Marine Biology and Ecology*, 235(1), 21–43. [https://doi.org/10.1016/S0022-0981\(98\)00185-3](https://doi.org/10.1016/S0022-0981(98)00185-3)
- Irlandi, E. A., & Peterson, C. H. (1991). Modification of animal habitat by large plants: Mechanisms by which seagrasses influence clam growth. *Oecologia*, 87(3), 307–318. <https://doi.org/10.1007/BF00634584>
- Isdell, R. E., Bilkovic, D. M., & Hershner, C. (2018). Shorescape-level factors drive distribution and condition of a salt marsh facilitator (*Geukensia demissa*). *Ecosphere*, 9(10), e02449. <https://doi.org/10.1002/ecs2.2449>
- Judge, M. L., Coen, L. D., & Heck Jr., K. L. (1993). Does *Mercenaria mercenaria* encounter elevated food levels in seagrass beds? Results from a novel technique to collect suspended food resources. *Marine Ecology Progress Series*, 92, 141–150. <https://doi.org/10.3354/meps092141>
- Katsanevakis, S., & Thessalou-Legaki, M. (2009). Spatial distribution, abundance and habitat use of the protected fan mussel *Pinna nobilis* in Souda Bay, Crete. *Aquatic Biology*, 8, 45–54. <https://doi.org/10.3354/ab00204>
- Kelly, J. R., & Volpe, J. P. (2007). Native eelgrass (*Zostera marina* L.) survival and growth adjacent to non-native oysters (*Crassostrea gigas* Thunberg) in the Strait of Georgia, British Columbia. *Botanica Marina*, 50(3), 143–150. <https://doi.org/10.1515/BOT.2007.017>
- Kendrick, A. J., Rule, M. J., Lavery, P. S., & Hyndes, G. A. (2015). Spatial and temporal patterns in the distribution of large bivalves in a permanently open temperate estuary: Implications for management. *Marine and Freshwater Research*, 66(1), 41. <https://doi.org/10.1071/MF13209>
- Kerswill, C. J. (1949). Effects of water circulation on the growth of quahogs and oysters. *Journal of the Fisheries Board of Canada*, 7(9), 545–551. <https://doi.org/10.1139/f47-045>
- Kiyashko, S. I. (1986). The diet of *Zachsis zenkewitschi* (Bivalvia: Teredinidae) investigated by the ¹³C method. *Asian Marine Biology*, 3, 139–143.
- Kouamé, M. K., Dietoa, M. Y., Edia, E. O., Da Costa, S. K., Ouattara, A., & Gourène, G. (2011). Macroinvertebrate communities associated with macrophyte habitats in a tropical man-made lake (Lake Taabo, Côte d'Ivoire). *Knowledge and Management of Aquatic Ecosystems*, 400, 03. <https://doi.org/10.1051/kmae/2010035>
- Kristensen, L. D., Stenberg, C., Støttrup, J. G., Poulsen, L. K., Christensen, H. T., Dolmer, P., ... Grønkvær, P. (2015). Establishment of blue mussel beds to enhance fish habitats. *Applied Ecology and Environmental Research*, 13(3), 783–798. https://doi.org/10.15666/aeer/1303_783798
- Kushner, R. B., & Hovel, K. A. (2006). Effects of native predators and eelgrass habitat structure on the introduced Asian mussel *Musculista senhousia* (Benson in Cantor) in southern California. *Journal of Experimental Marine Biology and Ecology*, 332(2), 166–177. <https://doi.org/10.1016/j.jembe.2005.11.011>
- Lappalainen, A., Hällfors, K. G. P., & Kangas, P. (1977). Littoral benthos of the Northern Baltic Sea. IV. Pattern and dynamics of macrobenthos in a sandy-bottom *Zostera marina* community in Tvärminne. *Internationale Revue der Gesamten Hydrobiologie Und Hydrographie*, 62, 465–503. <https://doi.org/10.1002/iroh.1977.3510620402>
- Lebata, J. H. L. (2000). Elemental sulfur in the gills of the mangrove mud clam *Anodontia edentula* (Family Lucinidae). *Journal of Shellfish Research*, 19(1), 241–245.
- Lebata, J. H. L. (2001). Oxygen, sulphide and nutrient uptake of the mangrove mud clam *Anodontia edentula* (Family: Lucinidae). *Marine Pollution Bulletin*, 42(11), 1133–1138. [https://doi.org/10.1016/S0025-326X\(01\)00113-8](https://doi.org/10.1016/S0025-326X(01)00113-8)
- Lebata, J. H. L., & Primavera, J. H. (2001). Gill structure, anatomy and habitat of *Anodontia edentula*: Evidence of endosymbiosis. *Journal of Shellfish Research*, 20(3), 1273–1278.

- Lee, K.-M., Krassoi, F. R., & Bishop, M. J. (2012). Effects of tidal elevation and substrate type on settlement and postsettlement mortality of the Sydney rock oyster, *Saccostrea glomerata*, in a mangrove forest and on a rocky shore. *Journal of Shellfish Research*, 31(4), 1043–1050. <https://doi.org/10.2983/035.031.0416>
- Lee, S. Y., Fong, C. W., & Wu, R. S. S. (2001). The effects of seagrass (*Zostera japonica*) canopy structure on associated fauna: A study using artificial seagrass units and sampling of natural beds. *Journal of Experimental Marine Biology and Ecology*, 259(1), 23–50. [https://doi.org/10.1016/S0022-0981\(01\)00221-0](https://doi.org/10.1016/S0022-0981(01)00221-0)
- Leisti, K. E., Doka, S. E., & Minns, C. K. (2012). Submerged aquatic vegetation in the Bay of Quinte: Response to decreased phosphorous loading and zebra mussel invasion. *Aquatic Ecosystem Health & Management*, 15(4), 442–452. <https://doi.org/10.1080/14634988.2012.736825>
- Leonard-Pingel, J. S., Jackson, J. B. C., & O'Dea, A. (2012). Changes in bivalve functional and assemblage ecology in response to environmental change in the Caribbean Neogene. *Paleobiology*, 38(04), 509–524. <https://doi.org/10.1666/10050.1>
- Lewandowski, K., & Ozimek, T. (1997). Relationship of *Dreissena polymorpha* [Pall.] to various species of submerged macrophytes. *Polskie Archiwum Hydrobiologii*, 44(4), 457–466.
- Li, C.-J., Li, W.-T., Liu, J., Zhang, X., & Zhang, P. (2017). *Zostera marina* seed burial can be enhanced by Manila clam *Ruditapes philippinarum*: A microcosm study. *Ocean Science Journal*, 52(2), 221–229. <https://doi.org/10.1007/s12601-017-0016-5>
- Lin, J. (1989a). Importance of location in the salt marsh and clump size on growth of ribbed mussels. *Journal of Experimental Marine Biology and Ecology*, 128(1), 75–86. [https://doi.org/10.1016/0022-0981\(89\)90093-2](https://doi.org/10.1016/0022-0981(89)90093-2)
- Lin, J. (1989b). Influence of location in a salt marsh on survivorship of ribbed mussels. *Marine Ecology Progress Series*, 56(1), 105–110. <https://doi.org/10.3354/meps056105>
- Lohrer, A. M., Townsend, M., Hailes, S. F., Rodil, I. F., Cartner, K., Pratt, D. R., & Hewitt, J. E. (2016). Influence of New Zealand cockles (*Austrovenus stutchburyi*) on primary productivity in sandflat-seagrass (*Zostera muelleri*) ecotones. *Estuarine, Coastal and Shelf Science*, 181, 238–248. <https://doi.org/10.1016/j.ecss.2016.08.045>
- Lomovskiy, B. J., Alvarez, G., Addino, M., Montemayor, D. I., & Iribarne, O. (2014). A new non-indigenous *Crassostrea* species in Southwest Atlantic salt marshes affects mortality of the cordgrass *Spartina alterniflora*. *Journal of Sea Research*, 90, 16–22. <https://doi.org/10.1016/j.seares.2014.02.012>
- Lowe, A. T., Kobelt, J., Horwith, M., & Ruesink, J. (2019). Ability of eelgrass to alter oyster growth and physiology is spatially limited and offset by increasing predation risk. *Estuaries and Coasts*, 42(3), 743–754. <https://doi.org/10.1007/s12237-018-00488-9>
- Machena, C. (1994). *Macrophyte-mollusc relationship in Lake Kariba* (No. Lake Kariba Fisheries Research Institute Project Report Number 59). Lake Kariba Fisheries Research Institute. Retrieved from <http://aquaticcommons.org/id/eprint/8176>
- MacKenzie, R. A., Dionne, M., Miller, J., Haas, M., & Morgan, P. A. (2015). Community structure and abundance of benthic infaunal invertebrates in Maine fringing marsh ecosystems. *Estuaries and Coasts*, 38(4), 1317–1334. <https://doi.org/10.1007/s12237-015-9977-8>
- Macreadie, P. I., Kimbro, D. L., Fourgerit, V., Leto, J., & Hughes, A. R. (2014). Effects of *Pinna* clams on benthic macrofauna and the possible implications of their removal from seagrass ecosystems. *Journal of Molluscan Studies*, 80(1), 102–106. <https://doi.org/10.1093/mollus/eyt046>
- McAfee, D., Cole, V. J., & Bishop, M. J. (2016). Latitudinal gradients in ecosystem engineering by oysters vary across habitats. *Ecology*, 97(4), 929–939. <https://doi.org/10.1890/15-0651>
- Mendo, T., Lyle, J. M., Moltzschaniwskyj, N. A., Tracey, S. R., & Semmens, J. M. (2014). Habitat characteristics predicting distribution and abundance patterns of scallops in D'Entrecasteaux Channel, Tasmania. *PLoS ONE*, 9(1), e85895. <https://doi.org/10.1371/journal.pone.0085895>
- Meyer, D. L., Townsend, E. C., & Thayer, G. W. (1997). Stabilization and erosion control value of oyster cultch for intertidal marsh. *Restoration Ecology*, 5(1), 93–99. <https://doi.org/10.1046/j.1526-100X.1997.09710.x>
- Meyer, E., Nilkerd, B., Glover, E. A., & Taylor, J. D. (2008). Ecological importance of chemoautotrophic Lucinid bivalves in a peri-mangrove community in eastern Thailand. *Raffles Bulletin of Zoology, Supplement*, 18, 41–55.
- Michelan, T. S., Silveira, M. J., Petsch, D. K., Pinha, G. D., & Thomaz, S. M. (2014). The invasive aquatic macrophyte *Hydrilla verticillata* facilitates the establishment of the invasive mussel *Limnoperna fortunei* in Neotropical reservoirs. *Journal of Limnology*, 73(3), <https://doi.org/10.4081/jlimnol.2014.909>
- Micheli, F. (1996). Predation intensity in estuarine soft bottoms: Between-habitat comparisons and experimental artifacts. *Marine Ecology Progress Series*, 141, 295–302. <https://doi.org/10.3354/meps141295>
- Miehls, A. L. J., Mason, D. M., Frank, K. A., Krause, A. E., Peacor, S. D., & Taylor, W. W. (2009). Invasive species impacts on ecosystem structure and function: A comparison of Oneida Lake, New York, USA, before and after zebra mussel invasion. *Ecological Modelling*, 220(22), 3194–3209. <https://doi.org/10.1016/j.ecolmodel.2009.07.020>
- Milbrandt, E. C., Thompson, M., Coen, L. D., Grizzle, R. E., & Ward, K. (2015). A multiple habitat restoration strategy in a semi-enclosed Florida embayment, combining hydrologic restoration, mangrove propagule plantings and oyster substrate additions. *Ecological Engineering*, 83, 394–404. <https://doi.org/10.1016/j.ecoleng.2015.06.043>
- Musin, G. E., Rojas Molina, F., Giri, F., & Williner, V. (2015). Structure and density population of the invasive mollusc *Limnoperna fortunei* associated with *Eichhornia crassipes* in lakes of the Middle Paraná floodplain. *Journal of Limnology*, 74(3), 537–548. <https://doi.org/10.4081/jlimnol.2015.1107>
- Neira, C., Levin, L. A., & Grosholz, E. D. (2005). Benthic macrofaunal communities of three sites in San Francisco Bay invaded by hybrid *Spartina*, with comparison to uninvaded habitats. *Marine Ecology Progress Series*, 292, 111–126. <https://doi.org/10.3354/meps292111>
- Newell, C. R., Short, F., Hoven, H., Healey, L., Panchang, V., & Cheng, G. (2010). The dispersal dynamics of juvenile plantigrade mussels (*Mytilus edulis* L.) from eelgrass (*Zostera marina*) meadows in Maine, USA. *Journal of Experimental Marine Biology and Ecology*, 394(1–2), 45–52. <https://doi.org/10.1016/j.jembe.2010.06.025>
- Newell, R. I. E., & Koch, E. W. (2004). Modeling seagrass density and distribution in response to changes in turbidity stemming from bivalve filtration and seagrass sediment stabilization. *Estuaries*, 27(5), 793–806. <https://doi.org/10.1007/BF02912041>
- Peck, M. A., Fell, P. E., Allen, E. A., Gieg, J. A., Guthke, C. R., & Newkirk, M. D. (1994). Evaluation of tidal marsh restoration: Comparison of selected macroinvertebrate populations on a restored impounded valley marsh and an unimpounded valley marsh within the same salt marsh system in Connecticut, USA. *Environmental Management*, 18(2), 283–293. <https://doi.org/10.1007/BF02393769>
- Pecon Slattery, J., Vrijenhoek, R. C., & Lutz, R. A. (1991). Heterozygosity, growth, and survival of the hard clam, *Mercenaria mercenaria*, in seagrass vs sandflat habitats. *Marine Biology*, 111(3), 335–342. <https://doi.org/10.1007/BF01319404>
- Petersen, J. K., Hansen, J. W., Laursen, M. B., Clausen, P., Carstensen, J., & Conley, D. J. (2008). Regime shift in a coastal marine ecosystem. *Ecological Applications*, 18(2), 497–510. <https://doi.org/10.1890/07-0752.1>
- Peterson, B. J., & Heck Jr., K. L. (1999). The potential for suspension feeding bivalves to increase seagrass productivity. *Journal of Experimental Marine Biology and Ecology*, 240(1), 37–52. [https://doi.org/10.1016/S0022-0981\(99\)00040-4](https://doi.org/10.1016/S0022-0981(99)00040-4)
- Peterson, B. J., & Heck Jr., K. L. (2001a). An experimental test of the mechanism by which suspension feeding bivalves elevate seagrass productivity. *Marine Ecology Progress Series*, 218, 115–125. <https://doi.org/10.3354/meps218115>
- Peterson, B. J., & Heck Jr., K. L. (2001b). Positive interactions between suspension-feeding bivalves and seagrass a facultative mutualism. *Marine Ecology Progress Series*, 213, 143–155. <https://doi.org/10.3354/meps213143>
- Peterson, C. H. (1982). Clam predation by whelks (*Busycon* spp.): Experimental tests of the importance of prey size, prey density, and seagrass cover. *Marine Biology*, 66(2), 159–170. <https://doi.org/10.1007/BF00397189>
- Peterson, C. H. (1986). Enhancement of *Mercenaria mercenaria* densities in seagrass beds: Is pattern fixed during settlement season or altered by subsequent differential survival? *Limnology and Oceanography*, 31(1), 200–205. <https://doi.org/10.4319/lo.1986.31.1.0200>
- Peterson, C. H., Summerson, H. C., & Duncan, P. B. (1984). The influence of seagrass cover on population structure and individual growth rate of a suspension-feeding bivalve, *Mercenaria mercenaria*. *Journal of Marine Research*, 42(1), 123–138. <https://doi.org/10.1357/002224084788506194>
- Phelps, H. L. (1994). The Asiatic clam (*Corbicula fluminea*) invasion and system-level ecological change in the Potomac River estuary near Washington, DC. *Estuaries*, 17(3), 614–621. <https://doi.org/10.2307/1352409>
- Pohle, D. G., Bricelj, V. M., & García-Esquivel, Z. (1991). The eelgrass canopy: An above-bottom refuge from benthic predators for juvenile bay scallops *Argopecten irradians*. *Marine Ecology Progress Series*, 74, 47–59. <https://doi.org/10.3354/meps074047>
- Poore, G. C. B., & Rainer, S. (1974). Distribution and abundance of soft-bottom molluscs in Port Phillip Bay, Victoria, Australia. *Marine and Freshwater Research*, 25(3), 371–411. <https://doi.org/10.1071/MF9740371>
- Posey, M. H., Wigand, C., & Stevenson, J. C. (1993). Effects of an introduced aquatic plant *Hydrilla verticillata* on benthic communities in the upper Chesapeake Bay.

- Estuarine, Coastal and Shelf Science*, 37, 539–555. <https://doi.org/10.1006/ecss.1993.1072>
- Prado, P., Caiola, N., & Ibáñez, C. (2014). Habitat use by a large population of *Pinna nobilis* in shallow waters. *Scientia Marina*, 78(4), 555–565. <https://doi.org/10.3989/scimar.04087.03A>
- Prescott, R. C. (1990). Sources of predatory mortality in the bay scallop *Argopecten irradians* (Lamarck): Interactions with seagrass and epibiotic coverage. *Journal of Experimental Marine Biology and Ecology*, 144(1), 63–83. [https://doi.org/10.1016/0022-0981\(90\)90020-D](https://doi.org/10.1016/0022-0981(90)90020-D)
- Printrakoon, C., Wells, F. E., & Chitramvong, Y. (2008). Distribution of molluscs in mangroves at six sites in the upper Gulf of Thailand. *Raffles Bulletin of Zoology*, 18, 247–257.
- Rabaoui, L., Tlig-Zouari, S., Katsanevakis, S., & Ben Hassine, O. K. (2010). Modelling population density of *Pinna nobilis* (Bivalvia) on the eastern and southeastern coast of Tunisia. *Journal of Molluscan Studies*, 76(4), 340–347. <https://doi.org/10.1093/mollus/eqy023>
- Rainer, S. F., & Wadley, V. A. (1991). Abundance, growth and production of the bivalve *Solemya* sp., a food source for juvenile rock lobsters in a seagrass community in Western Australia. *Journal of Experimental Marine Biology and Ecology*, 152(2), 201–223. [https://doi.org/10.1016/0022-0981\(91\)90215-I](https://doi.org/10.1016/0022-0981(91)90215-I)
- Rattanachot, E., & Prathep, A. (2015). Species-specific effects of seagrass on belowground biomass, redox potential and *Pillucina vietnamica* (Lucinidae). *Journal of the Marine Biological Association of the United Kingdom*, 95(08), 1693–1704. <https://doi.org/10.1017/S0025315415000934>
- Rattanachot, E., & Prathep, A. (2016). The effect of increasing seagrass root complexity and redox potential on the population of *Pillucina vietnamica* (Bivalvia: Lucinidae) in southwestern Thailand. *Molluscan Research*, 36(2), 142–151. <https://doi.org/10.1080/13235818.2015.1128587>
- Reusch, T. B. H. (1998). Differing effects of eelgrass *Zostera marina* on recruitment and growth of associated blue mussels *Mytilus edulis*. *Marine Ecology Progress Series*, 167, 149–153. <https://doi.org/10.3354/meps167149>
- Reusch, T. B. H., & Chapman, A. R. O. (1995). Storm effects on eelgrass (*Zostera marina* L.) and blue mussel (*Mytilus edulis* L.) beds. *Journal of Experimental Marine Biology and Ecology*, 192, 257–271. [https://doi.org/10.1016/0022-0981\(95\)00074-2](https://doi.org/10.1016/0022-0981(95)00074-2)
- Reusch, T. B. H., Chapman, A. R. O., & Gröger, J. P. (1994). Blue mussels *Mytilus edulis* do not interfere with eelgrass *Zostera marina* but fertilize shoot growth through biodeposition. *Marine Ecology Progress Series*, 108, 265–282. <https://doi.org/10.3354/meps108265>
- Reusch, T. B. H., & Williams, S. L. (1998). Variable responses of native eelgrass *Zostera marina* to a non-indigenous bivalve *Musculista senhousia*. *Oecologia*, 113(3), 428–441. <https://doi.org/10.1007/s004420050395>
- Reusch, T. B. H., & Williams, S. L. (1999). Macrophyte canopy structure and the success of an invasive bivalve. *Oikos*, 84, 398–416. <https://doi.org/10.2307/3546420>
- Reynolds, L. K., Berg, P., & Ziemann, J. C. (2007). Lucinid clam influence on the biogeochemistry of the seagrass *Thalassia testudinum* sediments. *Estuaries and Coasts*, 30(3), 482–490. <https://doi.org/10.1007/BF02819394>
- Rielly-Carroll, E., & Freestone, A. L. (2017). Habitat fragmentation differentially affects trophic levels and alters behavior in a multi-trophic marine system. *Oecologia*, 183(3), 899–908. <https://doi.org/10.1007/s00442-016-3791-2>
- Rietl, A. J., Nyman, J. A., Lindau, C. W., & Jackson, C. R. (2017). Gulf ribbed mussels (*Geukensia granosissima*) increase methane emissions from a coastal *Spartina alterniflora* marsh. *Estuaries and Coasts*, 40(3), 832–841. <https://doi.org/10.1007/s12237-016-0181-2>
- Ruckelshaus, M. H., Wissmar, R. C., & Simenstad, C. A. (1993). The importance of autotroph distribution to mussel growth in a well-mixed, temperate estuary. *Estuaries*, 16(4), 898–912. <https://doi.org/10.2307/1352448>
- Rueda, J. L., Marina, P., Urra, J., & Salas, C. (2009). Changes in the composition and structure of a molluscan assemblage due to eelgrass loss in southern Spain (Alboran Sea). *Journal of the Marine Biological Association of the United Kingdom*, 89(07), 1319–1330. <https://doi.org/10.1017/S0025315409000289>
- Ruesink, J. L., Freshley, N., Herrold, S., Trimble, A. C., & Patten, K. (2014). Influence of substratum on non-native clam recruitment in Willapa Bay, Washington, USA. *Journal of Experimental Marine Biology and Ecology*, 459, 23–30. <https://doi.org/10.1016/j.jembe.2014.05.010>
- Ruesink, J. L., & Rowell, K. (2012). Seasonal effects of clams (*Panopea generosa*) on eelgrass (*Zostera marina*) density but not recovery dynamics at an intertidal site. *Aquatic Conservation: Marine and Freshwater Ecosystems*, 22(6), 712–720. <https://doi.org/10.1002/aqc.2269>
- Rumisha, C., Shukuru, H., Lyimo, J., Maganira, J., & Nehemia, A. (2015). Benthic macroinvertebrate assemblages in mangroves and open intertidal areas on the Dar es Salaam coast, Tanzania. *African Journal of Aquatic Science*, 40(2), 143–151. <https://doi.org/10.2989/16085914.2015.1051504>
- Salgado, J. P., Cabral, H. N., & Costa, M. J. (2007). Spatial and temporal distribution patterns of the macrozoobenthos assemblage in the salt marshes of Tejo estuary (Portugal). *Hydrobiologia*, 587(1), 225–239. <https://doi.org/10.1007/s10750-007-0685-7>
- Salmo, S. G., Tibbetts, I., & Duke, N. C. (2017). Colonization and shift of mollusc assemblages as a restoration indicator in planted mangroves in the Philippines. *Biodiversity and Conservation*, 26(4), 865–881. <https://doi.org/10.1007/s10531-016-1276-6>
- Sanmartí, N., Solé, L., Romero, J., & Pérez, M. (2018). Seagrass-bivalve facilitative interactions: Trait-mediated effects along an environmental gradient. *Marine Environmental Research*, 133, 99–104. <https://doi.org/10.1016/j.marenvres.2017.12.002>
- Santamaría, N. A., Félix-Pico, E. F., Sánchez-Lizaso, J. L., Palomares-García, J. R., & Mazón-Suástegui, M. (1999). Temporal coincidence of the annual eelgrass *Zostera marina* and juvenile scallops *Argopecten ventricosus* (Sowerby II, 1842) in Bahía Concepcion, Mexico. *Journal of Shellfish Research*, 18(2), 415–418.
- Sharma, S., Goff, J., Moody, R. M., Byron, D., Heck, K. L., Powers, S. P., ... Cebrian, J. (2016). Do restored oyster reefs benefit seagrasses? An experimental study in the Northern Gulf of Mexico. *Restoration Ecology*, 24(3), 306–313. <https://doi.org/10.1111/rec.12329>
- Sheridan, P. (2004). Comparison of restored and natural seagrass beds near Corpus Christi, Texas. *Estuaries*, 27(5), 781–792. <https://doi.org/10.1007/BF02912040>
- Sherwood, R. M., & Petraitis, P. S. (1998). Mortality differences of two intertidal mussels, *Mytilus edulis* L. and *Geukensia demissa* (Dillwyn), in a New Jersey salt marsh. *Journal of Experimental Marine Biology and Ecology*, 231, 255–265. [https://doi.org/10.1016/S0022-0981\(98\)00095-1](https://doi.org/10.1016/S0022-0981(98)00095-1)
- Simenstad, C. A., & Fresh, K. L. (1995). Influence of intertidal aquaculture on benthic communities in Pacific Northwest estuaries: Scales of disturbance. *Estuaries*, 18(1), 43–70. <https://doi.org/10.2307/1352282>
- Sirota, L., & Hovel, K. A. (2006). Simulated eelgrass *Zostera marina* structural complexity: Effects of shoot length, shoot density, and surface area on the epifaunal community of San Diego Bay, California, USA. *Marine Ecology Progress Series*, 326, 115–131. <https://doi.org/10.3354/meps326115>
- Skilleter, G. A. (1994). Refuges from predation and the persistence of estuarine clam populations. *Marine Ecology Progress Series*, 109, 29. <https://doi.org/10.3354/meps109029>
- Skubinna, J. P., Coon, T. G., & Batterson, T. R. (1995). Increased abundance and depth of submersed macrophytes in response to decreased turbidity in Saginaw Bay, Lake Huron. *Journal of Great Lakes Research*, 21(4), 476–488. [https://doi.org/10.1016/S0380-1330\(95\)71060-7](https://doi.org/10.1016/S0380-1330(95)71060-7)
- Smith, K. A., North, E. W., Shi, F., Chen, S.-N., Hood, R. R., Koch, E. W., & Newell, R. I. E. (2009). Modeling the effects of oyster reefs and breakwaters on seagrass growth. *Estuaries and Coasts*, 32(4), 748–757. <https://doi.org/10.1007/s12237-009-9170-z>
- Stanley, S. M. (2014). Evolutionary radiation of shallow-water Lucinidae (Bivalvia with endosymbionts) as a result of the rise of seagrasses and mangroves. *Geology*, 42(9), 803–806. <https://doi.org/10.1130/G35942.1>
- Stiven, A. E., & Kuenzler, E. J. (1979). The response of two salt marsh molluscs, *Littorina irrorata* and *Geukensia demissa*, to field manipulations of density and *Spartina* litter. *Ecological Monographs*, 49(2), 151–171. <https://doi.org/10.2307/1942511>
- Strayer, D. L., Caraco, N. F., Cole, J. J., Findlay, S., & Pace, M. L. (1999). Transformation of freshwater ecosystems by bivalves: A case study of zebra mussels in the Hudson River. *BioScience*, 49(1), 19–27. <https://doi.org/10.2307/1313490>
- Sueiro, M. C., Bortolus, A., & Schwindt, E. (2011). Habitat complexity and community composition: Relationships between different ecosystem engineers and the associated macroinvertebrate assemblages. *Helgolander Marine Research*, 65(4), 467–477. <https://doi.org/10.1007/s10152-010-0236-x>
- Sueiro, M. C., Bortolus, A., & Schwindt, E. (2012). The role of the physical structure of *Spartina densiflora* Brong. in structuring macroinvertebrate assemblages. *Aquatic Ecology*, 46(1), 25–36. <https://doi.org/10.1007/s10452-011-9379-3>
- Summerhayes, S. A., Kelaher, B. P., & Bishop, M. J. (2009). Spatial patterns of wild oysters in the Hawkesbury River, NSW, Australia. *Journal of Shellfish Research*, 28(3), 447–451. <https://doi.org/10.2983/035.028.0304>
- Tallis, H. M., Ruesink, J. L., Dumbauld, B. R., Hacker, S. D., & Wisheart, L. M. (2009). Oysters and aquaculture practices affect eelgrass density and productivity in a

- Pacific Northwest estuary. *Journal of Shellfish Research*, 28(2), 251–261. <https://doi.org/10.2983/035.028.0207>
- Thayer, G. W., & Stuart, H. H. (1974). The bay scallop makes its bed of seagrass. *Marine Fisheries Review*, 36(7), 27–30.
- Torchin, M. E., Hechinger, R. F., Huspeni, T. C., Whitney, K. L., & Lafferty, K. D. (2005). The introduced ribbed mussel (*Geukensia demissa*) in Estero de Punta Banda, Mexico: Interactions with the native cord grass, *Spartina foliosa*. *Biological Invasions*, 7(4), 607–614. <https://doi.org/10.1007/s10530-004-5851-5>
- Tsai, C., Yang, S., Trimble, A. C., & Ruesink, J. L. (2010). Interactions between two introduced species: *Zostera japonica* (dwarf eelgrass) facilitates itself and reduces condition of *Ruditapes philippinarum* (Manila clam) on intertidal flats. *Marine Biology*, 157(9), 1929–1936. <https://doi.org/10.1007/s00227-010-1462-0>
- Valdez, S. R., Peabody, B., Allen, B., Blake, B., & Ruesink, J. L. (2017). Experimental test of oyster restoration within eelgrass. *Aquatic Conservation: Marine and Freshwater Ecosystems*, 27(3), 578–587. <https://doi.org/10.1002/aqc.2722>
- Valentine, J. F., & Heck Jr., K. L. (1993). Mussels in seagrass meadows: Their influence on macroinvertebrate abundance and secondary production in the northern Gulf of Mexico. *Marine Ecology Progress Series*, 96, 63–74. <https://doi.org/10.3354/meps096063>
- van der Geest, M., van der Lely, J. A. C., van Gils, J. A., Piersma, T., & Lok, T. (2019). Density-dependent growth of bivalves dominating the intertidal zone of Banc d'Arguin, Mauritania: Importance of feeding mode, habitat and season. *Marine Ecology Progress Series*, 610, 51–63. <https://doi.org/10.3354/meps12851>
- van der Heide, T., Govers, L. L., de Fouw, J., Olf, H., van der Geest, M., van Katwijk, M. M., ... van Gils, J. A. (2012). A three-stage symbiosis forms the foundation of seagrass ecosystems. *Science*, 336, 1432–1434. <https://doi.org/10.1126/science.1219973>
- van der Zee, E. M., Angelini, C., Govers, L. L., Christianen, M. J. A., Altieri, A. H., van der Reijden, K. J., ... van der Heide, T. (2016). How habitat-modifying organisms structure the food web of two coastal ecosystems. *Proceedings of the Royal Society B: Biological Sciences*, 283(1826), 20152326. <https://doi.org/10.1098/rspb.2015.2326>
- Vinther, H. F., & Holmer, M. (2008). Experimental test of biodeposition and ammonium excretion from blue mussels (*Mytilus edulis*) on eelgrass (*Zostera marina*) performance. *Journal of Experimental Marine Biology and Ecology*, 364(2), 72–79. <https://doi.org/10.1016/j.jembe.2008.07.003>
- Vinther, H. F., Laursen, J. S., & Holmer, M. (2008). Negative effects of blue mussel (*Mytilus edulis*) presence in eelgrass (*Zostera marina*) beds in Flensborg fjord, Denmark. *Estuarine, Coastal and Shelf Science*, 77(1), 91–103. <https://doi.org/10.1016/j.ecss.2007.09.007>
- Vinther, H. F., Norling, P., Kristensen, P. S., Dolmer, P., & Holmer, M. (2012). Effects of coexistence between the blue mussel and eelgrass on sediment biogeochemistry and plant performance. *Marine Ecology Progress Series*, 447, 139–149. <https://doi.org/10.3354/meps09505>
- Wagner, E., Dumbauld, B. R., Hacker, S. D., Trimble, A. C., Wisheart, L. M., & Ruesink, J. L. (2012). Density-dependent effects of an introduced oyster, *Crassostrea gigas*, on a native intertidal seagrass, *Zostera marina*. *Marine Ecology Progress Series*, 468, 149–160. <https://doi.org/10.3354/meps09952>
- Wall, C. C., Peterson, B. J., & Gobler, C. J. (2008). Facilitation of seagrass *Zostera marina* productivity by suspension-feeding bivalves. *Marine Ecology Progress Series*, 357, 165–174. <https://doi.org/10.3354/meps07289>
- Wall, C. C., Peterson, B. J., & Gobler, C. J. (2011). The growth of estuarine resources (*Zostera marina*, *Mercenaria mercenaria*, *Crassostrea virginica*, *Argopecten irradians*, *Cyprinodon variegatus*) in response to nutrient loading and enhanced suspension feeding by adult shellfish. *Estuaries and Coasts*, 34(6), 1262–1277. <https://doi.org/10.1007/s12237-011-9377-7>
- Watt, C., Garbary, D. J., & Longtin, C. (2011). Population structure of the ribbed mussel *Geukensia demissa* in salt marshes in the southern Gulf of St. Lawrence, Canada. *Helgolander Marine Research*, 65(3), 275–283. <https://doi.org/10.1007/s10152-010-0221-4>
- West, D. L., & Williams, A. H. (1986). Predation by *Callinectes sapidus* (Rathbun) within *Spartina alterniflora* (Loisel) marshes. *Journal of Experimental Marine Biology and Ecology*, 100(1–3), 75–95. [https://doi.org/10.1016/0022-0981\(86\)90156-5](https://doi.org/10.1016/0022-0981(86)90156-5)
- Wetz, M. S., Lewitus, A. J., Koepfler, E. T., & Hayes, K. C. (2002). Impact of the eastern oyster *Crassostrea virginica* on microbial community structure in a salt marsh estuary. *Aquatic Microbial Ecology*, 28(1), 87–97. <https://doi.org/10.3354/ame028087>
- White, L. F., & Orr, L. C. (2011). Native clams facilitate invasive species in an eelgrass bed. *Marine Ecology Progress Series*, 424, 87–95. <https://doi.org/10.3354/meps08958>
- Williams, S. L., Ebert, T. A., & Allen, B. J. (2005). Does the recruitment of a non-native mussel in native eelgrass habitat explain their disjunct adult distributions? *Diversity and Distributions*, 11(5), 409–416. <https://doi.org/10.1111/j.1366-9516.2005.00171.x>
- Wilson, F. S. (1990). Temporal and spatial patterns of settlement: A field study of molluscs in Bogue Sound, North Carolina. *Journal of Experimental Marine Biology and Ecology*, 139, 201–220. [https://doi.org/10.1016/0022-0981\(90\)90147-5](https://doi.org/10.1016/0022-0981(90)90147-5)
- Wolf, B. M., & White, R. W. G. (1997). Movements and habitat use of the queen scallop, *Equichlamys bifrons*, in the D'Entrecasteaux Channel and Huon River estuary, Tasmania. *Journal of Shellfish Research*, 16(2), 533–539.
- Wong, M. C. (2013). Green crab (*Carcinus maenas* (Linnaeus, 1758)) foraging on soft-shell clams (*Mya arenaria* Linnaeus, 1758) across seagrass complexity: Behavioural mechanisms and a new habitat complexity index. *Journal of Experimental Marine Biology and Ecology*, 446, 139–150. <https://doi.org/10.1016/j.jembe.2013.05.010>
- Wong, M. C., & Dowd, M. (2015). Patterns in taxonomic and functional diversity of macrobenthic invertebrates across seagrass habitats: A case study in Atlantic Canada. *Estuaries and Coasts*, 38(6), 2323–2336. <https://doi.org/10.1007/s12237-015-9967-x>
- Worm, B., & Reusch, T. B. H. (2000). Do nutrient availability and plant density limit seagrass colonization in the Baltic Sea? *Marine Ecology Progress Series*, 200, 159–166. <https://doi.org/10.3354/meps200159>
- Wright, J. T., McKenzie, L. A., & Gribben, P. E. (2007). A decline in the abundance and condition of a native bivalve associated with *Caulerpa taxifolia* invasion. *Marine and Freshwater Research*, 58(3), 263. <https://doi.org/10.1071/MF06150>
- Yamamoto, M., Hiratsuka, J.-I., Ishitobi, Y., Hosokawa, S., & Nakamura, Y. (2006). Ecosystem shift resulting from loss of eelgrass and other submerged aquatic vegetation in two estuarine lagoons, Lake Nakami and Lake Shinji, Japan. *Journal of Oceanography*, 62(4), 551–558. <https://doi.org/10.1007/s10872-006-0075-1>
- Yap, T.-K., Gallagher, J. B., Saleh, E., & Admodisastro, V. A. (2018). The occurrence of boring bivalve (Genus: *Zachia*), in a tropical seagrass meadow in Gaya Island (Sabah, Malaysia) and its possible ecological implications. *Borneo Journal of Marine Science and Aquaculture*, 02, 48–53.
- Zhang, Y. S., & Silliman, B. (2019). A facilitation cascade enhances local biodiversity in seagrass beds. *Diversity*, 11(3), 30. <https://doi.org/10.3390/d11030030>
- Zhu, B., Fitzgerald, D. G., Hoskins, S. B., Rudstam, L. G., Mayer, C. M., & Mills, E. L. (2007). Quantification of historical changes of submerged aquatic vegetation cover in two bays of Lake Ontario with three complementary methods. *Journal of Great Lakes Research*, 33(1), 122–135. [https://doi.org/10.3394/0380-1330\(2007\)33\[122:QOHCOS\]2.0.CO;2](https://doi.org/10.3394/0380-1330(2007)33[122:QOHCOS]2.0.CO;2)
- Zhu, B., Fitzgerald, D. G., Mayer, C. M., Rudstam, L. G., & Mills, E. L. (2006). Alteration of ecosystem function by zebra mussels in Oneida Lake: Impacts on submerged macrophytes. *Ecosystems*, 9(6), 1017–1028. <https://doi.org/10.1007/s10021-005-0049-y>
- Zhu, B., Mayer, C. M., Heckathorn, S. A., & Rudstam, L. G. (2007). Can dreissenid attachment and biodeposition affect submerged macrophyte growth. *Journal of Aquatic Plant Management*, 45, 71–76.

SUPPORTING INFORMATION

Additional supporting information may be found online in the Supporting Information section.

How to cite this article: Gagnon K, Rinde E, Bengil EGT, et al. Facilitating foundation species: The potential for plant–bivalve interactions to improve habitat restoration success. *J Appl Ecol*. 2020;57:1161–1179. <https://doi.org/10.1111/1365-2664.13605>